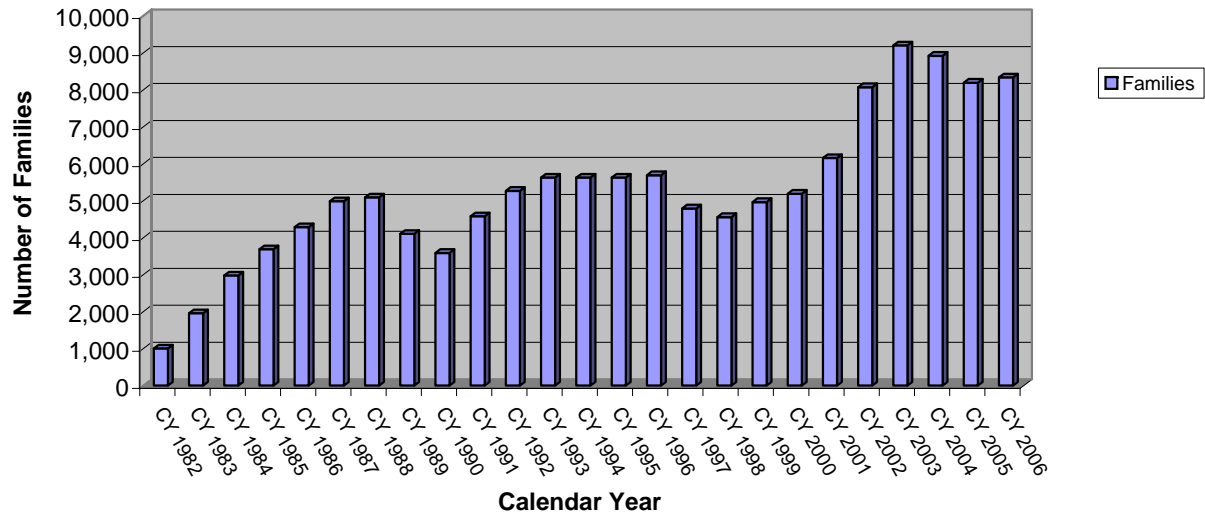


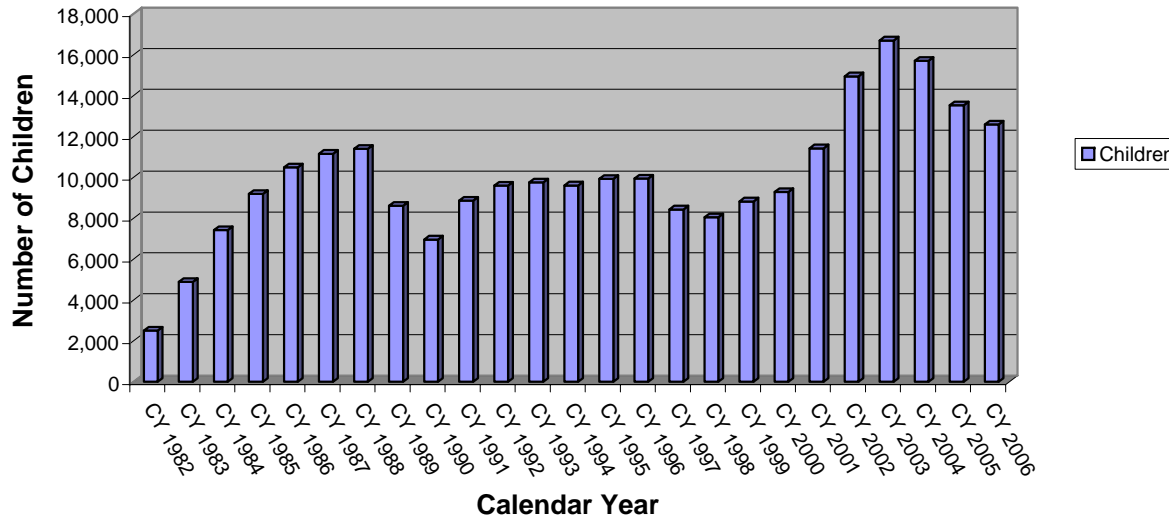
	Single Adults				Single Adults				Single Adults		
	Men	Women	Total		Men	Women	Total		Men	Women	Total
CY 1980	2,026	129	2,155	CY 1992	5,713	1,209	6,922	CY 2004	6,569	2,043	8,612
CY 1981	2,584	219	2,803	CY 1993	5,313	1,100	6,413	CY 2005	6,218	1,956	8,174
CY 1982	3,382	404	3,786	CY 1994	5,131	1,104	6,235	CY 2006	5,683	1,979	7,662
CY 1983	4,440	621	5,061	CY 1995	5,344	1,189	6,532				
CY 1984	5,447	781	6,228	CY 1996	5,755	1,266	7,020				
CY 1985	6,335	881	7,217	CY 1997	5,762	1,329	7,090				
CY 1986	7,888	1,002	8,890	CY 1998	5,477	1,398	6,875				
CY 1987	8,490	1,138	9,628	CY 1999	5,297	1,481	6,778				
CY 1988	8,411	1,264	9,675	CY 2000	5,361	1,573	6,934				
CY 1989	7,994	1,348	9,342	CY 2001	5,770	1,709	7,479				
CY 1990	7,192	1,342	8,535	CY 2002	5,945	1,806	7,750				
CY 1991	6,434	1,255	7,689	CY 2003	6,275	1,924	8,199				

Average Daily Census (Family System)



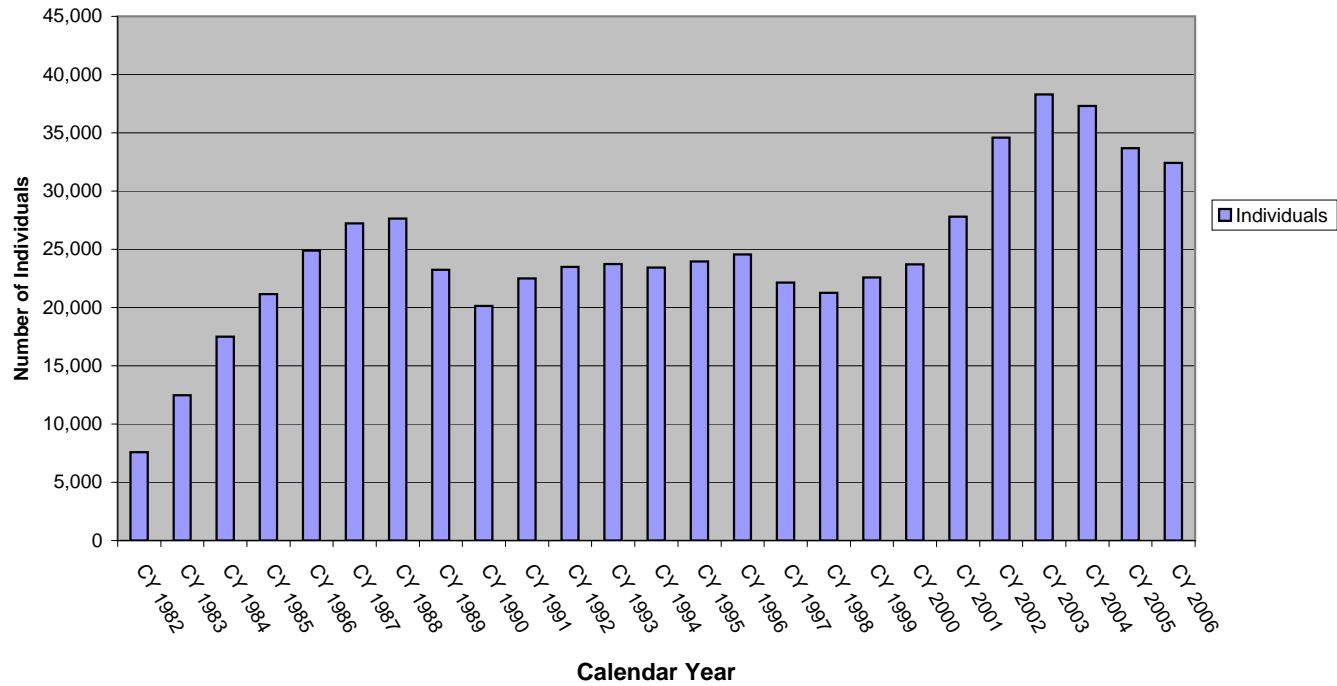
Families		Families		Families		Families		Families	
CY 1982	1,005	CY 1987	4,986	CY 1992	5,270	CY 1997	4,793	CY 2002	8,071
CY 1983	1,960	CY 1988	5,091	CY 1993	5,626	CY 1998	4,558	CY 2003	9,203
CY 1984	2,981	CY 1989	4,105	CY 1994	5,629	CY 1999	4,965	CY 2004	8,922
CY 1985	3,688	CY 1990	3,591	CY 1995	5,627	CY 2000	5,192	CY 2005	8,194
CY 1986	4,286	CY 1991	4,581	CY 1996	5,692	CY 2001	6,154	CY 2006	8,339

Average Daily Census (Children)



Children		Children		Children		Children		Children	
CY 1982	2,507	CY 1987	11,163	CY 1992	9,607	CY 1997	8,437	CY 2002	14,952
CY 1983	4,887	CY 1988	11,401	CY 1993	9,760	CY 1998	8,054	CY 2003	16,705
CY 1984	7,432	CY 1989	8,614	CY 1994	9,610	CY 1999	8,826	CY 2004	15,705
CY 1985	9,196	CY 1990	6,966	CY 1995	9,927	CY 2000	9,290	CY 2005	13,534
CY 1986	10,493	CY 1991	8,867	CY 1996	9,945	CY 2001	11,427	CY 2006	12,597

Total Individuals in DHS System



Individuals	Individuals	Individuals	Individuals	Individuals	
CY 1982	7,584	CY 1987	27,225	CY 1992	23,494
CY 1983	12,468	CY 1988	27,646	CY 1993	23,748
CY 1984	17,491	CY 1989	23,254	CY 1994	23,431
CY 1985	21,154	CY 1990	20,131	CY 1995	23,950
CY 1986	24,896	CY 1991	22,498	CY 1996	24,554
				CY 1997	22,145
				CY 1998	21,277
				CY 1999	22,575
				CY 2000	23,712
				CY 2001	27,799
				CY 2002	34,576
				CY 2003	38,310
				CY 2004	37,319
				CY 2005	33,687
				CY 2006	32,430