



# **HOPE 2009**

**THE NYC STREET SURVEY**

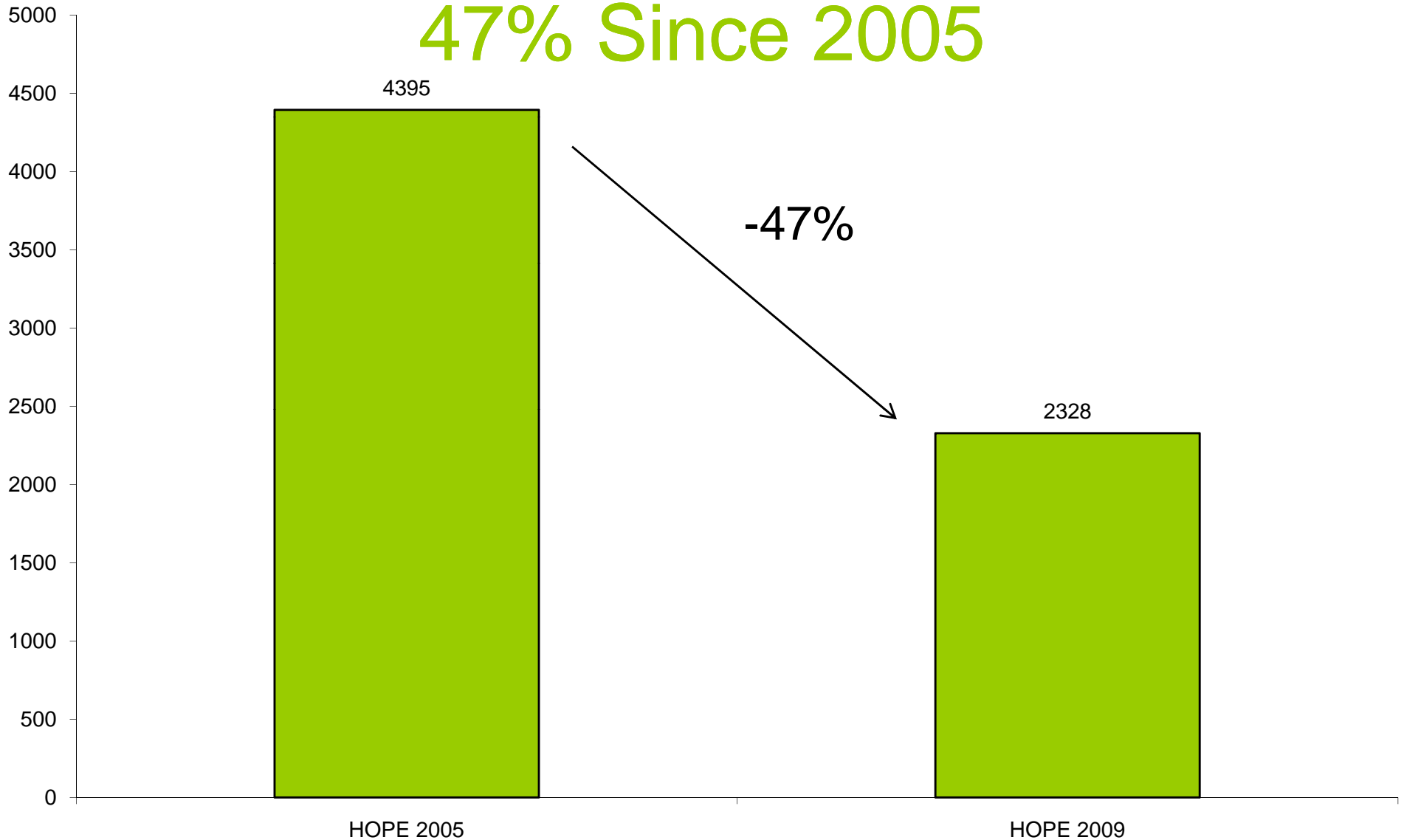


## Key Findings

- HOPE count down 47% since 2005
  - 2,067 fewer New Yorkers living unsheltered in public spaces
- Total estimate of 2,328 unsheltered individuals
  - Decrease of 30% from last year
- Decrease from last year across all five boroughs and subways

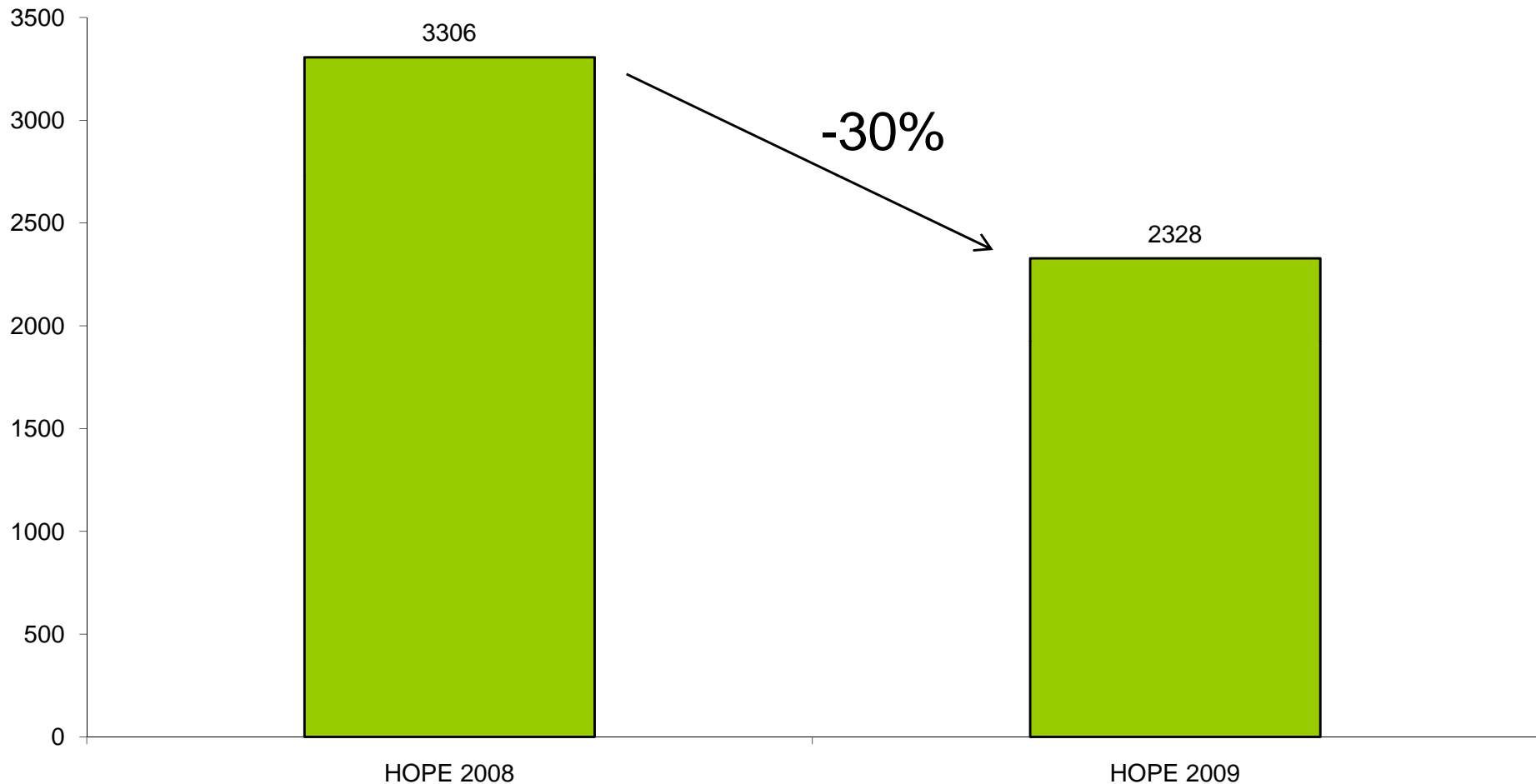


# Unsheltered Population Declines 47% Since 2005



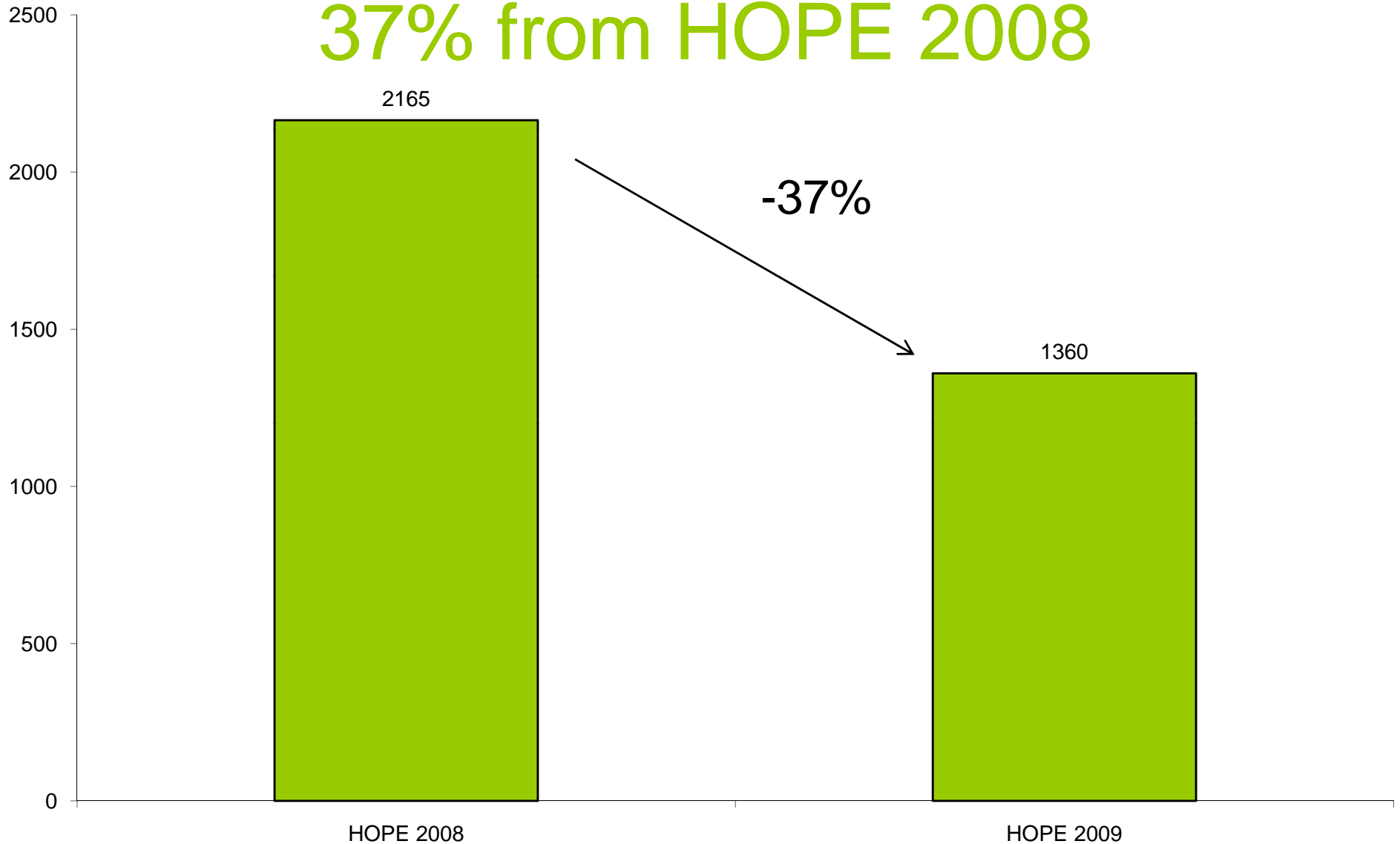


# Homeless Living Unsheltered in NYC Declines 30% in Last Year



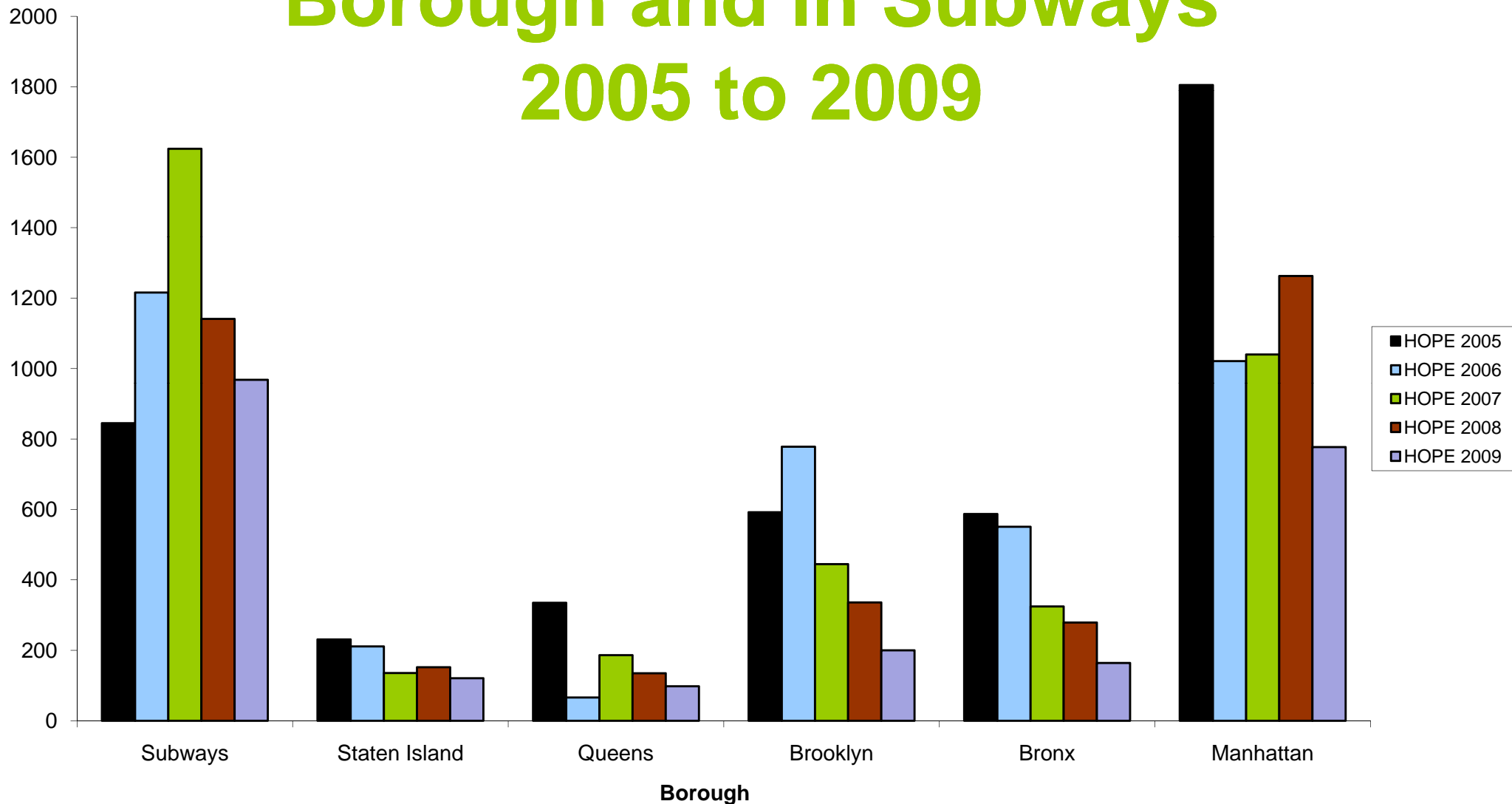


# Surface Area Population Decreases by 37% from HOPE 2008





# Homeless Living Unsheltered by Borough and in Subways 2005 to 2009





# 2005 vs. 2009

	Estimate		
	<u>2005</u>	<u>2009</u>	<u>Change</u>
<b>Surface Areas</b>			
Manhattan	1805	777	-1028 (-57%)
Bronx	587	164	-423 (-72%)
Brooklyn	592	200	-392 (-66%)
Queens	335	98	-237 (-71%)
Staten Island	231	121	-110 (-48%)
<b>Surface Total</b>	<b>3550</b>	<b>1360</b>	<b>-2190 (-62%)</b>
<b>Subways</b>	<b>845</b>	<b>968</b>	<b>123 (+15%)</b>
<b>Total Unsheltered Individuals</b>	<b>4395</b>	<b>2328</b>	<b>-2067 (-47%)</b>



# 2008 vs. 2009

	Estimate		
	<u>2008</u>	<u>2009</u>	<u>Change</u>
<b>Surface Areas</b>			
Manhattan	1263	777	-486 (-38%)
Bronx	279	164	-115 (-41%)
Brooklyn	336	200	-136 (-40%)
Queens	135	98	-37 (-27%)
Staten Island	152	121	-31 (-20%)
<b>Surface Total</b>	<b>2165</b>	<b>1360</b>	<b>-805 (-37%)</b>
<b>Subways</b>	<b>1141</b>	<b>968</b>	<b>-173 (-15%)</b>
<b>Total Unsheltered Individuals</b>	<b>3306</b>	<b>2328</b>	<b>-978 (-30%)</b>



# Comparison of Unsheltered Homelessness in Large U.S. Cities

	Estimated Unsheltered Population	Total Population	Ratio of Unsheltered Homeless to General Population
<b>New York City</b>	<b>2,328</b>	<b>8,274,527</b>	<b>1 in 3,554</b>
Los Angeles *	40,144	3,834,340	1 in 96
San Francisco *	2,771	764,976	1 in 276
Seattle	1,976	594,210	1 in 301
Chicago *	1,576	2,836,658	1 in 1,800
Miami-Dade County	994	2,387,170	1 in 2,402

\*This represents a list of large U.S. cities with a similar street count methodology for which DHS was able to confirm a recent Census; 2009 results are not yet available for LA, SF, and Chicago. All population figures are from the 2007 U.S. Census Bureau Population Estimate.



Department of  
Homeless Services



# Leading through Innovation and Accountability



Department of  
Homeless Services

## Street to Home Outreach

- Single-provider accountability in each borough increases coordination and responsibility
- Performance-based contracts incentivize placement of clients into housing
- 311 campaign taps knowledge of citizens and encourages public involvement

# Ending Chronic Homelessness

- Providers target the most chronically homeless and medically fragile clients for expedited placement into housing
- DHS has created 411 Safe Haven beds and 150 stabilization beds that provide direct access to housing
- As a result, outreach teams have housed over 1,200 chronically homeless clients directly from the street

# Progress through Partnerships

- Monthly meetings facilitate an exchange of best practices between providers
- Collaboration with the Department of Health and Mental Hygiene prioritizes health and safety for New Yorkers on the street
- Department of Sanitation, Parks Department, NYPD, and the MTA and its outreach partner the Bowery Residence Committee, work with outreach teams to address encampments and serve hard-to-reach populations