

DISTRICT RESOURCE STATEMENT

Fiscal Years 2003-2004



Verna Eggleston, Administrator/Commissioner

Swati Desai, Executive Deputy Commissioner
Office of Program Reporting Analysis and Accountability

Lisa Garabedian, Coordinator

The District Resource Statement is developed in support of the city charter requirements regarding the dissemination of geographic, fiscal, and service information to the community boards and public officials as coordinated by the New York City Office of Management and Budget.

HUMAN RESOURCES ADMINISTRATION

Agency Mission and Values

Towards our mission of assisting clients to attain their maximum degree of self-reliance, the Human Resources Administration helps New Yorkers in need to find work to support themselves and their families. In collaboration with a network of service providers, HRA assesses the skills of its clients and assigns them to activities that will move them towards employment. These activities, based on the background of each individual, include short-term job search, vocational training, work experience or basic education. Through these services HRA can, in a well-structured and professional environment, build on each individual's capacities to allow for job placement and ultimately, career advancement. We have been highly successful in moving our clients off the rolls and into jobs, and must ensure that, as people prepare to leave the system, they receive adequate continued recognition and support to remain employed. Our investment in the success of these individuals is an investment in the viability and survival of New York City. We must stimulate the economy by placing the able-bodied into the workforce, allowing them to contribute actively to their communities.

However, the Human Resources Administration realizes that employment is sometimes not an option for clients with special needs. We closely review each case, monitor each assessor and assessment, and identify the best and most appropriate services for each and every client and family. For those that cannot be engaged, HRA provides a core of services designed to move each towards a sense of greater self-sufficiency by providing adequate and appropriate support. This group includes Chronic Chemical Abusers, who are referred to treatment centers suited to their needs; Victims of Domestic Violence, who are assisted in finding safety when unable to remain in their homes and communities due to threat of further violence; Temporarily and Permanently Mentally and Physically Disabled, who are trained for work when appropriate and receive medical care; and Immigrants, who receive English language instruction when cultural and language barriers keep them languishing on the rolls, unable to access services.

Our vision is to meet clients where they are, in accordance with their needs. HRA must take the lead in educating all stakeholders in the differences between entitlement, benefit, and assistance; in knowing the different resources required to provide these services; and in understanding the manner in which they are delivered. During this administration, the Human Resources Administration will strive to streamline delivery systems, providing optimum opportunity towards each family's and individual's self-sufficiency and assisting those served to return and remain in the community of their choice.

The Human Resources Administration (HRA) assists individuals and families in achieving and sustaining their maximum degree of self-sufficiency. HRA provides temporary assistance and employment services or referrals at 29 Job Centers and several contracted employment vendors. It also offers medical and food assistance services at 20 Medicaid offices and 25 Food Stamp offices. Support services to individuals with AIDS and HIV-related illnesses are provided through 11 centers; protective services to adults through 5 HRA borough offices and 1 contracted program, as well as 3 Community Guardian Services programs. Services to victims of domestic violence are provided through the operation of one emergency domestic violence shelter, the reimbursement of 35 private emergency residential programs, as well as client referrals for four transitional housing programs for victims of domestic violence. HRA also determines the home care eligibility of disabled or frail Medicaid recipients through nine Community Alternative Systems Agency offices and contracts with 95 home care provider agencies.

HRA provides services through its major divisions, the Family Independence Administration (FIA), Medical Assistance Programs (MAP), Domestic Violence and Emergency Intervention Services (ODVEIS), HIV/AIDS Services Administration (HASA), and The Office of Health and Mental Health Services (OHMHS).

The HRA DISTRICT RESOURCE STATEMENT provides, for each community district, FY2003 and FY2004 information and data on HRA's income support population, as well as programs and services provided directly through the agency or through contracts with service providers.

The Human Resources Administration Program Areas

Family Independence Administration (FIA)

Workers at FIA's Job Centers determine and monitor customers' eligibility for public assistance, food stamps, Medicaid and childcare services. They help people get on the road to self-sufficiency by connecting them to job search, job placement, vocational, educational and training services appropriate for their work histories and skills, and provide access to transitional benefits. To help families make the transition from welfare to work, HRA provides transitional food stamps, Medicaid and subsidized childcare for eligible public assistance families and applicants.

Domestic Violence and Emergency Intervention (ODVEIS)

The Office of Domestic Violence and Emergency Intervention Services (ODVEIS) provides social services and emergency shelter for victims of domestic violence. ODVEIS directly operates one emergency domestic violence shelter, monitors 38 state-licensed emergency residential programs and oversees private customer referrals for four transitional housing programs. In addition, the Office of Emergency Intervention Services (OEIS) includes Crisis and Disaster Services, which responds to citywide emergencies such as hurricanes and snow storms; the Heatline, Utility Assistance program and the federally funded Home Energy Assistance Program, which provide energy related services to low income households; and the Emergency Food Assistance Program, which supplements the food supply in more than 600 food pantries and soup kitchens citywide.

Medical Assistance Programs (MAP)

There are currently four different public health insurance programs available in New York State, which are administered in New York City by HRA's Medical Assistance Programs (MAP). These include Medicaid, Child Health Plus, Family Health Plus and the Family Planning Benefit Program. Also available from MAP are related social service programs:

Home Care Services (HCS): HCS provides home attendants, housekeepers, home health aides and long-term home health care for medically needy customers.

Adult Protective Service (APS): APS assists adults who, because of mental or physical disabilities, are unable to manage their own resources, carry out the activities of daily living, or protect themselves from neglect or hazardous situations; and have no one available who is willing and able to responsibly assist them.

Health and Mental Health Services (OHMHS)

The Office of Health and Mental Health Services (OHMHS) is a specialized office that provides direct services and clinical expertise in the areas of health, mental health and substance abuse to HRA's other program components. OHMHS has several functional units including the Visiting Psychiatric Service, the Placement Assessment and Client Tracking Unit, and the Special Needs Policy and Planning Unit.

HIV/AIDS Services Administration (HASA)

The HIV/AIDS Services Administration (HASA) provides essential services and benefits to individuals with AIDS and symptomatic HIV illness and their families. The goal is to enable customers to manage the illness and live their lives with the fullest independence possible. HASA provides an integrated network of housing services, including securing emergency housing and securing permanent supportive housing. The Housing Unit also facilitates all HASA referrals made to the New York City Housing Authority to ensure priority status and placement.

**COMMUNITY DISTRICT DEMOGRAPHICS
AND
EXPLANATION OF INDICATORS**

CENSUS DATA

Demographic and socioeconomic indicators were provided by the New York Department of City Planning for New York City, boroughs, and community districts from the 2000 census.

INCOME SUPPORT POPULATION DATA

Data Source for Public Assistance, Medical Assistance, SSI, and Food Stamps is the Welfare Management System, as of October 2002 and 2003.

Public Assistance: All participants receiving public assistance grants are distributed among the community districts by their address.

Food Stamps: FS/PA are the public assistance participants who receive authorization for food stamps. FS/NPA are persons receiving authorization for food stamps who are not eligible for public assistance. Persons issued food stamps authorizations are distributed among the community district by their address.

Medical Assistance: New York City's Medicaid-enrollments were allocated to community districts according to their address.

Also, included for each community district is the change in the number of persons receiving assistance from October 2002 to 2003, the percent of the total population in the community district receiving assistance, and the percent of the borough's and the city's population receiving assistance within the community district.

DIRECT SERVICE OFFICES

The direct service offices run by HRA program areas are broken down by borough and community district. Identified is the community district of their location although many of the direct service offices serve multiple community districts and/or multiple boroughs.

CONTRACT SERVICES - Planned for fiscal year 2004 (As of August 2003)

The DRS includes a list of human service contracts based on the Contractor's address. Information for these contracts includes type of service, contractual dates, contractor's name and address and contract amount.

(Contract addresses may not represent the areas served by the contract since address may only be an administrative address and also many contracts serve multiple community districts, as well as multiple boroughs. Where available, community district(s) that are actually served by the contract are identified.)

COMMUNITY DISTRICT DEMOGRAPHICS

HUMAN RESOURCES ADMINISTRATION
COMMUNITY DISTRICT DEMOGRAPHICS

NEW YORK CITY

CENSUS DATA 2000

<u>TOTAL POPULATION</u>	<u>8,008,278</u>
SINGLE RACE (NON HISPANIC)	5,622,575
WHITE	2,801,267
BLACK	1,962,154
ASIAN	780,229
PACIFIC ISLAND	2,829
AMERICAN INDIAN AND ALASKA NATIVE	17,321
OTHER	58,775
TWO OR MORE	225,149
HISPANIC	2,160,554
POPULATION 18 AND UNDER	1,940,269
NUMBER OF HOUSING UNITS	3,200,912
MEDIAN HOUSEHOLD INCOME	\$38,293
PERSONS BELOW POVERTY LEVEL	1,668,938
PERCENT BELOW POVERTY LEVEL	21.2%

INCOME SUPPORT DATA

	<u>AS OF 10/02</u>	<u>AS OF 10/03</u>
<u>PUBLIC ASSISTANCE</u>		
PUBLIC ASSISTANCE RECIPIENTS:	425,674	432,789
PUBLIC ASSISTANCE CASES:	207,835	214,289
<u>SSI</u>		
SSI RECIPIENTS:	395,786	398,539
<u>MEDICAID PROGRAM (MA) *</u>		
MEDICAID ONLY ENROLLEES:	1,240,774	1,532,122
TOTAL MA ENROLLEES:	2,107,283	2,358,958
<u>FOOD STAMPS</u>		
FOOD STAMPS FOR PERSONS RECEIVING PUBLIC ASSISTANCE:	415,710	440,623
FOOD STAMPS FOR PERSONS NOT RECEIVING PUBLIC ASSISTANCE AND SSI ONLY:	420,334	477,675
TOTAL FOOD STAMP RECIPIENTS:	836,044	918,298
FOOD STAMPS FOR HOUSEHOLDS RECEIVING PUBLIC ASSISTANCE:	182,983	192,799
FOOD STAMPS FOR HOUSEHOLDS NOT RECEIVING PUBLIC ASSISTANCE AND SSI ONLY:	255,381	277,756
TOTAL FOOD STAMP HOUSEHOLDS:	438,364	470,555

HUMAN RESOURCES ADMINISTRATION
COMMUNITY DISTRICT DEMOGRAPHICS

BREAKDOWN OF INCOME SUPPORT DATA IN : NEW YORK CITY

<u>PUBLIC ASSISTANCE</u> (PERSONS)	<u>AS OF 10/02</u>	<u>AS OF 10/03</u>
FAMILY ASSISTANCE PROGRAM (TANF):	212,018	205,112
SAFETY NET ASSISTANCE (SNA)**:	213,656	227,677
CHILDREN ON PUBLIC ASSISTANCE:	247,388	247,173
ADULTS ON PUBLIC ASSISTANCE:	178,286	185,616

CHANGE FROM 2002 TO 2003

CHANGE IN NUMBER OF PERSONS RECEIVING PUBLIC ASSISTANCE FROM 10/02:	7,115
CHANGE IN NUMBER OF CASES RECEIVING PUBLIC ASSISTANCE FROM 10/02:	6,454
CHANGE IN NUMBER OF PERSONS RECEIVING FOODSTAMPS FROM 10/02:	82,254
CHANGE IN NUMBER OF HOUSEHOLDS RECEIVING FOODSTAMPS FROM 10/02:	32,191

CITYWIDE COMPARISON

	<u>AS OF 10/02</u>	<u>AS OF 10/03</u>
PERCENT OF CITY POPULATION RECEIVING PUBLIC ASSISTANCE:	5%	5%
PERCENT OF CITY POPULATION RECEIVING MEDICAID:	26%	29%
PERCENT OF CITY POPULATION RECEIVING FOOD STAMPS:	10%	11%

* SOURCES FOR MEDICAID DATA CHANGED AS OF JULY 2003

** INCLUDES TANF CASES CONVERTED TO SAFETY NET DUE TO 5-YEAR TIME LIMIT

HUMAN RESOURCES ADMINISTRATION
COMMUNITY DISTRICT DEMOGRAPHICS

BOROUGH: Bronx

CENSUS DATA 2000

<u>TOTAL POPULATION</u>	<u>1,332,650</u>
SINGLE RACE (NON HISPANIC)	660,736
WHITE	193,651
BLACK	416,338
ASIAN	38,558
PACIFIC ISLAND	474
AMERICAN INDIAN AND ALASKA NATIVE	3,488
OTHER	8,227
TWO OR MORE	27,209
HISPANIC	644,705
POPULATION 18 AND UNDER	397,372
NUMBER OF HOUSING UNITS	490,659
MEDIAN HOUSEHOLD INCOME	27,611
PERSONS BELOW POVERTY LEVEL	395,263
PERCENT BELOW POVERTY LEVEL	30.7%

INCOME SUPPORT DATA

	<u>AS OF 10/02</u>	<u>AS OF 10/03</u>
<u>PUBLIC ASSISTANCE</u>		
PUBLIC ASSISTANCE RECIPIENTS:	145,475	150,943
PUBLIC ASSISTANCE CASES:	66,748	69,768
<u>SSI</u>		
SSI RECIPIENTS:	87,414	89,160
<u>MEDICAID PROGRAM (MA)*</u>		
MEDICAID ONLY ENROLLEES:	252,230	307,244
TOTAL MA ENROLLEES:	507,922	561,728
<u>FOOD STAMPS</u>		
FOOD STAMPS FOR PERSONS RECEIVING PUBLIC ASSISTANCE:	143,674	156,278
FOOD STAMPS FOR PERSONS NOT RECEIVING PUBLIC ASSISTANCE AND SSI ONLY:	74,759	89,049
TOTAL FOOD STAMP RECIPIENTS:	218,433	245,326
FOOD STAMPS FOR HOUSEHOLDS RECEIVING PUBLIC ASSISTANCE:	60,954	65,111
FOOD STAMPS FOR HOUSEHOLDS NOT RECEIVING PUBLIC ASSISTANCE AND SSI ONLY:	45,367	51,130
TOTAL FOOD STAMP HOUSEHOLDS:	106,321	116,241

HUMAN RESOURCES ADMINISTRATION
COMMUNITY DISTRICT DEMOGRAPHICS

BREAKDOWN OF INCOME SUPPORT DATA IN: Bronx

<u>PUBLIC ASSISTANCE</u> (PERSONS)	<u>AS OF 10/02</u>	<u>AS OF 10/03</u>
FAMILY ASSISTANCE PROGRAM (TANF):	72,959	72,442
SAFETY NET ASSISTANCE (SNA)**:	72,501	78,476
CHILDREN ON PUBLIC ASSISTANCE:	87,235	89,661
ADULTS ON PUBLIC ASSISTANCE:	57,513	60,137

CHANGE FROM 2002 TO 2003

CHANGE IN NUMBER OF PERSONS RECEIVING PUBLIC ASSISTANCE FROM 10/02:	5,468
CHANGE IN NUMBER OF CASES RECEIVING PUBLIC ASSISTANCE FROM 10/02:	3,020
CHANGE IN NUMBER OF PERSONS RECEIVING FOODSTAMPS FROM 10/02:	26,893
CHANGE IN NUMBER OF HOUSEHOLDS RECEIVING FOODSTAMPS FROM 10/02:	9,920

BOROUGH COMPARISON

	<u>AS OF 10/02</u>	<u>AS OF 10/03</u>
PERCENT OF BOROUGH POPULATION RECEIVING PUBLIC ASSISTANCE:	11%	11%
PERCENT OF BOROUGH POPULATION RECEIVING MEDICAID:	38%	42%
PERCENT OF BOROUGH POPULATION RECEIVING FOOD STAMPS:	16%	18%
BOROUGH RANK OF NUMBER OF PERSONS RECEIVING PUBLIC ASSISTANCE:	2	1
BOROUGH RANK OF NUMBER OF PERSONS RECEIVING MEDICAID:	2	2
BOROUGH RANK OF NUMBER OF PERSONS RECEIVING FOODSTAMPS:	2	2

* SOURCES FOR MEDICAID DATA CHANGED AS OF JULY 2003

** INCLUDES TANF CASES CONVERTED TO SAFETY NET DUE TO 5-YEAR TIME LIMIT

HUMAN RESOURCES ADMINISTRATION
COMMUNITY DISTRICT DEMOGRAPHICS

BOROUGH: Brooklyn

CENSUS DATA 2000

<u>TOTAL POPULATION</u>	<u>2,465,326</u>
SINGLE RACE (NON HISPANIC)	1,908,760
WHITE	854,532
BLACK	848,583
ASIAN	184,291
PACIFIC ISLAND	803
AMERICAN INDIAN AND ALASKA NATIVE	4,494
OTHER	16,057
TWO OR MORE	68,688
HISPANIC	487,878
POPULATION 18 AND UNDER	662,499
NUMBER OF HOUSING UNITS	930,866
MEDIAN HOUSEHOLD INCOME	32,135
PERSONS BELOW POVERTY LEVEL	610,476
PERCENT BELOW POVERTY LEVEL	25.1%

INCOME SUPPORT DATA

	<u>AS OF 10/02</u>	<u>AS OF 10/03</u>
<u>PUBLIC ASSISTANCE</u>		
PUBLIC ASSISTANCE RECIPIENTS:	147,410	148,163
PUBLIC ASSISTANCE CASES:	69,602	71,294
<u>SSI</u>		
SSI RECIPIENTS:	143,469	143,699
<u>MEDICAID PROGRAM (MA)*</u>		
MEDICAID ONLY ENROLLEES:	463,861	567,762
TOTAL MA ENROLLEES:	763,460	849,582
<u>FOOD STAMPS</u>		
FOOD STAMPS FOR PERSONS RECEIVING PUBLIC ASSISTANCE:	142,903	150,069
FOOD STAMPS FOR PERSONS NOT RECEIVING PUBLIC ASSISTANCE AND SSI ONLY:	189,190	212,869
TOTAL FOOD STAMP RECIPIENTS:	332,093	362,938
FOOD STAMPS FOR HOUSEHOLDS RECEIVING PUBLIC ASSISTANCE:	60,443	63,301
FOOD STAMPS FOR HOUSEHOLDS NOT RECEIVING PUBLIC ASSISTANCE AND SSI ONLY:	104,999	113,598
TOTAL FOOD STAMP HOUSEHOLDS:	165,442	176,899

HUMAN RESOURCES ADMINISTRATION
COMMUNITY DISTRICT DEMOGRAPHICS

BREAKDOWN OF INCOME SUPPORT DATA IN: Brooklyn

<u>PUBLIC ASSISTANCE</u> (PERSONS)	<u>AS OF 10/02</u>	<u>AS OF 10/03</u>
FAMILY ASSISTANCE PROGRAM (TANF):	73,894	69,997
SAFETY NET ASSISTANCE (SNA)**:	73,493	78,172
CHILDREN ON PUBLIC ASSISTANCE:	87,579	86,459
ADULTS ON PUBLIC ASSISTANCE:	59,310	61,094

CHANGE FROM 2002 TO 2003

CHANGE IN NUMBER OF PERSONS RECEIVING PUBLIC ASSISTANCE FROM 10/02:	753
CHANGE IN NUMBER OF CASES RECEIVING PUBLIC ASSISTANCE FROM 10/02:	1,692
CHANGE IN NUMBER OF PERSONS RECEIVING FOODSTAMPS FROM 10/02:	30,845
CHANGE IN NUMBER OF HOUSEHOLDS RECEIVING FOODSTAMPS FROM 10/02:	11,457

BOROUGH COMPARISON

	<u>AS OF 10/02</u>	<u>AS OF 10/03</u>
PERCENT OF BOROUGH POPULATION RECEIVING PUBLIC ASSISTANCE:	6%	6%
PERCENT OF BOROUGH POPULATION RECEIVING MEDICAID:	31%	34%
PERCENT OF BOROUGH POPULATION RECEIVING FOOD STAMPS:	13%	15%
BOROUGH RANK OF NUMBER OF PERSONS RECEIVING PUBLIC ASSISTANCE:	1	2
BOROUGH RANK OF NUMBER OF PERSONS RECEIVING MEDICAID:	1	1
BOROUGH RANK OF NUMBER OF PERSONS RECEIVING FOODSTAMPS:	1	1

* SOURCES FOR MEDICAID DATA CHANGED AS OF JULY 2003

** INCLUDES TANF CASES CONVERTED TO SAFETY NET DUE TO 5-YEAR TIME LIMIT

HUMAN RESOURCES ADMINISTRATION
COMMUNITY DISTRICT DEMOGRAPHICS

BOROUGH: Manhattan

CENSUS DATA 2000

<u>TOTAL POPULATION</u>	<u>1,537,195</u>
SINGLE RACE (NON HISPANIC)	1,090,435
WHITE	703,873
BLACK	234,698
ASIAN	143,291
PACIFIC ISLAND	572
AMERICAN INDIAN AND ALASKA NATIVE	2,465
OTHER	5,536
TWO OR MORE	28,944
HISPANIC	417,816
POPULATION 18 AND UNDER	257,916
NUMBER OF HOUSING UNITS	798,144
MEDIAN HOUSEHOLD INCOME	47,030
PERSONS BELOW POVERTY LEVEL	298,231
PERCENT BELOW POVERTY LEVEL	20%

INCOME SUPPORT DATA

	<u>AS OF 10/02</u>	<u>AS OF 10/03</u>
<u>PUBLIC ASSISTANCE</u>		
PUBLIC ASSISTANCE RECIPIENTS:	69,877	71,164
PUBLIC ASSISTANCE CASES:	39,343	40,502
<u>SSI</u>		
SSI RECIPIENTS:	78,740	79,012
<u>MEDICAID PROGRAM (MA)*</u>		
MEDICAID ONLY ENROLLEES:	193,303	231,643
TOTAL MA ENROLLEES:	351,627	385,104
<u>FOOD STAMPS</u>		
FOOD STAMPS FOR PERSONS RECEIVING PUBLIC ASSISTANCE:	66,992	71,970
FOOD STAMPS FOR PERSONS NOT RECEIVING PUBLIC ASSISTANCE AND SSI ONLY:	71,992	81,249
TOTAL FOOD STAMP RECIPIENTS:	138,984	153,219
FOOD STAMPS FOR HOUSEHOLDS RECEIVING PUBLIC ASSISTANCE:	33,547	36,015
FOOD STAMPS FOR HOUSEHOLDS NOT RECEIVING PUBLIC ASSISTANCE AND SSI ONLY:	49,283	53,130
TOTAL FOOD STAMP HOUSEHOLDS:	82,830	89,145

HUMAN RESOURCES ADMINISTRATION
COMMUNITY DISTRICT DEMOGRAPHICS

BREAKDOWN OF INCOME SUPPORT DATA IN: Manhattan

<u>PUBLIC ASSISTANCE</u> (PERSONS)	<u>AS OF 10/02</u>	<u>AS OF 10/03</u>
FAMILY ASSISTANCE PROGRAM (TANF):	31,017	30,196
SAFETY NET ASSISTANCE (SNA)**:	39,014	41,060
CHILDREN ON PUBLIC ASSISTANCE:	36,347	36,077
ADULTS ON PUBLIC ASSISTANCE:	34,684	36,603

CHANGE FROM 2002 TO 2003

CHANGE IN NUMBER OF PERSONS RECEIVING PUBLIC ASSISTANCE FROM 10/02:	1,287
CHANGE IN NUMBER OF CASES RECEIVING PUBLIC ASSISTANCE FROM 10/02:	1,159
CHANGE IN NUMBER OF PERSONS RECEIVING FOODSTAMPS FROM 10/02:	14,235
CHANGE IN NUMBER OF HOUSEHOLDS RECEIVING FOODSTAMPS FROM 10/02:	6,315

BOROUGH COMPARISON

	<u>AS OF 10/02</u>	<u>AS OF 10/03</u>
PERCENT OF BOROUGH POPULATION RECEIVING PUBLIC ASSISTANCE:	5%	5%
PERCENT OF BOROUGH POPULATION RECEIVING MEDICAID:	23%	25%
PERCENT OF BOROUGH POPULATION RECEIVING FOOD STAMPS:	9%	10%
BOROUGH RANK OF NUMBER OF PERSONS RECEIVING PUBLIC ASSISTANCE:	3	3
BOROUGH RANK OF NUMBER OF PERSONS RECEIVING MEDICAID:	4	4
BOROUGH RANK OF NUMBER OF PERSONS RECEIVING FOODSTAMPS:	3	3

* SOURCES FOR MEDICAID DATA CHANGED AS OF JULY 2003

** INCLUDES TANF CASES CONVERTED TO SAFETY NET DUE TO 5-YEAR TIME LIMIT

HUMAN RESOURCES ADMINISTRATION
COMMUNITY DISTRICT DEMOGRAPHICS

BOROUGH: Queens

CENSUS DATA 2000

<u>TOTAL POPULATION</u>	<u>2,229,379</u>
SINGLE RACE (NON HISPANIC)	1,580,263
WHITE	732,895
BLACK	422,831
ASIAN	389,303
PACIFIC ISLAND	861
AMERICAN INDIAN AND ALASKA NATIVE	6,275
OTHER	28,098
TWO OR MORE	92,511
HISPANIC	556,605
POPULATION 18 AND UNDER	509,224
NUMBER OF HOUSING UNITS	817,250
MEDIAN HOUSEHOLD INCOME	42,439
PERSONS BELOW POVERTY LEVEL	321,102
PERCENT BELOW POVERTY LEVEL	14.6%

INCOME SUPPORT DATA

	<u>AS OF 10/02</u>	<u>AS OF 10/03</u>
<u>PUBLIC ASSISTANCE</u>		
PUBLIC ASSISTANCE RECIPIENTS:	52,794	51,970
PUBLIC ASSISTANCE CASES:	27,181	27,441
<u>SSI</u>		
SSI RECIPIENTS:	74,511	74,694
<u>MEDICAID PROGRAM (MA)*</u>		
MEDICAID ONLY ENROLLEES:	299,207	384,075
TOTAL MA ENROLLEES:	426,908	496,519
<u>FOOD STAMPS</u>		
FOOD STAMPS FOR PERSONS RECEIVING PUBLIC ASSISTANCE:	51,645	51,461
FOOD STAMPS FOR PERSONS NOT RECEIVING PUBLIC ASSISTANCE AND SSI ONLY:	73,398	81,748
TOTAL FOOD STAMP RECIPIENTS:	125,044	133,208
FOOD STAMPS FOR HOUSEHOLDS RECEIVING PUBLIC ASSISTANCE:	23,717	23,889
FOOD STAMPS FOR HOUSEHOLDS NOT RECEIVING PUBLIC ASSISTANCE AND SSI ONLY:	48,998	52,489
TOTAL FOOD STAMP HOUSEHOLDS:	72,715	76,378

HUMAN RESOURCES ADMINISTRATION
COMMUNITY DISTRICT DEMOGRAPHICS

BREAKDOWN OF INCOME SUPPORT DATA IN: Queens

<u>PUBLIC ASSISTANCE</u> (PERSONS)	<u>AS OF 10/02</u>	<u>AS OF 10/03</u>
FAMILY ASSISTANCE PROGRAM (TANF):	28,023	26,624
SAFETY NET ASSISTANCE (SNA)**:	24,700	25,295
CHILDREN ON PUBLIC ASSISTANCE:	30,067	28,691
ADULTS ON PUBLIC ASSISTANCE:	22,895	23,605

CHANGE FROM 2002 TO 2003

CHANGE IN NUMBER OF PERSONS RECEIVING PUBLIC ASSISTANCE FROM 10/02:	(824)
CHANGE IN NUMBER OF CASES RECEIVING PUBLIC ASSISTANCE FROM 10/02:	260
CHANGE IN NUMBER OF PERSONS RECEIVING FOODSTAMPS FROM 10/02:	8,164
CHANGE IN NUMBER OF HOUSEHOLDS RECEIVING FOODSTAMPS FROM 10/02:	3,663

BOROUGH COMPARISON

	<u>AS OF 10/02</u>	<u>AS OF 10/03</u>
PERCENT OF BOROUGH POPULATION RECEIVING PUBLIC ASSISTANCE:	2%	2%
PERCENT OF BOROUGH POPULATION RECEIVING MEDICAID:	19%	22%
PERCENT OF BOROUGH POPULATION RECEIVING FOOD STAMPS:	6%	6%
BOROUGH RANK OF NUMBER OF PERSONS RECEIVING PUBLIC ASSISTANCE:	4	4
BOROUGH RANK OF NUMBER OF PERSONS RECEIVING MEDICAID:	3	3
BOROUGH RANK OF NUMBER OF PERSONS RECEIVING FOODSTAMPS:	4	4

* SOURCES FOR MEDICAID DATA CHANGED AS OF JULY 2003

** INCLUDES TANF CASES CONVERTED TO SAFETY NET DUE TO 5-YEAR TIME LIMIT

HUMAN RESOURCES ADMINISTRATION
COMMUNITY DISTRICT DEMOGRAPHICS

BOROUGH: Staten Island

CENSUS DATA 2000

<u>TOTAL POPULATION</u>	<u>443,728</u>
SINGLE RACE (NON HISPANIC)	382,381
WHITE	316,316
BLACK	39,704
ASIAN	24,786
PACIFIC ISLAND	119
AMERICAN INDIAN AND ALASKA NATIVE	599
OTHER	857
TWO OR MORE	7,797
HISPANIC	53,550
POPULATION 18 AND UNDER	113,258
NUMBER OF HOUSING UNITS	163,993
MEDIAN HOUSEHOLD INCOME	55,039
PERSONS BELOW POVERTY LEVEL	43,866
PERCENT BELOW POVERTY LEVEL	10%

INCOME SUPPORT DATA

	<u>AS OF 10/02</u>	<u>AS OF 10/03</u>
<u>PUBLIC ASSISTANCE</u>		
PUBLIC ASSISTANCE RECIPIENTS:	10,118	10,548
PUBLIC ASSISTANCE CASES:	4,962	5,284
<u>SSI</u>		
SSI RECIPIENTS:	11,653	11,973
<u>MEDICAID PROGRAM (MA) *</u>		
MEDICAID ONLY ENROLLEES:	26,763	33,752
TOTAL MA ENROLLEES:	57,366	55,882
<u>FOOD STAMPS</u>		
FOOD STAMPS FOR PERSONS RECEIVING PUBLIC ASSISTANCE:	10,496	10,845
FOOD STAMPS FOR PERSONS NOT RECEIVING PUBLIC ASSISTANCE AND SSI ONLY:	10,994	12,762
TOTAL FOOD STAMP RECIPIENTS:	21,490	23,606
FOOD STAMPS FOR HOUSEHOLDS RECEIVING PUBLIC ASSISTANCE:	4,322	4,483
FOOD STAMPS FOR HOUSEHOLDS NOT RECEIVING PUBLIC ASSISTANCE AND SSI ONLY:	6,734	7,409
TOTAL FOOD STAMP HOUSEHOLDS:	11,056	11,892

HUMAN RESOURCES ADMINISTRATION
COMMUNITY DISTRICT DEMOGRAPHICS

BREAKDOWN OF INCOME SUPPORT DATA IN: Staten Island

<u>PUBLIC ASSISTANCE</u> (PERSONS)	<u>AS OF 10/02</u>	<u>AS OF 10/03</u>
FAMILY ASSISTANCE PROGRAM (TANF):	6,126	5,852
SAFETY NET ASSISTANCE (SNA)**:	3,948	4,674
CHILDREN ON PUBLIC ASSISTANCE:	6,160	6,285
ADULTS ON PUBLIC ASSISTANCE:	3,883	4,177

CHANGE FROM 2002 TO 2003

CHANGE IN NUMBER OF PERSONS RECEIVING PUBLIC ASSISTANCE FROM 10/02:	431
CHANGE IN NUMBER OF CASES RECEIVING PUBLIC ASSISTANCE FROM 10/02:	322
CHANGE IN NUMBER OF PERSONS RECEIVING FOODSTAMPS FROM 10/02:	2,117
CHANGE IN NUMBER OF HOUSEHOLDS RECEIVING FOODSTAMPS FROM 10/02:	836

BOROUGH COMPARISON

	<u>AS OF 10/02</u>	<u>AS OF 10/03</u>
PERCENT OF BOROUGH POPULATION RECEIVING PUBLIC ASSISTANCE:	2%	2%
PERCENT OF BOROUGH POPULATION RECEIVING MEDICAID:	13%	13%
PERCENT OF BOROUGH POPULATION RECEIVING FOOD STAMPS:	5%	5%
BOROUGH RANK OF NUMBER OF PERSONS RECEIVING PUBLIC ASSISTANCE:	5	5
BOROUGH RANK OF NUMBER OF PERSONS RECEIVING MEDICAID:	5	5
BOROUGH RANK OF NUMBER OF PERSONS RECEIVING FOODSTAMPS:	5	5

* SOURCES FOR MEDICAID DATA CHANGED AS OF JULY 2003

** INCLUDES TANF CASES CONVERTED TO SAFETY NET DUE TO 5-YEAR TIME LIMIT

HUMAN RESOURCES ADMINISTRATION
COMMUNITY DISTRICT DEMOGRAPHICS

BOROUGH: Bronx
COMMUNITY DISTRICT: B01

CENSUS DATA 2000

<u>TOTAL POPULATION</u>	<u>82,159</u>
SINGLE RACE (NON HISPANIC)	23,181
WHITE	1,097
BLACK	21,272
ASIAN	394
PACIFIC ISLAND	26
AMERICAN INDIAN AND ALASKA NATIVE	206
OTHER	186
TWO OR MORE	774
HISPANIC	58,204
POPULATION 18 AND UNDER	28,937
NUMBER OF HOUSING UNITS	29,167
MEDIAN HOUSEHOLD INCOME	\$16,000
PERSONS BELOW POVERTY LEVEL	37,184
PERCENT BELOW POVERTY LEVEL	46%

INCOME SUPPORT DATA

	<u>AS OF 10/02</u>	<u>AS OF 10/03</u>
<u>PUBLIC ASSISTANCE</u>		
PUBLIC ASSISTANCE RECIPIENTS:	14,180	15,375
PUBLIC ASSISTANCE CASES:	6,714	7,339
<u>SSI</u>		
SSI RECIPIENTS:	9,061	9,184
<u>MEDICAID PROGRAM (MA) *</u>		
MEDICAID ONLY ENROLLEES:	21,029	24,898
TOTAL MA ENROLLEES:	45,877	50,612
<u>FOOD STAMPS</u>		
FOOD STAMPS FOR PERSONS RECEIVING PUBLIC ASSISTANCE:	14,702	16,052
FOOD STAMPS FOR PERSONS NOT RECEIVING PUBLIC ASSISTANCE AND SSI ONLY:	6,757	8,197
TOTAL FOOD STAMP RECIPIENTS:	21,459	24,249
FOOD STAMPS FOR HOUSEHOLDS RECEIVING PUBLIC ASSISTANCE:	6,197	6,832
FOOD STAMPS FOR HOUSEHOLDS NOT RECEIVING PUBLIC ASSISTANCE AND SSI ONLY:	3,957	4,520
TOTAL FOOD STAMP HOUSEHOLDS:	10,154	11,352

HUMAN RESOURCES ADMINISTRATION
COMMUNITY DISTRICT DEMOGRAPHICS

BREAKDOWN OF INCOME SUPPORT DATA IN: B01

<u>PUBLIC ASSISTANCE</u> (PERSONS)	<u>AS OF 10/02</u>	<u>AS OF 10/03</u>
FAMILY ASSISTANCE PROGRAM (TANF):	7,057	7,201
SAFETY NET ASSISTANCE (SNA)**:	7,123	8,176
CHILDREN ON PUBLIC ASSISTANCE:	8,495	9,091
ADULTS ON PUBLIC ASSISTANCE:	5,615	6,180

CHANGE FROM 2002 TO 2003

CHANGE IN NUMBER OF PERSONS RECEIVING PUBLIC ASSISTANCE FROM 10/02:	1,195
CHANGE IN NUMBER OF CASES RECEIVING PUBLIC ASSISTANCE FROM 10/02:	626
CHANGE IN NUMBER OF PERSONS RECEIVING FOODSTAMPS FROM 10/02:	2,790
CHANGE IN NUMBER OF HOUSEHOLDS RECEIVING FOODSTAMPS FROM 10/02:	1,199

CD COMPARISON

	<u>AS OF 10/02</u>	<u>AS OF 10/03</u>
PERCENT OF CD POPULATION RECEIVING PUBLIC ASSISTANCE:	17%	19%
PERCENT OF CD POPULATION RECEIVING MEDICAID:	56%	62%
PERCENT OF CD POPULATION RECEIVING FOOD STAMPS:	26%	30%

BOROUGH-WIDE COMPARISON

PERCENT OF BOROUGH'S TOTAL POPULATION WITHIN CD (CENSUS 2000):	6%	
PERCENT OF BOROUGH'S PUBLIC ASSISTANCE POPULATION WITHIN CD:	10%	10%
PERCENT OF BOROUGH'S MEDICAID POPULATION WITHIN CD:	9%	9%
PERCENT OF BOROUGH'S FOOD STAMP POPULATION WITHIN CD:	10%	10%
CD RANK OF NUMBER OF PERSONS RECEIVING PUBLIC ASSISTANCE:	5	5
CD RANK OF NUMBER OF PERSONS RECEIVING MEDICAID:	5	5
CD RANK OF NUMBER OF PERSONS RECEIVING FOODSTAMPS:	5	5

CITY-WIDE COMPARISON

PERCENT OF CITY'S TOTAL POPULATION WITHIN CD (CENSUS 2000):	1%	
PERCENT OF CITY'S PUBLIC ASSISTANCE POPULATION WITHIN CD:	3%	4%
PERCENT OF CITY'S MEDICAID POPULATION WITHIN CD:	2%	2%
PERCENT OF CITY'S FOOD STAMP POPULATION WITHIN CD:	3%	3%
CD RANK OF NUMBER OF PERSONS RECEIVING PUBLIC ASSISTANCE:	8	7
CD RANK OF NUMBER OF PERSONS RECEIVING MEDICAID:	15	15
CD RANK OF NUMBER OF PERSONS RECEIVING FOODSTAMPS:	13	12

* SOURCES FOR MEDICAID DATA CHANGED AS OF JULY 2003

** INCLUDES TANF CASES CONVERTED TO SAFETY NET DUE TO 5-YEAR TIME LIMIT

HUMAN RESOURCES ADMINISTRATION
COMMUNITY DISTRICT DEMOGRAPHICS

BOROUGH: Bronx
COMMUNITY DISTRICT: B02

CENSUS DATA 2000

<u>TOTAL POPULATION</u>	<u>46,824</u>
SINGLE RACE (NON HISPANIC)	11,001
WHITE	582
BLACK	10,021
ASIAN	192
PACIFIC ISLAND	15
AMERICAN INDIAN AND ALASKA NATIVE	101
OTHER	90
TWO OR MORE	316
HISPANIC	35,507
POPULATION 18 AND UNDER	16,535
NUMBER OF HOUSING UNITS	15,691
MEDIAN HOUSEHOLD INCOME	\$17,130
PERSONS BELOW POVERTY LEVEL	20,628
PERCENT BELOW POVERTY LEVEL	45%

INCOME SUPPORT DATA

	<u>AS OF 10/02</u>	<u>AS OF 10/03</u>
<u>PUBLIC ASSISTANCE</u>		
PUBLIC ASSISTANCE RECIPIENTS:	8,032	8,332
PUBLIC ASSISTANCE CASES:	3,533	3,633
<u>SSI</u>		
SSI RECIPIENTS:	4,561	4,517
<u>MEDICAID PROGRAM (MA) *</u>		
MEDICAID ONLY ENROLLEES:	11,403	13,556
TOTAL MA ENROLLEES:	25,076	27,142
<u>FOOD STAMPS</u>		
FOOD STAMPS FOR PERSONS RECEIVING		
PUBLIC ASSISTANCE:	8,008	8,531
FOOD STAMPS FOR PERSONS NOT RECEIVING		
PUBLIC ASSISTANCE AND SSI ONLY:	3,886	4,716
TOTAL FOOD STAMP RECIPIENTS:	11,894	13,246
FOOD STAMPS FOR HOUSEHOLDS RECEIVING		
PUBLIC ASSISTANCE:	3,202	3,375
FOOD STAMPS FOR HOUSEHOLDS NOT RECEIVING		
PUBLIC ASSISTANCE AND SSI ONLY:	2,402	2,707
TOTAL FOOD STAMP HOUSEHOLDS:	5,604	6,083

HUMAN RESOURCES ADMINISTRATION
COMMUNITY DISTRICT DEMOGRAPHICS

BREAKDOWN OF INCOME SUPPORT DATA IN: B02

<u>PUBLIC ASSISTANCE</u> (PERSONS)	<u>AS OF 10/02</u>	<u>AS OF 10/03</u>
FAMILY ASSISTANCE PROGRAM (TANF):	3,971	3,843
SAFETY NET ASSISTANCE (SNA)**:	4,064	4,490
CHILDREN ON PUBLIC ASSISTANCE:	4,876	5,025
ADULTS ON PUBLIC ASSISTANCE:	3,099	3,218

CHANGE FROM 2002 TO 2003

CHANGE IN NUMBER OF PERSONS RECEIVING PUBLIC ASSISTANCE FROM 10/02:	300
CHANGE IN NUMBER OF CASES RECEIVING PUBLIC ASSISTANCE FROM 10/02:	100
CHANGE IN NUMBER OF PERSONS RECEIVING FOODSTAMPS FROM 10/02:	1,352
CHANGE IN NUMBER OF HOUSEHOLDS RECEIVING FOODSTAMPS FROM 10/02:	479

CD COMPARISON

	<u>AS OF 10/02</u>	<u>AS OF 10/03</u>
PERCENT OF CD POPULATION RECEIVING PUBLIC ASSISTANCE:	17%	18%
PERCENT OF CD POPULATION RECEIVING MEDICAID:	54%	58%
PERCENT OF CD POPULATION RECEIVING FOOD STAMPS:	25%	28%

BOROUGH-WIDE COMPARISON

PERCENT OF BOROUGH'S TOTAL POPULATION WITHIN CD (CENSUS 2000):	4%	
PERCENT OF BOROUGH'S PUBLIC ASSISTANCE POPULATION WITHIN CD:	6%	6%
PERCENT OF BOROUGH'S MEDICAID POPULATION WITHIN CD:	5%	5%
PERCENT OF BOROUGH'S FOOD STAMP POPULATION WITHIN CD:	5%	5%
CD RANK OF NUMBER OF PERSONS RECEIVING PUBLIC ASSISTANCE:	9	9
CD RANK OF NUMBER OF PERSONS RECEIVING MEDICAID:	10	10
CD RANK OF NUMBER OF PERSONS RECEIVING FOODSTAMPS:	9	9

CITY-WIDE COMPARISON

PERCENT OF CITY'S TOTAL POPULATION WITHIN CD (CENSUS 2000):	1%	
PERCENT OF CITY'S PUBLIC ASSISTANCE POPULATION WITHIN CD:	2%	2%
PERCENT OF CITY'S MEDICAID POPULATION WITHIN CD:	1%	1%
PERCENT OF CITY'S FOOD STAMP POPULATION WITHIN CD:	1%	1%
CD RANK OF NUMBER OF PERSONS RECEIVING PUBLIC ASSISTANCE:	22	22
CD RANK OF NUMBER OF PERSONS RECEIVING MEDICAID:	41	41
CD RANK OF NUMBER OF PERSONS RECEIVING FOODSTAMPS:	31	30

* SOURCES FOR MEDICAID DATA CHANGED AS OF JULY 2003

** INCLUDES TANF CASES CONVERTED TO SAFETY NET DUE TO 5-YEAR TIME LIMIT

HUMAN RESOURCES ADMINISTRATION
COMMUNITY DISTRICT DEMOGRAPHICS

BOROUGH: Bronx
COMMUNITY DISTRICT: B03

CENSUS DATA 2000

<u>TOTAL POPULATION</u>	<u>68,574</u>
SINGLE RACE (NON HISPANIC)	31,512
WHITE	678
BLACK	30,201
ASIAN	237
PACIFIC ISLAND	11
AMERICAN INDIAN AND ALASKA NATIVE	216
OTHER	169
TWO OR MORE	789
HISPANIC	36,273
POPULATION 18 AND UNDER	25,050
NUMBER OF HOUSING UNITS	24,473
MEDIAN HOUSEHOLD INCOME	\$16,600
PERSONS BELOW POVERTY LEVEL	30,540
PERCENT BELOW POVERTY LEVEL	46%

INCOME SUPPORT DATA

	<u>AS OF 10/02</u>	<u>AS OF 10/03</u>
<u>PUBLIC ASSISTANCE</u>		
PUBLIC ASSISTANCE RECIPIENTS:	12,388	12,868
PUBLIC ASSISTANCE CASES:	5,640	5,812
<u>SSI</u>		
SSI RECIPIENTS:	7,132	7,215
<u>MEDICAID PROGRAM (MA) *</u>		
MEDICAID ONLY ENROLLEES:	16,921	20,352
TOTAL MA ENROLLEES:	38,126	41,636
<u>FOOD STAMPS</u>		
FOOD STAMPS FOR PERSONS RECEIVING PUBLIC ASSISTANCE:	12,626	13,504
FOOD STAMPS FOR PERSONS NOT RECEIVING PUBLIC ASSISTANCE AND SSI ONLY:	5,969	6,766
TOTAL FOOD STAMP RECIPIENTS:	18,595	20,270
FOOD STAMPS FOR HOUSEHOLDS RECEIVING PUBLIC ASSISTANCE:	5,224	5,495
FOOD STAMPS FOR HOUSEHOLDS NOT RECEIVING PUBLIC ASSISTANCE AND SSI ONLY:	3,410	3,752
TOTAL FOOD STAMP HOUSEHOLDS:	8,633	9,247

HUMAN RESOURCES ADMINISTRATION
COMMUNITY DISTRICT DEMOGRAPHICS

BREAKDOWN OF INCOME SUPPORT DATA IN: B03

<u>PUBLIC ASSISTANCE</u> (PERSONS)	<u>AS OF 10/02</u>	<u>AS OF 10/03</u>
FAMILY ASSISTANCE PROGRAM (TANF):	5,658	5,864
SAFETY NET ASSISTANCE (SNA)**:	6,751	7,011
CHILDREN ON PUBLIC ASSISTANCE:	7,301	7,603
ADULTS ON PUBLIC ASSISTANCE:	5,060	5,182

CHANGE FROM 2002 TO 2003

CHANGE IN NUMBER OF PERSONS RECEIVING PUBLIC ASSISTANCE FROM 10/02:	480
CHANGE IN NUMBER OF CASES RECEIVING PUBLIC ASSISTANCE FROM 10/02:	172
CHANGE IN NUMBER OF PERSONS RECEIVING FOODSTAMPS FROM 10/02:	1,675
CHANGE IN NUMBER OF HOUSEHOLDS RECEIVING FOODSTAMPS FROM 10/02:	613

CD COMPARISON

	<u>AS OF 10/02</u>	<u>AS OF 10/03</u>
PERCENT OF CD POPULATION RECEIVING PUBLIC ASSISTANCE:	18%	19%
PERCENT OF CD POPULATION RECEIVING MEDICAID:	56%	61%
PERCENT OF CD POPULATION RECEIVING FOOD STAMPS:	27%	30%

BOROUGH-WIDE COMPARISON

PERCENT OF BOROUGH'S TOTAL POPULATION WITHIN CD (CENSUS 2000):	5%	
PERCENT OF BOROUGH'S PUBLIC ASSISTANCE POPULATION WITHIN CD:	9%	9%
PERCENT OF BOROUGH'S MEDICAID POPULATION WITHIN CD:	8%	7%
PERCENT OF BOROUGH'S FOOD STAMP POPULATION WITHIN CD:	9%	8%
CD RANK OF NUMBER OF PERSONS RECEIVING PUBLIC ASSISTANCE:	7	7
CD RANK OF NUMBER OF PERSONS RECEIVING MEDICAID:	7	8
CD RANK OF NUMBER OF PERSONS RECEIVING FOODSTAMPS:	7	7

CITY-WIDE COMPARISON

PERCENT OF CITY'S TOTAL POPULATION WITHIN CD (CENSUS 2000):	1%	
PERCENT OF CITY'S PUBLIC ASSISTANCE POPULATION WITHIN CD:	3%	3%
PERCENT OF CITY'S MEDICAID POPULATION WITHIN CD:	2%	2%
PERCENT OF CITY'S FOOD STAMP POPULATION WITHIN CD:	2%	2%
CD RANK OF NUMBER OF PERSONS RECEIVING PUBLIC ASSISTANCE:	13	13
CD RANK OF NUMBER OF PERSONS RECEIVING MEDICAID:	27	29
CD RANK OF NUMBER OF PERSONS RECEIVING FOODSTAMPS:	18	18

* SOURCES FOR MEDICAID DATA CHANGED AS OF JULY 2003

** INCLUDES TANF CASES CONVERTED TO SAFETY NET DUE TO 5-YEAR TIME LIMIT

HUMAN RESOURCES ADMINISTRATION
COMMUNITY DISTRICT DEMOGRAPHICS

BOROUGH: Bronx
COMMUNITY DISTRICT: B04

CENSUS DATA 2000

<u>TOTAL POPULATION</u>	<u>139,563</u>
SINGLE RACE (NON HISPANIC)	55,686
WHITE	2,020
BLACK	50,416
ASIAN	1,943
PACIFIC ISLAND	41
AMERICAN INDIAN AND ALASKA NATIVE	489
OTHER	777
TWO OR MORE	2,372
HISPANIC	81,505
POPULATION 18 AND UNDER	47,041
NUMBER OF HOUSING UNITS	48,011
MEDIAN HOUSEHOLD INCOME	\$21,275
PERSONS BELOW POVERTY LEVEL	54,198
PERCENT BELOW POVERTY LEVEL	40%

INCOME SUPPORT DATA

	<u>AS OF 10/02</u>	<u>AS OF 10/03</u>
<u>PUBLIC ASSISTANCE</u>		
PUBLIC ASSISTANCE RECIPIENTS:	21,911	22,422
PUBLIC ASSISTANCE CASES:	9,952	10,205
<u>SSI</u>		
SSI RECIPIENTS:	10,743	10,894
<u>MEDICAID PROGRAM (MA) *</u>		
MEDICAID ONLY ENROLLEES:	36,594	43,876
TOTAL MA ENROLLEES:	71,714	78,423
<u>FOOD STAMPS</u>		
FOOD STAMPS FOR PERSONS RECEIVING PUBLIC ASSISTANCE:	20,849	22,523
FOOD STAMPS FOR PERSONS NOT RECEIVING PUBLIC ASSISTANCE AND SSI ONLY:	10,177	12,605
TOTAL FOOD STAMP RECIPIENTS:	31,025	35,128
FOOD STAMPS FOR HOUSEHOLDS RECEIVING PUBLIC ASSISTANCE:	8,979	9,351
FOOD STAMPS FOR HOUSEHOLDS NOT RECEIVING PUBLIC ASSISTANCE AND SSI ONLY:	6,169	7,143
TOTAL FOOD STAMP HOUSEHOLDS:	15,148	16,494

HUMAN RESOURCES ADMINISTRATION
COMMUNITY DISTRICT DEMOGRAPHICS

BREAKDOWN OF INCOME SUPPORT DATA IN: B04

<u>PUBLIC ASSISTANCE</u> (PERSONS)	<u>AS OF 10/02</u>	<u>AS OF 10/03</u>
FAMILY ASSISTANCE PROGRAM (TANF):	11,232	10,953
SAFETY NET ASSISTANCE (SNA)**:	10,667	11,459
CHILDREN ON PUBLIC ASSISTANCE:	13,167	13,417
ADULTS ON PUBLIC ASSISTANCE:	8,626	8,800

CHANGE FROM 2002 TO 2003

CHANGE IN NUMBER OF PERSONS RECEIVING PUBLIC ASSISTANCE FROM 10/02:	510
CHANGE IN NUMBER OF CASES RECEIVING PUBLIC ASSISTANCE FROM 10/02:	254
CHANGE IN NUMBER OF PERSONS RECEIVING FOODSTAMPS FROM 10/02:	4,103
CHANGE IN NUMBER OF HOUSEHOLDS RECEIVING FOODSTAMPS FROM 10/02:	1,347

CD COMPARISON

	<u>AS OF 10/02</u>	<u>AS OF 10/03</u>
PERCENT OF CD POPULATION RECEIVING PUBLIC ASSISTANCE:	16%	16%
PERCENT OF CD POPULATION RECEIVING MEDICAID:	51%	56%
PERCENT OF CD POPULATION RECEIVING FOOD STAMPS:	22%	25%

BOROUGH-WIDE COMPARISON

PERCENT OF BOROUGH'S TOTAL POPULATION WITHIN CD (CENSUS 2000): 11%

PERCENT OF BOROUGH'S PUBLIC ASSISTANCE POPULATION WITHIN CD:	15%	15%
PERCENT OF BOROUGH'S MEDICAID POPULATION WITHIN CD:	14%	14%
PERCENT OF BOROUGH'S FOOD STAMP POPULATION WITHIN CD:	14%	14%
CD RANK OF NUMBER OF PERSONS RECEIVING PUBLIC ASSISTANCE:	2	2
CD RANK OF NUMBER OF PERSONS RECEIVING MEDICAID:	1	1
CD RANK OF NUMBER OF PERSONS RECEIVING FOODSTAMPS:	2	2

CITY-WIDE COMPARISON

PERCENT OF CITY'S TOTAL POPULATION WITHIN CD (CENSUS 2000): 2%

PERCENT OF CITY'S PUBLIC ASSISTANCE POPULATION WITHIN CD:	5%	5%
PERCENT OF CITY'S MEDICAID POPULATION WITHIN CD:	3%	3%
PERCENT OF CITY'S FOOD STAMP POPULATION WITHIN CD:	4%	4%
CD RANK OF NUMBER OF PERSONS RECEIVING PUBLIC ASSISTANCE:	2	2
CD RANK OF NUMBER OF PERSONS RECEIVING MEDICAID:	3	3
CD RANK OF NUMBER OF PERSONS RECEIVING FOODSTAMPS:	6	5

* SOURCES FOR MEDICAID DATA CHANGED AS OF JULY 2003

** INCLUDES TANF CASES CONVERTED TO SAFETY NET DUE TO 5-YEAR TIME LIMIT

HUMAN RESOURCES ADMINISTRATION
COMMUNITY DISTRICT DEMOGRAPHICS

BOROUGH: Bronx
COMMUNITY DISTRICT: B05

CENSUS DATA 2000

<u>TOTAL POPULATION</u>	<u>128,313</u>
SINGLE RACE (NON HISPANIC)	47,028
WHITE	1,917
BLACK	41,609
ASIAN	2,010
PACIFIC ISLAND	61
AMERICAN INDIAN AND ALASKA NATIVE	453
OTHER	978
TWO OR MORE	2,237
HISPANIC	79,048
POPULATION 18 AND UNDER	45,912
NUMBER OF HOUSING UNITS	42,691
MEDIAN HOUSEHOLD INCOME	\$20,620
PERSONS BELOW POVERTY LEVEL	52,650
PERCENT BELOW POVERTY LEVEL	41%

INCOME SUPPORT DATA

	<u>AS OF 10/02</u>	<u>AS OF 10/03</u>
<u>PUBLIC ASSISTANCE</u>		
PUBLIC ASSISTANCE RECIPIENTS:	22,591	22,752
PUBLIC ASSISTANCE CASES:	10,117	10,344
<u>SSI</u>		
SSI RECIPIENTS:	9,992	10,200
<u>MEDICAID PROGRAM (MA) *</u>		
MEDICAID ONLY ENROLLEES:	33,239	40,049
TOTAL MA ENROLLEES:	68,025	73,923
<u>FOOD STAMPS</u>		
FOOD STAMPS FOR PERSONS RECEIVING		
PUBLIC ASSISTANCE:	21,964	23,839
FOOD STAMPS FOR PERSONS NOT RECEIVING		
PUBLIC ASSISTANCE AND SSI ONLY:	9,251	11,638
TOTAL FOOD STAMP RECIPIENTS:	31,215	35,477
FOOD STAMPS FOR HOUSEHOLDS RECEIVING		
PUBLIC ASSISTANCE:	9,371	9,810
FOOD STAMPS FOR HOUSEHOLDS NOT RECEIVING		
PUBLIC ASSISTANCE AND SSI ONLY:	5,302	6,333
TOTAL FOOD STAMP HOUSEHOLDS:	14,672	16,143

HUMAN RESOURCES ADMINISTRATION
COMMUNITY DISTRICT DEMOGRAPHICS

BREAKDOWN OF INCOME SUPPORT DATA IN: B05

<u>PUBLIC ASSISTANCE</u> (PERSONS)	<u>AS OF 10/02</u>	<u>AS OF 10/03</u>
FAMILY ASSISTANCE PROGRAM (TANF):	11,141	10,634
SAFETY NET ASSISTANCE (SNA)**:	11,453	12,121
CHILDREN ON PUBLIC ASSISTANCE:	13,695	13,633
ADULTS ON PUBLIC ASSISTANCE:	8,742	8,908

CHANGE FROM 2002 TO 2003

CHANGE IN NUMBER OF PERSONS RECEIVING PUBLIC ASSISTANCE FROM 10/02:	161
CHANGE IN NUMBER OF CASES RECEIVING PUBLIC ASSISTANCE FROM 10/02:	227
CHANGE IN NUMBER OF PERSONS RECEIVING FOODSTAMPS FROM 10/02:	4,262
CHANGE IN NUMBER OF HOUSEHOLDS RECEIVING FOODSTAMPS FROM 10/02:	1,471

CD COMPARISON

	<u>AS OF 10/02</u>	<u>AS OF 10/03</u>
PERCENT OF CD POPULATION RECEIVING PUBLIC ASSISTANCE:	18%	18%
PERCENT OF CD POPULATION RECEIVING MEDICAID:	53%	58%
PERCENT OF CD POPULATION RECEIVING FOOD STAMPS:	24%	28%

BOROUGH-WIDE COMPARISON

PERCENT OF BOROUGH'S TOTAL POPULATION WITHIN CD (CENSUS 2000): 10%

PERCENT OF BOROUGH'S PUBLIC ASSISTANCE POPULATION WITHIN CD:	16%	15%
PERCENT OF BOROUGH'S MEDICAID POPULATION WITHIN CD:	13%	13%
PERCENT OF BOROUGH'S FOOD STAMP POPULATION WITHIN CD:	14%	14%
CD RANK OF NUMBER OF PERSONS RECEIVING PUBLIC ASSISTANCE:	1	1
CD RANK OF NUMBER OF PERSONS RECEIVING MEDICAID:	2	2
CD RANK OF NUMBER OF PERSONS RECEIVING FOODSTAMPS:	1	1

CITY-WIDE COMPARISON

PERCENT OF CITY'S TOTAL POPULATION WITHIN CD (CENSUS 2000): 2%

PERCENT OF CITY'S PUBLIC ASSISTANCE POPULATION WITHIN CD:	5%	5%
PERCENT OF CITY'S MEDICAID POPULATION WITHIN CD:	3%	3%
PERCENT OF CITY'S FOOD STAMP POPULATION WITHIN CD:	4%	4%
CD RANK OF NUMBER OF PERSONS RECEIVING PUBLIC ASSISTANCE:	1	1
CD RANK OF NUMBER OF PERSONS RECEIVING MEDICAID:	4	4
CD RANK OF NUMBER OF PERSONS RECEIVING FOODSTAMPS:	5	4

* SOURCES FOR MEDICAID DATA CHANGED AS OF JULY 2003

** INCLUDES TANF CASES CONVERTED TO SAFETY NET DUE TO 5-YEAR TIME LIMIT

HUMAN RESOURCES ADMINISTRATION
COMMUNITY DISTRICT DEMOGRAPHICS

BOROUGH: Bronx
COMMUNITY DISTRICT: B06

CENSUS DATA 2000

<u>TOTAL POPULATION</u>	<u>75,688</u>
SINGLE RACE (NON HISPANIC)	28,045
WHITE	7,021
BLACK	19,694
ASIAN	877
PACIFIC ISLAND	14
AMERICAN INDIAN AND ALASKA NATIVE	201
OTHER	238
TWO OR MORE	1,252
HISPANIC	46,391
POPULATION 18 AND UNDER	25,683
NUMBER OF HOUSING UNITS	26,471
MEDIAN HOUSEHOLD INCOME	\$16,530
PERSONS BELOW POVERTY LEVEL	32,857
PERCENT BELOW POVERTY LEVEL	46%

INCOME SUPPORT DATA

	<u>AS OF 10/02</u>	<u>AS OF 10/03</u>
<u>PUBLIC ASSISTANCE</u>		
PUBLIC ASSISTANCE RECIPIENTS:	13,946	14,588
PUBLIC ASSISTANCE CASES:	6,216	6,595
<u>SSI</u>		
SSI RECIPIENTS:	6,785	6,866
<u>MEDICAID PROGRAM (MA) *</u>		
MEDICAID ONLY ENROLLEES:	16,447	19,881
TOTAL MA ENROLLEES:	39,035	42,715
<u>FOOD STAMPS</u>		
FOOD STAMPS FOR PERSONS RECEIVING PUBLIC ASSISTANCE:	14,036	15,236
FOOD STAMPS FOR PERSONS NOT RECEIVING PUBLIC ASSISTANCE AND SSI ONLY:	5,645	6,763
TOTAL FOOD STAMP RECIPIENTS:	19,681	21,999
FOOD STAMPS FOR HOUSEHOLDS RECEIVING PUBLIC ASSISTANCE:	5,755	6,202
FOOD STAMPS FOR HOUSEHOLDS NOT RECEIVING PUBLIC ASSISTANCE AND SSI ONLY:	3,553	3,972
TOTAL FOOD STAMP HOUSEHOLDS:	9,308	10,174

HUMAN RESOURCES ADMINISTRATION
COMMUNITY DISTRICT DEMOGRAPHICS

BREAKDOWN OF INCOME SUPPORT DATA IN: B06

<u>PUBLIC ASSISTANCE</u> (PERSONS)	<u>AS OF 10/02</u>	<u>AS OF 10/03</u>
FAMILY ASSISTANCE PROGRAM (TANF):	6,572	6,737
SAFETY NET ASSISTANCE (SNA)**:	7,389	7,857
CHILDREN ON PUBLIC ASSISTANCE:	8,422	8,733
ADULTS ON PUBLIC ASSISTANCE:	5,439	5,723

CHANGE FROM 2002 TO 2003

CHANGE IN NUMBER OF PERSONS RECEIVING PUBLIC ASSISTANCE FROM 10/02:	643
CHANGE IN NUMBER OF CASES RECEIVING PUBLIC ASSISTANCE FROM 10/02:	379
CHANGE IN NUMBER OF PERSONS RECEIVING FOODSTAMPS FROM 10/02:	2,318
CHANGE IN NUMBER OF HOUSEHOLDS RECEIVING FOODSTAMPS FROM 10/02:	866

CD COMPARISON

	<u>AS OF 10/02</u>	<u>AS OF 10/03</u>
PERCENT OF CD POPULATION RECEIVING PUBLIC ASSISTANCE:	18%	19%
PERCENT OF CD POPULATION RECEIVING MEDICAID:	52%	56%
PERCENT OF CD POPULATION RECEIVING FOOD STAMPS:	26%	29%

BOROUGH-WIDE COMPARISON

PERCENT OF BOROUGH'S TOTAL POPULATION WITHIN CD (CENSUS 2000):	6%	
PERCENT OF BOROUGH'S PUBLIC ASSISTANCE POPULATION WITHIN CD:	10%	10%
PERCENT OF BOROUGH'S MEDICAID POPULATION WITHIN CD:	8%	8%
PERCENT OF BOROUGH'S FOOD STAMP POPULATION WITHIN CD:	9%	9%
CD RANK OF NUMBER OF PERSONS RECEIVING PUBLIC ASSISTANCE:	6	6
CD RANK OF NUMBER OF PERSONS RECEIVING MEDICAID:	6	7
CD RANK OF NUMBER OF PERSONS RECEIVING FOODSTAMPS:	6	6

CITY-WIDE COMPARISON

PERCENT OF CITY'S TOTAL POPULATION WITHIN CD (CENSUS 2000):	1%	
PERCENT OF CITY'S PUBLIC ASSISTANCE POPULATION WITHIN CD:	3%	3%
PERCENT OF CITY'S MEDICAID POPULATION WITHIN CD:	2%	2%
PERCENT OF CITY'S FOOD STAMP POPULATION WITHIN CD:	2%	2%
CD RANK OF NUMBER OF PERSONS RECEIVING PUBLIC ASSISTANCE:	9	9
CD RANK OF NUMBER OF PERSONS RECEIVING MEDICAID:	25	27
CD RANK OF NUMBER OF PERSONS RECEIVING FOODSTAMPS:	15	15

* SOURCES FOR MEDICAID DATA CHANGED AS OF JULY 2003

** INCLUDES TANF CASES CONVERTED TO SAFETY NET DUE TO 5-YEAR TIME LIMIT

HUMAN RESOURCES ADMINISTRATION
COMMUNITY DISTRICT DEMOGRAPHICS

BOROUGH: Bronx
COMMUNITY DISTRICT: B07

CENSUS DATA 2000

<u>TOTAL POPULATION</u>	<u>141,411</u>
SINGLE RACE (NON HISPANIC)	54,018
WHITE	15,164
BLACK	28,277
ASIAN	9,049
PACIFIC ISLAND	65
AMERICAN INDIAN AND ALASKA NATIVE	383
OTHER	1,080
TWO OR MORE	3,643
HISPANIC	83,750
POPULATION 18 AND UNDER	44,131
NUMBER OF HOUSING UNITS	50,579
MEDIAN HOUSEHOLD INCOME	\$27,740
PERSONS BELOW POVERTY LEVEL	45,341
PERCENT BELOW POVERTY LEVEL	33%

INCOME SUPPORT DATA

	<u>AS OF 10/02</u>	<u>AS OF 10/03</u>
<u>PUBLIC ASSISTANCE</u>		
PUBLIC ASSISTANCE RECIPIENTS:	16,365	16,442
PUBLIC ASSISTANCE CASES:	7,416	7,547
<u>SSI</u>		
SSI RECIPIENTS:	9,380	9,644
<u>MEDICAID PROGRAM (MA) *</u>		
MEDICAID ONLY ENROLLEES:	31,007	37,650
TOTAL MA ENROLLEES:	59,368	65,167
<u>FOOD STAMPS</u>		
FOOD STAMPS FOR PERSONS RECEIVING PUBLIC ASSISTANCE:	15,875	17,220
FOOD STAMPS FOR PERSONS NOT RECEIVING PUBLIC ASSISTANCE AND SSI ONLY:	8,073	9,914
TOTAL FOOD STAMP RECIPIENTS:	23,948	27,134
FOOD STAMPS FOR HOUSEHOLDS RECEIVING PUBLIC ASSISTANCE:	6,835	7,173
FOOD STAMPS FOR HOUSEHOLDS NOT RECEIVING PUBLIC ASSISTANCE AND SSI ONLY:	4,857	5,594
TOTAL FOOD STAMP HOUSEHOLDS:	11,692	12,767

HUMAN RESOURCES ADMINISTRATION
COMMUNITY DISTRICT DEMOGRAPHICS

BREAKDOWN OF INCOME SUPPORT DATA IN: B07

<u>PUBLIC ASSISTANCE</u> (PERSONS)	<u>AS OF 10/02</u>	<u>AS OF 10/03</u>
FAMILY ASSISTANCE PROGRAM (TANF):	8,118	7,782
SAFETY NET ASSISTANCE (SNA)**:	8,248	8,661
CHILDREN ON PUBLIC ASSISTANCE:	9,907	9,783
ADULTS ON PUBLIC ASSISTANCE:	6,351	6,528

CHANGE FROM 2002 TO 2003

CHANGE IN NUMBER OF PERSONS RECEIVING PUBLIC ASSISTANCE FROM 10/02:	76
CHANGE IN NUMBER OF CASES RECEIVING PUBLIC ASSISTANCE FROM 10/02:	131
CHANGE IN NUMBER OF PERSONS RECEIVING FOODSTAMPS FROM 10/02:	3,186
CHANGE IN NUMBER OF HOUSEHOLDS RECEIVING FOODSTAMPS FROM 10/02:	1,075

CD COMPARISON

	<u>AS OF 10/02</u>	<u>AS OF 10/03</u>
PERCENT OF CD POPULATION RECEIVING PUBLIC ASSISTANCE:	12%	12%
PERCENT OF CD POPULATION RECEIVING MEDICAID:	42%	46%
PERCENT OF CD POPULATION RECEIVING FOOD STAMPS:	17%	19%

BOROUGH-WIDE COMPARISON

PERCENT OF BOROUGH'S TOTAL POPULATION WITHIN CD (CENSUS 2000): 11%

PERCENT OF BOROUGH'S PUBLIC ASSISTANCE POPULATION WITHIN CD:	11%	11%
PERCENT OF BOROUGH'S MEDICAID POPULATION WITHIN CD:	12%	12%
PERCENT OF BOROUGH'S FOOD STAMP POPULATION WITHIN CD:	11%	11%
CD RANK OF NUMBER OF PERSONS RECEIVING PUBLIC ASSISTANCE:	3	4
CD RANK OF NUMBER OF PERSONS RECEIVING MEDICAID:	4	4
CD RANK OF NUMBER OF PERSONS RECEIVING FOODSTAMPS:	4	4

CITY-WIDE COMPARISON

PERCENT OF CITY'S TOTAL POPULATION WITHIN CD (CENSUS 2000): 2%

PERCENT OF CITY'S PUBLIC ASSISTANCE POPULATION WITHIN CD:	4%	4%
PERCENT OF CITY'S MEDICAID POPULATION WITHIN CD:	3%	3%
PERCENT OF CITY'S FOOD STAMP POPULATION WITHIN CD:	3%	3%
CD RANK OF NUMBER OF PERSONS RECEIVING PUBLIC ASSISTANCE:	5	6
CD RANK OF NUMBER OF PERSONS RECEIVING MEDICAID:	8	8
CD RANK OF NUMBER OF PERSONS RECEIVING FOODSTAMPS:	9	9

* SOURCES FOR MEDICAID DATA CHANGED AS OF JULY 2003

** INCLUDES TANF CASES CONVERTED TO SAFETY NET DUE TO 5-YEAR TIME LIMIT

HUMAN RESOURCES ADMINISTRATION
COMMUNITY DISTRICT DEMOGRAPHICS

BOROUGH: Bronx
COMMUNITY DISTRICT: B08

CENSUS DATA 2000

<u>TOTAL POPULATION</u>	<u>101,332</u>
SINGLE RACE (NON HISPANIC)	62,354
WHITE	44,609
BLACK	12,163
ASIAN	5,003
PACIFIC ISLAND	24
AMERICAN INDIAN AND ALASKA NATIVE	154
OTHER	401
TWO OR MORE	2,038
HISPANIC	36,940
POPULATION 18 AND UNDER	22,263
NUMBER OF HOUSING UNITS	43,077
MEDIAN HOUSEHOLD INCOME	\$42,370
PERSONS BELOW POVERTY LEVEL	17,028
PERCENT BELOW POVERTY LEVEL	18%

INCOME SUPPORT DATA

	<u>AS OF 10/02</u>	<u>AS OF 10/03</u>
<u>PUBLIC ASSISTANCE</u>		
PUBLIC ASSISTANCE RECIPIENTS:	3,945	3,970
PUBLIC ASSISTANCE CASES:	1,866	1,904
<u>SSI</u>		
SSI RECIPIENTS:	4,002	4,084
<u>MEDICAID PROGRAM (MA) *</u>		
MEDICAID ONLY ENROLLEES:	11,446	13,955
TOTAL MA ENROLLEES:	21,951	24,244
<u>FOOD STAMPS</u>		
FOOD STAMPS FOR PERSONS RECEIVING		
PUBLIC ASSISTANCE:	3,641	4,018
FOOD STAMPS FOR PERSONS NOT RECEIVING		
PUBLIC ASSISTANCE AND SSI ONLY:	3,201	3,857
TOTAL FOOD STAMP RECIPIENTS:	6,842	7,876
FOOD STAMPS FOR HOUSEHOLDS RECEIVING		
PUBLIC ASSISTANCE:	1,660	1,746
FOOD STAMPS FOR HOUSEHOLDS NOT RECEIVING		
PUBLIC ASSISTANCE AND SSI ONLY:	2,016	2,319
TOTAL FOOD STAMP HOUSEHOLDS:	3,677	4,065

HUMAN RESOURCES ADMINISTRATION
COMMUNITY DISTRICT DEMOGRAPHICS

BREAKDOWN OF INCOME SUPPORT DATA IN: B08

<u>PUBLIC ASSISTANCE</u> (PERSONS)	<u>AS OF 10/02</u>	<u>AS OF 10/03</u>
FAMILY ASSISTANCE PROGRAM (TANF):	1,923	1,894
SAFETY NET ASSISTANCE (SNA)**:	2,024	2,075
CHILDREN ON PUBLIC ASSISTANCE:	2,329	2,307
ADULTS ON PUBLIC ASSISTANCE:	1,606	1,649

CHANGE FROM 2002 TO 2003

CHANGE IN NUMBER OF PERSONS RECEIVING PUBLIC ASSISTANCE FROM 10/02:	25
CHANGE IN NUMBER OF CASES RECEIVING PUBLIC ASSISTANCE FROM 10/02:	39
CHANGE IN NUMBER OF PERSONS RECEIVING FOODSTAMPS FROM 10/02:	1,033
CHANGE IN NUMBER OF HOUSEHOLDS RECEIVING FOODSTAMPS FROM 10/02:	388

CD COMPARISON

	<u>AS OF 10/02</u>	<u>AS OF 10/03</u>
PERCENT OF CD POPULATION RECEIVING PUBLIC ASSISTANCE:	4%	4%
PERCENT OF CD POPULATION RECEIVING MEDICAID:	22%	24%
PERCENT OF CD POPULATION RECEIVING FOOD STAMPS:	7%	8%

BOROUGH-WIDE COMPARISON

PERCENT OF BOROUGH'S TOTAL POPULATION WITHIN CD (CENSUS 2000):	8%	
PERCENT OF BOROUGH'S PUBLIC ASSISTANCE POPULATION WITHIN CD:	3%	3%
PERCENT OF BOROUGH'S MEDICAID POPULATION WITHIN CD:	4%	4%
PERCENT OF BOROUGH'S FOOD STAMP POPULATION WITHIN CD:	3%	3%
CD RANK OF NUMBER OF PERSONS RECEIVING PUBLIC ASSISTANCE:	11	11
CD RANK OF NUMBER OF PERSONS RECEIVING MEDICAID:	11	11
CD RANK OF NUMBER OF PERSONS RECEIVING FOODSTAMPS:	11	11

CITY-WIDE COMPARISON

PERCENT OF CITY'S TOTAL POPULATION WITHIN CD (CENSUS 2000):	1%	
PERCENT OF CITY'S PUBLIC ASSISTANCE POPULATION WITHIN CD:	1%	1%
PERCENT OF CITY'S MEDICAID POPULATION WITHIN CD:	1%	1%
PERCENT OF CITY'S FOOD STAMP POPULATION WITHIN CD:	1%	1%
CD RANK OF NUMBER OF PERSONS RECEIVING PUBLIC ASSISTANCE:	37	36
CD RANK OF NUMBER OF PERSONS RECEIVING MEDICAID:	43	46
CD RANK OF NUMBER OF PERSONS RECEIVING FOODSTAMPS:	45	43

* SOURCES FOR MEDICAID DATA CHANGED AS OF JULY 2003

** INCLUDES TANF CASES CONVERTED TO SAFETY NET DUE TO 5-YEAR TIME LIMIT

HUMAN RESOURCES ADMINISTRATION
COMMUNITY DISTRICT DEMOGRAPHICS

BOROUGH: Bronx
COMMUNITY DISTRICT: B09

CENSUS DATA 2000

<u>TOTAL POPULATION</u>	<u>167,859</u>
SINGLE RACE (NON HISPANIC)	71,154
WHITE	7,065
BLACK	55,750
ASIAN	6,059
PACIFIC ISLAND	92
AMERICAN INDIAN AND ALASKA NATIVE	538
OTHER	1,650
TWO OR MORE	3,971
HISPANIC	92,734
POPULATION 18 AND UNDER	51,072
NUMBER OF HOUSING UNITS	63,459
MEDIAN HOUSEHOLD INCOME	\$28,295
PERSONS BELOW POVERTY LEVEL	48,182
PERCENT BELOW POVERTY LEVEL	29%

INCOME SUPPORT DATA

	<u>AS OF 10/02</u>	<u>AS OF 10/03</u>
<u>PUBLIC ASSISTANCE</u>		
PUBLIC ASSISTANCE RECIPIENTS:	16,106	16,937
PUBLIC ASSISTANCE CASES:	7,552	8,052
<u>SSI</u>		
SSI RECIPIENTS:	10,649	10,950
<u>MEDICAID PROGRAM (MA) *</u>		
MEDICAID ONLY ENROLLEES:	31,131	37,596
TOTAL MA ENROLLEES:	59,676	66,277
<u>FOOD STAMPS</u>		
FOOD STAMPS FOR PERSONS RECEIVING PUBLIC ASSISTANCE:	16,418	17,717
FOOD STAMPS FOR PERSONS NOT RECEIVING PUBLIC ASSISTANCE AND SSI ONLY:	10,059	11,327
TOTAL FOOD STAMP RECIPIENTS:	26,476	29,044
FOOD STAMPS FOR HOUSEHOLDS RECEIVING PUBLIC ASSISTANCE:	6,913	7,531
FOOD STAMPS FOR HOUSEHOLDS NOT RECEIVING PUBLIC ASSISTANCE AND SSI ONLY:	5,828	6,292
TOTAL FOOD STAMP HOUSEHOLDS:	12,740	13,823

HUMAN RESOURCES ADMINISTRATION
COMMUNITY DISTRICT DEMOGRAPHICS

BREAKDOWN OF INCOME SUPPORT DATA IN: B09

<u>PUBLIC ASSISTANCE</u> (PERSONS)	<u>AS OF 10/02</u>	<u>AS OF 10/03</u>
FAMILY ASSISTANCE PROGRAM (TANF):	8,481	8,400
SAFETY NET ASSISTANCE (SNA)**:	7,606	8,527
CHILDREN ON PUBLIC ASSISTANCE:	9,544	9,913
ADULTS ON PUBLIC ASSISTANCE:	6,512	6,944

CHANGE FROM 2002 TO 2003

CHANGE IN NUMBER OF PERSONS RECEIVING PUBLIC ASSISTANCE FROM 10/02:	831
CHANGE IN NUMBER OF CASES RECEIVING PUBLIC ASSISTANCE FROM 10/02:	500
CHANGE IN NUMBER OF PERSONS RECEIVING FOODSTAMPS FROM 10/02:	2,567
CHANGE IN NUMBER OF HOUSEHOLDS RECEIVING FOODSTAMPS FROM 10/02:	1,083

CD COMPARISON

	<u>AS OF 10/02</u>	<u>AS OF 10/03</u>
PERCENT OF CD POPULATION RECEIVING PUBLIC ASSISTANCE:	10%	10%
PERCENT OF CD POPULATION RECEIVING MEDICAID:	36%	39%
PERCENT OF CD POPULATION RECEIVING FOOD STAMPS:	16%	17%

BOROUGH-WIDE COMPARISON

PERCENT OF BOROUGH'S TOTAL POPULATION WITHIN CD (CENSUS 2000): 13%

PERCENT OF BOROUGH'S PUBLIC ASSISTANCE POPULATION WITHIN CD:	11%	11%
PERCENT OF BOROUGH'S MEDICAID POPULATION WITHIN CD:	12%	12%
PERCENT OF BOROUGH'S FOOD STAMP POPULATION WITHIN CD:	12%	12%
CD RANK OF NUMBER OF PERSONS RECEIVING PUBLIC ASSISTANCE:	4	3
CD RANK OF NUMBER OF PERSONS RECEIVING MEDICAID:	3	3
CD RANK OF NUMBER OF PERSONS RECEIVING FOODSTAMPS:	3	3

CITY-WIDE COMPARISON

PERCENT OF CITY'S TOTAL POPULATION WITHIN CD (CENSUS 2000): 2%

PERCENT OF CITY'S PUBLIC ASSISTANCE POPULATION WITHIN CD:	4%	4%
PERCENT OF CITY'S MEDICAID POPULATION WITHIN CD:	3%	3%
PERCENT OF CITY'S FOOD STAMP POPULATION WITHIN CD:	3%	3%
CD RANK OF NUMBER OF PERSONS RECEIVING PUBLIC ASSISTANCE:	6	5
CD RANK OF NUMBER OF PERSONS RECEIVING MEDICAID:	7	7
CD RANK OF NUMBER OF PERSONS RECEIVING FOODSTAMPS:	8	8

* SOURCES FOR MEDICAID DATA CHANGED AS OF JULY 2003

** INCLUDES TANF CASES CONVERTED TO SAFETY NET DUE TO 5-YEAR TIME LIMIT

HUMAN RESOURCES ADMINISTRATION
COMMUNITY DISTRICT DEMOGRAPHICS

BOROUGH: Bronx
COMMUNITY DISTRICT: B10

CENSUS DATA 2000

<u>TOTAL POPULATION</u>	<u>115,948</u>
SINGLE RACE (NON HISPANIC)	82,968
WHITE	56,063
BLACK	22,754
ASIAN	3,432
PACIFIC ISLAND	30
AMERICAN INDIAN AND ALASKA NATIVE	164
OTHER	525
TWO OR MORE	2,172
HISPANIC	30,808
POPULATION 18 AND UNDER	24,660
NUMBER OF HOUSING UNITS	50,515
MEDIAN HOUSEHOLD INCOME	\$41,950
PERSONS BELOW POVERTY LEVEL	12,135
PERCENT BELOW POVERTY LEVEL	11%

INCOME SUPPORT DATA

	<u>AS OF 10/02</u>	<u>AS OF 10/03</u>
<u>PUBLIC ASSISTANCE</u>		
PUBLIC ASSISTANCE RECIPIENTS:	2,677	2,800
PUBLIC ASSISTANCE CASES:	1,410	1,446
<u>SSI</u>		
SSI RECIPIENTS:	3,638	3,798
<u>MEDICAID PROGRAM (MA) *</u>		
MEDICAID ONLY ENROLLEES:	8,991	11,535
TOTAL MA ENROLLEES:	16,183	18,659
<u>FOOD STAMPS</u>		
FOOD STAMPS FOR PERSONS RECEIVING		
PUBLIC ASSISTANCE:	2,443	2,734
FOOD STAMPS FOR PERSONS NOT RECEIVING		
PUBLIC ASSISTANCE AND SSI ONLY:	3,002	3,254
TOTAL FOOD STAMP RECIPIENTS:	5,445	5,988
FOOD STAMPS FOR HOUSEHOLDS RECEIVING		
PUBLIC ASSISTANCE:	1,144	1,239
FOOD STAMPS FOR HOUSEHOLDS NOT RECEIVING		
PUBLIC ASSISTANCE AND SSI ONLY:	2,230	2,359
TOTAL FOOD STAMP HOUSEHOLDS:	3,374	3,598

HUMAN RESOURCES ADMINISTRATION
COMMUNITY DISTRICT DEMOGRAPHICS

BREAKDOWN OF INCOME SUPPORT DATA IN: B10

<u>PUBLIC ASSISTANCE</u> (PERSONS)	<u>AS OF 10/02</u>	<u>AS OF 10/03</u>
FAMILY ASSISTANCE PROGRAM (TANF):	1,512	1,576
SAFETY NET ASSISTANCE (SNA)**:	1,157	1,217
CHILDREN ON PUBLIC ASSISTANCE:	1,508	1,578
ADULTS ON PUBLIC ASSISTANCE:	1,182	1,232

CHANGE FROM 2002 TO 2003

CHANGE IN NUMBER OF PERSONS RECEIVING PUBLIC ASSISTANCE FROM 10/02:	123
CHANGE IN NUMBER OF CASES RECEIVING PUBLIC ASSISTANCE FROM 10/02:	36
CHANGE IN NUMBER OF PERSONS RECEIVING FOODSTAMPS FROM 10/02:	543
CHANGE IN NUMBER OF HOUSEHOLDS RECEIVING FOODSTAMPS FROM 10/02:	223

CD COMPARISON

	<u>AS OF 10/02</u>	<u>AS OF 10/03</u>
PERCENT OF CD POPULATION RECEIVING PUBLIC ASSISTANCE:	2%	2%
PERCENT OF CD POPULATION RECEIVING MEDICAID:	14%	16%
PERCENT OF CD POPULATION RECEIVING FOOD STAMPS:	5%	5%

BOROUGH-WIDE COMPARISON

PERCENT OF BOROUGH'S TOTAL POPULATION WITHIN CD (CENSUS 2000):	9%	
PERCENT OF BOROUGH'S PUBLIC ASSISTANCE POPULATION WITHIN CD:	2%	2%
PERCENT OF BOROUGH'S MEDICAID POPULATION WITHIN CD:	3%	3%
PERCENT OF BOROUGH'S FOOD STAMP POPULATION WITHIN CD:	2%	2%
CD RANK OF NUMBER OF PERSONS RECEIVING PUBLIC ASSISTANCE:	12	12
CD RANK OF NUMBER OF PERSONS RECEIVING MEDICAID:	12	12
CD RANK OF NUMBER OF PERSONS RECEIVING FOODSTAMPS:	12	12

CITY-WIDE COMPARISON

PERCENT OF CITY'S TOTAL POPULATION WITHIN CD (CENSUS 2000):	1%	
PERCENT OF CITY'S PUBLIC ASSISTANCE POPULATION WITHIN CD:	1%	1%
PERCENT OF CITY'S MEDICAID POPULATION WITHIN CD:	1%	1%
PERCENT OF CITY'S FOOD STAMP POPULATION WITHIN CD:	1%	1%
CD RANK OF NUMBER OF PERSONS RECEIVING PUBLIC ASSISTANCE:	46	46
CD RANK OF NUMBER OF PERSONS RECEIVING MEDICAID:	50	49
CD RANK OF NUMBER OF PERSONS RECEIVING FOODSTAMPS:	49	49

* SOURCES FOR MEDICAID DATA CHANGED AS OF JULY 2003

** INCLUDES TANF CASES CONVERTED TO SAFETY NET DUE TO 5-YEAR TIME LIMIT

HUMAN RESOURCES ADMINISTRATION
COMMUNITY DISTRICT DEMOGRAPHICS

BOROUGH: Bronx
COMMUNITY DISTRICT: B11

CENSUS DATA 2000

<u>TOTAL POPULATION</u>	<u>110,706</u>
SINGLE RACE (NON HISPANIC)	69,574
WHITE	41,839
BLACK	20,057
ASIAN	6,697
PACIFIC ISLAND	31
AMERICAN INDIAN AND ALASKA NATIVE	241
OTHER	709
TWO OR MORE	3,213
HISPANIC	37,919
POPULATION 18 AND UNDER	26,539
NUMBER OF HOUSING UNITS	43,416
MEDIAN HOUSEHOLD INCOME	\$35,755
PERSONS BELOW POVERTY LEVEL	17,972
PERCENT BELOW POVERTY LEVEL	17%

INCOME SUPPORT DATA

	<u>AS OF 10/02</u>	<u>AS OF 10/03</u>
<u>PUBLIC ASSISTANCE</u>		
PUBLIC ASSISTANCE RECIPIENTS:	4,740	5,082
PUBLIC ASSISTANCE CASES:	2,290	2,496
<u>SSI</u>		
SSI RECIPIENTS:	5,451	5,569
<u>MEDICAID PROGRAM (MA) *</u>		
MEDICAID ONLY ENROLLEES:	13,661	17,461
TOTAL MA ENROLLEES:	26,242	30,076
<u>FOOD STAMPS</u>		
FOOD STAMPS FOR PERSONS RECEIVING		
PUBLIC ASSISTANCE:	4,669	5,224
FOOD STAMPS FOR PERSONS NOT RECEIVING		
PUBLIC ASSISTANCE AND SSI ONLY:	4,263	4,859
TOTAL FOOD STAMP RECIPIENTS:	8,932	10,083
FOOD STAMPS FOR HOUSEHOLDS RECEIVING		
PUBLIC ASSISTANCE:	2,029	2,270
FOOD STAMPS FOR HOUSEHOLDS NOT RECEIVING		
PUBLIC ASSISTANCE AND SSI ONLY:	2,854	3,066
TOTAL FOOD STAMP HOUSEHOLDS:	4,883	5,336

HUMAN RESOURCES ADMINISTRATION
COMMUNITY DISTRICT DEMOGRAPHICS

BREAKDOWN OF INCOME SUPPORT DATA IN: B11

<u>PUBLIC ASSISTANCE</u> (PERSONS)	<u>AS OF 10/02</u>	<u>AS OF 10/03</u>
FAMILY ASSISTANCE PROGRAM (TANF):	2,565	2,672
SAFETY NET ASSISTANCE (SNA)**:	2,169	2,402
CHILDREN ON PUBLIC ASSISTANCE:	2,771	2,910
ADULTS ON PUBLIC ASSISTANCE:	1,966	2,170

CHANGE FROM 2002 TO 2003

CHANGE IN NUMBER OF PERSONS RECEIVING PUBLIC ASSISTANCE FROM 10/02:	342
CHANGE IN NUMBER OF CASES RECEIVING PUBLIC ASSISTANCE FROM 10/02:	206
CHANGE IN NUMBER OF PERSONS RECEIVING FOODSTAMPS FROM 10/02:	1,151
CHANGE IN NUMBER OF HOUSEHOLDS RECEIVING FOODSTAMPS FROM 10/02:	453

CD COMPARISON

	<u>AS OF 10/02</u>	<u>AS OF 10/03</u>
PERCENT OF CD POPULATION RECEIVING PUBLIC ASSISTANCE:	4%	5%
PERCENT OF CD POPULATION RECEIVING MEDICAID:	24%	27%
PERCENT OF CD POPULATION RECEIVING FOOD STAMPS:	8%	9%

BOROUGH-WIDE COMPARISON

PERCENT OF BOROUGH'S TOTAL POPULATION WITHIN CD (CENSUS 2000):	8%	
PERCENT OF BOROUGH'S PUBLIC ASSISTANCE POPULATION WITHIN CD:	3%	3%
PERCENT OF BOROUGH'S MEDICAID POPULATION WITHIN CD:	5%	5%
PERCENT OF BOROUGH'S FOOD STAMP POPULATION WITHIN CD:	4%	4%
CD RANK OF NUMBER OF PERSONS RECEIVING PUBLIC ASSISTANCE:	10	10
CD RANK OF NUMBER OF PERSONS RECEIVING MEDICAID:	9	9
CD RANK OF NUMBER OF PERSONS RECEIVING FOODSTAMPS:	10	10

CITY-WIDE COMPARISON

PERCENT OF CITY'S TOTAL POPULATION WITHIN CD (CENSUS 2000):	1%	
PERCENT OF CITY'S PUBLIC ASSISTANCE POPULATION WITHIN CD:	1%	1%
PERCENT OF CITY'S MEDICAID POPULATION WITHIN CD:	1%	1%
PERCENT OF CITY'S FOOD STAMP POPULATION WITHIN CD:	1%	1%
CD RANK OF NUMBER OF PERSONS RECEIVING PUBLIC ASSISTANCE:	34	33
CD RANK OF NUMBER OF PERSONS RECEIVING MEDICAID:	38	39
CD RANK OF NUMBER OF PERSONS RECEIVING FOODSTAMPS:	39	38

* SOURCES FOR MEDICAID DATA CHANGED AS OF JULY 2003

** INCLUDES TANF CASES CONVERTED TO SAFETY NET DUE TO 5-YEAR TIME LIMIT

HUMAN RESOURCES ADMINISTRATION
COMMUNITY DISTRICT DEMOGRAPHICS

BOROUGH: Bronx
COMMUNITY DISTRICT: B12

CENSUS DATA 2000

<u>TOTAL POPULATION</u>	<u>149,077</u>
SINGLE RACE (NON HISPANIC)	117,419
WHITE	14,977
BLACK	98,281
ASIAN	2,754
PACIFIC ISLAND	42
AMERICAN INDIAN AND ALASKA NATIVE	338
OTHER	1,027
TWO OR MORE	4,507
HISPANIC	27,151
POPULATION 18 AND UNDER	41,302
NUMBER OF HOUSING UNITS	56,002
MEDIAN HOUSEHOLD INCOME	\$36,870
PERSONS BELOW POVERTY LEVEL	28,778
PERCENT BELOW POVERTY LEVEL	20%

INCOME SUPPORT DATA

	<u>AS OF 10/02</u>	<u>AS OF 10/03</u>
<u>PUBLIC ASSISTANCE</u>		
PUBLIC ASSISTANCE RECIPIENTS:	8,595	9,376
PUBLIC ASSISTANCE CASES:	4,043	4,393
<u>SSI</u>		
SSI RECIPIENTS:	6,018	6,238
<u>MEDICAID PROGRAM (MA) *</u>		
MEDICAID ONLY ENROLLEES:	20,361	26,435
TOTAL MA ENROLLEES:	36,648	42,854
<u>FOOD STAMPS</u>		
FOOD STAMPS FOR PERSONS RECEIVING PUBLIC ASSISTANCE:	8,444	9,678
FOOD STAMPS FOR PERSONS NOT RECEIVING PUBLIC ASSISTANCE AND SSI ONLY:	4,477	5,155
TOTAL FOOD STAMP RECIPIENTS:	12,921	14,833
FOOD STAMPS FOR HOUSEHOLDS RECEIVING PUBLIC ASSISTANCE:	3,646	4,086
FOOD STAMPS FOR HOUSEHOLDS NOT RECEIVING PUBLIC ASSISTANCE AND SSI ONLY:	2,789	3,073
TOTAL FOOD STAMP HOUSEHOLDS:	6,435	7,159

HUMAN RESOURCES ADMINISTRATION
COMMUNITY DISTRICT DEMOGRAPHICS

BREAKDOWN OF INCOME SUPPORT DATA IN: B12

<u>PUBLIC ASSISTANCE</u> (PERSONS)	<u>AS OF 10/02</u>	<u>AS OF 10/03</u>
FAMILY ASSISTANCE PROGRAM (TANF):	4,727	4,885
SAFETY NET ASSISTANCE (SNA)**:	3,851	4,480
CHILDREN ON PUBLIC ASSISTANCE:	5,218	5,668
ADULTS ON PUBLIC ASSISTANCE:	3,316	3,603

CHANGE FROM 2002 TO 2003

CHANGE IN NUMBER OF PERSONS RECEIVING PUBLIC ASSISTANCE FROM 10/02:	781
CHANGE IN NUMBER OF CASES RECEIVING PUBLIC ASSISTANCE FROM 10/02:	350
CHANGE IN NUMBER OF PERSONS RECEIVING FOODSTAMPS FROM 10/02:	1,912
CHANGE IN NUMBER OF HOUSEHOLDS RECEIVING FOODSTAMPS FROM 10/02:	724

CD COMPARISON

	<u>AS OF 10/02</u>	<u>AS OF 10/03</u>
PERCENT OF CD POPULATION RECEIVING PUBLIC ASSISTANCE:	6%	6%
PERCENT OF CD POPULATION RECEIVING MEDICAID:	25%	29%
PERCENT OF CD POPULATION RECEIVING FOOD STAMPS:	9%	10%

BOROUGH-WIDE COMPARISON

PERCENT OF BOROUGH'S TOTAL POPULATION WITHIN CD (CENSUS 2000): 11%

PERCENT OF BOROUGH'S PUBLIC ASSISTANCE POPULATION WITHIN CD:	6%	6%
PERCENT OF BOROUGH'S MEDICAID POPULATION WITHIN CD:	7%	8%
PERCENT OF BOROUGH'S FOOD STAMP POPULATION WITHIN CD:	6%	6%
CD RANK OF NUMBER OF PERSONS RECEIVING PUBLIC ASSISTANCE:	8	8
CD RANK OF NUMBER OF PERSONS RECEIVING MEDICAID:	8	6
CD RANK OF NUMBER OF PERSONS RECEIVING FOODSTAMPS:	8	8

CITY-WIDE COMPARISON

PERCENT OF CITY'S TOTAL POPULATION WITHIN CD (CENSUS 2000): 2%

PERCENT OF CITY'S PUBLIC ASSISTANCE POPULATION WITHIN CD:	2%	2%
PERCENT OF CITY'S MEDICAID POPULATION WITHIN CD:	2%	2%
PERCENT OF CITY'S FOOD STAMP POPULATION WITHIN CD:	2%	2%
CD RANK OF NUMBER OF PERSONS RECEIVING PUBLIC ASSISTANCE:	21	17
CD RANK OF NUMBER OF PERSONS RECEIVING MEDICAID:	28	26
CD RANK OF NUMBER OF PERSONS RECEIVING FOODSTAMPS:	29	28

* SOURCES FOR MEDICAID DATA CHANGED AS OF JULY 2003

** INCLUDES TANF CASES CONVERTED TO SAFETY NET DUE TO 5-YEAR TIME LIMIT

HUMAN RESOURCES ADMINISTRATION
COMMUNITY DISTRICT DEMOGRAPHICS

BOROUGH: Brooklyn
COMMUNITY DISTRICT: K01

CENSUS DATA 2000

<u>TOTAL POPULATION</u>	<u>160,338</u>
SINGLE RACE (NON HISPANIC)	95,405
WHITE	77,040
BLACK	8,808
ASIAN	5,707
PACIFIC ISLAND	23
AMERICAN INDIAN AND ALASKA NATIVE	192
OTHER	3,635
TWO OR MORE	4,488
HISPANIC	60,445
POPULATION 18 AND UNDER	46,571
NUMBER OF HOUSING UNITS	58,692
MEDIAN HOUSEHOLD INCOME	\$26,325
PERSONS BELOW POVERTY LEVEL	55,416
PERCENT BELOW POVERTY LEVEL	35%

INCOME SUPPORT DATA

	<u>AS OF 10/02</u>	<u>AS OF 10/03</u>
<u>PUBLIC ASSISTANCE</u>		
PUBLIC ASSISTANCE RECIPIENTS:	9,188	8,704
PUBLIC ASSISTANCE CASES:	3,733	3,651
<u>SSI</u>		
SSI RECIPIENTS:	8,912	8,806
<u>MEDICAID PROGRAM (MA) *</u>		
MEDICAID ONLY ENROLLEES:	48,445	55,078
TOTAL MA ENROLLEES:	64,803	69,055
<u>FOOD STAMPS</u>		
FOOD STAMPS FOR PERSONS RECEIVING PUBLIC ASSISTANCE:	9,026	8,825
FOOD STAMPS FOR PERSONS NOT RECEIVING PUBLIC ASSISTANCE AND SSI ONLY:	24,786	27,061
TOTAL FOOD STAMP RECIPIENTS:	33,812	35,886
FOOD STAMPS FOR HOUSEHOLDS RECEIVING PUBLIC ASSISTANCE:	3,277	3,241
FOOD STAMPS FOR HOUSEHOLDS NOT RECEIVING PUBLIC ASSISTANCE AND SSI ONLY:	8,899	9,419
TOTAL FOOD STAMP HOUSEHOLDS:	12,176	12,660

HUMAN RESOURCES ADMINISTRATION
COMMUNITY DISTRICT DEMOGRAPHICS

BREAKDOWN OF INCOME SUPPORT DATA IN: K01

<u>PUBLIC ASSISTANCE</u> (PERSONS)	<u>AS OF 10/02</u>	<u>AS OF 10/03</u>
FAMILY ASSISTANCE PROGRAM (TANF):	3,705	3,219
SAFETY NET ASSISTANCE (SNA)**:	5,518	5,508
CHILDREN ON PUBLIC ASSISTANCE:	5,712	5,291
ADULTS ON PUBLIC ASSISTANCE:	3,375	3,306

CHANGE FROM 2002 TO 2003

CHANGE IN NUMBER OF PERSONS RECEIVING PUBLIC ASSISTANCE FROM 10/02:	(485)
CHANGE IN NUMBER OF CASES RECEIVING PUBLIC ASSISTANCE FROM 10/02:	(82)
CHANGE IN NUMBER OF PERSONS RECEIVING FOODSTAMPS FROM 10/02:	2,074
CHANGE IN NUMBER OF HOUSEHOLDS RECEIVING FOODSTAMPS FROM 10/02:	484

CD COMPARISON

	<u>AS OF 10/02</u>	<u>AS OF 10/03</u>
PERCENT OF CD POPULATION RECEIVING PUBLIC ASSISTANCE:	6%	5%
PERCENT OF CD POPULATION RECEIVING MEDICAID:	40%	43%
PERCENT OF CD POPULATION RECEIVING FOOD STAMPS:	21%	22%

BOROUGH-WIDE COMPARISON

PERCENT OF BOROUGH'S TOTAL POPULATION WITHIN CD (CENSUS 2000):	7%	
PERCENT OF BOROUGH'S PUBLIC ASSISTANCE POPULATION WITHIN CD:	6%	6%
PERCENT OF BOROUGH'S MEDICAID POPULATION WITHIN CD:	8%	8%
PERCENT OF BOROUGH'S FOOD STAMP POPULATION WITHIN CD:	10%	10%
CD RANK OF NUMBER OF PERSONS RECEIVING PUBLIC ASSISTANCE:	7	8
CD RANK OF NUMBER OF PERSONS RECEIVING MEDICAID:	3	3
CD RANK OF NUMBER OF PERSONS RECEIVING FOODSTAMPS:	1	1

CITY-WIDE COMPARISON

PERCENT OF CITY'S TOTAL POPULATION WITHIN CD (CENSUS 2000):	2%	
PERCENT OF CITY'S PUBLIC ASSISTANCE POPULATION WITHIN CD:	2%	2%
PERCENT OF CITY'S MEDICAID POPULATION WITHIN CD:	3%	3%
PERCENT OF CITY'S FOOD STAMP POPULATION WITHIN CD:	4%	4%
CD RANK OF NUMBER OF PERSONS RECEIVING PUBLIC ASSISTANCE:	18	21
CD RANK OF NUMBER OF PERSONS RECEIVING MEDICAID:	6	6
CD RANK OF NUMBER OF PERSONS RECEIVING FOODSTAMPS:	2	2

* SOURCES FOR MEDICAID DATA CHANGED AS OF JULY 2003

** INCLUDES TANF CASES CONVERTED TO SAFETY NET DUE TO 5-YEAR TIME LIMIT

HUMAN RESOURCES ADMINISTRATION
COMMUNITY DISTRICT DEMOGRAPHICS

BOROUGH: Brooklyn
COMMUNITY DISTRICT: K02

CENSUS DATA 2000

<u>TOTAL POPULATION</u>	<u>98,620</u>
SINGLE RACE (NON HISPANIC)	79,162
WHITE	33,931
BLACK	39,916
ASIAN	4,578
PACIFIC ISLAND	51
AMERICAN INDIAN AND ALASKA NATIVE	213
OTHER	473
TWO OR MORE	2,923
HISPANIC	16,535
POPULATION 18 AND UNDER	17,869
NUMBER OF HOUSING UNITS	45,556
MEDIAN HOUSEHOLD INCOME	\$44,180
PERSONS BELOW POVERTY LEVEL	22,185
PERCENT BELOW POVERTY LEVEL	24%

INCOME SUPPORT DATA

	<u>AS OF 10/02</u>	<u>AS OF 10/03</u>
<u>PUBLIC ASSISTANCE</u>		
PUBLIC ASSISTANCE RECIPIENTS:	5,506	5,657
PUBLIC ASSISTANCE CASES:	3,064	3,218
<u>SSI</u>		
SSI RECIPIENTS:	4,283	4,247
<u>MEDICAID PROGRAM (MA) *</u>		
MEDICAID ONLY ENROLLEES:	10,067	11,325
TOTAL MA ENROLLEES:	21,443	22,626
<u>FOOD STAMPS</u>		
FOOD STAMPS FOR PERSONS RECEIVING		
PUBLIC ASSISTANCE:	5,152	5,067
FOOD STAMPS FOR PERSONS NOT RECEIVING		
PUBLIC ASSISTANCE AND SSI ONLY:	3,944	4,271
TOTAL FOOD STAMP RECIPIENTS:	9,096	9,338
FOOD STAMPS FOR HOUSEHOLDS RECEIVING		
PUBLIC ASSISTANCE:	2,451	2,420
FOOD STAMPS FOR HOUSEHOLDS NOT RECEIVING		
PUBLIC ASSISTANCE AND SSI ONLY:	2,744	2,849
TOTAL FOOD STAMP HOUSEHOLDS:	5,195	5,269

HUMAN RESOURCES ADMINISTRATION
COMMUNITY DISTRICT DEMOGRAPHICS

BREAKDOWN OF INCOME SUPPORT DATA IN: K02

<u>PUBLIC ASSISTANCE</u> (PERSONS)	<u>AS OF 10/02</u>	<u>AS OF 10/03</u>
FAMILY ASSISTANCE PROGRAM (TANF):	2,410	2,322
SAFETY NET ASSISTANCE (SNA)**:	3,108	3,344
CHILDREN ON PUBLIC ASSISTANCE:	2,873	2,841
ADULTS ON PUBLIC ASSISTANCE:	2,721	2,946

CHANGE FROM 2002 TO 2003

CHANGE IN NUMBER OF PERSONS RECEIVING PUBLIC ASSISTANCE FROM 10/02:	152
CHANGE IN NUMBER OF CASES RECEIVING PUBLIC ASSISTANCE FROM 10/02:	153
CHANGE IN NUMBER OF PERSONS RECEIVING FOODSTAMPS FROM 10/02:	242
CHANGE IN NUMBER OF HOUSEHOLDS RECEIVING FOODSTAMPS FROM 10/02:	74

CD COMPARISON

	<u>AS OF 10/02</u>	<u>AS OF 10/03</u>
PERCENT OF CD POPULATION RECEIVING PUBLIC ASSISTANCE:	6%	6%
PERCENT OF CD POPULATION RECEIVING MEDICAID:	22%	23%
PERCENT OF CD POPULATION RECEIVING FOOD STAMPS:	9%	9%

BOROUGH-WIDE COMPARISON

PERCENT OF BOROUGH'S TOTAL POPULATION WITHIN CD (CENSUS 2000):	4%	
PERCENT OF BOROUGH'S PUBLIC ASSISTANCE POPULATION WITHIN CD:	4%	4%
PERCENT OF BOROUGH'S MEDICAID POPULATION WITHIN CD:	3%	3%
PERCENT OF BOROUGH'S FOOD STAMP POPULATION WITHIN CD:	3%	3%
CD RANK OF NUMBER OF PERSONS RECEIVING PUBLIC ASSISTANCE:	12	11
CD RANK OF NUMBER OF PERSONS RECEIVING MEDICAID:	16	17
CD RANK OF NUMBER OF PERSONS RECEIVING FOODSTAMPS:	16	16

CITY-WIDE COMPARISON

PERCENT OF CITY'S TOTAL POPULATION WITHIN CD (CENSUS 2000):	1%	
PERCENT OF CITY'S PUBLIC ASSISTANCE POPULATION WITHIN CD:	1%	1%
PERCENT OF CITY'S MEDICAID POPULATION WITHIN CD:	1%	1%
PERCENT OF CITY'S FOOD STAMP POPULATION WITHIN CD:	1%	1%
CD RANK OF NUMBER OF PERSONS RECEIVING PUBLIC ASSISTANCE:	29	28
CD RANK OF NUMBER OF PERSONS RECEIVING MEDICAID:	44	47
CD RANK OF NUMBER OF PERSONS RECEIVING FOODSTAMPS:	38	40

* SOURCES FOR MEDICAID DATA CHANGED AS OF JULY 2003

** INCLUDES TANF CASES CONVERTED TO SAFETY NET DUE TO 5-YEAR TIME LIMIT

HUMAN RESOURCES ADMINISTRATION
COMMUNITY DISTRICT DEMOGRAPHICS

BOROUGH: Brooklyn
COMMUNITY DISTRICT: K03

CENSUS DATA 2000

<u>TOTAL POPULATION</u>	<u>143,867</u>
SINGLE RACE (NON HISPANIC)	114,849
WHITE	2,056
BLACK	110,431
ASIAN	1,420
PACIFIC ISLAND	37
AMERICAN INDIAN AND ALASKA NATIVE	432
OTHER	473
TWO OR MORE	2,998
HISPANIC	26,020
POPULATION 18 AND UNDER	44,899
NUMBER OF HOUSING UNITS	58,162
MEDIAN HOUSEHOLD INCOME	\$23,495
PERSONS BELOW POVERTY LEVEL	49,230
PERCENT BELOW POVERTY LEVEL	35%

INCOME SUPPORT DATA

	<u>AS OF 10/02</u>	<u>AS OF 10/03</u>
<u>PUBLIC ASSISTANCE</u>		
PUBLIC ASSISTANCE RECIPIENTS:	17,696	18,918
PUBLIC ASSISTANCE CASES:	8,813	9,521
<u>SSI</u>		
SSI RECIPIENTS:	10,281	10,359
<u>MEDICAID PROGRAM (MA) *</u>		
MEDICAID ONLY ENROLLEES:	28,546	33,367
TOTAL MA ENROLLEES:	58,741	64,180
<u>FOOD STAMPS</u>		
FOOD STAMPS FOR PERSONS RECEIVING		
PUBLIC ASSISTANCE:	17,774	19,380
FOOD STAMPS FOR PERSONS NOT RECEIVING		
PUBLIC ASSISTANCE AND SSI ONLY:	10,944	12,776
TOTAL FOOD STAMP RECIPIENTS:	28,718	32,156
FOOD STAMPS FOR HOUSEHOLDS RECEIVING		
PUBLIC ASSISTANCE:	7,758	8,482
FOOD STAMPS FOR HOUSEHOLDS NOT RECEIVING		
PUBLIC ASSISTANCE AND SSI ONLY:	6,407	7,111
TOTAL FOOD STAMP HOUSEHOLDS:	14,165	15,593

HUMAN RESOURCES ADMINISTRATION
COMMUNITY DISTRICT DEMOGRAPHICS

BREAKDOWN OF INCOME SUPPORT DATA IN: K03

<u>PUBLIC ASSISTANCE</u> (PERSONS)	<u>AS OF 10/02</u>	<u>AS OF 10/03</u>
FAMILY ASSISTANCE PROGRAM (TANF):	8,172	8,088
SAFETY NET ASSISTANCE (SNA)**:	9,553	10,853
CHILDREN ON PUBLIC ASSISTANCE:	10,085	10,613
ADULTS ON PUBLIC ASSISTANCE:	7,668	8,369

CHANGE FROM 2002 TO 2003

CHANGE IN NUMBER OF PERSONS RECEIVING PUBLIC ASSISTANCE FROM 10/02:	1,221
CHANGE IN NUMBER OF CASES RECEIVING PUBLIC ASSISTANCE FROM 10/02:	708
CHANGE IN NUMBER OF PERSONS RECEIVING FOODSTAMPS FROM 10/02:	3,438
CHANGE IN NUMBER OF HOUSEHOLDS RECEIVING FOODSTAMPS FROM 10/02:	1,428

CD COMPARISON

	<u>AS OF 10/02</u>	<u>AS OF 10/03</u>
PERCENT OF CD POPULATION RECEIVING PUBLIC ASSISTANCE:	12%	13%
PERCENT OF CD POPULATION RECEIVING MEDICAID:	41%	45%
PERCENT OF CD POPULATION RECEIVING FOOD STAMPS:	20%	22%

BOROUGH-WIDE COMPARISON

PERCENT OF BOROUGH'S TOTAL POPULATION WITHIN CD (CENSUS 2000):	6%	
PERCENT OF BOROUGH'S PUBLIC ASSISTANCE POPULATION WITHIN CD:	12%	13%
PERCENT OF BOROUGH'S MEDICAID POPULATION WITHIN CD:	8%	8%
PERCENT OF BOROUGH'S FOOD STAMP POPULATION WITHIN CD:	9%	9%
CD RANK OF NUMBER OF PERSONS RECEIVING PUBLIC ASSISTANCE:	2	2
CD RANK OF NUMBER OF PERSONS RECEIVING MEDICAID:	4	4
CD RANK OF NUMBER OF PERSONS RECEIVING FOODSTAMPS:	4	4

CITY-WIDE COMPARISON

PERCENT OF CITY'S TOTAL POPULATION WITHIN CD (CENSUS 2000):	2%	
PERCENT OF CITY'S PUBLIC ASSISTANCE POPULATION WITHIN CD:	4%	4%
PERCENT OF CITY'S MEDICAID POPULATION WITHIN CD:	3%	3%
PERCENT OF CITY'S FOOD STAMP POPULATION WITHIN CD:	3%	4%
CD RANK OF NUMBER OF PERSONS RECEIVING PUBLIC ASSISTANCE:	4	4
CD RANK OF NUMBER OF PERSONS RECEIVING MEDICAID:	9	9
CD RANK OF NUMBER OF PERSONS RECEIVING FOODSTAMPS:	7	7

* SOURCES FOR MEDICAID DATA CHANGED AS OF JULY 2003

** INCLUDES TANF CASES CONVERTED TO SAFETY NET DUE TO 5-YEAR TIME LIMIT

HUMAN RESOURCES ADMINISTRATION
COMMUNITY DISTRICT DEMOGRAPHICS

BOROUGH: Brooklyn
COMMUNITY DISTRICT: K04

CENSUS DATA 2000

<u>TOTAL POPULATION</u>	<u>104,358</u>
SINGLE RACE (NON HISPANIC)	32,196
WHITE	3,026
BLACK	24,838
ASIAN	3,211
PACIFIC ISLAND	34
AMERICAN INDIAN AND ALASKA NATIVE	300
OTHER	787
TWO OR MORE	2,020
HISPANIC	70,142
POPULATION 18 AND UNDER	35,078
NUMBER OF HOUSING UNITS	33,928
MEDIAN HOUSEHOLD INCOME	\$22,100
PERSONS BELOW POVERTY LEVEL	38,673
PERCENT BELOW POVERTY LEVEL	38%

INCOME SUPPORT DATA

	<u>AS OF 10/02</u>	<u>AS OF 10/03</u>
<u>PUBLIC ASSISTANCE</u>		
PUBLIC ASSISTANCE RECIPIENTS:	13,037	12,920
PUBLIC ASSISTANCE CASES:	5,992	6,094
<u>SSI</u>		
SSI RECIPIENTS:	8,028	8,013
<u>MEDICAID PROGRAM (MA) *</u>		
MEDICAID ONLY ENROLLEES:	26,885	31,826
TOTAL MA ENROLLEES:	49,124	52,924
<u>FOOD STAMPS</u>		
FOOD STAMPS FOR PERSONS RECEIVING		
PUBLIC ASSISTANCE:	12,975	13,479
FOOD STAMPS FOR PERSONS NOT RECEIVING		
PUBLIC ASSISTANCE AND SSI ONLY:	9,697	11,491
TOTAL FOOD STAMP RECIPIENTS:	22,672	24,970
FOOD STAMPS FOR HOUSEHOLDS RECEIVING		
PUBLIC ASSISTANCE:	5,308	5,558
FOOD STAMPS FOR HOUSEHOLDS NOT RECEIVING		
PUBLIC ASSISTANCE AND SSI ONLY:	5,686	6,404
TOTAL FOOD STAMP HOUSEHOLDS:	10,994	11,962

HUMAN RESOURCES ADMINISTRATION
COMMUNITY DISTRICT DEMOGRAPHICS

BREAKDOWN OF INCOME SUPPORT DATA IN: K04

<u>PUBLIC ASSISTANCE</u> (PERSONS)	<u>AS OF 10/02</u>	<u>AS OF 10/03</u>
FAMILY ASSISTANCE PROGRAM (TANF):	6,757	6,488
SAFETY NET ASSISTANCE (SNA)**:	6,268	6,424
CHILDREN ON PUBLIC ASSISTANCE:	8,056	7,844
ADULTS ON PUBLIC ASSISTANCE:	4,850	4,922

CHANGE FROM 2002 TO 2003

CHANGE IN NUMBER OF PERSONS RECEIVING PUBLIC ASSISTANCE FROM 10/02:	(116)
CHANGE IN NUMBER OF CASES RECEIVING PUBLIC ASSISTANCE FROM 10/02:	101
CHANGE IN NUMBER OF PERSONS RECEIVING FOODSTAMPS FROM 10/02:	2,297
CHANGE IN NUMBER OF HOUSEHOLDS RECEIVING FOODSTAMPS FROM 10/02:	968

CD COMPARISON

	<u>AS OF 10/02</u>	<u>AS OF 10/03</u>
PERCENT OF CD POPULATION RECEIVING PUBLIC ASSISTANCE:	12%	12%
PERCENT OF CD POPULATION RECEIVING MEDICAID:	47%	51%
PERCENT OF CD POPULATION RECEIVING FOOD STAMPS:	22%	24%

BOROUGH-WIDE COMPARISON

PERCENT OF BOROUGH'S TOTAL POPULATION WITHIN CD (CENSUS 2000):	4%	
PERCENT OF BOROUGH'S PUBLIC ASSISTANCE POPULATION WITHIN CD:	9%	9%
PERCENT OF BOROUGH'S MEDICAID POPULATION WITHIN CD:	6%	6%
PERCENT OF BOROUGH'S FOOD STAMP POPULATION WITHIN CD:	7%	7%
CD RANK OF NUMBER OF PERSONS RECEIVING PUBLIC ASSISTANCE:	4	4
CD RANK OF NUMBER OF PERSONS RECEIVING MEDICAID:	6	6
CD RANK OF NUMBER OF PERSONS RECEIVING FOODSTAMPS:	5	5

CITY-WIDE COMPARISON

PERCENT OF CITY'S TOTAL POPULATION WITHIN CD (CENSUS 2000):	1%	
PERCENT OF CITY'S PUBLIC ASSISTANCE POPULATION WITHIN CD:	3%	3%
PERCENT OF CITY'S MEDICAID POPULATION WITHIN CD:	2%	2%
PERCENT OF CITY'S FOOD STAMP POPULATION WITHIN CD:	3%	3%
CD RANK OF NUMBER OF PERSONS RECEIVING PUBLIC ASSISTANCE:	12	12
CD RANK OF NUMBER OF PERSONS RECEIVING MEDICAID:	14	14
CD RANK OF NUMBER OF PERSONS RECEIVING FOODSTAMPS:	10	10

* SOURCES FOR MEDICAID DATA CHANGED AS OF JULY 2003

** INCLUDES TANF CASES CONVERTED TO SAFETY NET DUE TO 5-YEAR TIME LIMIT

HUMAN RESOURCES ADMINISTRATION
COMMUNITY DISTRICT DEMOGRAPHICS

BOROUGH: Brooklyn
COMMUNITY DISTRICT: K05

CENSUS DATA 2000

<u>TOTAL POPULATION</u>	<u>173,198</u>
SINGLE RACE (NON HISPANIC)	102,614
WHITE	8,785
BLACK	84,838
ASIAN	5,880
PACIFIC ISLAND	127
AMERICAN INDIAN AND ALASKA NATIVE	733
OTHER	2,251
TWO OR MORE	5,272
HISPANIC	65,312
POPULATION 18 AND UNDER	56,859
NUMBER OF HOUSING UNITS	59,529
MEDIAN HOUSEHOLD INCOME	\$25,505
PERSONS BELOW POVERTY LEVEL	56,617
PERCENT BELOW POVERTY LEVEL	33%

INCOME SUPPORT DATA

	<u>AS OF 10/02</u>	<u>AS OF 10/03</u>
<u>PUBLIC ASSISTANCE</u>		
PUBLIC ASSISTANCE RECIPIENTS:	19,631	19,820
PUBLIC ASSISTANCE CASES:	8,872	9,106
<u>SSI</u>		
SSI RECIPIENTS:	12,747	12,821
<u>MEDICAID PROGRAM (MA) *</u>		
MEDICAID ONLY ENROLLEES:	38,233	45,982
TOTAL MA ENROLLEES:	72,619	79,190
<u>FOOD STAMPS</u>		
FOOD STAMPS FOR PERSONS RECEIVING PUBLIC ASSISTANCE:	19,282	19,606
FOOD STAMPS FOR PERSONS NOT RECEIVING PUBLIC ASSISTANCE AND SSI ONLY:	13,074	16,032
TOTAL FOOD STAMP RECIPIENTS:	32,357	35,638
FOOD STAMPS FOR HOUSEHOLDS RECEIVING PUBLIC ASSISTANCE:	7,732	7,903
FOOD STAMPS FOR HOUSEHOLDS NOT RECEIVING PUBLIC ASSISTANCE AND SSI ONLY:	7,549	8,614
TOTAL FOOD STAMP HOUSEHOLDS:	15,281	16,518

HUMAN RESOURCES ADMINISTRATION
COMMUNITY DISTRICT DEMOGRAPHICS

BREAKDOWN OF INCOME SUPPORT DATA IN: K05

<u>PUBLIC ASSISTANCE</u> (PERSONS)	<u>AS OF 10/02</u>	<u>AS OF 10/03</u>
FAMILY ASSISTANCE PROGRAM (TANF):	9,674	9,370
SAFETY NET ASSISTANCE (SNA)**:	9,960	10,450
CHILDREN ON PUBLIC ASSISTANCE:	11,765	11,793
ADULTS ON PUBLIC ASSISTANCE:	7,769	7,870

CHANGE FROM 2002 TO 2003

CHANGE IN NUMBER OF PERSONS RECEIVING PUBLIC ASSISTANCE FROM 10/02:	190
CHANGE IN NUMBER OF CASES RECEIVING PUBLIC ASSISTANCE FROM 10/02:	234
CHANGE IN NUMBER OF PERSONS RECEIVING FOODSTAMPS FROM 10/02:	3,281
CHANGE IN NUMBER OF HOUSEHOLDS RECEIVING FOODSTAMPS FROM 10/02:	1,237

CD COMPARISON

	<u>AS OF 10/02</u>	<u>AS OF 10/03</u>
PERCENT OF CD POPULATION RECEIVING PUBLIC ASSISTANCE:	11%	11%
PERCENT OF CD POPULATION RECEIVING MEDICAID:	42%	46%
PERCENT OF CD POPULATION RECEIVING FOOD STAMPS:	19%	21%

BOROUGH-WIDE COMPARISON

PERCENT OF BOROUGH'S TOTAL POPULATION WITHIN CD (CENSUS 2000):	7%	
PERCENT OF BOROUGH'S PUBLIC ASSISTANCE POPULATION WITHIN CD:	13%	13%
PERCENT OF BOROUGH'S MEDICAID POPULATION WITHIN CD:	10%	9%
PERCENT OF BOROUGH'S FOOD STAMP POPULATION WITHIN CD:	10%	10%
CD RANK OF NUMBER OF PERSONS RECEIVING PUBLIC ASSISTANCE:	1	1
CD RANK OF NUMBER OF PERSONS RECEIVING MEDICAID:	1	1
CD RANK OF NUMBER OF PERSONS RECEIVING FOODSTAMPS:	2	2

CITY-WIDE COMPARISON

PERCENT OF CITY'S TOTAL POPULATION WITHIN CD (CENSUS 2000):	2%	
PERCENT OF CITY'S PUBLIC ASSISTANCE POPULATION WITHIN CD:	5%	5%
PERCENT OF CITY'S MEDICAID POPULATION WITHIN CD:	3%	3%
PERCENT OF CITY'S FOOD STAMP POPULATION WITHIN CD:	4%	4%
CD RANK OF NUMBER OF PERSONS RECEIVING PUBLIC ASSISTANCE:	3	3
CD RANK OF NUMBER OF PERSONS RECEIVING MEDICAID:	2	2
CD RANK OF NUMBER OF PERSONS RECEIVING FOODSTAMPS:	3	3

* SOURCES FOR MEDICAID DATA CHANGED AS OF JULY 2003

** INCLUDES TANF CASES CONVERTED TO SAFETY NET DUE TO 5-YEAR TIME LIMIT

HUMAN RESOURCES ADMINISTRATION
COMMUNITY DISTRICT DEMOGRAPHICS

BOROUGH: Brooklyn
COMMUNITY DISTRICT: K06

CENSUS DATA 2000

<u>TOTAL POPULATION</u>	<u>104,054</u>
SINGLE RACE (NON HISPANIC)	76,428
WHITE	57,106
BLACK	14,034
ASIAN	4,576
PACIFIC ISLAND	46
AMERICAN INDIAN AND ALASKA NATIVE	173
OTHER	493
TWO OR MORE	3,274
HISPANIC	24,352
POPULATION 18 AND UNDER	20,345
NUMBER OF HOUSING UNITS	48,945
MEDIAN HOUSEHOLD INCOME	\$53,090
PERSONS BELOW POVERTY LEVEL	15,647
PERCENT BELOW POVERTY LEVEL	15%

INCOME SUPPORT DATA

	<u>AS OF 10/02</u>	<u>AS OF 10/03</u>
<u>PUBLIC ASSISTANCE</u>		
PUBLIC ASSISTANCE RECIPIENTS:	3,818	3,655
PUBLIC ASSISTANCE CASES:	1,965	1,877
<u>SSI</u>		
SSI RECIPIENTS:	3,936	3,879
<u>MEDICAID PROGRAM (MA) *</u>		
MEDICAID ONLY ENROLLEES:	9,883	11,522
TOTAL MA ENROLLEES:	18,315	19,379
<u>FOOD STAMPS</u>		
FOOD STAMPS FOR PERSONS RECEIVING		
PUBLIC ASSISTANCE:	3,600	3,724
FOOD STAMPS FOR PERSONS NOT RECEIVING		
PUBLIC ASSISTANCE AND SSI ONLY:	3,746	4,162
TOTAL FOOD STAMP RECIPIENTS:	7,346	7,886
FOOD STAMPS FOR HOUSEHOLDS RECEIVING		
PUBLIC ASSISTANCE:	1,600	1,668
FOOD STAMPS FOR HOUSEHOLDS NOT RECEIVING		
PUBLIC ASSISTANCE AND SSI ONLY:	2,390	2,504
TOTAL FOOD STAMP HOUSEHOLDS:	3,990	4,172

HUMAN RESOURCES ADMINISTRATION
COMMUNITY DISTRICT DEMOGRAPHICS

BREAKDOWN OF INCOME SUPPORT DATA IN: K06

<u>PUBLIC ASSISTANCE</u> (PERSONS)	<u>AS OF 10/02</u>	<u>AS OF 10/03</u>
FAMILY ASSISTANCE PROGRAM (TANF):	1,851	1,778
SAFETY NET ASSISTANCE (SNA)**:	1,969	1,876
CHILDREN ON PUBLIC ASSISTANCE:	2,150	2,073
ADULTS ON PUBLIC ASSISTANCE:	1,686	1,588

CHANGE FROM 2002 TO 2003

CHANGE IN NUMBER OF PERSONS RECEIVING PUBLIC ASSISTANCE FROM 10/02:	(163)
CHANGE IN NUMBER OF CASES RECEIVING PUBLIC ASSISTANCE FROM 10/02:	(88)
CHANGE IN NUMBER OF PERSONS RECEIVING FOODSTAMPS FROM 10/02:	540
CHANGE IN NUMBER OF HOUSEHOLDS RECEIVING FOODSTAMPS FROM 10/02:	182

CD COMPARISON

	<u>AS OF 10/02</u>	<u>AS OF 10/03</u>
PERCENT OF CD POPULATION RECEIVING PUBLIC ASSISTANCE:	4%	4%
PERCENT OF CD POPULATION RECEIVING MEDICAID:	18%	19%
PERCENT OF CD POPULATION RECEIVING FOOD STAMPS:	7%	8%

BOROUGH-WIDE COMPARISON

PERCENT OF BOROUGH'S TOTAL POPULATION WITHIN CD (CENSUS 2000):	4%	
PERCENT OF BOROUGH'S PUBLIC ASSISTANCE POPULATION WITHIN CD:	3%	2%
PERCENT OF BOROUGH'S MEDICAID POPULATION WITHIN CD:	2%	2%
PERCENT OF BOROUGH'S FOOD STAMP POPULATION WITHIN CD:	2%	2%
CD RANK OF NUMBER OF PERSONS RECEIVING PUBLIC ASSISTANCE:	15	15
CD RANK OF NUMBER OF PERSONS RECEIVING MEDICAID:	18	18
CD RANK OF NUMBER OF PERSONS RECEIVING FOODSTAMPS:	17	17

CITY-WIDE COMPARISON

PERCENT OF CITY'S TOTAL POPULATION WITHIN CD (CENSUS 2000):	1%	
PERCENT OF CITY'S PUBLIC ASSISTANCE POPULATION WITHIN CD:	1%	1%
PERCENT OF CITY'S MEDICAID POPULATION WITHIN CD:	1%	1%
PERCENT OF CITY'S FOOD STAMP POPULATION WITHIN CD:	1%	1%
CD RANK OF NUMBER OF PERSONS RECEIVING PUBLIC ASSISTANCE:	38	38
CD RANK OF NUMBER OF PERSONS RECEIVING MEDICAID:	49	48
CD RANK OF NUMBER OF PERSONS RECEIVING FOODSTAMPS:	43	42

* SOURCES FOR MEDICAID DATA CHANGED AS OF JULY 2003

** INCLUDES TANF CASES CONVERTED TO SAFETY NET DUE TO 5-YEAR TIME LIMIT

HUMAN RESOURCES ADMINISTRATION
COMMUNITY DISTRICT DEMOGRAPHICS

BOROUGH: Brooklyn
COMMUNITY DISTRICT: K07

CENSUS DATA 2000

<u>TOTAL POPULATION</u>	<u>120,063</u>
SINGLE RACE (NON HISPANIC)	53,409
WHITE	27,369
BLACK	4,203
ASIAN	20,874
PACIFIC ISLAND	37
AMERICAN INDIAN AND ALASKA NATIVE	258
OTHER	668
TWO OR MORE	3,322
HISPANIC	63,332
POPULATION 18 AND UNDER	30,890
NUMBER OF HOUSING UNITS	40,831
MEDIAN HOUSEHOLD INCOME	\$33,760
PERSONS BELOW POVERTY LEVEL	29,436
PERCENT BELOW POVERTY LEVEL	25%

INCOME SUPPORT DATA

	<u>AS OF 10/02</u>	<u>AS OF 10/03</u>
<u>PUBLIC ASSISTANCE</u>		
PUBLIC ASSISTANCE RECIPIENTS:	5,326	5,083
PUBLIC ASSISTANCE CASES:	2,648	2,627
<u>SSI</u>		
SSI RECIPIENTS:	6,114	6,138
<u>MEDICAID PROGRAM (MA) *</u>		
MEDICAID ONLY ENROLLEES:	28,773	35,702
TOTAL MA ENROLLEES:	39,242	44,578
<u>FOOD STAMPS</u>		
FOOD STAMPS FOR PERSONS RECEIVING		
PUBLIC ASSISTANCE:	5,332	5,294
FOOD STAMPS FOR PERSONS NOT RECEIVING		
PUBLIC ASSISTANCE AND SSI ONLY:	8,025	9,862
TOTAL FOOD STAMP RECIPIENTS:	13,358	15,156
FOOD STAMPS FOR HOUSEHOLDS RECEIVING		
PUBLIC ASSISTANCE:	2,386	2,395
FOOD STAMPS FOR HOUSEHOLDS NOT RECEIVING		
PUBLIC ASSISTANCE AND SSI ONLY:	4,828	5,531
TOTAL FOOD STAMP HOUSEHOLDS:	7,214	7,926

HUMAN RESOURCES ADMINISTRATION
COMMUNITY DISTRICT DEMOGRAPHICS

BREAKDOWN OF INCOME SUPPORT DATA IN: K07

<u>PUBLIC ASSISTANCE</u> (PERSONS)	<u>AS OF 10/02</u>	<u>AS OF 10/03</u>
FAMILY ASSISTANCE PROGRAM (TANF):	3,039	2,835
SAFETY NET ASSISTANCE (SNA)**:	2,271	2,235
CHILDREN ON PUBLIC ASSISTANCE:	3,385	3,144
ADULTS ON PUBLIC ASSISTANCE:	1,862	1,858

CHANGE FROM 2002 TO 2003

CHANGE IN NUMBER OF PERSONS RECEIVING PUBLIC ASSISTANCE FROM 10/02:	(243)
CHANGE IN NUMBER OF CASES RECEIVING PUBLIC ASSISTANCE FROM 10/02:	(21)
CHANGE IN NUMBER OF PERSONS RECEIVING FOODSTAMPS FROM 10/02:	1,798
CHANGE IN NUMBER OF HOUSEHOLDS RECEIVING FOODSTAMPS FROM 10/02:	712

CD COMPARISON

	<u>AS OF 10/02</u>	<u>AS OF 10/03</u>
PERCENT OF CD POPULATION RECEIVING PUBLIC ASSISTANCE:	4%	4%
PERCENT OF CD POPULATION RECEIVING MEDICAID:	33%	37%
PERCENT OF CD POPULATION RECEIVING FOOD STAMPS:	11%	13%

BOROUGH-WIDE COMPARISON

PERCENT OF BOROUGH'S TOTAL POPULATION WITHIN CD (CENSUS 2000):	5%	
PERCENT OF BOROUGH'S PUBLIC ASSISTANCE POPULATION WITHIN CD:	4%	3%
PERCENT OF BOROUGH'S MEDICAID POPULATION WITHIN CD:	5%	5%
PERCENT OF BOROUGH'S FOOD STAMP POPULATION WITHIN CD:	4%	4%
CD RANK OF NUMBER OF PERSONS RECEIVING PUBLIC ASSISTANCE:	13	13
CD RANK OF NUMBER OF PERSONS RECEIVING MEDICAID:	11	9
CD RANK OF NUMBER OF PERSONS RECEIVING FOODSTAMPS:	13	13

CITY-WIDE COMPARISON

PERCENT OF CITY'S TOTAL POPULATION WITHIN CD (CENSUS 2000):	1%	
PERCENT OF CITY'S PUBLIC ASSISTANCE POPULATION WITHIN CD:	1%	1%
PERCENT OF CITY'S MEDICAID POPULATION WITHIN CD:	2%	2%
PERCENT OF CITY'S FOOD STAMP POPULATION WITHIN CD:	2%	2%
CD RANK OF NUMBER OF PERSONS RECEIVING PUBLIC ASSISTANCE:	30	32
CD RANK OF NUMBER OF PERSONS RECEIVING MEDICAID:	24	22
CD RANK OF NUMBER OF PERSONS RECEIVING FOODSTAMPS:	28	27

* SOURCES FOR MEDICAID DATA CHANGED AS OF JULY 2003

** INCLUDES TANF CASES CONVERTED TO SAFETY NET DUE TO 5-YEAR TIME LIMIT

HUMAN RESOURCES ADMINISTRATION
COMMUNITY DISTRICT DEMOGRAPHICS

BOROUGH: Brooklyn
COMMUNITY DISTRICT: K08

CENSUS DATA 2000

<u>TOTAL POPULATION</u>	<u>96,076</u>
SINGLE RACE (NON HISPANIC)	83,672
WHITE	6,536
BLACK	74,942
ASIAN	1,542
PACIFIC ISLAND	49
AMERICAN INDIAN AND ALASKA NATIVE	196
OTHER	407
TWO OR MORE	2,392
HISPANIC	10,012
POPULATION 18 AND UNDER	26,059
NUMBER OF HOUSING UNITS	40,485
MEDIAN HOUSEHOLD INCOME	\$28,780
PERSONS BELOW POVERTY LEVEL	25,967
PERCENT BELOW POVERTY LEVEL	28%

INCOME SUPPORT DATA

	<u>AS OF 10/02</u>	<u>AS OF 10/03</u>
<u>PUBLIC ASSISTANCE</u>		
PUBLIC ASSISTANCE RECIPIENTS:	9,426	10,240
PUBLIC ASSISTANCE CASES:	4,687	5,041
<u>SSI</u>		
SSI RECIPIENTS:	5,366	5,260
<u>MEDICAID PROGRAM (MA) *</u>		
MEDICAID ONLY ENROLLEES:	17,122	20,808
TOTAL MA ENROLLEES:	33,326	37,209
<u>FOOD STAMPS</u>		
FOOD STAMPS FOR PERSONS RECEIVING		
PUBLIC ASSISTANCE:	9,167	10,327
FOOD STAMPS FOR PERSONS NOT RECEIVING		
PUBLIC ASSISTANCE AND SSI ONLY:	5,929	6,710
TOTAL FOOD STAMP RECIPIENTS:	15,096	17,037
FOOD STAMPS FOR HOUSEHOLDS RECEIVING		
PUBLIC ASSISTANCE:	4,175	4,588
FOOD STAMPS FOR HOUSEHOLDS NOT RECEIVING		
PUBLIC ASSISTANCE AND SSI ONLY:	3,622	3,958
TOTAL FOOD STAMP HOUSEHOLDS:	7,797	8,546

HUMAN RESOURCES ADMINISTRATION
COMMUNITY DISTRICT DEMOGRAPHICS

BREAKDOWN OF INCOME SUPPORT DATA IN: K08

<u>PUBLIC ASSISTANCE</u> (PERSONS)	<u>AS OF 10/02</u>	<u>AS OF 10/03</u>
FAMILY ASSISTANCE PROGRAM (TANF):	4,524	4,665
SAFETY NET ASSISTANCE (SNA)**:	4,909	5,580
CHILDREN ON PUBLIC ASSISTANCE:	5,392	5,803
ADULTS ON PUBLIC ASSISTANCE:	4,056	4,453

CHANGE FROM 2002 TO 2003

CHANGE IN NUMBER OF PERSONS RECEIVING PUBLIC ASSISTANCE FROM 10/02:	814
CHANGE IN NUMBER OF CASES RECEIVING PUBLIC ASSISTANCE FROM 10/02:	354
CHANGE IN NUMBER OF PERSONS RECEIVING FOODSTAMPS FROM 10/02:	1,941
CHANGE IN NUMBER OF HOUSEHOLDS RECEIVING FOODSTAMPS FROM 10/02:	749

CD COMPARISON

	<u>AS OF 10/02</u>	<u>AS OF 10/03</u>
PERCENT OF CD POPULATION RECEIVING PUBLIC ASSISTANCE:	10%	11%
PERCENT OF CD POPULATION RECEIVING MEDICAID:	35%	39%
PERCENT OF CD POPULATION RECEIVING FOOD STAMPS:	16%	18%

BOROUGH-WIDE COMPARISON

PERCENT OF BOROUGH'S TOTAL POPULATION WITHIN CD (CENSUS 2000):	4%	
PERCENT OF BOROUGH'S PUBLIC ASSISTANCE POPULATION WITHIN CD:	6%	7%
PERCENT OF BOROUGH'S MEDICAID POPULATION WITHIN CD:	4%	4%
PERCENT OF BOROUGH'S FOOD STAMP POPULATION WITHIN CD:	5%	5%
CD RANK OF NUMBER OF PERSONS RECEIVING PUBLIC ASSISTANCE:	6	5
CD RANK OF NUMBER OF PERSONS RECEIVING MEDICAID:	13	14
CD RANK OF NUMBER OF PERSONS RECEIVING FOODSTAMPS:	11	11

CITY-WIDE COMPARISON

PERCENT OF CITY'S TOTAL POPULATION WITHIN CD (CENSUS 2000):	1%	
PERCENT OF CITY'S PUBLIC ASSISTANCE POPULATION WITHIN CD:	2%	2%
PERCENT OF CITY'S MEDICAID POPULATION WITHIN CD:	2%	2%
PERCENT OF CITY'S FOOD STAMP POPULATION WITHIN CD:	2%	2%
CD RANK OF NUMBER OF PERSONS RECEIVING PUBLIC ASSISTANCE:	17	16
CD RANK OF NUMBER OF PERSONS RECEIVING MEDICAID:	33	33
CD RANK OF NUMBER OF PERSONS RECEIVING FOODSTAMPS:	24	24

* SOURCES FOR MEDICAID DATA CHANGED AS OF JULY 2003

** INCLUDES TANF CASES CONVERTED TO SAFETY NET DUE TO 5-YEAR TIME LIMIT

HUMAN RESOURCES ADMINISTRATION
COMMUNITY DISTRICT DEMOGRAPHICS

BOROUGH: Brooklyn
COMMUNITY DISTRICT: K09

CENSUS DATA 2000

<u>TOTAL POPULATION</u>	<u>104,014</u>
SINGLE RACE (NON HISPANIC)	93,017
WHITE	11,733
BLACK	79,466
ASIAN	790
PACIFIC ISLAND	29
AMERICAN INDIAN AND ALASKA NATIVE	183
OTHER	816
TWO OR MORE	2,416
HISPANIC	8,581
POPULATION 18 AND UNDER	29,691
NUMBER OF HOUSING UNITS	38,324
MEDIAN HOUSEHOLD INCOME	\$29,980
PERSONS BELOW POVERTY LEVEL	25,044
PERCENT BELOW POVERTY LEVEL	24%

INCOME SUPPORT DATA

	<u>AS OF 10/02</u>	<u>AS OF 10/03</u>
<u>PUBLIC ASSISTANCE</u>		
PUBLIC ASSISTANCE RECIPIENTS:	5,706	5,810
PUBLIC ASSISTANCE CASES:	2,924	3,014
<u>SSI</u>		
SSI RECIPIENTS:	4,321	4,381
<u>MEDICAID PROGRAM (MA) *</u>		
MEDICAID ONLY ENROLLEES:	20,691	25,614
TOTAL MA ENROLLEES:	30,890	35,113
<u>FOOD STAMPS</u>		
FOOD STAMPS FOR PERSONS RECEIVING PUBLIC ASSISTANCE:	5,344	5,852
FOOD STAMPS FOR PERSONS NOT RECEIVING PUBLIC ASSISTANCE AND SSI ONLY:	6,066	7,037
TOTAL FOOD STAMP RECIPIENTS:	11,410	12,889
FOOD STAMPS FOR HOUSEHOLDS RECEIVING PUBLIC ASSISTANCE:	2,506	2,696
FOOD STAMPS FOR HOUSEHOLDS NOT RECEIVING PUBLIC ASSISTANCE AND SSI ONLY:	3,442	3,872
TOTAL FOOD STAMP HOUSEHOLDS:	5,948	6,568

HUMAN RESOURCES ADMINISTRATION
COMMUNITY DISTRICT DEMOGRAPHICS

BREAKDOWN OF INCOME SUPPORT DATA IN: K09

<u>PUBLIC ASSISTANCE</u> (PERSONS)	<u>AS OF 10/02</u>	<u>AS OF 10/03</u>
FAMILY ASSISTANCE PROGRAM (TANF):	3,110	3,013
SAFETY NET ASSISTANCE (SNA)**:	2,585	2,790
CHILDREN ON PUBLIC ASSISTANCE:	3,384	3,345
ADULTS ON PUBLIC ASSISTANCE:	2,303	2,456

CHANGE FROM 2002 TO 2003

CHANGE IN NUMBER OF PERSONS RECEIVING PUBLIC ASSISTANCE FROM 10/02:	104
CHANGE IN NUMBER OF CASES RECEIVING PUBLIC ASSISTANCE FROM 10/02:	90
CHANGE IN NUMBER OF PERSONS RECEIVING FOODSTAMPS FROM 10/02:	1,479
CHANGE IN NUMBER OF HOUSEHOLDS RECEIVING FOODSTAMPS FROM 10/02:	620

CD COMPARISON

	<u>AS OF 10/02</u>	<u>AS OF 10/03</u>
PERCENT OF CD POPULATION RECEIVING PUBLIC ASSISTANCE:	5%	6%
PERCENT OF CD POPULATION RECEIVING MEDICAID:	30%	34%
PERCENT OF CD POPULATION RECEIVING FOOD STAMPS:	11%	12%

BOROUGH-WIDE COMPARISON

PERCENT OF BOROUGH'S TOTAL POPULATION WITHIN CD (CENSUS 2000):	4%	
PERCENT OF BOROUGH'S PUBLIC ASSISTANCE POPULATION WITHIN CD:	4%	4%
PERCENT OF BOROUGH'S MEDICAID POPULATION WITHIN CD:	4%	4%
PERCENT OF BOROUGH'S FOOD STAMP POPULATION WITHIN CD:	3%	4%
CD RANK OF NUMBER OF PERSONS RECEIVING PUBLIC ASSISTANCE:	11	10
CD RANK OF NUMBER OF PERSONS RECEIVING MEDICAID:	15	15
CD RANK OF NUMBER OF PERSONS RECEIVING FOODSTAMPS:	14	14

CITY-WIDE COMPARISON

PERCENT OF CITY'S TOTAL POPULATION WITHIN CD (CENSUS 2000):	1%	
PERCENT OF CITY'S PUBLIC ASSISTANCE POPULATION WITHIN CD:	1%	1%
PERCENT OF CITY'S MEDICAID POPULATION WITHIN CD:	1%	1%
PERCENT OF CITY'S FOOD STAMP POPULATION WITHIN CD:	1%	1%
CD RANK OF NUMBER OF PERSONS RECEIVING PUBLIC ASSISTANCE:	28	27
CD RANK OF NUMBER OF PERSONS RECEIVING MEDICAID:	36	36
CD RANK OF NUMBER OF PERSONS RECEIVING FOODSTAMPS:	32	32

* SOURCES FOR MEDICAID DATA CHANGED AS OF JULY 2003

** INCLUDES TANF CASES CONVERTED TO SAFETY NET DUE TO 5-YEAR TIME LIMIT

HUMAN RESOURCES ADMINISTRATION
COMMUNITY DISTRICT DEMOGRAPHICS

BOROUGH: Brooklyn
COMMUNITY DISTRICT: K10

CENSUS DATA 2000

<u>TOTAL POPULATION</u>	<u>122,542</u>
SINGLE RACE (NON HISPANIC)	103,535
WHITE	84,120
BLACK	1,402
ASIAN	17,509
PACIFIC ISLAND	37
AMERICAN INDIAN AND ALASKA NATIVE	115
OTHER	352
TWO OR MORE	5,611
HISPANIC	13,396
POPULATION 18 AND UNDER	23,794
NUMBER OF HOUSING UNITS	53,568
MEDIAN HOUSEHOLD INCOME	\$43,090
PERSONS BELOW POVERTY LEVEL	17,288
PERCENT BELOW POVERTY LEVEL	14%

INCOME SUPPORT DATA

	<u>AS OF 10/02</u>	<u>AS OF 10/03</u>
<u>PUBLIC ASSISTANCE</u>		
PUBLIC ASSISTANCE RECIPIENTS:	1,871	1,818
PUBLIC ASSISTANCE CASES:	988	972
<u>SSI</u>		
SSI RECIPIENTS:	3,892	3,910
<u>MEDICAID PROGRAM (MA) *</u>		
MEDICAID ONLY ENROLLEES:	15,395	20,226
TOTAL MA ENROLLEES:	21,251	25,025
<u>FOOD STAMPS</u>		
FOOD STAMPS FOR PERSONS RECEIVING		
PUBLIC ASSISTANCE:	1,807	1,909
FOOD STAMPS FOR PERSONS NOT RECEIVING		
PUBLIC ASSISTANCE AND SSI ONLY:	4,560	5,383
TOTAL FOOD STAMP RECIPIENTS:	6,367	7,292
FOOD STAMPS FOR HOUSEHOLDS RECEIVING		
PUBLIC ASSISTANCE:	858	881
FOOD STAMPS FOR HOUSEHOLDS NOT RECEIVING		
PUBLIC ASSISTANCE AND SSI ONLY:	2,943	3,322
TOTAL FOOD STAMP HOUSEHOLDS:	3,802	4,203

HUMAN RESOURCES ADMINISTRATION
COMMUNITY DISTRICT DEMOGRAPHICS

BREAKDOWN OF INCOME SUPPORT DATA IN: K10

<u>PUBLIC ASSISTANCE</u> (PERSONS)	<u>AS OF 10/02</u>	<u>AS OF 10/03</u>
FAMILY ASSISTANCE PROGRAM (TANF):	945	846
SAFETY NET ASSISTANCE (SNA)**:	925	973
CHILDREN ON PUBLIC ASSISTANCE:	999	925
ADULTS ON PUBLIC ASSISTANCE:	896	930

CHANGE FROM 2002 TO 2003

CHANGE IN NUMBER OF PERSONS RECEIVING PUBLIC ASSISTANCE FROM 10/02:	(53)
CHANGE IN NUMBER OF CASES RECEIVING PUBLIC ASSISTANCE FROM 10/02:	(15)
CHANGE IN NUMBER OF PERSONS RECEIVING FOODSTAMPS FROM 10/02:	925
CHANGE IN NUMBER OF HOUSEHOLDS RECEIVING FOODSTAMPS FROM 10/02:	401

CD COMPARISON

	<u>AS OF 10/02</u>	<u>AS OF 10/03</u>
PERCENT OF CD POPULATION RECEIVING PUBLIC ASSISTANCE:	2%	1%
PERCENT OF CD POPULATION RECEIVING MEDICAID:	17%	20%
PERCENT OF CD POPULATION RECEIVING FOOD STAMPS:	5%	6%

BOROUGH-WIDE COMPARISON

PERCENT OF BOROUGH'S TOTAL POPULATION WITHIN CD (CENSUS 2000):	5%	
PERCENT OF BOROUGH'S PUBLIC ASSISTANCE POPULATION WITHIN CD:	1%	1%
PERCENT OF BOROUGH'S MEDICAID POPULATION WITHIN CD:	3%	3%
PERCENT OF BOROUGH'S FOOD STAMP POPULATION WITHIN CD:	2%	2%
CD RANK OF NUMBER OF PERSONS RECEIVING PUBLIC ASSISTANCE:	18	18
CD RANK OF NUMBER OF PERSONS RECEIVING MEDICAID:	17	16
CD RANK OF NUMBER OF PERSONS RECEIVING FOODSTAMPS:	18	18

CITY-WIDE COMPARISON

PERCENT OF CITY'S TOTAL POPULATION WITHIN CD (CENSUS 2000):	2%	
PERCENT OF CITY'S PUBLIC ASSISTANCE POPULATION WITHIN CD:	0%	0%
PERCENT OF CITY'S MEDICAID POPULATION WITHIN CD:	1%	1%
PERCENT OF CITY'S FOOD STAMP POPULATION WITHIN CD:	1%	1%
CD RANK OF NUMBER OF PERSONS RECEIVING PUBLIC ASSISTANCE:	50	49
CD RANK OF NUMBER OF PERSONS RECEIVING MEDICAID:	45	44
CD RANK OF NUMBER OF PERSONS RECEIVING FOODSTAMPS:	47	45

* SOURCES FOR MEDICAID DATA CHANGED AS OF JULY 2003

** INCLUDES TANF CASES CONVERTED TO SAFETY NET DUE TO 5-YEAR TIME LIMIT

HUMAN RESOURCES ADMINISTRATION
COMMUNITY DISTRICT DEMOGRAPHICS

BOROUGH: Brooklyn
COMMUNITY DISTRICT: K11

CENSUS DATA 2000

<u>TOTAL POPULATION</u>	<u>172,129</u>
SINGLE RACE (NON HISPANIC)	152,323
WHITE	111,651
BLACK	675
ASIAN	39,547
PACIFIC ISLAND	43
AMERICAN INDIAN AND ALASKA NATIVE	125
OTHER	282
TWO OR MORE	4,734
HISPANIC	15,072
POPULATION 18 AND UNDER	35,101
NUMBER OF HOUSING UNITS	66,214
MEDIAN HOUSEHOLD INCOME	\$33,965
PERSONS BELOW POVERTY LEVEL	33,463
PERCENT BELOW POVERTY LEVEL	20%

INCOME SUPPORT DATA

	<u>AS OF 10/02</u>	<u>AS OF 10/03</u>
<u>PUBLIC ASSISTANCE</u>		
PUBLIC ASSISTANCE RECIPIENTS:	3,320	3,154
PUBLIC ASSISTANCE CASES:	1,809	1,833
<u>SSI</u>		
SSI RECIPIENTS:	11,777	11,779
<u>MEDICAID PROGRAM (MA) *</u>		
MEDICAID ONLY ENROLLEES:	26,996	35,975
TOTAL MA ENROLLEES:	42,155	49,626
<u>FOOD STAMPS</u>		
FOOD STAMPS FOR PERSONS RECEIVING		
PUBLIC ASSISTANCE:	3,316	3,319
FOOD STAMPS FOR PERSONS NOT RECEIVING		
PUBLIC ASSISTANCE AND SSI ONLY:	13,805	15,031
TOTAL FOOD STAMP RECIPIENTS:	17,121	18,350
FOOD STAMPS FOR HOUSEHOLDS RECEIVING		
PUBLIC ASSISTANCE:	1,591	1,630
FOOD STAMPS FOR HOUSEHOLDS NOT RECEIVING		
PUBLIC ASSISTANCE AND SSI ONLY:	9,092	9,536
TOTAL FOOD STAMP HOUSEHOLDS:	10,684	11,166

HUMAN RESOURCES ADMINISTRATION
COMMUNITY DISTRICT DEMOGRAPHICS

BREAKDOWN OF INCOME SUPPORT DATA IN: K11

<u>PUBLIC ASSISTANCE</u> (PERSONS)	<u>AS OF 10/02</u>	<u>AS OF 10/03</u>
FAMILY ASSISTANCE PROGRAM (TANF):	1,690	1,425
SAFETY NET ASSISTANCE (SNA)**:	1,629	1,731
CHILDREN ON PUBLIC ASSISTANCE:	1,631	1,439
ADULTS ON PUBLIC ASSISTANCE:	1,769	1,835

CHANGE FROM 2002 TO 2003

CHANGE IN NUMBER OF PERSONS RECEIVING PUBLIC ASSISTANCE FROM 10/02:	(166)
CHANGE IN NUMBER OF CASES RECEIVING PUBLIC ASSISTANCE FROM 10/02:	23
CHANGE IN NUMBER OF PERSONS RECEIVING FOODSTAMPS FROM 10/02:	1,229
CHANGE IN NUMBER OF HOUSEHOLDS RECEIVING FOODSTAMPS FROM 10/02:	482

CD COMPARISON

	<u>AS OF 10/02</u>	<u>AS OF 10/03</u>
PERCENT OF CD POPULATION RECEIVING PUBLIC ASSISTANCE:	2%	2%
PERCENT OF CD POPULATION RECEIVING MEDICAID:	24%	29%
PERCENT OF CD POPULATION RECEIVING FOOD STAMPS:	10%	11%

BOROUGH-WIDE COMPARISON

PERCENT OF BOROUGH'S TOTAL POPULATION WITHIN CD (CENSUS 2000):	7%	
PERCENT OF BOROUGH'S PUBLIC ASSISTANCE POPULATION WITHIN CD:	2%	2%
PERCENT OF BOROUGH'S MEDICAID POPULATION WITHIN CD:	6%	6%
PERCENT OF BOROUGH'S FOOD STAMP POPULATION WITHIN CD:	5%	5%
CD RANK OF NUMBER OF PERSONS RECEIVING PUBLIC ASSISTANCE:	17	17
CD RANK OF NUMBER OF PERSONS RECEIVING MEDICAID:	8	8
CD RANK OF NUMBER OF PERSONS RECEIVING FOODSTAMPS:	9	9

CITY-WIDE COMPARISON

PERCENT OF CITY'S TOTAL POPULATION WITHIN CD (CENSUS 2000):	2%	
PERCENT OF CITY'S PUBLIC ASSISTANCE POPULATION WITHIN CD:	1%	1%
PERCENT OF CITY'S MEDICAID POPULATION WITHIN CD:	2%	2%
PERCENT OF CITY'S FOOD STAMP POPULATION WITHIN CD:	2%	2%
CD RANK OF NUMBER OF PERSONS RECEIVING PUBLIC ASSISTANCE:	45	45
CD RANK OF NUMBER OF PERSONS RECEIVING MEDICAID:	19	18
CD RANK OF NUMBER OF PERSONS RECEIVING FOODSTAMPS:	21	21

* SOURCES FOR MEDICAID DATA CHANGED AS OF JULY 2003

** INCLUDES TANF CASES CONVERTED TO SAFETY NET DUE TO 5-YEAR TIME LIMIT

HUMAN RESOURCES ADMINISTRATION
COMMUNITY DISTRICT DEMOGRAPHICS

BOROUGH: Brooklyn
COMMUNITY DISTRICT: K12

CENSUS DATA 2000

<u>TOTAL POPULATION</u>	<u>185,046</u>
SINGLE RACE (NON HISPANIC)	154,420
WHITE	120,697
BLACK	5,398
ASIAN	25,973
PACIFIC ISLAND	57
AMERICAN INDIAN AND ALASKA NATIVE	206
OTHER	2,089
TWO OR MORE	6,224
HISPANIC	24,402
POPULATION 18 AND UNDER	59,988
NUMBER OF HOUSING UNITS	59,869
MEDIAN HOUSEHOLD INCOME	\$29,780
PERSONS BELOW POVERTY LEVEL	52,626
PERCENT BELOW POVERTY LEVEL	29%

INCOME SUPPORT DATA

	<u>AS OF 10/02</u>	<u>AS OF 10/03</u>
<u>PUBLIC ASSISTANCE</u>		
PUBLIC ASSISTANCE RECIPIENTS:	6,384	5,261
PUBLIC ASSISTANCE CASES:	2,280	2,011
<u>SSI</u>		
SSI RECIPIENTS:	9,168	9,099
<u>MEDICAID PROGRAM (MA) *</u>		
MEDICAID ONLY ENROLLEES:	53,001	63,671
TOTAL MA ENROLLEES:	66,247	73,339
<u>FOOD STAMPS</u>		
FOOD STAMPS FOR PERSONS RECEIVING		
PUBLIC ASSISTANCE:	5,800	5,368
FOOD STAMPS FOR PERSONS NOT RECEIVING		
PUBLIC ASSISTANCE AND SSI ONLY:	26,226	28,314
TOTAL FOOD STAMP RECIPIENTS:	32,027	33,682
FOOD STAMPS FOR HOUSEHOLDS RECEIVING		
PUBLIC ASSISTANCE:	1,960	1,862
FOOD STAMPS FOR HOUSEHOLDS NOT RECEIVING		
PUBLIC ASSISTANCE AND SSI ONLY:	9,625	10,100
TOTAL FOOD STAMP HOUSEHOLDS:	11,585	11,962

HUMAN RESOURCES ADMINISTRATION
COMMUNITY DISTRICT DEMOGRAPHICS

BREAKDOWN OF INCOME SUPPORT DATA IN: K12

<u>PUBLIC ASSISTANCE</u> (PERSONS)	<u>AS OF 10/02</u>	<u>AS OF 10/03</u>
FAMILY ASSISTANCE PROGRAM (TANF):	2,795	2,089
SAFETY NET ASSISTANCE (SNA)**:	3,602	3,184
CHILDREN ON PUBLIC ASSISTANCE:	4,039	3,250
ADULTS ON PUBLIC ASSISTANCE:	2,253	1,930

CHANGE FROM 2002 TO 2003

CHANGE IN NUMBER OF PERSONS RECEIVING PUBLIC ASSISTANCE FROM 10/02:	(1,123)
CHANGE IN NUMBER OF CASES RECEIVING PUBLIC ASSISTANCE FROM 10/02:	(269)
CHANGE IN NUMBER OF PERSONS RECEIVING FOODSTAMPS FROM 10/02:	1,655
CHANGE IN NUMBER OF HOUSEHOLDS RECEIVING FOODSTAMPS FROM 10/02:	377

CD COMPARISON

	<u>AS OF 10/02</u>	<u>AS OF 10/03</u>
PERCENT OF CD POPULATION RECEIVING PUBLIC ASSISTANCE:	3%	3%
PERCENT OF CD POPULATION RECEIVING MEDICAID:	36%	40%
PERCENT OF CD POPULATION RECEIVING FOOD STAMPS:	17%	18%

BOROUGH-WIDE COMPARISON

PERCENT OF BOROUGH'S TOTAL POPULATION WITHIN CD (CENSUS 2000):	8%	
PERCENT OF BOROUGH'S PUBLIC ASSISTANCE POPULATION WITHIN CD:	4%	4%
PERCENT OF BOROUGH'S MEDICAID POPULATION WITHIN CD:	9%	9%
PERCENT OF BOROUGH'S FOOD STAMP POPULATION WITHIN CD:	10%	9%
CD RANK OF NUMBER OF PERSONS RECEIVING PUBLIC ASSISTANCE:	9	12
CD RANK OF NUMBER OF PERSONS RECEIVING MEDICAID:	2	2
CD RANK OF NUMBER OF PERSONS RECEIVING FOODSTAMPS:	3	3

CITY-WIDE COMPARISON

PERCENT OF CITY'S TOTAL POPULATION WITHIN CD (CENSUS 2000):	2%	
PERCENT OF CITY'S PUBLIC ASSISTANCE POPULATION WITHIN CD:	1%	1%
PERCENT OF CITY'S MEDICAID POPULATION WITHIN CD:	3%	3%
PERCENT OF CITY'S FOOD STAMP POPULATION WITHIN CD:	4%	4%
CD RANK OF NUMBER OF PERSONS RECEIVING PUBLIC ASSISTANCE:	26	30
CD RANK OF NUMBER OF PERSONS RECEIVING MEDICAID:	5	5
CD RANK OF NUMBER OF PERSONS RECEIVING FOODSTAMPS:	4	6

* SOURCES FOR MEDICAID DATA CHANGED AS OF JULY 2003

** INCLUDES TANF CASES CONVERTED TO SAFETY NET DUE TO 5-YEAR TIME LIMIT

HUMAN RESOURCES ADMINISTRATION
COMMUNITY DISTRICT DEMOGRAPHICS

BOROUGH: Brooklyn
COMMUNITY DISTRICT: K13

CENSUS DATA 2000

<u>TOTAL POPULATION</u>	<u>106,120</u>
SINGLE RACE (NON HISPANIC)	85,912
WHITE	58,684
BLACK	16,654
ASIAN	10,050
PACIFIC ISLAND	29
AMERICAN INDIAN AND ALASKA NATIVE	191
OTHER	304
TWO OR MORE	2,955
HISPANIC	17,253
POPULATION 18 AND UNDER	23,395
NUMBER OF HOUSING UNITS	43,922
MEDIAN HOUSEHOLD INCOME	\$22,670
PERSONS BELOW POVERTY LEVEL	30,351
PERCENT BELOW POVERTY LEVEL	29%

INCOME SUPPORT DATA

	<u>AS OF 10/02</u>	<u>AS OF 10/03</u>
<u>PUBLIC ASSISTANCE</u>		
PUBLIC ASSISTANCE RECIPIENTS:	6,114	6,130
PUBLIC ASSISTANCE CASES:	2,975	3,059
<u>SSI</u>		
SSI RECIPIENTS:	15,033	15,241
<u>MEDICAID PROGRAM (MA) *</u>		
MEDICAID ONLY ENROLLEES:	17,792	21,716
TOTAL MA ENROLLEES:	40,716	44,563
<u>FOOD STAMPS</u>		
FOOD STAMPS FOR PERSONS RECEIVING PUBLIC ASSISTANCE:	6,155	6,462
FOOD STAMPS FOR PERSONS NOT RECEIVING PUBLIC ASSISTANCE AND SSI ONLY:	14,762	15,690
TOTAL FOOD STAMP RECIPIENTS:	20,916	22,152
FOOD STAMPS FOR HOUSEHOLDS RECEIVING PUBLIC ASSISTANCE:	2,581	2,674
FOOD STAMPS FOR HOUSEHOLDS NOT RECEIVING PUBLIC ASSISTANCE AND SSI ONLY:	10,219	10,675
TOTAL FOOD STAMP HOUSEHOLDS:	12,801	13,349

HUMAN RESOURCES ADMINISTRATION
COMMUNITY DISTRICT DEMOGRAPHICS

BREAKDOWN OF INCOME SUPPORT DATA IN: K13

<u>PUBLIC ASSISTANCE</u> (PERSONS)	<u>AS OF 10/02</u>	<u>AS OF 10/03</u>
FAMILY ASSISTANCE PROGRAM (TANF):	3,116	2,890
SAFETY NET ASSISTANCE (SNA)**:	2,995	3,241
CHILDREN ON PUBLIC ASSISTANCE:	3,625	3,566
ADULTS ON PUBLIC ASSISTANCE:	2,470	2,543

CHANGE FROM 2002 TO 2003

CHANGE IN NUMBER OF PERSONS RECEIVING PUBLIC ASSISTANCE FROM 10/02:	16
CHANGE IN NUMBER OF CASES RECEIVING PUBLIC ASSISTANCE FROM 10/02:	84
CHANGE IN NUMBER OF PERSONS RECEIVING FOODSTAMPS FROM 10/02:	1,236
CHANGE IN NUMBER OF HOUSEHOLDS RECEIVING FOODSTAMPS FROM 10/02:	549

CD COMPARISON

	<u>AS OF 10/02</u>	<u>AS OF 10/03</u>
PERCENT OF CD POPULATION RECEIVING PUBLIC ASSISTANCE:	6%	6%
PERCENT OF CD POPULATION RECEIVING MEDICAID:	38%	42%
PERCENT OF CD POPULATION RECEIVING FOOD STAMPS:	20%	21%

BOROUGH-WIDE COMPARISON

PERCENT OF BOROUGH'S TOTAL POPULATION WITHIN CD (CENSUS 2000):	4%	
PERCENT OF BOROUGH'S PUBLIC ASSISTANCE POPULATION WITHIN CD:	4%	4%
PERCENT OF BOROUGH'S MEDICAID POPULATION WITHIN CD:	5%	5%
PERCENT OF BOROUGH'S FOOD STAMP POPULATION WITHIN CD:	6%	6%
CD RANK OF NUMBER OF PERSONS RECEIVING PUBLIC ASSISTANCE:	10	9
CD RANK OF NUMBER OF PERSONS RECEIVING MEDICAID:	9	10
CD RANK OF NUMBER OF PERSONS RECEIVING FOODSTAMPS:	7	7

CITY-WIDE COMPARISON

PERCENT OF CITY'S TOTAL POPULATION WITHIN CD (CENSUS 2000):	1%	
PERCENT OF CITY'S PUBLIC ASSISTANCE POPULATION WITHIN CD:	1%	1%
PERCENT OF CITY'S MEDICAID POPULATION WITHIN CD:	2%	2%
PERCENT OF CITY'S FOOD STAMP POPULATION WITHIN CD:	3%	2%
CD RANK OF NUMBER OF PERSONS RECEIVING PUBLIC ASSISTANCE:	27	26
CD RANK OF NUMBER OF PERSONS RECEIVING MEDICAID:	21	23
CD RANK OF NUMBER OF PERSONS RECEIVING FOODSTAMPS:	14	14

* SOURCES FOR MEDICAID DATA CHANGED AS OF JULY 2003

** INCLUDES TANF CASES CONVERTED TO SAFETY NET DUE TO 5-YEAR TIME LIMIT

HUMAN RESOURCES ADMINISTRATION
COMMUNITY DISTRICT DEMOGRAPHICS

BOROUGH: Brooklyn
COMMUNITY DISTRICT: K14

CENSUS DATA 2000

<u>TOTAL POPULATION</u>	<u>168,806</u>
SINGLE RACE (NON HISPANIC)	140,795
WHITE	60,268
BLACK	66,211
ASIAN	13,105
PACIFIC ISLAND	50
AMERICAN INDIAN AND ALASKA NATIVE	268
OTHER	893
TWO OR MORE	5,769
HISPANIC	22,242
POPULATION 18 AND UNDER	48,747
NUMBER OF HOUSING UNITS	59,614
MEDIAN HOUSEHOLD INCOME	\$32,425
PERSONS BELOW POVERTY LEVEL	38,719
PERCENT BELOW POVERTY LEVEL	23%

INCOME SUPPORT DATA

	<u>AS OF 10/02</u>	<u>AS OF 10/03</u>
<u>PUBLIC ASSISTANCE</u>		
PUBLIC ASSISTANCE RECIPIENTS:	9,535	8,954
PUBLIC ASSISTANCE CASES:	4,420	4,268
<u>SSI</u>		
SSI RECIPIENTS:	9,910	9,910
<u>MEDICAID PROGRAM (MA) *</u>		
MEDICAID ONLY ENROLLEES:	32,412	41,250
TOTAL MA ENROLLEES:	52,120	58,750
<u>FOOD STAMPS</u>		
FOOD STAMPS FOR PERSONS RECEIVING		
PUBLIC ASSISTANCE:	9,029	9,092
FOOD STAMPS FOR PERSONS NOT RECEIVING		
PUBLIC ASSISTANCE AND SSI ONLY:	12,505	13,588
TOTAL FOOD STAMP RECIPIENTS:	21,534	22,680
FOOD STAMPS FOR HOUSEHOLDS RECEIVING		
PUBLIC ASSISTANCE:	3,872	3,896
FOOD STAMPS FOR HOUSEHOLDS NOT RECEIVING		
PUBLIC ASSISTANCE AND SSI ONLY:	7,765	8,168
TOTAL FOOD STAMP HOUSEHOLDS:	11,637	12,064

HUMAN RESOURCES ADMINISTRATION
COMMUNITY DISTRICT DEMOGRAPHICS

BREAKDOWN OF INCOME SUPPORT DATA IN: K14

<u>PUBLIC ASSISTANCE</u> (PERSONS)	<u>AS OF 10/02</u>	<u>AS OF 10/03</u>
FAMILY ASSISTANCE PROGRAM (TANF):	5,537	4,818
SAFETY NET ASSISTANCE (SNA)**:	3,965	4,120
CHILDREN ON PUBLIC ASSISTANCE:	5,891	5,428
ADULTS ON PUBLIC ASSISTANCE:	3,549	3,422

CHANGE FROM 2002 TO 2003

CHANGE IN NUMBER OF PERSONS RECEIVING PUBLIC ASSISTANCE FROM 10/02:	(581)
CHANGE IN NUMBER OF CASES RECEIVING PUBLIC ASSISTANCE FROM 10/02:	(152)
CHANGE IN NUMBER OF PERSONS RECEIVING FOODSTAMPS FROM 10/02:	1,146
CHANGE IN NUMBER OF HOUSEHOLDS RECEIVING FOODSTAMPS FROM 10/02:	426

CD COMPARISON

	<u>AS OF 10/02</u>	<u>AS OF 10/03</u>
PERCENT OF CD POPULATION RECEIVING PUBLIC ASSISTANCE:	6%	5%
PERCENT OF CD POPULATION RECEIVING MEDICAID:	31%	35%
PERCENT OF CD POPULATION RECEIVING FOOD STAMPS:	13%	13%

BOROUGH-WIDE COMPARISON

PERCENT OF BOROUGH'S TOTAL POPULATION WITHIN CD (CENSUS 2000):	7%	
PERCENT OF BOROUGH'S PUBLIC ASSISTANCE POPULATION WITHIN CD:	6%	6%
PERCENT OF BOROUGH'S MEDICAID POPULATION WITHIN CD:	7%	7%
PERCENT OF BOROUGH'S FOOD STAMP POPULATION WITHIN CD:	6%	6%
CD RANK OF NUMBER OF PERSONS RECEIVING PUBLIC ASSISTANCE:	5	7
CD RANK OF NUMBER OF PERSONS RECEIVING MEDICAID:	5	5
CD RANK OF NUMBER OF PERSONS RECEIVING FOODSTAMPS:	6	6

CITY-WIDE COMPARISON

PERCENT OF CITY'S TOTAL POPULATION WITHIN CD (CENSUS 2000):	2%	
PERCENT OF CITY'S PUBLIC ASSISTANCE POPULATION WITHIN CD:	2%	2%
PERCENT OF CITY'S MEDICAID POPULATION WITHIN CD:	2%	2%
PERCENT OF CITY'S FOOD STAMP POPULATION WITHIN CD:	3%	2%
CD RANK OF NUMBER OF PERSONS RECEIVING PUBLIC ASSISTANCE:	16	20
CD RANK OF NUMBER OF PERSONS RECEIVING MEDICAID:	12	12
CD RANK OF NUMBER OF PERSONS RECEIVING FOODSTAMPS:	12	13

* SOURCES FOR MEDICAID DATA CHANGED AS OF JULY 2003

** INCLUDES TANF CASES CONVERTED TO SAFETY NET DUE TO 5-YEAR TIME LIMIT

HUMAN RESOURCES ADMINISTRATION
COMMUNITY DISTRICT DEMOGRAPHICS

BOROUGH: Brooklyn
COMMUNITY DISTRICT: K15

CENSUS DATA 2000

<u>TOTAL POPULATION</u>	<u>160,319</u>
SINGLE RACE (NON HISPANIC)	146,567
WHITE	121,052
BLACK	4,823
ASIAN	20,194
PACIFIC ISLAND	35
AMERICAN INDIAN AND ALASKA NATIVE	123
OTHER	340
TWO OR MORE	3,506
HISPANIC	10,246
POPULATION 18 AND UNDER	35,002
NUMBER OF HOUSING UNITS	64,359
MEDIAN HOUSEHOLD INCOME	\$37,450
PERSONS BELOW POVERTY LEVEL	27,319
PERCENT BELOW POVERTY LEVEL	17%

INCOME SUPPORT DATA

	<u>AS OF 10/02</u>	<u>AS OF 10/03</u>
<u>PUBLIC ASSISTANCE</u>		
PUBLIC ASSISTANCE RECIPIENTS:	3,769	3,628
PUBLIC ASSISTANCE CASES:	1,863	1,831
<u>SSI</u>		
SSI RECIPIENTS:	10,895	10,889
<u>MEDICAID PROGRAM (MA) *</u>		
MEDICAID ONLY ENROLLEES:	20,927	27,213
TOTAL MA ENROLLEES:	35,972	41,147
<u>FOOD STAMPS</u>		
FOOD STAMPS FOR PERSONS RECEIVING		
PUBLIC ASSISTANCE:	3,780	3,828
FOOD STAMPS FOR PERSONS NOT RECEIVING		
PUBLIC ASSISTANCE AND SSI ONLY:	12,425	13,282
TOTAL FOOD STAMP RECIPIENTS:	16,205	17,110
FOOD STAMPS FOR HOUSEHOLDS RECEIVING		
PUBLIC ASSISTANCE:	1,625	1,625
FOOD STAMPS FOR HOUSEHOLDS NOT RECEIVING		
PUBLIC ASSISTANCE AND SSI ONLY:	8,356	8,710
TOTAL FOOD STAMP HOUSEHOLDS:	9,982	10,335

HUMAN RESOURCES ADMINISTRATION
COMMUNITY DISTRICT DEMOGRAPHICS

BREAKDOWN OF INCOME SUPPORT DATA IN: K15

<u>PUBLIC ASSISTANCE</u> (PERSONS)	<u>AS OF 10/02</u>	<u>AS OF 10/03</u>
FAMILY ASSISTANCE PROGRAM (TANF):	1,919	1,663
SAFETY NET ASSISTANCE (SNA)**:	1,848	1,967
CHILDREN ON PUBLIC ASSISTANCE:	1,955	1,863
ADULTS ON PUBLIC ASSISTANCE:	1,877	1,835

CHANGE FROM 2002 TO 2003

CHANGE IN NUMBER OF PERSONS RECEIVING PUBLIC ASSISTANCE FROM 10/02:	(141)
CHANGE IN NUMBER OF CASES RECEIVING PUBLIC ASSISTANCE FROM 10/02:	(32)
CHANGE IN NUMBER OF PERSONS RECEIVING FOODSTAMPS FROM 10/02:	905
CHANGE IN NUMBER OF HOUSEHOLDS RECEIVING FOODSTAMPS FROM 10/02:	353

CD COMPARISON

	<u>AS OF 10/02</u>	<u>AS OF 10/03</u>
PERCENT OF CD POPULATION RECEIVING PUBLIC ASSISTANCE:	2%	2%
PERCENT OF CD POPULATION RECEIVING MEDICAID:	22%	26%
PERCENT OF CD POPULATION RECEIVING FOOD STAMPS:	10%	11%

BOROUGH-WIDE COMPARISON

PERCENT OF BOROUGH'S TOTAL POPULATION WITHIN CD (CENSUS 2000):	7%	
PERCENT OF BOROUGH'S PUBLIC ASSISTANCE POPULATION WITHIN CD:	3%	2%
PERCENT OF BOROUGH'S MEDICAID POPULATION WITHIN CD:	5%	5%
PERCENT OF BOROUGH'S FOOD STAMP POPULATION WITHIN CD:	5%	5%
CD RANK OF NUMBER OF PERSONS RECEIVING PUBLIC ASSISTANCE:	16	16
CD RANK OF NUMBER OF PERSONS RECEIVING MEDICAID:	12	12
CD RANK OF NUMBER OF PERSONS RECEIVING FOODSTAMPS:	10	10

CITY-WIDE COMPARISON

PERCENT OF CITY'S TOTAL POPULATION WITHIN CD (CENSUS 2000):	2%	
PERCENT OF CITY'S PUBLIC ASSISTANCE POPULATION WITHIN CD:	1%	1%
PERCENT OF CITY'S MEDICAID POPULATION WITHIN CD:	2%	2%
PERCENT OF CITY'S FOOD STAMP POPULATION WITHIN CD:	2%	2%
CD RANK OF NUMBER OF PERSONS RECEIVING PUBLIC ASSISTANCE:	39	40
CD RANK OF NUMBER OF PERSONS RECEIVING MEDICAID:	30	30
CD RANK OF NUMBER OF PERSONS RECEIVING FOODSTAMPS:	23	23

* SOURCES FOR MEDICAID DATA CHANGED AS OF JULY 2003

** INCLUDES TANF CASES CONVERTED TO SAFETY NET DUE TO 5-YEAR TIME LIMIT

HUMAN RESOURCES ADMINISTRATION
COMMUNITY DISTRICT DEMOGRAPHICS

BOROUGH: Brooklyn
COMMUNITY DISTRICT: K16

CENSUS DATA 2000

<u>TOTAL POPULATION</u>	<u>85,343</u>
SINGLE RACE (NON HISPANIC)	68,262
WHITE	589
BLACK	66,712
ASIAN	509
PACIFIC ISLAND	33
AMERICAN INDIAN AND ALASKA NATIVE	228
OTHER	191
TWO OR MORE	1,701
HISPANIC	15,380
POPULATION 18 AND UNDER	30,939
NUMBER OF HOUSING UNITS	30,780
MEDIAN HOUSEHOLD INCOME	\$18,750
PERSONS BELOW POVERTY LEVEL	35,974
PERCENT BELOW POVERTY LEVEL	43%

INCOME SUPPORT DATA

	<u>AS OF 10/02</u>	<u>AS OF 10/03</u>
<u>PUBLIC ASSISTANCE</u>		
PUBLIC ASSISTANCE RECIPIENTS:	13,118	14,134
PUBLIC ASSISTANCE CASES:	5,943	6,334
<u>SSI</u>		
SSI RECIPIENTS:	6,812	6,930
<u>MEDICAID PROGRAM (MA) *</u>		
MEDICAID ONLY ENROLLEES:	17,873	21,454
TOTAL MA ENROLLEES:	39,489	43,747
<u>FOOD STAMPS</u>		
FOOD STAMPS FOR PERSONS RECEIVING PUBLIC ASSISTANCE:	12,640	14,284
FOOD STAMPS FOR PERSONS NOT RECEIVING PUBLIC ASSISTANCE AND SSI ONLY:	6,417	7,700
TOTAL FOOD STAMP RECIPIENTS:	19,057	21,984
FOOD STAMPS FOR HOUSEHOLDS RECEIVING PUBLIC ASSISTANCE:	5,161	5,659
FOOD STAMPS FOR HOUSEHOLDS NOT RECEIVING PUBLIC ASSISTANCE AND SSI ONLY:	3,525	4,057
TOTAL FOOD STAMP HOUSEHOLDS:	8,686	9,716

HUMAN RESOURCES ADMINISTRATION
COMMUNITY DISTRICT DEMOGRAPHICS

BREAKDOWN OF INCOME SUPPORT DATA IN: K16

<u>PUBLIC ASSISTANCE</u> (PERSONS)	<u>AS OF 10/02</u>	<u>AS OF 10/03</u>
FAMILY ASSISTANCE PROGRAM (TANF):	6,439	6,426
SAFETY NET ASSISTANCE (SNA)**:	6,683	7,715
CHILDREN ON PUBLIC ASSISTANCE:	7,987	8,521
ADULTS ON PUBLIC ASSISTANCE:	5,032	5,465

CHANGE FROM 2002 TO 2003

CHANGE IN NUMBER OF PERSONS RECEIVING PUBLIC ASSISTANCE FROM 10/02:	1,016
CHANGE IN NUMBER OF CASES RECEIVING PUBLIC ASSISTANCE FROM 10/02:	391
CHANGE IN NUMBER OF PERSONS RECEIVING FOODSTAMPS FROM 10/02:	2,927
CHANGE IN NUMBER OF HOUSEHOLDS RECEIVING FOODSTAMPS FROM 10/02:	1,030

CD COMPARISON

	<u>AS OF 10/02</u>	<u>AS OF 10/03</u>
PERCENT OF CD POPULATION RECEIVING PUBLIC ASSISTANCE:	15%	17%
PERCENT OF CD POPULATION RECEIVING MEDICAID:	46%	51%
PERCENT OF CD POPULATION RECEIVING FOOD STAMPS:	22%	26%

BOROUGH-WIDE COMPARISON

PERCENT OF BOROUGH'S TOTAL POPULATION WITHIN CD (CENSUS 2000):	3%	
PERCENT OF BOROUGH'S PUBLIC ASSISTANCE POPULATION WITHIN CD:	9%	10%
PERCENT OF BOROUGH'S MEDICAID POPULATION WITHIN CD:	5%	5%
PERCENT OF BOROUGH'S FOOD STAMP POPULATION WITHIN CD:	6%	6%
CD RANK OF NUMBER OF PERSONS RECEIVING PUBLIC ASSISTANCE:	3	3
CD RANK OF NUMBER OF PERSONS RECEIVING MEDICAID:	10	11
CD RANK OF NUMBER OF PERSONS RECEIVING FOODSTAMPS:	8	8

CITY-WIDE COMPARISON

PERCENT OF CITY'S TOTAL POPULATION WITHIN CD (CENSUS 2000):	1%	
PERCENT OF CITY'S PUBLIC ASSISTANCE POPULATION WITHIN CD:	3%	3%
PERCENT OF CITY'S MEDICAID POPULATION WITHIN CD:	2%	2%
PERCENT OF CITY'S FOOD STAMP POPULATION WITHIN CD:	2%	2%
CD RANK OF NUMBER OF PERSONS RECEIVING PUBLIC ASSISTANCE:	11	11
CD RANK OF NUMBER OF PERSONS RECEIVING MEDICAID:	22	25
CD RANK OF NUMBER OF PERSONS RECEIVING FOODSTAMPS:	17	16

* SOURCES FOR MEDICAID DATA CHANGED AS OF JULY 2003

** INCLUDES TANF CASES CONVERTED TO SAFETY NET DUE TO 5-YEAR TIME LIMIT

HUMAN RESOURCES ADMINISTRATION
COMMUNITY DISTRICT DEMOGRAPHICS

BOROUGH: Brooklyn
COMMUNITY DISTRICT: K17

CENSUS DATA 2000

<u>TOTAL POPULATION</u>	<u>165,753</u>
SINGLE RACE (NON HISPANIC)	151,875
WHITE	2,577
BLACK	146,506
ASIAN	1,671
PACIFIC ISLAND	38
AMERICAN INDIAN AND ALASKA NATIVE	304
OTHER	779
TWO OR MORE	4,614
HISPANIC	9,264
POPULATION 18 AND UNDER	44,792
NUMBER OF HOUSING UNITS	59,045
MEDIAN HOUSEHOLD INCOME	\$34,040
PERSONS BELOW POVERTY LEVEL	32,784
PERCENT BELOW POVERTY LEVEL	20%

INCOME SUPPORT DATA

	<u>AS OF 10/02</u>	<u>AS OF 10/03</u>
<u>PUBLIC ASSISTANCE</u>		
PUBLIC ASSISTANCE RECIPIENTS:	8,985	9,244
PUBLIC ASSISTANCE CASES:	4,239	4,377
<u>SSI</u>		
SSI RECIPIENTS:	6,019	6,009
<u>MEDICAID PROGRAM (MA) *</u>		
MEDICAID ONLY ENROLLEES:	29,137	36,627
TOTAL MA ENROLLEES:	44,152	50,574
<u>FOOD STAMPS</u>		
FOOD STAMPS FOR PERSONS RECEIVING PUBLIC ASSISTANCE:	8,177	9,221
FOOD STAMPS FOR PERSONS NOT RECEIVING PUBLIC ASSISTANCE AND SSI ONLY:	6,563	7,626
TOTAL FOOD STAMP RECIPIENTS:	14,740	16,847
FOOD STAMPS FOR HOUSEHOLDS RECEIVING PUBLIC ASSISTANCE:	3,635	3,992
FOOD STAMPS FOR HOUSEHOLDS NOT RECEIVING PUBLIC ASSISTANCE AND SSI ONLY:	4,261	4,675
TOTAL FOOD STAMP HOUSEHOLDS:	7,896	8,667

HUMAN RESOURCES ADMINISTRATION
COMMUNITY DISTRICT DEMOGRAPHICS

BREAKDOWN OF INCOME SUPPORT DATA IN: K17

<u>PUBLIC ASSISTANCE</u> (PERSONS)	<u>AS OF 10/02</u>	<u>AS OF 10/03</u>
FAMILY ASSISTANCE PROGRAM (TANF):	5,331	5,281
SAFETY NET ASSISTANCE (SNA)**:	3,618	3,939
CHILDREN ON PUBLIC ASSISTANCE:	5,636	5,733
ADULTS ON PUBLIC ASSISTANCE:	3,237	3,357

CHANGE FROM 2002 TO 2003

CHANGE IN NUMBER OF PERSONS RECEIVING PUBLIC ASSISTANCE FROM 10/02:	259
CHANGE IN NUMBER OF CASES RECEIVING PUBLIC ASSISTANCE FROM 10/02:	138
CHANGE IN NUMBER OF PERSONS RECEIVING FOODSTAMPS FROM 10/02:	2,106
CHANGE IN NUMBER OF HOUSEHOLDS RECEIVING FOODSTAMPS FROM 10/02:	771

CD COMPARISON

	<u>AS OF 10/02</u>	<u>AS OF 10/03</u>
PERCENT OF CD POPULATION RECEIVING PUBLIC ASSISTANCE:	5%	6%
PERCENT OF CD POPULATION RECEIVING MEDICAID:	27%	31%
PERCENT OF CD POPULATION RECEIVING FOOD STAMPS:	9%	10%

BOROUGH-WIDE COMPARISON

PERCENT OF BOROUGH'S TOTAL POPULATION WITHIN CD (CENSUS 2000):	7%	
PERCENT OF BOROUGH'S PUBLIC ASSISTANCE POPULATION WITHIN CD:	6%	6%
PERCENT OF BOROUGH'S MEDICAID POPULATION WITHIN CD:	6%	6%
PERCENT OF BOROUGH'S FOOD STAMP POPULATION WITHIN CD:	4%	5%
CD RANK OF NUMBER OF PERSONS RECEIVING PUBLIC ASSISTANCE:	8	6
CD RANK OF NUMBER OF PERSONS RECEIVING MEDICAID:	7	7
CD RANK OF NUMBER OF PERSONS RECEIVING FOODSTAMPS:	12	12

CITY-WIDE COMPARISON

PERCENT OF CITY'S TOTAL POPULATION WITHIN CD (CENSUS 2000):	2%	
PERCENT OF CITY'S PUBLIC ASSISTANCE POPULATION WITHIN CD:	2%	2%
PERCENT OF CITY'S MEDICAID POPULATION WITHIN CD:	2%	2%
PERCENT OF CITY'S FOOD STAMP POPULATION WITHIN CD:	2%	2%
CD RANK OF NUMBER OF PERSONS RECEIVING PUBLIC ASSISTANCE:	19	18
CD RANK OF NUMBER OF PERSONS RECEIVING MEDICAID:	17	16
CD RANK OF NUMBER OF PERSONS RECEIVING FOODSTAMPS:	25	25

* SOURCES FOR MEDICAID DATA CHANGED AS OF JULY 2003

** INCLUDES TANF CASES CONVERTED TO SAFETY NET DUE TO 5-YEAR TIME LIMIT

HUMAN RESOURCES ADMINISTRATION
COMMUNITY DISTRICT DEMOGRAPHICS

BOROUGH: Brooklyn
COMMUNITY DISTRICT: K18

CENSUS DATA 2000

<u>TOTAL POPULATION</u>	<u>194,653</u>
SINGLE RACE (NON HISPANIC)	174,298
WHITE	67,303
BLACK	98,714
ASIAN	7,155
PACIFIC ISLAND	48
AMERICAN INDIAN AND ALASKA NATIVE	254
OTHER	824
TWO OR MORE	4,469
HISPANIC	15,886
POPULATION 18 AND UNDER	52,476
NUMBER OF HOUSING UNITS	69,036
MEDIAN HOUSEHOLD INCOME	\$48,085
PERSONS BELOW POVERTY LEVEL	23,737
PERCENT BELOW POVERTY LEVEL	12%

INCOME SUPPORT DATA

	<u>AS OF 10/02</u>	<u>AS OF 10/03</u>
<u>PUBLIC ASSISTANCE</u>		
PUBLIC ASSISTANCE RECIPIENTS:	4,981	5,034
PUBLIC ASSISTANCE CASES:	2,387	2,460
<u>SSI</u>		
SSI RECIPIENTS:	5,973	6,027
<u>MEDICAID PROGRAM (MA) *</u>		
MEDICAID ONLY ENROLLEES:	21,683	28,406
TOTAL MA ENROLLEES:	32,855	38,557
<u>FOOD STAMPS</u>		
FOOD STAMPS FOR PERSONS RECEIVING PUBLIC ASSISTANCE:	4,544	5,030
FOOD STAMPS FOR PERSONS NOT RECEIVING PUBLIC ASSISTANCE AND SSI ONLY:	5,716	6,853
TOTAL FOOD STAMP RECIPIENTS:	10,260	11,883
FOOD STAMPS FOR HOUSEHOLDS RECEIVING PUBLIC ASSISTANCE:	1,965	2,132
FOOD STAMPS FOR HOUSEHOLDS NOT RECEIVING PUBLIC ASSISTANCE AND SSI ONLY:	3,644	4,092
TOTAL FOOD STAMP HOUSEHOLDS:	5,609	6,225

HUMAN RESOURCES ADMINISTRATION
COMMUNITY DISTRICT DEMOGRAPHICS

BREAKDOWN OF INCOME SUPPORT DATA IN: K18

<u>PUBLIC ASSISTANCE</u> (PERSONS)	<u>AS OF 10/02</u>	<u>AS OF 10/03</u>
FAMILY ASSISTANCE PROGRAM (TANF):	2,878	2,781
SAFETY NET ASSISTANCE (SNA)**:	2,087	2,243
CHILDREN ON PUBLIC ASSISTANCE:	3,015	2,987
ADULTS ON PUBLIC ASSISTANCE:	1,934	2,009

CHANGE FROM 2002 TO 2003

CHANGE IN NUMBER OF PERSONS RECEIVING PUBLIC ASSISTANCE FROM 10/02:	52
CHANGE IN NUMBER OF CASES RECEIVING PUBLIC ASSISTANCE FROM 10/02:	73
CHANGE IN NUMBER OF PERSONS RECEIVING FOODSTAMPS FROM 10/02:	1,623
CHANGE IN NUMBER OF HOUSEHOLDS RECEIVING FOODSTAMPS FROM 10/02:	615

CD COMPARISON

	<u>AS OF 10/02</u>	<u>AS OF 10/03</u>
PERCENT OF CD POPULATION RECEIVING PUBLIC ASSISTANCE:	3%	3%
PERCENT OF CD POPULATION RECEIVING MEDICAID:	17%	20%
PERCENT OF CD POPULATION RECEIVING FOOD STAMPS:	5%	6%

BOROUGH-WIDE COMPARISON

PERCENT OF BOROUGH'S TOTAL POPULATION WITHIN CD (CENSUS 2000):	8%	
PERCENT OF BOROUGH'S PUBLIC ASSISTANCE POPULATION WITHIN CD:	3%	3%
PERCENT OF BOROUGH'S MEDICAID POPULATION WITHIN CD:	4%	5%
PERCENT OF BOROUGH'S FOOD STAMP POPULATION WITHIN CD:	3%	3%
CD RANK OF NUMBER OF PERSONS RECEIVING PUBLIC ASSISTANCE:	14	14
CD RANK OF NUMBER OF PERSONS RECEIVING MEDICAID:	14	13
CD RANK OF NUMBER OF PERSONS RECEIVING FOODSTAMPS:	15	15

CITY-WIDE COMPARISON

PERCENT OF CITY'S TOTAL POPULATION WITHIN CD (CENSUS 2000):	2%	
PERCENT OF CITY'S PUBLIC ASSISTANCE POPULATION WITHIN CD:	1%	1%
PERCENT OF CITY'S MEDICAID POPULATION WITHIN CD:	2%	2%
PERCENT OF CITY'S FOOD STAMP POPULATION WITHIN CD:	1%	1%
CD RANK OF NUMBER OF PERSONS RECEIVING PUBLIC ASSISTANCE:	32	34
CD RANK OF NUMBER OF PERSONS RECEIVING MEDICAID:	34	32
CD RANK OF NUMBER OF PERSONS RECEIVING FOODSTAMPS:	35	34

* SOURCES FOR MEDICAID DATA CHANGED AS OF JULY 2003

** INCLUDES TANF CASES CONVERTED TO SAFETY NET DUE TO 5-YEAR TIME LIMIT

HUMAN RESOURCES ADMINISTRATION
COMMUNITY DISTRICT DEMOGRAPHICS

BOROUGH: Manhattan
COMMUNITY DISTRICT: M01

CENSUS DATA 2000

<u>TOTAL POPULATION</u>	<u>34,420</u>
SINGLE RACE (NON HISPANIC)	30,744
WHITE	23,041
BLACK	2,348
ASIAN	4,852
PACIFIC ISLAND	16
AMERICAN INDIAN AND ALASKA NATIVE	30
OTHER	457
TWO OR MORE	902
HISPANIC	2,774
 POPULATION 18 AND UNDER	 4,049
 NUMBER OF HOUSING UNITS	 17,998
MEDIAN HOUSEHOLD INCOME	\$79,475
 PERSONS BELOW POVERTY LEVEL	 2,732
PERCENT BELOW POVERTY LEVEL	9%

INCOME SUPPORT DATA

	<u>AS OF 10/02</u>	<u>AS OF 10/03</u>
<u>PUBLIC ASSISTANCE</u>		
PUBLIC ASSISTANCE RECIPIENTS:	791	712
PUBLIC ASSISTANCE CASES:	679	642
 <u>SSI</u>		
SSI RECIPIENTS:	625	678
 <u>MEDICAID PROGRAM (MA) *</u>		
MEDICAID ONLY ENROLLEES:	1,471	1,835
TOTAL MA ENROLLEES:	2,999	3,271
 <u>FOOD STAMPS</u>		
FOOD STAMPS FOR PERSONS RECEIVING		
PUBLIC ASSISTANCE:	598	670
FOOD STAMPS FOR PERSONS NOT RECEIVING		
PUBLIC ASSISTANCE AND SSI ONLY:	489	530
TOTAL FOOD STAMP RECIPIENTS:	1,087	1,200
 FOOD STAMPS FOR HOUSEHOLDS RECEIVING		
PUBLIC ASSISTANCE:	532	602
FOOD STAMPS FOR HOUSEHOLDS NOT RECEIVING		
PUBLIC ASSISTANCE AND SSI ONLY:	403	423
TOTAL FOOD STAMP HOUSEHOLDS:	935	1,024

HUMAN RESOURCES ADMINISTRATION
COMMUNITY DISTRICT DEMOGRAPHICS

BREAKDOWN OF INCOME SUPPORT DATA IN: M01

<u>PUBLIC ASSISTANCE</u> (PERSONS)	<u>AS OF 10/02</u>	<u>AS OF 10/03</u>
FAMILY ASSISTANCE PROGRAM (TANF):	204	127
SAFETY NET ASSISTANCE (SNA)**:	595	590
CHILDREN ON PUBLIC ASSISTANCE:	220	182
ADULTS ON PUBLIC ASSISTANCE:	636	605

CHANGE FROM 2002 TO 2003

CHANGE IN NUMBER OF PERSONS RECEIVING PUBLIC ASSISTANCE FROM 10/02:	(79)
CHANGE IN NUMBER OF CASES RECEIVING PUBLIC ASSISTANCE FROM 10/02:	(37)
CHANGE IN NUMBER OF PERSONS RECEIVING FOODSTAMPS FROM 10/02:	113
CHANGE IN NUMBER OF HOUSEHOLDS RECEIVING FOODSTAMPS FROM 10/02:	89

CD COMPARISON

	<u>AS OF 10/02</u>	<u>AS OF 10/03</u>
PERCENT OF CD POPULATION RECEIVING PUBLIC ASSISTANCE:	2%	2%
PERCENT OF CD POPULATION RECEIVING MEDICAID:	9%	10%
PERCENT OF CD POPULATION RECEIVING FOOD STAMPS:	3%	3%

BOROUGH-WIDE COMPARISON

PERCENT OF BOROUGH'S TOTAL POPULATION WITHIN CD (CENSUS 2000):	2%	
PERCENT OF BOROUGH'S PUBLIC ASSISTANCE POPULATION WITHIN CD:	1%	1%
PERCENT OF BOROUGH'S MEDICAID POPULATION WITHIN CD:	1%	1%
PERCENT OF BOROUGH'S FOOD STAMP POPULATION WITHIN CD:	1%	1%
CD RANK OF NUMBER OF PERSONS RECEIVING PUBLIC ASSISTANCE:	12	12
CD RANK OF NUMBER OF PERSONS RECEIVING MEDICAID:	12	12
CD RANK OF NUMBER OF PERSONS RECEIVING FOODSTAMPS:	12	12

CITY-WIDE COMPARISON

PERCENT OF CITY'S TOTAL POPULATION WITHIN CD (CENSUS 2000):	0%	
PERCENT OF CITY'S PUBLIC ASSISTANCE POPULATION WITHIN CD:	0%	0%
PERCENT OF CITY'S MEDICAID POPULATION WITHIN CD:	0%	0%
PERCENT OF CITY'S FOOD STAMP POPULATION WITHIN CD:	0%	0%
CD RANK OF NUMBER OF PERSONS RECEIVING PUBLIC ASSISTANCE:	57	58
CD RANK OF NUMBER OF PERSONS RECEIVING MEDICAID:	59	59
CD RANK OF NUMBER OF PERSONS RECEIVING FOODSTAMPS:	59	59

* SOURCES FOR MEDICAID DATA CHANGED AS OF JULY 2003

** INCLUDES TANF CASES CONVERTED TO SAFETY NET DUE TO 5-YEAR TIME LIMIT

HUMAN RESOURCES ADMINISTRATION
COMMUNITY DISTRICT DEMOGRAPHICS

BOROUGH: Manhattan
COMMUNITY DISTRICT: M02

CENSUS DATA 2000

<u>TOTAL POPULATION</u>	<u>93,119</u>
SINGLE RACE (NON HISPANIC)	85,969
WHITE	69,683
BLACK	2,266
ASIAN	13,583
PACIFIC ISLAND	39
AMERICAN INDIAN AND ALASKA NATIVE	74
OTHER	324
TWO OR MORE	1,860
HISPANIC	5,290
POPULATION 18 AND UNDER	7,668
NUMBER OF HOUSING UNITS	56,028
MEDIAN HOUSEHOLD INCOME	\$65,460
PERSONS BELOW POVERTY LEVEL	9,507
PERCENT BELOW POVERTY LEVEL	11%

INCOME SUPPORT DATA

	<u>AS OF 10/02</u>	<u>AS OF 10/03</u>
<u>PUBLIC ASSISTANCE</u>		
PUBLIC ASSISTANCE RECIPIENTS:	874	1,084
PUBLIC ASSISTANCE CASES:	809	1,013
<u>SSI</u>		
SSI RECIPIENTS:	1,828	1,787
<u>MEDICAID PROGRAM (MA) *</u>		
MEDICAID ONLY ENROLLEES:	4,116	5,457
TOTAL MA ENROLLEES:	7,063	8,397
<u>FOOD STAMPS</u>		
FOOD STAMPS FOR PERSONS RECEIVING		
PUBLIC ASSISTANCE:	851	1,132
FOOD STAMPS FOR PERSONS NOT RECEIVING		
PUBLIC ASSISTANCE AND SSI ONLY:	1,813	1,962
TOTAL FOOD STAMP RECIPIENTS:	2,664	3,094
FOOD STAMPS FOR HOUSEHOLDS RECEIVING		
PUBLIC ASSISTANCE:	751	995
FOOD STAMPS FOR HOUSEHOLDS NOT RECEIVING		
PUBLIC ASSISTANCE AND SSI ONLY:	1,448	1,545
TOTAL FOOD STAMP HOUSEHOLDS:	2,199	2,540

HUMAN RESOURCES ADMINISTRATION
COMMUNITY DISTRICT DEMOGRAPHICS

BREAKDOWN OF INCOME SUPPORT DATA IN: M02

<u>PUBLIC ASSISTANCE</u> (PERSONS)	<u>AS OF 10/02</u>	<u>AS OF 10/03</u>
FAMILY ASSISTANCE PROGRAM (TANF):	124	127
SAFETY NET ASSISTANCE (SNA)**:	761	969
CHILDREN ON PUBLIC ASSISTANCE:	153	163
ADULTS ON PUBLIC ASSISTANCE:	817	1,073

CHANGE FROM 2002 TO 2003

CHANGE IN NUMBER OF PERSONS RECEIVING PUBLIC ASSISTANCE FROM 10/02:	210
CHANGE IN NUMBER OF CASES RECEIVING PUBLIC ASSISTANCE FROM 10/02:	203
CHANGE IN NUMBER OF PERSONS RECEIVING FOODSTAMPS FROM 10/02:	429
CHANGE IN NUMBER OF HOUSEHOLDS RECEIVING FOODSTAMPS FROM 10/02:	341

CD COMPARISON

	<u>AS OF 10/02</u>	<u>AS OF 10/03</u>
PERCENT OF CD POPULATION RECEIVING PUBLIC ASSISTANCE:	1%	1%
PERCENT OF CD POPULATION RECEIVING MEDICAID:	8%	9%
PERCENT OF CD POPULATION RECEIVING FOOD STAMPS:	3%	3%

BOROUGH-WIDE COMPARISON

PERCENT OF BOROUGH'S TOTAL POPULATION WITHIN CD (CENSUS 2000):	6%	
PERCENT OF BOROUGH'S PUBLIC ASSISTANCE POPULATION WITHIN CD:	1%	2%
PERCENT OF BOROUGH'S MEDICAID POPULATION WITHIN CD:	2%	2%
PERCENT OF BOROUGH'S FOOD STAMP POPULATION WITHIN CD:	2%	2%
CD RANK OF NUMBER OF PERSONS RECEIVING PUBLIC ASSISTANCE:	10	9
CD RANK OF NUMBER OF PERSONS RECEIVING MEDICAID:	9	9
CD RANK OF NUMBER OF PERSONS RECEIVING FOODSTAMPS:	8	8

CITY-WIDE COMPARISON

PERCENT OF CITY'S TOTAL POPULATION WITHIN CD (CENSUS 2000):	1%	
PERCENT OF CITY'S PUBLIC ASSISTANCE POPULATION WITHIN CD:	0%	0%
PERCENT OF CITY'S MEDICAID POPULATION WITHIN CD:	0%	0%
PERCENT OF CITY'S FOOD STAMP POPULATION WITHIN CD:	0%	0%
CD RANK OF NUMBER OF PERSONS RECEIVING PUBLIC ASSISTANCE:	55	54
CD RANK OF NUMBER OF PERSONS RECEIVING MEDICAID:	56	56
CD RANK OF NUMBER OF PERSONS RECEIVING FOODSTAMPS:	54	54

* SOURCES FOR MEDICAID DATA CHANGED AS OF JULY 2003

** INCLUDES TANF CASES CONVERTED TO SAFETY NET DUE TO 5-YEAR TIME LIMIT

HUMAN RESOURCES ADMINISTRATION
COMMUNITY DISTRICT DEMOGRAPHICS

BOROUGH: Manhattan
COMMUNITY DISTRICT: M03

CENSUS DATA 2000

<u>TOTAL POPULATION</u>	<u>164,407</u>
SINGLE RACE (NON HISPANIC)	116,737
WHITE	46,396
BLACK	11,633
ASIAN	57,805
PACIFIC ISLAND	66
AMERICAN INDIAN AND ALASKA NATIVE	240
OTHER	597
TWO OR MORE	3,475
HISPANIC	44,195
POPULATION 18 AND UNDER	28,116
NUMBER OF HOUSING UNITS	72,681
MEDIAN HOUSEHOLD INCOME	\$28,745
PERSONS BELOW POVERTY LEVEL	45,226
PERCENT BELOW POVERTY LEVEL	28%

INCOME SUPPORT DATA

	<u>AS OF 10/02</u>	<u>AS OF 10/03</u>
<u>PUBLIC ASSISTANCE</u>		
PUBLIC ASSISTANCE RECIPIENTS:	6,448	6,890
PUBLIC ASSISTANCE CASES:	3,520	3,841
<u>SSI</u>		
SSI RECIPIENTS:	13,461	13,674
<u>MEDICAID PROGRAM (MA) *</u>		
MEDICAID ONLY ENROLLEES:	31,630	40,891
TOTAL MA ENROLLEES:	51,644	60,212
<u>FOOD STAMPS</u>		
FOOD STAMPS FOR PERSONS RECEIVING		
PUBLIC ASSISTANCE:	6,779	7,266
FOOD STAMPS FOR PERSONS NOT RECEIVING		
PUBLIC ASSISTANCE AND SSI ONLY:	10,423	12,118
TOTAL FOOD STAMP RECIPIENTS:	17,202	19,384
FOOD STAMPS FOR HOUSEHOLDS RECEIVING		
PUBLIC ASSISTANCE:	3,186	3,547
FOOD STAMPS FOR HOUSEHOLDS NOT RECEIVING		
PUBLIC ASSISTANCE AND SSI ONLY:	7,008	7,832
TOTAL FOOD STAMP HOUSEHOLDS:	10,194	11,379

HUMAN RESOURCES ADMINISTRATION
COMMUNITY DISTRICT DEMOGRAPHICS

BREAKDOWN OF INCOME SUPPORT DATA IN: M03

<u>PUBLIC ASSISTANCE</u> (PERSONS)	<u>AS OF 10/02</u>	<u>AS OF 10/03</u>
FAMILY ASSISTANCE PROGRAM (TANF):	2,827	2,883
SAFETY NET ASSISTANCE (SNA)**:	3,637	4,018
CHILDREN ON PUBLIC ASSISTANCE:	3,350	3,434
ADULTS ON PUBLIC ASSISTANCE:	3,207	3,623

CHANGE FROM 2002 TO 2003

CHANGE IN NUMBER OF PERSONS RECEIVING PUBLIC ASSISTANCE FROM 10/02:	442
CHANGE IN NUMBER OF CASES RECEIVING PUBLIC ASSISTANCE FROM 10/02:	322
CHANGE IN NUMBER OF PERSONS RECEIVING FOODSTAMPS FROM 10/02:	2,182
CHANGE IN NUMBER OF HOUSEHOLDS RECEIVING FOODSTAMPS FROM 10/02:	1,185

CD COMPARISON

	<u>AS OF 10/02</u>	<u>AS OF 10/03</u>
PERCENT OF CD POPULATION RECEIVING PUBLIC ASSISTANCE:	4%	4%
PERCENT OF CD POPULATION RECEIVING MEDICAID:	31%	37%
PERCENT OF CD POPULATION RECEIVING FOOD STAMPS:	10%	12%

BOROUGH-WIDE COMPARISON

PERCENT OF BOROUGH'S TOTAL POPULATION WITHIN CD (CENSUS 2000): 11%

PERCENT OF BOROUGH'S PUBLIC ASSISTANCE POPULATION WITHIN CD:	9%	10%
PERCENT OF BOROUGH'S MEDICAID POPULATION WITHIN CD:	15%	16%
PERCENT OF BOROUGH'S FOOD STAMP POPULATION WITHIN CD:	12%	13%
CD RANK OF NUMBER OF PERSONS RECEIVING PUBLIC ASSISTANCE:	5	5
CD RANK OF NUMBER OF PERSONS RECEIVING MEDICAID:	3	2
CD RANK OF NUMBER OF PERSONS RECEIVING FOODSTAMPS:	4	4

CITY-WIDE COMPARISON

PERCENT OF CITY'S TOTAL POPULATION WITHIN CD (CENSUS 2000): 2%

PERCENT OF CITY'S PUBLIC ASSISTANCE POPULATION WITHIN CD:	2%	2%
PERCENT OF CITY'S MEDICAID POPULATION WITHIN CD:	2%	3%
PERCENT OF CITY'S FOOD STAMP POPULATION WITHIN CD:	2%	2%
CD RANK OF NUMBER OF PERSONS RECEIVING PUBLIC ASSISTANCE:	25	24
CD RANK OF NUMBER OF PERSONS RECEIVING MEDICAID:	13	11
CD RANK OF NUMBER OF PERSONS RECEIVING FOODSTAMPS:	20	19

* SOURCES FOR MEDICAID DATA CHANGED AS OF JULY 2003

** INCLUDES TANF CASES CONVERTED TO SAFETY NET DUE TO 5-YEAR TIME LIMIT

HUMAN RESOURCES ADMINISTRATION
COMMUNITY DISTRICT DEMOGRAPHICS

BOROUGH: Manhattan
COMMUNITY DISTRICT: M04

CENSUS DATA 2000

<u>TOTAL POPULATION</u>	<u>87,479</u>
SINGLE RACE (NON HISPANIC)	66,946
WHITE	52,721
BLACK	6,402
ASIAN	7,181
PACIFIC ISLAND	47
AMERICAN INDIAN AND ALASKA NATIVE	166
OTHER	429
TWO OR MORE	2,305
HISPANIC	18,228
POPULATION 18 AND UNDER	7,979
NUMBER OF HOUSING UNITS	55,125
MEDIAN HOUSEHOLD INCOME	\$50,580
PERSONS BELOW POVERTY LEVEL	13,188
PERCENT BELOW POVERTY LEVEL	15%

INCOME SUPPORT DATA

	<u>AS OF 10/02</u>	<u>AS OF 10/03</u>
<u>PUBLIC ASSISTANCE</u>		
PUBLIC ASSISTANCE RECIPIENTS:	4,520	3,817
PUBLIC ASSISTANCE CASES:	3,370	2,783
<u>SSI</u>		
SSI RECIPIENTS:	4,382	4,395
<u>MEDICAID PROGRAM (MA) *</u>		
MEDICAID ONLY ENROLLEES:	9,355	10,113
TOTAL MA ENROLLEES:	18,808	18,571
<u>FOOD STAMPS</u>		
FOOD STAMPS FOR PERSONS RECEIVING		
PUBLIC ASSISTANCE:	2,602	2,896
FOOD STAMPS FOR PERSONS NOT RECEIVING		
PUBLIC ASSISTANCE AND SSI ONLY:	3,329	3,601
TOTAL FOOD STAMP RECIPIENTS:	5,931	6,497
FOOD STAMPS FOR HOUSEHOLDS RECEIVING		
PUBLIC ASSISTANCE:	1,448	1,679
FOOD STAMPS FOR HOUSEHOLDS NOT RECEIVING		
PUBLIC ASSISTANCE AND SSI ONLY:	2,709	2,852
TOTAL FOOD STAMP HOUSEHOLDS:	4,157	4,531

HUMAN RESOURCES ADMINISTRATION
COMMUNITY DISTRICT DEMOGRAPHICS

BREAKDOWN OF INCOME SUPPORT DATA IN: M04

<u>PUBLIC ASSISTANCE</u> (PERSONS)	<u>AS OF 10/02</u>	<u>AS OF 10/03</u>
FAMILY ASSISTANCE PROGRAM (TANF):	1,416	1,268
SAFETY NET ASSISTANCE (SNA)**:	3,140	2,563
CHILDREN ON PUBLIC ASSISTANCE:	1,482	1,261
ADULTS ON PUBLIC ASSISTANCE:	3,349	2,862

CHANGE FROM 2002 TO 2003

CHANGE IN NUMBER OF PERSONS RECEIVING PUBLIC ASSISTANCE FROM 10/02:	(703)
CHANGE IN NUMBER OF CASES RECEIVING PUBLIC ASSISTANCE FROM 10/02:	(587)
CHANGE IN NUMBER OF PERSONS RECEIVING FOODSTAMPS FROM 10/02:	566
CHANGE IN NUMBER OF HOUSEHOLDS RECEIVING FOODSTAMPS FROM 10/02:	373

CD COMPARISON

	<u>AS OF 10/02</u>	<u>AS OF 10/03</u>
PERCENT OF CD POPULATION RECEIVING PUBLIC ASSISTANCE:	5%	4%
PERCENT OF CD POPULATION RECEIVING MEDICAID:	21%	21%
PERCENT OF CD POPULATION RECEIVING FOOD STAMPS:	7%	7%

BOROUGH-WIDE COMPARISON

PERCENT OF BOROUGH'S TOTAL POPULATION WITHIN CD (CENSUS 2000):	6%	
PERCENT OF BOROUGH'S PUBLIC ASSISTANCE POPULATION WITHIN CD:	6%	5%
PERCENT OF BOROUGH'S MEDICAID POPULATION WITHIN CD:	5%	5%
PERCENT OF BOROUGH'S FOOD STAMP POPULATION WITHIN CD:	4%	4%
CD RANK OF NUMBER OF PERSONS RECEIVING PUBLIC ASSISTANCE:	7	7
CD RANK OF NUMBER OF PERSONS RECEIVING MEDICAID:	7	7
CD RANK OF NUMBER OF PERSONS RECEIVING FOODSTAMPS:	7	7

CITY-WIDE COMPARISON

PERCENT OF CITY'S TOTAL POPULATION WITHIN CD (CENSUS 2000):	1%	
PERCENT OF CITY'S PUBLIC ASSISTANCE POPULATION WITHIN CD:	1%	1%
PERCENT OF CITY'S MEDICAID POPULATION WITHIN CD:	1%	1%
PERCENT OF CITY'S FOOD STAMP POPULATION WITHIN CD:	1%	1%
CD RANK OF NUMBER OF PERSONS RECEIVING PUBLIC ASSISTANCE:	35	37
CD RANK OF NUMBER OF PERSONS RECEIVING MEDICAID:	48	50
CD RANK OF NUMBER OF PERSONS RECEIVING FOODSTAMPS:	48	48

* SOURCES FOR MEDICAID DATA CHANGED AS OF JULY 2003

** INCLUDES TANF CASES CONVERTED TO SAFETY NET DUE TO 5-YEAR TIME LIMIT

HUMAN RESOURCES ADMINISTRATION
COMMUNITY DISTRICT DEMOGRAPHICS

BOROUGH: Manhattan
COMMUNITY DISTRICT: M05

CENSUS DATA 2000

<u>TOTAL POPULATION</u>	<u>44,028</u>
SINGLE RACE (NON HISPANIC)	40,097
WHITE	31,813
BLACK	1,948
ASIAN	6,104
PACIFIC ISLAND	39
AMERICAN INDIAN AND ALASKA NATIVE	52
OTHER	141
TWO OR MORE	967
HISPANIC	2,964
POPULATION 18 AND UNDER	2,839
NUMBER OF HOUSING UNITS	30,588
MEDIAN HOUSEHOLD INCOME	\$69,075
PERSONS BELOW POVERTY LEVEL	4,593
PERCENT BELOW POVERTY LEVEL	11%

INCOME SUPPORT DATA

	<u>AS OF 10/02</u>	<u>AS OF 10/03</u>
<u>PUBLIC ASSISTANCE</u>		
PUBLIC ASSISTANCE RECIPIENTS:	1,878	1,544
PUBLIC ASSISTANCE CASES:	1,708	1,429
<u>SSI</u>		
SSI RECIPIENTS:	1,345	1,333
<u>MEDICAID PROGRAM (MA) *</u>		
MEDICAID ONLY ENROLLEES:	2,056	2,437
TOTAL MA ENROLLEES:	5,937	5,846
<u>FOOD STAMPS</u>		
FOOD STAMPS FOR PERSONS RECEIVING PUBLIC ASSISTANCE:	1,509	1,468
FOOD STAMPS FOR PERSONS NOT RECEIVING PUBLIC ASSISTANCE AND SSI ONLY:	921	985
TOTAL FOOD STAMP RECIPIENTS:	2,430	2,453
FOOD STAMPS FOR HOUSEHOLDS RECEIVING PUBLIC ASSISTANCE:	1,344	1,307
FOOD STAMPS FOR HOUSEHOLDS NOT RECEIVING PUBLIC ASSISTANCE AND SSI ONLY:	882	930
TOTAL FOOD STAMP HOUSEHOLDS:	2,227	2,237

HUMAN RESOURCES ADMINISTRATION
COMMUNITY DISTRICT DEMOGRAPHICS

BREAKDOWN OF INCOME SUPPORT DATA IN: M05

<u>PUBLIC ASSISTANCE</u> (PERSONS)	<u>AS OF 10/02</u>	<u>AS OF 10/03</u>
FAMILY ASSISTANCE PROGRAM (TANF):	301	238
SAFETY NET ASSISTANCE (SNA)**:	1,601	1,320
CHILDREN ON PUBLIC ASSISTANCE:	472	333
ADULTS ON PUBLIC ASSISTANCE:	1,573	1,396

CHANGE FROM 2002 TO 2003

CHANGE IN NUMBER OF PERSONS RECEIVING PUBLIC ASSISTANCE FROM 10/02:	(334)
CHANGE IN NUMBER OF CASES RECEIVING PUBLIC ASSISTANCE FROM 10/02:	(279)
CHANGE IN NUMBER OF PERSONS RECEIVING FOODSTAMPS FROM 10/02:	24
CHANGE IN NUMBER OF HOUSEHOLDS RECEIVING FOODSTAMPS FROM 10/02:	10

CD COMPARISON

	<u>AS OF 10/02</u>	<u>AS OF 10/03</u>
PERCENT OF CD POPULATION RECEIVING PUBLIC ASSISTANCE:	4%	4%
PERCENT OF CD POPULATION RECEIVING MEDICAID:	13%	13%
PERCENT OF CD POPULATION RECEIVING FOOD STAMPS:	6%	6%

BOROUGH-WIDE COMPARISON

PERCENT OF BOROUGH'S TOTAL POPULATION WITHIN CD (CENSUS 2000):	3%	
PERCENT OF BOROUGH'S PUBLIC ASSISTANCE POPULATION WITHIN CD:	3%	2%
PERCENT OF BOROUGH'S MEDICAID POPULATION WITHIN CD:	2%	2%
PERCENT OF BOROUGH'S FOOD STAMP POPULATION WITHIN CD:	2%	2%
CD RANK OF NUMBER OF PERSONS RECEIVING PUBLIC ASSISTANCE:	8	8
CD RANK OF NUMBER OF PERSONS RECEIVING MEDICAID:	11	11
CD RANK OF NUMBER OF PERSONS RECEIVING FOODSTAMPS:	10	11

CITY-WIDE COMPARISON

PERCENT OF CITY'S TOTAL POPULATION WITHIN CD (CENSUS 2000):	1%	
PERCENT OF CITY'S PUBLIC ASSISTANCE POPULATION WITHIN CD:	0%	0%
PERCENT OF CITY'S MEDICAID POPULATION WITHIN CD:	0%	0%
PERCENT OF CITY'S FOOD STAMP POPULATION WITHIN CD:	0%	0%
CD RANK OF NUMBER OF PERSONS RECEIVING PUBLIC ASSISTANCE:	49	52
CD RANK OF NUMBER OF PERSONS RECEIVING MEDICAID:	58	58
CD RANK OF NUMBER OF PERSONS RECEIVING FOODSTAMPS:	56	57

* SOURCES FOR MEDICAID DATA CHANGED AS OF JULY 2003

** INCLUDES TANF CASES CONVERTED TO SAFETY NET DUE TO 5-YEAR TIME LIMIT

HUMAN RESOURCES ADMINISTRATION
COMMUNITY DISTRICT DEMOGRAPHICS

BOROUGH: Manhattan
COMMUNITY DISTRICT: M06

CENSUS DATA 2000

<u>TOTAL POPULATION</u>	<u>136,152</u>
SINGLE RACE (NON HISPANIC)	124,102
WHITE	103,884
BLACK	5,241
ASIAN	14,404
PACIFIC ISLAND	54
AMERICAN INDIAN AND ALASKA NATIVE	123
OTHER	396
TWO OR MORE	2,474
HISPANIC	9,576
POPULATION 18 AND UNDER	10,306
NUMBER OF HOUSING UNITS	91,189
MEDIAN HOUSEHOLD INCOME	\$68,940
PERSONS BELOW POVERTY LEVEL	10,421
PERCENT BELOW POVERTY LEVEL	8%

INCOME SUPPORT DATA

	<u>AS OF 10/02</u>	<u>AS OF 10/03</u>
<u>PUBLIC ASSISTANCE</u>		
PUBLIC ASSISTANCE RECIPIENTS:	989	1,072
PUBLIC ASSISTANCE CASES:	869	928
<u>SSI</u>		
SSI RECIPIENTS:	1,670	1,720
<u>MEDICAID PROGRAM (MA) *</u>		
MEDICAID ONLY ENROLLEES:	3,487	4,511
TOTAL MA ENROLLEES:	6,297	7,313
<u>FOOD STAMPS</u>		
FOOD STAMPS FOR PERSONS RECEIVING PUBLIC ASSISTANCE:	866	1,140
FOOD STAMPS FOR PERSONS NOT RECEIVING PUBLIC ASSISTANCE AND SSI ONLY:	1,186	1,323
TOTAL FOOD STAMP RECIPIENTS:	2,052	2,463
FOOD STAMPS FOR HOUSEHOLDS RECEIVING PUBLIC ASSISTANCE:	649	885
FOOD STAMPS FOR HOUSEHOLDS NOT RECEIVING PUBLIC ASSISTANCE AND SSI ONLY:	1,025	1,124
TOTAL FOOD STAMP HOUSEHOLDS:	1,675	2,009

HUMAN RESOURCES ADMINISTRATION
COMMUNITY DISTRICT DEMOGRAPHICS

BREAKDOWN OF INCOME SUPPORT DATA IN: M06

<u>PUBLIC ASSISTANCE</u> (PERSONS)	<u>AS OF 10/02</u>	<u>AS OF 10/03</u>
FAMILY ASSISTANCE PROGRAM (TANF):	162	195
SAFETY NET ASSISTANCE (SNA)**:	841	883
CHILDREN ON PUBLIC ASSISTANCE:	178	226
ADULTS ON PUBLIC ASSISTANCE:	920	972

CHANGE FROM 2002 TO 2003

CHANGE IN NUMBER OF PERSONS RECEIVING PUBLIC ASSISTANCE FROM 10/02:	83
CHANGE IN NUMBER OF CASES RECEIVING PUBLIC ASSISTANCE FROM 10/02:	59
CHANGE IN NUMBER OF PERSONS RECEIVING FOODSTAMPS FROM 10/02:	411
CHANGE IN NUMBER OF HOUSEHOLDS RECEIVING FOODSTAMPS FROM 10/02:	335

CD COMPARISON

	<u>AS OF 10/02</u>	<u>AS OF 10/03</u>
PERCENT OF CD POPULATION RECEIVING PUBLIC ASSISTANCE:	1%	1%
PERCENT OF CD POPULATION RECEIVING MEDICAID:	5%	5%
PERCENT OF CD POPULATION RECEIVING FOOD STAMPS:	2%	2%

BOROUGH-WIDE COMPARISON

PERCENT OF BOROUGH'S TOTAL POPULATION WITHIN CD (CENSUS 2000):	9%	
PERCENT OF BOROUGH'S PUBLIC ASSISTANCE POPULATION WITHIN CD:	1%	2%
PERCENT OF BOROUGH'S MEDICAID POPULATION WITHIN CD:	2%	2%
PERCENT OF BOROUGH'S FOOD STAMP POPULATION WITHIN CD:	1%	2%
CD RANK OF NUMBER OF PERSONS RECEIVING PUBLIC ASSISTANCE:	9	10
CD RANK OF NUMBER OF PERSONS RECEIVING MEDICAID:	10	10
CD RANK OF NUMBER OF PERSONS RECEIVING FOODSTAMPS:	11	10

CITY-WIDE COMPARISON

PERCENT OF CITY'S TOTAL POPULATION WITHIN CD (CENSUS 2000):	2%	
PERCENT OF CITY'S PUBLIC ASSISTANCE POPULATION WITHIN CD:	0%	0%
PERCENT OF CITY'S MEDICAID POPULATION WITHIN CD:	0%	0%
PERCENT OF CITY'S FOOD STAMP POPULATION WITHIN CD:	0%	0%
CD RANK OF NUMBER OF PERSONS RECEIVING PUBLIC ASSISTANCE:	54	55
CD RANK OF NUMBER OF PERSONS RECEIVING MEDICAID:	57	57
CD RANK OF NUMBER OF PERSONS RECEIVING FOODSTAMPS:	57	56

* SOURCES FOR MEDICAID DATA CHANGED AS OF JULY 2003

** INCLUDES TANF CASES CONVERTED TO SAFETY NET DUE TO 5-YEAR TIME LIMIT

HUMAN RESOURCES ADMINISTRATION
COMMUNITY DISTRICT DEMOGRAPHICS

BOROUGH: Manhattan
COMMUNITY DISTRICT: M07

CENSUS DATA 2000

<u>TOTAL POPULATION</u>	<u>207,699</u>
SINGLE RACE (NON HISPANIC)	169,036
WHITE	137,652
BLACK	18,708
ASIAN	11,507
PACIFIC ISLAND	73
AMERICAN INDIAN AND ALASKA NATIVE	252
OTHER	844
TWO OR MORE	3,952
HISPANIC	34,711
POPULATION 18 AND UNDER	27,974
NUMBER OF HOUSING UNITS	120,504
MEDIAN HOUSEHOLD INCOME	\$64,125
PERSONS BELOW POVERTY LEVEL	22,337
PERCENT BELOW POVERTY LEVEL	11%

INCOME SUPPORT DATA

	<u>AS OF 10/02</u>	<u>AS OF 10/03</u>
<u>PUBLIC ASSISTANCE</u>		
PUBLIC ASSISTANCE RECIPIENTS:	4,834	5,226
PUBLIC ASSISTANCE CASES:	3,463	3,669
<u>SSI</u>		
SSI RECIPIENTS:	7,077	7,009
<u>MEDICAID PROGRAM (MA) *</u>		
MEDICAID ONLY ENROLLEES:	11,520	13,516
TOTAL MA ENROLLEES:	24,852	27,012
<u>FOOD STAMPS</u>		
FOOD STAMPS FOR PERSONS RECEIVING PUBLIC ASSISTANCE:	5,031	5,497
FOOD STAMPS FOR PERSONS NOT RECEIVING PUBLIC ASSISTANCE AND SSI ONLY:	5,077	5,669
TOTAL FOOD STAMP RECIPIENTS:	10,108	11,166
FOOD STAMPS FOR HOUSEHOLDS RECEIVING PUBLIC ASSISTANCE:	3,296	3,532
FOOD STAMPS FOR HOUSEHOLDS NOT RECEIVING PUBLIC ASSISTANCE AND SSI ONLY:	4,119	4,429
TOTAL FOOD STAMP HOUSEHOLDS:	7,415	7,960

HUMAN RESOURCES ADMINISTRATION
COMMUNITY DISTRICT DEMOGRAPHICS

BREAKDOWN OF INCOME SUPPORT DATA IN: M07

<u>PUBLIC ASSISTANCE</u> (PERSONS)	<u>AS OF 10/02</u>	<u>AS OF 10/03</u>
FAMILY ASSISTANCE PROGRAM (TANF):	1,566	1,804
SAFETY NET ASSISTANCE (SNA)**:	3,302	3,439
CHILDREN ON PUBLIC ASSISTANCE:	1,941	2,066
ADULTS ON PUBLIC ASSISTANCE:	3,127	3,465

CHANGE FROM 2002 TO 2003

CHANGE IN NUMBER OF PERSONS RECEIVING PUBLIC ASSISTANCE FROM 10/02:	393
CHANGE IN NUMBER OF CASES RECEIVING PUBLIC ASSISTANCE FROM 10/02:	205
CHANGE IN NUMBER OF PERSONS RECEIVING FOODSTAMPS FROM 10/02:	1,058
CHANGE IN NUMBER OF HOUSEHOLDS RECEIVING FOODSTAMPS FROM 10/02:	545

CD COMPARISON

	<u>AS OF 10/02</u>	<u>AS OF 10/03</u>
PERCENT OF CD POPULATION RECEIVING PUBLIC ASSISTANCE:	2%	3%
PERCENT OF CD POPULATION RECEIVING MEDICAID:	12%	13%
PERCENT OF CD POPULATION RECEIVING FOOD STAMPS:	5%	5%

BOROUGH-WIDE COMPARISON

PERCENT OF BOROUGH'S TOTAL POPULATION WITHIN CD (CENSUS 2000): 14%

PERCENT OF BOROUGH'S PUBLIC ASSISTANCE POPULATION WITHIN CD:	7%	7%
PERCENT OF BOROUGH'S MEDICAID POPULATION WITHIN CD:	7%	7%
PERCENT OF BOROUGH'S FOOD STAMP POPULATION WITHIN CD:	7%	7%
CD RANK OF NUMBER OF PERSONS RECEIVING PUBLIC ASSISTANCE:	6	6
CD RANK OF NUMBER OF PERSONS RECEIVING MEDICAID:	6	6
CD RANK OF NUMBER OF PERSONS RECEIVING FOODSTAMPS:	6	6

CITY-WIDE COMPARISON

PERCENT OF CITY'S TOTAL POPULATION WITHIN CD (CENSUS 2000): 3%

PERCENT OF CITY'S PUBLIC ASSISTANCE POPULATION WITHIN CD:	1%	1%
PERCENT OF CITY'S MEDICAID POPULATION WITHIN CD:	1%	1%
PERCENT OF CITY'S FOOD STAMP POPULATION WITHIN CD:	1%	1%
CD RANK OF NUMBER OF PERSONS RECEIVING PUBLIC ASSISTANCE:	33	31
CD RANK OF NUMBER OF PERSONS RECEIVING MEDICAID:	42	42
CD RANK OF NUMBER OF PERSONS RECEIVING FOODSTAMPS:	36	36

* SOURCES FOR MEDICAID DATA CHANGED AS OF JULY 2003

** INCLUDES TANF CASES CONVERTED TO SAFETY NET DUE TO 5-YEAR TIME LIMIT

HUMAN RESOURCES ADMINISTRATION
COMMUNITY DISTRICT DEMOGRAPHICS

BOROUGH: Manhattan
COMMUNITY DISTRICT: M08

CENSUS DATA 2000

<u>TOTAL POPULATION</u>	<u>217,063</u>
SINGLE RACE (NON HISPANIC)	200,784
WHITE	179,355
BLACK	6,907
ASIAN	13,702
PACIFIC ISLAND	76
AMERICAN INDIAN AND ALASKA NATIVE	126
OTHER	618
TWO OR MORE	3,253
HISPANIC	13,026
POPULATION 18 AND UNDER	26,269
NUMBER OF HOUSING UNITS	135,898
MEDIAN HOUSEHOLD INCOME	\$74,130
PERSONS BELOW POVERTY LEVEL	13,974
PERCENT BELOW POVERTY LEVEL	7%

INCOME SUPPORT DATA

	<u>AS OF 10/02</u>	<u>AS OF 10/03</u>
<u>PUBLIC ASSISTANCE</u>		
PUBLIC ASSISTANCE RECIPIENTS:	798	846
PUBLIC ASSISTANCE CASES:	539	600
<u>SSI</u>		
SSI RECIPIENTS:	2,821	2,831
<u>MEDICAID PROGRAM (MA) *</u>		
MEDICAID ONLY ENROLLEES:	4,382	5,505
TOTAL MA ENROLLEES:	9,570	10,623
<u>FOOD STAMPS</u>		
FOOD STAMPS FOR PERSONS RECEIVING		
PUBLIC ASSISTANCE:	794	931
FOOD STAMPS FOR PERSONS NOT RECEIVING		
PUBLIC ASSISTANCE AND SSI ONLY:	1,702	1,793
TOTAL FOOD STAMP RECIPIENTS:	2,496	2,725
FOOD STAMPS FOR HOUSEHOLDS RECEIVING		
PUBLIC ASSISTANCE:	479	579
FOOD STAMPS FOR HOUSEHOLDS NOT RECEIVING		
PUBLIC ASSISTANCE AND SSI ONLY:	1,408	1,469
TOTAL FOOD STAMP HOUSEHOLDS:	1,887	2,048

HUMAN RESOURCES ADMINISTRATION
COMMUNITY DISTRICT DEMOGRAPHICS

BREAKDOWN OF INCOME SUPPORT DATA IN: M08

<u>PUBLIC ASSISTANCE</u> (PERSONS)	<u>AS OF 10/02</u>	<u>AS OF 10/03</u>
FAMILY ASSISTANCE PROGRAM (TANF):	318	336
SAFETY NET ASSISTANCE (SNA)**:	484	511
CHILDREN ON PUBLIC ASSISTANCE:	313	308
ADULTS ON PUBLIC ASSISTANCE:	527	596

CHANGE FROM 2002 TO 2003

CHANGE IN NUMBER OF PERSONS RECEIVING PUBLIC ASSISTANCE FROM 10/02:	48
CHANGE IN NUMBER OF CASES RECEIVING PUBLIC ASSISTANCE FROM 10/02:	61
CHANGE IN NUMBER OF PERSONS RECEIVING FOODSTAMPS FROM 10/02:	229
CHANGE IN NUMBER OF HOUSEHOLDS RECEIVING FOODSTAMPS FROM 10/02:	161

CD COMPARISON

	<u>AS OF 10/02</u>	<u>AS OF 10/03</u>
PERCENT OF CD POPULATION RECEIVING PUBLIC ASSISTANCE:	0%	0%
PERCENT OF CD POPULATION RECEIVING MEDICAID:	4%	5%
PERCENT OF CD POPULATION RECEIVING FOOD STAMPS:	1%	1%

BOROUGH-WIDE COMPARISON

PERCENT OF BOROUGH'S TOTAL POPULATION WITHIN CD (CENSUS 2000): 14%

PERCENT OF BOROUGH'S PUBLIC ASSISTANCE POPULATION WITHIN CD:	1%	1%
PERCENT OF BOROUGH'S MEDICAID POPULATION WITHIN CD:	3%	3%
PERCENT OF BOROUGH'S FOOD STAMP POPULATION WITHIN CD:	2%	2%
CD RANK OF NUMBER OF PERSONS RECEIVING PUBLIC ASSISTANCE:	11	11
CD RANK OF NUMBER OF PERSONS RECEIVING MEDICAID:	8	8
CD RANK OF NUMBER OF PERSONS RECEIVING FOODSTAMPS:	9	9

CITY-WIDE COMPARISON

PERCENT OF CITY'S TOTAL POPULATION WITHIN CD (CENSUS 2000): 3%

PERCENT OF CITY'S PUBLIC ASSISTANCE POPULATION WITHIN CD:	0%	0%
PERCENT OF CITY'S MEDICAID POPULATION WITHIN CD:	0%	0%
PERCENT OF CITY'S FOOD STAMP POPULATION WITHIN CD:	0%	0%
CD RANK OF NUMBER OF PERSONS RECEIVING PUBLIC ASSISTANCE:	56	56
CD RANK OF NUMBER OF PERSONS RECEIVING MEDICAID:	53	53
CD RANK OF NUMBER OF PERSONS RECEIVING FOODSTAMPS:	55	55

* SOURCES FOR MEDICAID DATA CHANGED AS OF JULY 2003

** INCLUDES TANF CASES CONVERTED TO SAFETY NET DUE TO 5-YEAR TIME LIMIT

HUMAN RESOURCES ADMINISTRATION
COMMUNITY DISTRICT DEMOGRAPHICS

BOROUGH: Manhattan
COMMUNITY DISTRICT: M09

CENSUS DATA 2000

<u>TOTAL POPULATION</u>	<u>111,724</u>
SINGLE RACE (NON HISPANIC)	61,182
WHITE	19,837
BLACK	34,924
ASIAN	5,696
PACIFIC ISLAND	55
AMERICAN INDIAN AND ALASKA NATIVE	272
OTHER	398
TWO OR MORE	2,309
HISPANIC	48,233
POPULATION 18 AND UNDER	24,753
NUMBER OF HOUSING UNITS	42,695
MEDIAN HOUSEHOLD INCOME	\$27,365
PERSONS BELOW POVERTY LEVEL	32,342
PERCENT BELOW POVERTY LEVEL	32%

INCOME SUPPORT DATA

	<u>AS OF 10/02</u>	<u>AS OF 10/03</u>
<u>PUBLIC ASSISTANCE</u>		
PUBLIC ASSISTANCE RECIPIENTS:	8,676	9,061
PUBLIC ASSISTANCE CASES:	4,282	4,511
<u>SSI</u>		
SSI RECIPIENTS:	7,277	7,291
<u>MEDICAID PROGRAM (MA) *</u>		
MEDICAID ONLY ENROLLEES:	22,108	26,099
TOTAL MA ENROLLEES:	38,705	42,398
<u>FOOD STAMPS</u>		
FOOD STAMPS FOR PERSONS RECEIVING		
PUBLIC ASSISTANCE:	8,464	9,239
FOOD STAMPS FOR PERSONS NOT RECEIVING		
PUBLIC ASSISTANCE AND SSI ONLY:	7,851	8,962
TOTAL FOOD STAMP RECIPIENTS:	16,315	18,202
FOOD STAMPS FOR HOUSEHOLDS RECEIVING		
PUBLIC ASSISTANCE:	3,896	4,112
FOOD STAMPS FOR HOUSEHOLDS NOT RECEIVING		
PUBLIC ASSISTANCE AND SSI ONLY:	5,102	5,505
TOTAL FOOD STAMP HOUSEHOLDS:	8,998	9,617

HUMAN RESOURCES ADMINISTRATION
COMMUNITY DISTRICT DEMOGRAPHICS

BREAKDOWN OF INCOME SUPPORT DATA IN: M09

<u>PUBLIC ASSISTANCE</u> (PERSONS)	<u>AS OF 10/02</u>	<u>AS OF 10/03</u>
FAMILY ASSISTANCE PROGRAM (TANF):	4,337	4,418
SAFETY NET ASSISTANCE (SNA)**:	4,338	4,641
CHILDREN ON PUBLIC ASSISTANCE:	5,106	5,250
ADULTS ON PUBLIC ASSISTANCE:	3,552	3,783

CHANGE FROM 2002 TO 2003

CHANGE IN NUMBER OF PERSONS RECEIVING PUBLIC ASSISTANCE FROM 10/02:	385
CHANGE IN NUMBER OF CASES RECEIVING PUBLIC ASSISTANCE FROM 10/02:	229
CHANGE IN NUMBER OF PERSONS RECEIVING FOODSTAMPS FROM 10/02:	1,887
CHANGE IN NUMBER OF HOUSEHOLDS RECEIVING FOODSTAMPS FROM 10/02:	619

CD COMPARISON

	<u>AS OF 10/02</u>	<u>AS OF 10/03</u>
PERCENT OF CD POPULATION RECEIVING PUBLIC ASSISTANCE:	8%	8%
PERCENT OF CD POPULATION RECEIVING MEDICAID:	35%	38%
PERCENT OF CD POPULATION RECEIVING FOOD STAMPS:	15%	16%

BOROUGH-WIDE COMPARISON

PERCENT OF BOROUGH'S TOTAL POPULATION WITHIN CD (CENSUS 2000):	7%	
PERCENT OF BOROUGH'S PUBLIC ASSISTANCE POPULATION WITHIN CD:	12%	13%
PERCENT OF BOROUGH'S MEDICAID POPULATION WITHIN CD:	11%	11%
PERCENT OF BOROUGH'S FOOD STAMP POPULATION WITHIN CD:	12%	12%
CD RANK OF NUMBER OF PERSONS RECEIVING PUBLIC ASSISTANCE:	4	4
CD RANK OF NUMBER OF PERSONS RECEIVING MEDICAID:	5	5
CD RANK OF NUMBER OF PERSONS RECEIVING FOODSTAMPS:	5	5

CITY-WIDE COMPARISON

PERCENT OF CITY'S TOTAL POPULATION WITHIN CD (CENSUS 2000):	1%	
PERCENT OF CITY'S PUBLIC ASSISTANCE POPULATION WITHIN CD:	2%	2%
PERCENT OF CITY'S MEDICAID POPULATION WITHIN CD:	2%	2%
PERCENT OF CITY'S FOOD STAMP POPULATION WITHIN CD:	2%	2%
CD RANK OF NUMBER OF PERSONS RECEIVING PUBLIC ASSISTANCE:	20	19
CD RANK OF NUMBER OF PERSONS RECEIVING MEDICAID:	26	28
CD RANK OF NUMBER OF PERSONS RECEIVING FOODSTAMPS:	22	22

* SOURCES FOR MEDICAID DATA CHANGED AS OF JULY 2003

** INCLUDES TANF CASES CONVERTED TO SAFETY NET DUE TO 5-YEAR TIME LIMIT

HUMAN RESOURCES ADMINISTRATION
COMMUNITY DISTRICT DEMOGRAPHICS

BOROUGH: Manhattan
COMMUNITY DISTRICT: M10

CENSUS DATA 2000

<u>TOTAL POPULATION</u>	<u>107,109</u>
SINGLE RACE (NON HISPANIC)	86,444
WHITE	2,189
BLACK	82,750
ASIAN	905
PACIFIC ISLAND	33
AMERICAN INDIAN AND ALASKA NATIVE	372
OTHER	195
TWO OR MORE	2,646
HISPANIC	18,019
POPULATION 18 AND UNDER	29,573
NUMBER OF HOUSING UNITS	53,261
MEDIAN HOUSEHOLD INCOME	\$19,920
PERSONS BELOW POVERTY LEVEL	38,739
PERCENT BELOW POVERTY LEVEL	37%

INCOME SUPPORT DATA

	<u>AS OF 10/02</u>	<u>AS OF 10/03</u>
<u>PUBLIC ASSISTANCE</u>		
PUBLIC ASSISTANCE RECIPIENTS:	11,528	11,885
PUBLIC ASSISTANCE CASES:	5,917	6,217
<u>SSI</u>		
SSI RECIPIENTS:	8,835	8,857
<u>MEDICAID PROGRAM (MA) *</u>		
MEDICAID ONLY ENROLLEES:	22,658	26,337
TOTAL MA ENROLLEES:	44,277	47,692
<u>FOOD STAMPS</u>		
FOOD STAMPS FOR PERSONS RECEIVING PUBLIC ASSISTANCE:	11,665	12,153
FOOD STAMPS FOR PERSONS NOT RECEIVING PUBLIC ASSISTANCE AND SSI ONLY:	7,922	9,253
TOTAL FOOD STAMP RECIPIENTS:	19,587	21,407
FOOD STAMPS FOR HOUSEHOLDS RECEIVING PUBLIC ASSISTANCE:	5,317	5,604
FOOD STAMPS FOR HOUSEHOLDS NOT RECEIVING PUBLIC ASSISTANCE AND SSI ONLY:	5,304	5,913
TOTAL FOOD STAMP HOUSEHOLDS:	10,621	11,517

HUMAN RESOURCES ADMINISTRATION
COMMUNITY DISTRICT DEMOGRAPHICS

BREAKDOWN OF INCOME SUPPORT DATA IN: M10

<u>PUBLIC ASSISTANCE</u> (PERSONS)	<u>AS OF 10/02</u>	<u>AS OF 10/03</u>
FAMILY ASSISTANCE PROGRAM (TANF):	5,564	5,253
SAFETY NET ASSISTANCE (SNA)**:	5,971	6,642
CHILDREN ON PUBLIC ASSISTANCE:	6,337	6,340
ADULTS ON PUBLIC ASSISTANCE:	5,289	5,694

CHANGE FROM 2002 TO 2003

CHANGE IN NUMBER OF PERSONS RECEIVING PUBLIC ASSISTANCE FROM 10/02:	357
CHANGE IN NUMBER OF CASES RECEIVING PUBLIC ASSISTANCE FROM 10/02:	300
CHANGE IN NUMBER OF PERSONS RECEIVING FOODSTAMPS FROM 10/02:	1,820
CHANGE IN NUMBER OF HOUSEHOLDS RECEIVING FOODSTAMPS FROM 10/02:	896

CD COMPARISON

	<u>AS OF 10/02</u>	<u>AS OF 10/03</u>
PERCENT OF CD POPULATION RECEIVING PUBLIC ASSISTANCE:	11%	11%
PERCENT OF CD POPULATION RECEIVING MEDICAID:	41%	45%
PERCENT OF CD POPULATION RECEIVING FOOD STAMPS:	18%	20%

BOROUGH-WIDE COMPARISON

PERCENT OF BOROUGH'S TOTAL POPULATION WITHIN CD (CENSUS 2000):	7%	
PERCENT OF BOROUGH'S PUBLIC ASSISTANCE POPULATION WITHIN CD:	16%	17%
PERCENT OF BOROUGH'S MEDICAID POPULATION WITHIN CD:	13%	12%
PERCENT OF BOROUGH'S FOOD STAMP POPULATION WITHIN CD:	14%	14%
CD RANK OF NUMBER OF PERSONS RECEIVING PUBLIC ASSISTANCE:	3	3
CD RANK OF NUMBER OF PERSONS RECEIVING MEDICAID:	4	4
CD RANK OF NUMBER OF PERSONS RECEIVING FOODSTAMPS:	3	3

CITY-WIDE COMPARISON

PERCENT OF CITY'S TOTAL POPULATION WITHIN CD (CENSUS 2000):	1%	
PERCENT OF CITY'S PUBLIC ASSISTANCE POPULATION WITHIN CD:	3%	3%
PERCENT OF CITY'S MEDICAID POPULATION WITHIN CD:	2%	2%
PERCENT OF CITY'S FOOD STAMP POPULATION WITHIN CD:	2%	2%
CD RANK OF NUMBER OF PERSONS RECEIVING PUBLIC ASSISTANCE:	14	14
CD RANK OF NUMBER OF PERSONS RECEIVING MEDICAID:	16	20
CD RANK OF NUMBER OF PERSONS RECEIVING FOODSTAMPS:	16	17

* SOURCES FOR MEDICAID DATA CHANGED AS OF JULY 2003

** INCLUDES TANF CASES CONVERTED TO SAFETY NET DUE TO 5-YEAR TIME LIMIT

HUMAN RESOURCES ADMINISTRATION
COMMUNITY DISTRICT DEMOGRAPHICS

BOROUGH: Manhattan
COMMUNITY DISTRICT: M11

CENSUS DATA 2000

<u>TOTAL POPULATION</u>	<u>117,743</u>
SINGLE RACE (NON HISPANIC)	54,436
WHITE	8,565
BLACK	42,062
ASIAN	3,163
PACIFIC ISLAND	22
AMERICAN INDIAN AND ALASKA NATIVE	240
OTHER	384
TWO OR MORE	1,964
HISPANIC	61,343
POPULATION 18 AND UNDER	32,400
NUMBER OF HOUSING UNITS	45,964
MEDIAN HOUSEHOLD INCOME	\$21,295
PERSONS BELOW POVERTY LEVEL	42,057
PERCENT BELOW POVERTY LEVEL	37%

INCOME SUPPORT DATA

	<u>AS OF 10/02</u>	<u>AS OF 10/03</u>
<u>PUBLIC ASSISTANCE</u>		
PUBLIC ASSISTANCE RECIPIENTS:	13,450	14,609
PUBLIC ASSISTANCE CASES:	7,188	7,962
<u>SSI</u>		
SSI RECIPIENTS:	12,233	12,183
<u>MEDICAID PROGRAM (MA) *</u>		
MEDICAID ONLY ENROLLEES:	25,631	29,169
TOTAL MA ENROLLEES:	54,141	58,387
<u>FOOD STAMPS</u>		
FOOD STAMPS FOR PERSONS RECEIVING		
PUBLIC ASSISTANCE:	13,412	14,388
FOOD STAMPS FOR PERSONS NOT RECEIVING		
PUBLIC ASSISTANCE AND SSI ONLY:	9,062	10,248
TOTAL FOOD STAMP RECIPIENTS:	22,474	24,636
FOOD STAMPS FOR HOUSEHOLDS RECEIVING		
PUBLIC ASSISTANCE:	6,172	6,654
FOOD STAMPS FOR HOUSEHOLDS NOT RECEIVING		
PUBLIC ASSISTANCE AND SSI ONLY:	5,615	6,163
TOTAL FOOD STAMP HOUSEHOLDS:	11,787	12,818

HUMAN RESOURCES ADMINISTRATION
COMMUNITY DISTRICT DEMOGRAPHICS

BREAKDOWN OF INCOME SUPPORT DATA IN: M11

<u>PUBLIC ASSISTANCE</u> (PERSONS)	<u>AS OF 10/02</u>	<u>AS OF 10/03</u>
FAMILY ASSISTANCE PROGRAM (TANF):	6,527	6,625
SAFETY NET ASSISTANCE (SNA)**:	6,928	7,992
CHILDREN ON PUBLIC ASSISTANCE:	7,578	7,976
ADULTS ON PUBLIC ASSISTANCE:	5,934	6,755

CHANGE FROM 2002 TO 2003

CHANGE IN NUMBER OF PERSONS RECEIVING PUBLIC ASSISTANCE FROM 10/02:	1,159
CHANGE IN NUMBER OF CASES RECEIVING PUBLIC ASSISTANCE FROM 10/02:	774
CHANGE IN NUMBER OF PERSONS RECEIVING FOODSTAMPS FROM 10/02:	2,162
CHANGE IN NUMBER OF HOUSEHOLDS RECEIVING FOODSTAMPS FROM 10/02:	1,031

CD COMPARISON

	<u>AS OF 10/02</u>	<u>AS OF 10/03</u>
PERCENT OF CD POPULATION RECEIVING PUBLIC ASSISTANCE:	11%	12%
PERCENT OF CD POPULATION RECEIVING MEDICAID:	46%	50%
PERCENT OF CD POPULATION RECEIVING FOOD STAMPS:	19%	21%

BOROUGH-WIDE COMPARISON

PERCENT OF BOROUGH'S TOTAL POPULATION WITHIN CD (CENSUS 2000):	8%	
PERCENT OF BOROUGH'S PUBLIC ASSISTANCE POPULATION WITHIN CD:	19%	21%
PERCENT OF BOROUGH'S MEDICAID POPULATION WITHIN CD:	15%	15%
PERCENT OF BOROUGH'S FOOD STAMP POPULATION WITHIN CD:	16%	16%
CD RANK OF NUMBER OF PERSONS RECEIVING PUBLIC ASSISTANCE:	2	1
CD RANK OF NUMBER OF PERSONS RECEIVING MEDICAID:	2	3
CD RANK OF NUMBER OF PERSONS RECEIVING FOODSTAMPS:	2	2

CITY-WIDE COMPARISON

PERCENT OF CITY'S TOTAL POPULATION WITHIN CD (CENSUS 2000):	1%	
PERCENT OF CITY'S PUBLIC ASSISTANCE POPULATION WITHIN CD:	3%	3%
PERCENT OF CITY'S MEDICAID POPULATION WITHIN CD:	3%	2%
PERCENT OF CITY'S FOOD STAMP POPULATION WITHIN CD:	3%	3%
CD RANK OF NUMBER OF PERSONS RECEIVING PUBLIC ASSISTANCE:	10	8
CD RANK OF NUMBER OF PERSONS RECEIVING MEDICAID:	11	13
CD RANK OF NUMBER OF PERSONS RECEIVING FOODSTAMPS:	11	11

* SOURCES FOR MEDICAID DATA CHANGED AS OF JULY 2003

** INCLUDES TANF CASES CONVERTED TO SAFETY NET DUE TO 5-YEAR TIME LIMIT

HUMAN RESOURCES ADMINISTRATION
COMMUNITY DISTRICT DEMOGRAPHICS

BOROUGH: Manhattan
COMMUNITY DISTRICT: M12

CENSUS DATA 2000

<u>TOTAL POPULATION</u>	<u>208,414</u>
SINGLE RACE (NON HISPANIC)	51,264
WHITE	28,242
BLACK	17,480
ASIAN	4,258
PACIFIC ISLAND	52
AMERICAN INDIAN AND ALASKA NATIVE	505
OTHER	727
TWO OR MORE	2,736
HISPANIC	154,414
POPULATION 18 AND UNDER	53,683
NUMBER OF HOUSING UNITS	73,230
MEDIAN HOUSEHOLD INCOME	\$28,865
PERSONS BELOW POVERTY LEVEL	60,775
PERCENT BELOW POVERTY LEVEL	30%

INCOME SUPPORT DATA

	<u>AS OF 10/02</u>	<u>AS OF 10/03</u>
<u>PUBLIC ASSISTANCE</u>		
PUBLIC ASSISTANCE RECIPIENTS:	15,092	14,418
PUBLIC ASSISTANCE CASES:	6,998	6,908
<u>SSI</u>		
SSI RECIPIENTS:	17,187	17,253
<u>MEDICAID PROGRAM (MA) *</u>		
MEDICAID ONLY ENROLLEES:	54,889	65,773
TOTAL MA ENROLLEES:	87,334	95,382
<u>FOOD STAMPS</u>		
FOOD STAMPS FOR PERSONS RECEIVING PUBLIC ASSISTANCE:	14,421	15,190
FOOD STAMPS FOR PERSONS NOT RECEIVING PUBLIC ASSISTANCE AND SSI ONLY:	22,217	24,803
TOTAL FOOD STAMP RECIPIENTS:	36,638	39,993
FOOD STAMPS FOR HOUSEHOLDS RECEIVING PUBLIC ASSISTANCE:	6,476	6,518
FOOD STAMPS FOR HOUSEHOLDS NOT RECEIVING PUBLIC ASSISTANCE AND SSI ONLY:	14,258	14,946
TOTAL FOOD STAMP HOUSEHOLDS:	20,735	21,464

HUMAN RESOURCES ADMINISTRATION
COMMUNITY DISTRICT DEMOGRAPHICS

BREAKDOWN OF INCOME SUPPORT DATA IN: M12

<u>PUBLIC ASSISTANCE</u> (PERSONS)	<u>AS OF 10/02</u>	<u>AS OF 10/03</u>
FAMILY ASSISTANCE PROGRAM (TANF):	7,669	6,923
SAFETY NET ASSISTANCE (SNA)**:	7,416	7,492
CHILDREN ON PUBLIC ASSISTANCE:	9,219	8,539
ADULTS ON PUBLIC ASSISTANCE:	5,752	5,779

CHANGE FROM 2002 TO 2003

CHANGE IN NUMBER OF PERSONS RECEIVING PUBLIC ASSISTANCE FROM 10/02:	(674)
CHANGE IN NUMBER OF CASES RECEIVING PUBLIC ASSISTANCE FROM 10/02:	(90)
CHANGE IN NUMBER OF PERSONS RECEIVING FOODSTAMPS FROM 10/02:	3,355
CHANGE IN NUMBER OF HOUSEHOLDS RECEIVING FOODSTAMPS FROM 10/02:	729

CD COMPARISON

	<u>AS OF 10/02</u>	<u>AS OF 10/03</u>
PERCENT OF CD POPULATION RECEIVING PUBLIC ASSISTANCE:	7%	7%
PERCENT OF CD POPULATION RECEIVING MEDICAID:	42%	46%
PERCENT OF CD POPULATION RECEIVING FOOD STAMPS:	18%	19%

BOROUGH-WIDE COMPARISON

PERCENT OF BOROUGH'S TOTAL POPULATION WITHIN CD (CENSUS 2000): 14%

PERCENT OF BOROUGH'S PUBLIC ASSISTANCE POPULATION WITHIN CD:	22%	20%
PERCENT OF BOROUGH'S MEDICAID POPULATION WITHIN CD:	25%	25%
PERCENT OF BOROUGH'S FOOD STAMP POPULATION WITHIN CD:	26%	26%
CD RANK OF NUMBER OF PERSONS RECEIVING PUBLIC ASSISTANCE:	1	2
CD RANK OF NUMBER OF PERSONS RECEIVING MEDICAID:	1	1
CD RANK OF NUMBER OF PERSONS RECEIVING FOODSTAMPS:	1	1

CITY-WIDE COMPARISON

PERCENT OF CITY'S TOTAL POPULATION WITHIN CD (CENSUS 2000): 3%

PERCENT OF CITY'S PUBLIC ASSISTANCE POPULATION WITHIN CD:	4%	3%
PERCENT OF CITY'S MEDICAID POPULATION WITHIN CD:	4%	4%
PERCENT OF CITY'S FOOD STAMP POPULATION WITHIN CD:	4%	4%
CD RANK OF NUMBER OF PERSONS RECEIVING PUBLIC ASSISTANCE:	7	10
CD RANK OF NUMBER OF PERSONS RECEIVING MEDICAID:	1	1
CD RANK OF NUMBER OF PERSONS RECEIVING FOODSTAMPS:	1	1

* SOURCES FOR MEDICAID DATA CHANGED AS OF JULY 2003

** INCLUDES TANF CASES CONVERTED TO SAFETY NET DUE TO 5-YEAR TIME LIMIT

HUMAN RESOURCES ADMINISTRATION
COMMUNITY DISTRICT DEMOGRAPHICS

BOROUGH: Queens
COMMUNITY DISTRICT: Q01

CENSUS DATA 2000

<u>TOTAL POPULATION</u>	<u>211,220</u>
SINGLE RACE (NON HISPANIC)	141,160
WHITE	88,606
BLACK	21,581
ASIAN	27,283
PACIFIC ISLAND	116
AMERICAN INDIAN AND ALASKA NATIVE	475
OTHER	3,099
TWO OR MORE	12,368
HISPANIC	57,692
POPULATION 18 AND UNDER	40,115
NUMBER OF HOUSING UNITS	80,506
MEDIAN HOUSEHOLD INCOME	\$35,750
PERSONS BELOW POVERTY LEVEL	39,765
PERCENT BELOW POVERTY LEVEL	20%

INCOME SUPPORT DATA

	<u>AS OF 10/02</u>	<u>AS OF 10/03</u>
<u>PUBLIC ASSISTANCE</u>		
PUBLIC ASSISTANCE RECIPIENTS:	5,326	5,284
PUBLIC ASSISTANCE CASES:	2,689	2,738
<u>SSI</u>		
SSI RECIPIENTS:	6,674	6,705
<u>MEDICAID PROGRAM (MA) *</u>		
MEDICAID ONLY ENROLLEES:	28,204	35,086
TOTAL MA ENROLLEES:	39,432	45,077
<u>FOOD STAMPS</u>		
FOOD STAMPS FOR PERSONS RECEIVING		
PUBLIC ASSISTANCE:	5,412	5,429
FOOD STAMPS FOR PERSONS NOT RECEIVING		
PUBLIC ASSISTANCE AND SSI ONLY:	6,501	7,603
TOTAL FOOD STAMP RECIPIENTS:	11,913	13,032
FOOD STAMPS FOR HOUSEHOLDS RECEIVING		
PUBLIC ASSISTANCE:	2,357	2,390
FOOD STAMPS FOR HOUSEHOLDS NOT RECEIVING		
PUBLIC ASSISTANCE AND SSI ONLY:	4,164	4,685
TOTAL FOOD STAMP HOUSEHOLDS:	6,521	7,075

HUMAN RESOURCES ADMINISTRATION
COMMUNITY DISTRICT DEMOGRAPHICS

BREAKDOWN OF INCOME SUPPORT DATA IN: Q01

<u>PUBLIC ASSISTANCE</u> (PERSONS)	<u>AS OF 10/02</u>	<u>AS OF 10/03</u>
FAMILY ASSISTANCE PROGRAM (TANF):	2,702	2,522
SAFETY NET ASSISTANCE (SNA)**:	2,622	2,762
CHILDREN ON PUBLIC ASSISTANCE:	3,044	2,920
ADULTS ON PUBLIC ASSISTANCE:	2,296	2,397

CHANGE FROM 2002 TO 2003

CHANGE IN NUMBER OF PERSONS RECEIVING PUBLIC ASSISTANCE FROM 10/02:	(41)
CHANGE IN NUMBER OF CASES RECEIVING PUBLIC ASSISTANCE FROM 10/02:	48
CHANGE IN NUMBER OF PERSONS RECEIVING FOODSTAMPS FROM 10/02:	1,119
CHANGE IN NUMBER OF HOUSEHOLDS RECEIVING FOODSTAMPS FROM 10/02:	554

CD COMPARISON

	<u>AS OF 10/02</u>	<u>AS OF 10/03</u>
PERCENT OF CD POPULATION RECEIVING PUBLIC ASSISTANCE:	3%	3%
PERCENT OF CD POPULATION RECEIVING MEDICAID:	19%	21%
PERCENT OF CD POPULATION RECEIVING FOOD STAMPS:	6%	6%

BOROUGH-WIDE COMPARISON

PERCENT OF BOROUGH'S TOTAL POPULATION WITHIN CD (CENSUS 2000):	9%	
PERCENT OF BOROUGH'S PUBLIC ASSISTANCE POPULATION WITHIN CD:	10%	10%
PERCENT OF BOROUGH'S MEDICAID POPULATION WITHIN CD:	9%	9%
PERCENT OF BOROUGH'S FOOD STAMP POPULATION WITHIN CD:	10%	10%
CD RANK OF NUMBER OF PERSONS RECEIVING PUBLIC ASSISTANCE:	3	3
CD RANK OF NUMBER OF PERSONS RECEIVING MEDICAID:	4	4
CD RANK OF NUMBER OF PERSONS RECEIVING FOODSTAMPS:	3	3

CITY-WIDE COMPARISON

PERCENT OF CITY'S TOTAL POPULATION WITHIN CD (CENSUS 2000):	3%	
PERCENT OF CITY'S PUBLIC ASSISTANCE POPULATION WITHIN CD:	1%	1%
PERCENT OF CITY'S MEDICAID POPULATION WITHIN CD:	2%	2%
PERCENT OF CITY'S FOOD STAMP POPULATION WITHIN CD:	1%	1%
CD RANK OF NUMBER OF PERSONS RECEIVING PUBLIC ASSISTANCE:	31	29
CD RANK OF NUMBER OF PERSONS RECEIVING MEDICAID:	23	21
CD RANK OF NUMBER OF PERSONS RECEIVING FOODSTAMPS:	30	31

* SOURCES FOR MEDICAID DATA CHANGED AS OF JULY 2003

** INCLUDES TANF CASES CONVERTED TO SAFETY NET DUE TO 5-YEAR TIME LIMIT

HUMAN RESOURCES ADMINISTRATION
COMMUNITY DISTRICT DEMOGRAPHICS

BOROUGH: Queens
COMMUNITY DISTRICT: Q02

CENSUS DATA 2000

<u>TOTAL POPULATION</u>	<u>109,920</u>
SINGLE RACE (NON HISPANIC)	66,149
WHITE	33,877
BLACK	2,158
ASIAN	29,353
PACIFIC ISLAND	27
AMERICAN INDIAN AND ALASKA NATIVE	184
OTHER	550
TWO OR MORE	3,732
HISPANIC	40,039
POPULATION 18 AND UNDER	20,789
NUMBER OF HOUSING UNITS	42,943
MEDIAN HOUSEHOLD INCOME	\$38,965
PERSONS BELOW POVERTY LEVEL	17,908
PERCENT BELOW POVERTY LEVEL	17%

INCOME SUPPORT DATA

	<u>AS OF 10/02</u>	<u>AS OF 10/03</u>
<u>PUBLIC ASSISTANCE</u>		
PUBLIC ASSISTANCE RECIPIENTS:	1,521	1,621
PUBLIC ASSISTANCE CASES:	907	950
<u>SSI</u>		
SSI RECIPIENTS:	2,876	2,852
<u>MEDICAID PROGRAM (MA) *</u>		
MEDICAID ONLY ENROLLEES:	16,585	21,457
TOTAL MA ENROLLEES:	20,296	24,391
<u>FOOD STAMPS</u>		
FOOD STAMPS FOR PERSONS RECEIVING PUBLIC ASSISTANCE:	1,441	1,565
FOOD STAMPS FOR PERSONS NOT RECEIVING PUBLIC ASSISTANCE AND SSI ONLY:	3,545	4,116
TOTAL FOOD STAMP RECIPIENTS:	4,986	5,681
FOOD STAMPS FOR HOUSEHOLDS RECEIVING PUBLIC ASSISTANCE:	772	815
FOOD STAMPS FOR HOUSEHOLDS NOT RECEIVING PUBLIC ASSISTANCE AND SSI ONLY:	2,433	2,738
TOTAL FOOD STAMP HOUSEHOLDS:	3,205	3,553

HUMAN RESOURCES ADMINISTRATION
COMMUNITY DISTRICT DEMOGRAPHICS

BREAKDOWN OF INCOME SUPPORT DATA IN: Q02

<u>PUBLIC ASSISTANCE</u> (PERSONS)	<u>AS OF 10/02</u>	<u>AS OF 10/03</u>
FAMILY ASSISTANCE PROGRAM (TANF):	775	829
SAFETY NET ASSISTANCE (SNA)**:	745	791
CHILDREN ON PUBLIC ASSISTANCE:	801	806
ADULTS ON PUBLIC ASSISTANCE:	742	854

CHANGE FROM 2002 TO 2003

CHANGE IN NUMBER OF PERSONS RECEIVING PUBLIC ASSISTANCE FROM 10/02:	100
CHANGE IN NUMBER OF CASES RECEIVING PUBLIC ASSISTANCE FROM 10/02:	43
CHANGE IN NUMBER OF PERSONS RECEIVING FOODSTAMPS FROM 10/02:	695
CHANGE IN NUMBER OF HOUSEHOLDS RECEIVING FOODSTAMPS FROM 10/02:	348

CD COMPARISON

	<u>AS OF 10/02</u>	<u>AS OF 10/03</u>
PERCENT OF CD POPULATION RECEIVING PUBLIC ASSISTANCE:	1%	1%
PERCENT OF CD POPULATION RECEIVING MEDICAID:	18%	22%
PERCENT OF CD POPULATION RECEIVING FOOD STAMPS:	5%	5%

BOROUGH-WIDE COMPARISON

PERCENT OF BOROUGH'S TOTAL POPULATION WITHIN CD (CENSUS 2000):	5%	
PERCENT OF BOROUGH'S PUBLIC ASSISTANCE POPULATION WITHIN CD:	3%	3%
PERCENT OF BOROUGH'S MEDICAID POPULATION WITHIN CD:	5%	5%
PERCENT OF BOROUGH'S FOOD STAMP POPULATION WITHIN CD:	4%	4%
CD RANK OF NUMBER OF PERSONS RECEIVING PUBLIC ASSISTANCE:	13	12
CD RANK OF NUMBER OF PERSONS RECEIVING MEDICAID:	12	12
CD RANK OF NUMBER OF PERSONS RECEIVING FOODSTAMPS:	13	12

CITY-WIDE COMPARISON

PERCENT OF CITY'S TOTAL POPULATION WITHIN CD (CENSUS 2000):	1%	
PERCENT OF CITY'S PUBLIC ASSISTANCE POPULATION WITHIN CD:	0%	0%
PERCENT OF CITY'S MEDICAID POPULATION WITHIN CD:	1%	1%
PERCENT OF CITY'S FOOD STAMP POPULATION WITHIN CD:	1%	1%
CD RANK OF NUMBER OF PERSONS RECEIVING PUBLIC ASSISTANCE:	53	51
CD RANK OF NUMBER OF PERSONS RECEIVING MEDICAID:	47	45
CD RANK OF NUMBER OF PERSONS RECEIVING FOODSTAMPS:	51	50

* SOURCES FOR MEDICAID DATA CHANGED AS OF JULY 2003

** INCLUDES TANF CASES CONVERTED TO SAFETY NET DUE TO 5-YEAR TIME LIMIT

HUMAN RESOURCES ADMINISTRATION
COMMUNITY DISTRICT DEMOGRAPHICS

BOROUGH: Queens
COMMUNITY DISTRICT: Q03

CENSUS DATA 2000

<u>TOTAL POPULATION</u>	<u>169,083</u>
SINGLE RACE (NON HISPANIC)	67,356
WHITE	25,351
BLACK	17,765
ASIAN	22,788
PACIFIC ISLAND	73
AMERICAN INDIAN AND ALASKA NATIVE	355
OTHER	1,024
TWO OR MORE	4,545
HISPANIC	97,182
POPULATION 18 AND UNDER	40,077
NUMBER OF HOUSING UNITS	54,784
MEDIAN HOUSEHOLD INCOME	\$39,340
PERSONS BELOW POVERTY LEVEL	31,971
PERCENT BELOW POVERTY LEVEL	19%

INCOME SUPPORT DATA

	<u>AS OF 10/02</u>	<u>AS OF 10/03</u>
<u>PUBLIC ASSISTANCE</u>		
PUBLIC ASSISTANCE RECIPIENTS:	4,141	4,139
PUBLIC ASSISTANCE CASES:	2,201	2,233
<u>SSI</u>		
SSI RECIPIENTS:	5,531	5,450
<u>MEDICAID PROGRAM (MA) *</u>		
MEDICAID ONLY ENROLLEES:	32,373	41,284
TOTAL MA ENROLLEES:	40,809	48,008
<u>FOOD STAMPS</u>		
FOOD STAMPS FOR PERSONS RECEIVING		
PUBLIC ASSISTANCE:	3,974	4,021
FOOD STAMPS FOR PERSONS NOT RECEIVING		
PUBLIC ASSISTANCE AND SSI ONLY:	7,053	8,180
TOTAL FOOD STAMP RECIPIENTS:	11,027	12,202
FOOD STAMPS FOR HOUSEHOLDS RECEIVING		
PUBLIC ASSISTANCE:	1,954	1,966
FOOD STAMPS FOR HOUSEHOLDS NOT RECEIVING		
PUBLIC ASSISTANCE AND SSI ONLY:	4,461	4,954
TOTAL FOOD STAMP HOUSEHOLDS:	6,415	6,920

HUMAN RESOURCES ADMINISTRATION
COMMUNITY DISTRICT DEMOGRAPHICS

BREAKDOWN OF INCOME SUPPORT DATA IN: Q03

<u>PUBLIC ASSISTANCE</u> (PERSONS)	<u>AS OF 10/02</u>	<u>AS OF 10/03</u>
FAMILY ASSISTANCE PROGRAM (TANF):	2,457	2,509
SAFETY NET ASSISTANCE (SNA)**:	1,667	1,616
CHILDREN ON PUBLIC ASSISTANCE:	2,578	2,498
ADULTS ON PUBLIC ASSISTANCE:	1,516	1,596

CHANGE FROM 2002 TO 2003

CHANGE IN NUMBER OF PERSONS RECEIVING PUBLIC ASSISTANCE FROM 10/02:	(2)
CHANGE IN NUMBER OF CASES RECEIVING PUBLIC ASSISTANCE FROM 10/02:	32
CHANGE IN NUMBER OF PERSONS RECEIVING FOODSTAMPS FROM 10/02:	1,175
CHANGE IN NUMBER OF HOUSEHOLDS RECEIVING FOODSTAMPS FROM 10/02:	505

CD COMPARISON

	<u>AS OF 10/02</u>	<u>AS OF 10/03</u>
PERCENT OF CD POPULATION RECEIVING PUBLIC ASSISTANCE:	2%	2%
PERCENT OF CD POPULATION RECEIVING MEDICAID:	24%	28%
PERCENT OF CD POPULATION RECEIVING FOOD STAMPS:	7%	7%

BOROUGH-WIDE COMPARISON

PERCENT OF BOROUGH'S TOTAL POPULATION WITHIN CD (CENSUS 2000):	8%	
PERCENT OF BOROUGH'S PUBLIC ASSISTANCE POPULATION WITHIN CD:	8%	8%
PERCENT OF BOROUGH'S MEDICAID POPULATION WITHIN CD:	10%	10%
PERCENT OF BOROUGH'S FOOD STAMP POPULATION WITHIN CD:	9%	9%
CD RANK OF NUMBER OF PERSONS RECEIVING PUBLIC ASSISTANCE:	4	4
CD RANK OF NUMBER OF PERSONS RECEIVING MEDICAID:	3	3
CD RANK OF NUMBER OF PERSONS RECEIVING FOODSTAMPS:	4	4

CITY-WIDE COMPARISON

PERCENT OF CITY'S TOTAL POPULATION WITHIN CD (CENSUS 2000):	2%	
PERCENT OF CITY'S PUBLIC ASSISTANCE POPULATION WITHIN CD:	1%	1%
PERCENT OF CITY'S MEDICAID POPULATION WITHIN CD:	2%	2%
PERCENT OF CITY'S FOOD STAMP POPULATION WITHIN CD:	1%	1%
CD RANK OF NUMBER OF PERSONS RECEIVING PUBLIC ASSISTANCE:	36	35
CD RANK OF NUMBER OF PERSONS RECEIVING MEDICAID:	20	19
CD RANK OF NUMBER OF PERSONS RECEIVING FOODSTAMPS:	33	33

* SOURCES FOR MEDICAID DATA CHANGED AS OF JULY 2003

** INCLUDES TANF CASES CONVERTED TO SAFETY NET DUE TO 5-YEAR TIME LIMIT

HUMAN RESOURCES ADMINISTRATION
COMMUNITY DISTRICT DEMOGRAPHICS

BOROUGH: Queens
COMMUNITY DISTRICT: Q04

CENSUS DATA 2000

<u>TOTAL POPULATION</u>	<u>167,005</u>
SINGLE RACE (NON HISPANIC)	79,868
WHITE	17,540
BLACK	11,465
ASIAN	49,601
PACIFIC ISLAND	55
AMERICAN INDIAN AND ALASKA NATIVE	386
OTHER	821
TWO OR MORE	4,099
HISPANIC	83,038
POPULATION 18 AND UNDER	38,770
NUMBER OF HOUSING UNITS	52,087
MEDIAN HOUSEHOLD INCOME	\$36,470
PERSONS BELOW POVERTY LEVEL	31,985
PERCENT BELOW POVERTY LEVEL	19%

INCOME SUPPORT DATA

	<u>AS OF 10/02</u>	<u>AS OF 10/03</u>
<u>PUBLIC ASSISTANCE</u>		
PUBLIC ASSISTANCE RECIPIENTS:	3,760	3,646
PUBLIC ASSISTANCE CASES:	1,960	1,967
<u>SSI</u>		
SSI RECIPIENTS:	5,925	6,011
<u>MEDICAID PROGRAM (MA) *</u>		
MEDICAID ONLY ENROLLEES:	34,698	44,160
TOTAL MA ENROLLEES:	42,744	50,380
<u>FOOD STAMPS</u>		
FOOD STAMPS FOR PERSONS RECEIVING PUBLIC ASSISTANCE:	3,614	3,568
FOOD STAMPS FOR PERSONS NOT RECEIVING PUBLIC ASSISTANCE AND SSI ONLY:	6,990	8,161
TOTAL FOOD STAMP RECIPIENTS:	10,604	11,729
FOOD STAMPS FOR HOUSEHOLDS RECEIVING PUBLIC ASSISTANCE:	1,713	1,713
FOOD STAMPS FOR HOUSEHOLDS NOT RECEIVING PUBLIC ASSISTANCE AND SSI ONLY:	4,494	5,037
TOTAL FOOD STAMP HOUSEHOLDS:	6,207	6,750

HUMAN RESOURCES ADMINISTRATION
COMMUNITY DISTRICT DEMOGRAPHICS

BREAKDOWN OF INCOME SUPPORT DATA IN: Q04

<u>PUBLIC ASSISTANCE</u> (PERSONS)	<u>AS OF 10/02</u>	<u>AS OF 10/03</u>
FAMILY ASSISTANCE PROGRAM (TANF):	2,265	2,160
SAFETY NET ASSISTANCE (SNA)**:	1,479	1,475
CHILDREN ON PUBLIC ASSISTANCE:	2,281	2,153
ADULTS ON PUBLIC ASSISTANCE:	1,452	1,469

CHANGE FROM 2002 TO 2003

CHANGE IN NUMBER OF PERSONS RECEIVING PUBLIC ASSISTANCE FROM 10/02:	(114)
CHANGE IN NUMBER OF CASES RECEIVING PUBLIC ASSISTANCE FROM 10/02:	7
CHANGE IN NUMBER OF PERSONS RECEIVING FOODSTAMPS FROM 10/02:	1,124
CHANGE IN NUMBER OF HOUSEHOLDS RECEIVING FOODSTAMPS FROM 10/02:	543

CD COMPARISON

	<u>AS OF 10/02</u>	<u>AS OF 10/03</u>
PERCENT OF CD POPULATION RECEIVING PUBLIC ASSISTANCE:	2%	2%
PERCENT OF CD POPULATION RECEIVING MEDICAID:	26%	30%
PERCENT OF CD POPULATION RECEIVING FOOD STAMPS:	6%	7%

BOROUGH-WIDE COMPARISON

PERCENT OF BOROUGH'S TOTAL POPULATION WITHIN CD (CENSUS 2000):	7%	
PERCENT OF BOROUGH'S PUBLIC ASSISTANCE POPULATION WITHIN CD:	7%	7%
PERCENT OF BOROUGH'S MEDICAID POPULATION WITHIN CD:	10%	10%
PERCENT OF BOROUGH'S FOOD STAMP POPULATION WITHIN CD:	8%	9%
CD RANK OF NUMBER OF PERSONS RECEIVING PUBLIC ASSISTANCE:	5	5
CD RANK OF NUMBER OF PERSONS RECEIVING MEDICAID:	2	2
CD RANK OF NUMBER OF PERSONS RECEIVING FOODSTAMPS:	5	5

CITY-WIDE COMPARISON

PERCENT OF CITY'S TOTAL POPULATION WITHIN CD (CENSUS 2000):	2%	
PERCENT OF CITY'S PUBLIC ASSISTANCE POPULATION WITHIN CD:	1%	1%
PERCENT OF CITY'S MEDICAID POPULATION WITHIN CD:	2%	2%
PERCENT OF CITY'S FOOD STAMP POPULATION WITHIN CD:	1%	1%
CD RANK OF NUMBER OF PERSONS RECEIVING PUBLIC ASSISTANCE:	40	39
CD RANK OF NUMBER OF PERSONS RECEIVING MEDICAID:	18	17
CD RANK OF NUMBER OF PERSONS RECEIVING FOODSTAMPS:	34	35

* SOURCES FOR MEDICAID DATA CHANGED AS OF JULY 2003

** INCLUDES TANF CASES CONVERTED TO SAFETY NET DUE TO 5-YEAR TIME LIMIT

HUMAN RESOURCES ADMINISTRATION
COMMUNITY DISTRICT DEMOGRAPHICS

BOROUGH: Queens
COMMUNITY DISTRICT: Q05

CENSUS DATA 2000

<u>TOTAL POPULATION</u>	<u>165,911</u>
SINGLE RACE (NON HISPANIC)	115,854
WHITE	103,128
BLACK	1,651
ASIAN	10,485
PACIFIC ISLAND	22
AMERICAN INDIAN AND ALASKA NATIVE	148
OTHER	420
TWO OR MORE	3,334
HISPANIC	46,723
POPULATION 18 AND UNDER	38,173
NUMBER OF HOUSING UNITS	64,674
MEDIAN HOUSEHOLD INCOME	\$40,870
PERSONS BELOW POVERTY LEVEL	22,733
PERCENT BELOW POVERTY LEVEL	14%

INCOME SUPPORT DATA

	<u>AS OF 10/02</u>	<u>AS OF 10/03</u>
<u>PUBLIC ASSISTANCE</u>		
PUBLIC ASSISTANCE RECIPIENTS:	3,432	3,421
PUBLIC ASSISTANCE CASES:	1,691	1,697
<u>SSI</u>		
SSI RECIPIENTS:	4,238	4,289
<u>MEDICAID PROGRAM (MA) *</u>		
MEDICAID ONLY ENROLLEES:	18,481	23,985
TOTAL MA ENROLLEES:	26,205	30,806
<u>FOOD STAMPS</u>		
FOOD STAMPS FOR PERSONS RECEIVING PUBLIC ASSISTANCE:	3,370	3,499
FOOD STAMPS FOR PERSONS NOT RECEIVING PUBLIC ASSISTANCE AND SSI ONLY:	5,029	6,072
TOTAL FOOD STAMP RECIPIENTS:	8,399	9,571
FOOD STAMPS FOR HOUSEHOLDS RECEIVING PUBLIC ASSISTANCE:	1,485	1,536
FOOD STAMPS FOR HOUSEHOLDS NOT RECEIVING PUBLIC ASSISTANCE AND SSI ONLY:	3,167	3,564
TOTAL FOOD STAMP HOUSEHOLDS:	4,652	5,100

HUMAN RESOURCES ADMINISTRATION
COMMUNITY DISTRICT DEMOGRAPHICS

BREAKDOWN OF INCOME SUPPORT DATA IN: Q05

<u>PUBLIC ASSISTANCE</u> (PERSONS)	<u>AS OF 10/02</u>	<u>AS OF 10/03</u>
FAMILY ASSISTANCE PROGRAM (TANF):	1,744	1,677
SAFETY NET ASSISTANCE (SNA)**:	1,686	1,742
CHILDREN ON PUBLIC ASSISTANCE:	1,951	1,903
ADULTS ON PUBLIC ASSISTANCE:	1,493	1,535

CHANGE FROM 2002 TO 2003

CHANGE IN NUMBER OF PERSONS RECEIVING PUBLIC ASSISTANCE FROM 10/02:	(11)
CHANGE IN NUMBER OF CASES RECEIVING PUBLIC ASSISTANCE FROM 10/02:	6
CHANGE IN NUMBER OF PERSONS RECEIVING FOODSTAMPS FROM 10/02:	1,173
CHANGE IN NUMBER OF HOUSEHOLDS RECEIVING FOODSTAMPS FROM 10/02:	448

CD COMPARISON

	<u>AS OF 10/02</u>	<u>AS OF 10/03</u>
PERCENT OF CD POPULATION RECEIVING PUBLIC ASSISTANCE:	2%	2%
PERCENT OF CD POPULATION RECEIVING MEDICAID:	16%	19%
PERCENT OF CD POPULATION RECEIVING FOOD STAMPS:	5%	6%

BOROUGH-WIDE COMPARISON

PERCENT OF BOROUGH'S TOTAL POPULATION WITHIN CD (CENSUS 2000):	7%	
PERCENT OF BOROUGH'S PUBLIC ASSISTANCE POPULATION WITHIN CD:	6%	7%
PERCENT OF BOROUGH'S MEDICAID POPULATION WITHIN CD:	6%	6%
PERCENT OF BOROUGH'S FOOD STAMP POPULATION WITHIN CD:	7%	7%
CD RANK OF NUMBER OF PERSONS RECEIVING PUBLIC ASSISTANCE:	9	7
CD RANK OF NUMBER OF PERSONS RECEIVING MEDICAID:	9	9
CD RANK OF NUMBER OF PERSONS RECEIVING FOODSTAMPS:	8	7

CITY-WIDE COMPARISON

PERCENT OF CITY'S TOTAL POPULATION WITHIN CD (CENSUS 2000):	2%	
PERCENT OF CITY'S PUBLIC ASSISTANCE POPULATION WITHIN CD:	1%	1%
PERCENT OF CITY'S MEDICAID POPULATION WITHIN CD:	1%	1%
PERCENT OF CITY'S FOOD STAMP POPULATION WITHIN CD:	1%	1%
CD RANK OF NUMBER OF PERSONS RECEIVING PUBLIC ASSISTANCE:	44	42
CD RANK OF NUMBER OF PERSONS RECEIVING MEDICAID:	39	38
CD RANK OF NUMBER OF PERSONS RECEIVING FOODSTAMPS:	41	39

* SOURCES FOR MEDICAID DATA CHANGED AS OF JULY 2003

** INCLUDES TANF CASES CONVERTED TO SAFETY NET DUE TO 5-YEAR TIME LIMIT

HUMAN RESOURCES ADMINISTRATION
COMMUNITY DISTRICT DEMOGRAPHICS

BOROUGH: Queens
COMMUNITY DISTRICT: Q06

CENSUS DATA 2000

<u>TOTAL POPULATION</u>	<u>115,967</u>
SINGLE RACE (NON HISPANIC)	99,334
WHITE	71,670
BLACK	2,530
ASIAN	24,599
PACIFIC ISLAND	36
AMERICAN INDIAN AND ALASKA NATIVE	100
OTHER	399
TWO OR MORE	3,487
HISPANIC	13,146
POPULATION 18 AND UNDER	18,569
NUMBER OF HOUSING UNITS	55,483
MEDIAN HOUSEHOLD INCOME	\$47,520
PERSONS BELOW POVERTY LEVEL	12,899
PERCENT BELOW POVERTY LEVEL	11%

INCOME SUPPORT DATA

	<u>AS OF 10/02</u>	<u>AS OF 10/03</u>
<u>PUBLIC ASSISTANCE</u>		
PUBLIC ASSISTANCE RECIPIENTS:	1,583	1,428
PUBLIC ASSISTANCE CASES:	806	776
<u>SSI</u>		
SSI RECIPIENTS:	5,157	5,128
<u>MEDICAID PROGRAM (MA) *</u>		
MEDICAID ONLY ENROLLEES:	8,607	11,644
TOTAL MA ENROLLEES:	15,741	18,149
<u>FOOD STAMPS</u>		
FOOD STAMPS FOR PERSONS RECEIVING		
PUBLIC ASSISTANCE:	1,752	1,571
FOOD STAMPS FOR PERSONS NOT RECEIVING		
PUBLIC ASSISTANCE AND SSI ONLY:	4,713	4,992
TOTAL FOOD STAMP RECIPIENTS:	6,466	6,563
FOOD STAMPS FOR HOUSEHOLDS RECEIVING		
PUBLIC ASSISTANCE:	734	686
FOOD STAMPS FOR HOUSEHOLDS NOT RECEIVING		
PUBLIC ASSISTANCE AND SSI ONLY:	3,492	3,624
TOTAL FOOD STAMP HOUSEHOLDS:	4,226	4,310

HUMAN RESOURCES ADMINISTRATION
COMMUNITY DISTRICT DEMOGRAPHICS

BREAKDOWN OF INCOME SUPPORT DATA IN: Q06

<u>PUBLIC ASSISTANCE</u> (PERSONS)	<u>AS OF 10/02</u>	<u>AS OF 10/03</u>
FAMILY ASSISTANCE PROGRAM (TANF):	775	652
SAFETY NET ASSISTANCE (SNA)**:	809	776
CHILDREN ON PUBLIC ASSISTANCE:	781	673
ADULTS ON PUBLIC ASSISTANCE:	840	802

CHANGE FROM 2002 TO 2003

CHANGE IN NUMBER OF PERSONS RECEIVING PUBLIC ASSISTANCE FROM 10/02:	(155)
CHANGE IN NUMBER OF CASES RECEIVING PUBLIC ASSISTANCE FROM 10/02:	(30)
CHANGE IN NUMBER OF PERSONS RECEIVING FOODSTAMPS FROM 10/02:	97
CHANGE IN NUMBER OF HOUSEHOLDS RECEIVING FOODSTAMPS FROM 10/02:	84

CD COMPARISON

	<u>AS OF 10/02</u>	<u>AS OF 10/03</u>
PERCENT OF CD POPULATION RECEIVING PUBLIC ASSISTANCE:	1%	1%
PERCENT OF CD POPULATION RECEIVING MEDICAID:	14%	16%
PERCENT OF CD POPULATION RECEIVING FOOD STAMPS:	6%	6%

BOROUGH-WIDE COMPARISON

PERCENT OF BOROUGH'S TOTAL POPULATION WITHIN CD (CENSUS 2000):	5%	
PERCENT OF BOROUGH'S PUBLIC ASSISTANCE POPULATION WITHIN CD:	3%	3%
PERCENT OF BOROUGH'S MEDICAID POPULATION WITHIN CD:	4%	4%
PERCENT OF BOROUGH'S FOOD STAMP POPULATION WITHIN CD:	5%	5%
CD RANK OF NUMBER OF PERSONS RECEIVING PUBLIC ASSISTANCE:	12	13
CD RANK OF NUMBER OF PERSONS RECEIVING MEDICAID:	13	13
CD RANK OF NUMBER OF PERSONS RECEIVING FOODSTAMPS:	11	11

CITY-WIDE COMPARISON

PERCENT OF CITY'S TOTAL POPULATION WITHIN CD (CENSUS 2000):	1%	
PERCENT OF CITY'S PUBLIC ASSISTANCE POPULATION WITHIN CD:	0%	0%
PERCENT OF CITY'S MEDICAID POPULATION WITHIN CD:	1%	1%
PERCENT OF CITY'S FOOD STAMP POPULATION WITHIN CD:	1%	1%
CD RANK OF NUMBER OF PERSONS RECEIVING PUBLIC ASSISTANCE:	51	53
CD RANK OF NUMBER OF PERSONS RECEIVING MEDICAID:	51	51
CD RANK OF NUMBER OF PERSONS RECEIVING FOODSTAMPS:	46	47

* SOURCES FOR MEDICAID DATA CHANGED AS OF JULY 2003

** INCLUDES TANF CASES CONVERTED TO SAFETY NET DUE TO 5-YEAR TIME LIMIT

HUMAN RESOURCES ADMINISTRATION
COMMUNITY DISTRICT DEMOGRAPHICS

BOROUGH: Queens
COMMUNITY DISTRICT: Q07

CENSUS DATA 2000

<u>TOTAL POPULATION</u>	<u>242,952</u>
SINGLE RACE (NON HISPANIC)	195,665
WHITE	100,231
BLACK	6,874
ASIAN	87,408
PACIFIC ISLAND	42
AMERICAN INDIAN AND ALASKA NATIVE	313
OTHER	797
TWO OR MORE	6,311
HISPANIC	40,976
POPULATION 18 AND UNDER	47,815
NUMBER OF HOUSING UNITS	92,035
MEDIAN HOUSEHOLD INCOME	\$43,480
PERSONS BELOW POVERTY LEVEL	31,797
PERCENT BELOW POVERTY LEVEL	13%

INCOME SUPPORT DATA

	<u>AS OF 10/02</u>	<u>AS OF 10/03</u>
<u>PUBLIC ASSISTANCE</u>		
PUBLIC ASSISTANCE RECIPIENTS:	2,390	2,425
PUBLIC ASSISTANCE CASES:	1,253	1,292
<u>SSI</u>		
SSI RECIPIENTS:	7,655	7,767
<u>MEDICAID PROGRAM (MA) *</u>		
MEDICAID ONLY ENROLLEES:	24,941	34,189
TOTAL MA ENROLLEES:	36,334	44,358
<u>FOOD STAMPS</u>		
FOOD STAMPS FOR PERSONS RECEIVING		
PUBLIC ASSISTANCE:	2,280	2,310
FOOD STAMPS FOR PERSONS NOT RECEIVING		
PUBLIC ASSISTANCE AND SSI ONLY:	7,358	7,781
TOTAL FOOD STAMP RECIPIENTS:	9,639	10,092
FOOD STAMPS FOR HOUSEHOLDS RECEIVING		
PUBLIC ASSISTANCE:	1,061	1,096
FOOD STAMPS FOR HOUSEHOLDS NOT RECEIVING		
PUBLIC ASSISTANCE AND SSI ONLY:	5,262	5,450
TOTAL FOOD STAMP HOUSEHOLDS:	6,322	6,546

HUMAN RESOURCES ADMINISTRATION
COMMUNITY DISTRICT DEMOGRAPHICS

BREAKDOWN OF INCOME SUPPORT DATA IN: Q07

<u>PUBLIC ASSISTANCE</u> (PERSONS)	<u>AS OF 10/02</u>	<u>AS OF 10/03</u>
FAMILY ASSISTANCE PROGRAM (TANF):	1,102	1,099
SAFETY NET ASSISTANCE (SNA)**:	1,291	1,326
CHILDREN ON PUBLIC ASSISTANCE:	1,245	1,200
ADULTS ON PUBLIC ASSISTANCE:	1,185	1,284

CHANGE FROM 2002 TO 2003

CHANGE IN NUMBER OF PERSONS RECEIVING PUBLIC ASSISTANCE FROM 10/02:	34
CHANGE IN NUMBER OF CASES RECEIVING PUBLIC ASSISTANCE FROM 10/02:	39
CHANGE IN NUMBER OF PERSONS RECEIVING FOODSTAMPS FROM 10/02:	453
CHANGE IN NUMBER OF HOUSEHOLDS RECEIVING FOODSTAMPS FROM 10/02:	224

CD COMPARISON

	<u>AS OF 10/02</u>	<u>AS OF 10/03</u>
PERCENT OF CD POPULATION RECEIVING PUBLIC ASSISTANCE:	1%	1%
PERCENT OF CD POPULATION RECEIVING MEDICAID:	15%	18%
PERCENT OF CD POPULATION RECEIVING FOOD STAMPS:	4%	4%

BOROUGH-WIDE COMPARISON

PERCENT OF BOROUGH'S TOTAL POPULATION WITHIN CD (CENSUS 2000): 11%

PERCENT OF BOROUGH'S PUBLIC ASSISTANCE POPULATION WITHIN CD:	5%	5%
PERCENT OF BOROUGH'S MEDICAID POPULATION WITHIN CD:	9%	9%
PERCENT OF BOROUGH'S FOOD STAMP POPULATION WITHIN CD:	8%	8%
CD RANK OF NUMBER OF PERSONS RECEIVING PUBLIC ASSISTANCE:	10	10
CD RANK OF NUMBER OF PERSONS RECEIVING MEDICAID:	5	5
CD RANK OF NUMBER OF PERSONS RECEIVING FOODSTAMPS:	6	6

CITY-WIDE COMPARISON

PERCENT OF CITY'S TOTAL POPULATION WITHIN CD (CENSUS 2000): 3%

PERCENT OF CITY'S PUBLIC ASSISTANCE POPULATION WITHIN CD:	1%	1%
PERCENT OF CITY'S MEDICAID POPULATION WITHIN CD:	2%	2%
PERCENT OF CITY'S FOOD STAMP POPULATION WITHIN CD:	1%	1%
CD RANK OF NUMBER OF PERSONS RECEIVING PUBLIC ASSISTANCE:	47	47
CD RANK OF NUMBER OF PERSONS RECEIVING MEDICAID:	29	24
CD RANK OF NUMBER OF PERSONS RECEIVING FOODSTAMPS:	37	37

* SOURCES FOR MEDICAID DATA CHANGED AS OF JULY 2003

** INCLUDES TANF CASES CONVERTED TO SAFETY NET DUE TO 5-YEAR TIME LIMIT

HUMAN RESOURCES ADMINISTRATION
COMMUNITY DISTRICT DEMOGRAPHICS

BOROUGH: Queens
COMMUNITY DISTRICT: Q08

CENSUS DATA 2000

<u>TOTAL POPULATION</u>	<u>146,594</u>
SINGLE RACE (NON HISPANIC)	116,253
WHITE	58,485
BLACK	20,681
ASIAN	35,044
PACIFIC ISLAND	68
AMERICAN INDIAN AND ALASKA NATIVE	315
OTHER	1,660
TWO OR MORE	6,790
HISPANIC	23,551
POPULATION 18 AND UNDER	32,570
NUMBER OF HOUSING UNITS	56,243
MEDIAN HOUSEHOLD INCOME	\$48,705
PERSONS BELOW POVERTY LEVEL	15,276
PERCENT BELOW POVERTY LEVEL	11%

INCOME SUPPORT DATA

	<u>AS OF 10/02</u>	<u>AS OF 10/03</u>
<u>PUBLIC ASSISTANCE</u>		
PUBLIC ASSISTANCE RECIPIENTS:	3,706	3,263
PUBLIC ASSISTANCE CASES:	2,055	2,017
<u>SSI</u>		
SSI RECIPIENTS:	4,494	4,499
<u>MEDICAID PROGRAM (MA) *</u>		
MEDICAID ONLY ENROLLEES:	16,529	21,840
TOTAL MA ENROLLEES:	25,478	29,412
<u>FOOD STAMPS</u>		
FOOD STAMPS FOR PERSONS RECEIVING PUBLIC ASSISTANCE:	3,771	3,242
FOOD STAMPS FOR PERSONS NOT RECEIVING PUBLIC ASSISTANCE AND SSI ONLY:	4,047	4,294
TOTAL FOOD STAMP RECIPIENTS:	7,818	7,536
FOOD STAMPS FOR HOUSEHOLDS RECEIVING PUBLIC ASSISTANCE:	1,931	1,833
FOOD STAMPS FOR HOUSEHOLDS NOT RECEIVING PUBLIC ASSISTANCE AND SSI ONLY:	2,711	2,832
TOTAL FOOD STAMP HOUSEHOLDS:	4,642	4,665

HUMAN RESOURCES ADMINISTRATION
COMMUNITY DISTRICT DEMOGRAPHICS

BREAKDOWN OF INCOME SUPPORT DATA IN: Q08

<u>PUBLIC ASSISTANCE</u> (PERSONS)	<u>AS OF 10/02</u>	<u>AS OF 10/03</u>
FAMILY ASSISTANCE PROGRAM (TANF):	1,610	1,314
SAFETY NET ASSISTANCE (SNA)**:	2,105	1,955
CHILDREN ON PUBLIC ASSISTANCE:	1,824	1,461
ADULTS ON PUBLIC ASSISTANCE:	1,974	1,935

CHANGE FROM 2002 TO 2003

CHANGE IN NUMBER OF PERSONS RECEIVING PUBLIC ASSISTANCE FROM 10/02:	(444)
CHANGE IN NUMBER OF CASES RECEIVING PUBLIC ASSISTANCE FROM 10/02:	(38)
CHANGE IN NUMBER OF PERSONS RECEIVING FOODSTAMPS FROM 10/02:	(282)
CHANGE IN NUMBER OF HOUSEHOLDS RECEIVING FOODSTAMPS FROM 10/02:	23

CD COMPARISON

	<u>AS OF 10/02</u>	<u>AS OF 10/03</u>
PERCENT OF CD POPULATION RECEIVING PUBLIC ASSISTANCE:	3%	2%
PERCENT OF CD POPULATION RECEIVING MEDICAID:	17%	20%
PERCENT OF CD POPULATION RECEIVING FOOD STAMPS:	5%	5%

BOROUGH-WIDE COMPARISON

PERCENT OF BOROUGH'S TOTAL POPULATION WITHIN CD (CENSUS 2000):	7%	
PERCENT OF BOROUGH'S PUBLIC ASSISTANCE POPULATION WITHIN CD:	7%	6%
PERCENT OF BOROUGH'S MEDICAID POPULATION WITHIN CD:	6%	6%
PERCENT OF BOROUGH'S FOOD STAMP POPULATION WITHIN CD:	6%	6%
CD RANK OF NUMBER OF PERSONS RECEIVING PUBLIC ASSISTANCE:	6	9
CD RANK OF NUMBER OF PERSONS RECEIVING MEDICAID:	10	10
CD RANK OF NUMBER OF PERSONS RECEIVING FOODSTAMPS:	9	9

CITY-WIDE COMPARISON

PERCENT OF CITY'S TOTAL POPULATION WITHIN CD (CENSUS 2000):	2%	
PERCENT OF CITY'S PUBLIC ASSISTANCE POPULATION WITHIN CD:	1%	1%
PERCENT OF CITY'S MEDICAID POPULATION WITHIN CD:	1%	1%
PERCENT OF CITY'S FOOD STAMP POPULATION WITHIN CD:	1%	1%
CD RANK OF NUMBER OF PERSONS RECEIVING PUBLIC ASSISTANCE:	41	44
CD RANK OF NUMBER OF PERSONS RECEIVING MEDICAID:	40	40
CD RANK OF NUMBER OF PERSONS RECEIVING FOODSTAMPS:	42	44

* SOURCES FOR MEDICAID DATA CHANGED AS OF JULY 2003

** INCLUDES TANF CASES CONVERTED TO SAFETY NET DUE TO 5-YEAR TIME LIMIT

HUMAN RESOURCES ADMINISTRATION
COMMUNITY DISTRICT DEMOGRAPHICS

BOROUGH: Queens
COMMUNITY DISTRICT: Q09

CENSUS DATA 2000

<u>TOTAL POPULATION</u>	<u>141,608</u>
SINGLE RACE (NON HISPANIC)	79,441
WHITE	40,156
BLACK	9,753
ASIAN	22,968
PACIFIC ISLAND	106
AMERICAN INDIAN AND ALASKA NATIVE	991
OTHER	5,467
TWO OR MORE	11,539
HISPANIC	50,628
POPULATION 18 AND UNDER	37,079
NUMBER OF HOUSING UNITS	47,587
MEDIAN HOUSEHOLD INCOME	\$42,500
PERSONS BELOW POVERTY LEVEL	20,803
PERCENT BELOW POVERTY LEVEL	15%

INCOME SUPPORT DATA

	<u>AS OF 10/02</u>	<u>AS OF 10/03</u>
<u>PUBLIC ASSISTANCE</u>		
PUBLIC ASSISTANCE RECIPIENTS:	3,461	3,277
PUBLIC ASSISTANCE CASES:	1,648	1,655
<u>SSI</u>		
SSI RECIPIENTS:	4,886	4,851
<u>MEDICAID PROGRAM (MA) *</u>		
MEDICAID ONLY ENROLLEES:	24,006	30,700
TOTAL MA ENROLLEES:	31,413	36,639
<u>FOOD STAMPS</u>		
FOOD STAMPS FOR PERSONS RECEIVING		
PUBLIC ASSISTANCE:	3,450	3,354
FOOD STAMPS FOR PERSONS NOT RECEIVING		
PUBLIC ASSISTANCE AND SSI ONLY:	4,954	5,229
TOTAL FOOD STAMP RECIPIENTS:	8,404	8,583
FOOD STAMPS FOR HOUSEHOLDS RECEIVING		
PUBLIC ASSISTANCE:	1,466	1,474
FOOD STAMPS FOR HOUSEHOLDS NOT RECEIVING		
PUBLIC ASSISTANCE AND SSI ONLY:	3,229	3,285
TOTAL FOOD STAMP HOUSEHOLDS:	4,695	4,759

HUMAN RESOURCES ADMINISTRATION
COMMUNITY DISTRICT DEMOGRAPHICS

BREAKDOWN OF INCOME SUPPORT DATA IN: Q09

<u>PUBLIC ASSISTANCE</u> (PERSONS)	<u>AS OF 10/02</u>	<u>AS OF 10/03</u>
FAMILY ASSISTANCE PROGRAM (TANF):	1,868	1,629
SAFETY NET ASSISTANCE (SNA)**:	1,587	1,646
CHILDREN ON PUBLIC ASSISTANCE:	1,981	1,823
ADULTS ON PUBLIC ASSISTANCE:	1,488	1,470

CHANGE FROM 2002 TO 2003

CHANGE IN NUMBER OF PERSONS RECEIVING PUBLIC ASSISTANCE FROM 10/02:	(184)
CHANGE IN NUMBER OF CASES RECEIVING PUBLIC ASSISTANCE FROM 10/02:	7
CHANGE IN NUMBER OF PERSONS RECEIVING FOODSTAMPS FROM 10/02:	179
CHANGE IN NUMBER OF HOUSEHOLDS RECEIVING FOODSTAMPS FROM 10/02:	63

CD COMPARISON

	<u>AS OF 10/02</u>	<u>AS OF 10/03</u>
PERCENT OF CD POPULATION RECEIVING PUBLIC ASSISTANCE:	2%	2%
PERCENT OF CD POPULATION RECEIVING MEDICAID:	22%	26%
PERCENT OF CD POPULATION RECEIVING FOOD STAMPS:	6%	6%

BOROUGH-WIDE COMPARISON

PERCENT OF BOROUGH'S TOTAL POPULATION WITHIN CD (CENSUS 2000):	6%	
PERCENT OF BOROUGH'S PUBLIC ASSISTANCE POPULATION WITHIN CD:	7%	6%
PERCENT OF BOROUGH'S MEDICAID POPULATION WITHIN CD:	7%	7%
PERCENT OF BOROUGH'S FOOD STAMP POPULATION WITHIN CD:	7%	6%
CD RANK OF NUMBER OF PERSONS RECEIVING PUBLIC ASSISTANCE:	8	8
CD RANK OF NUMBER OF PERSONS RECEIVING MEDICAID:	7	7
CD RANK OF NUMBER OF PERSONS RECEIVING FOODSTAMPS:	7	8

CITY-WIDE COMPARISON

PERCENT OF CITY'S TOTAL POPULATION WITHIN CD (CENSUS 2000):	2%	
PERCENT OF CITY'S PUBLIC ASSISTANCE POPULATION WITHIN CD:	1%	1%
PERCENT OF CITY'S MEDICAID POPULATION WITHIN CD:	1%	2%
PERCENT OF CITY'S FOOD STAMP POPULATION WITHIN CD:	1%	1%
CD RANK OF NUMBER OF PERSONS RECEIVING PUBLIC ASSISTANCE:	43	43
CD RANK OF NUMBER OF PERSONS RECEIVING MEDICAID:	35	35
CD RANK OF NUMBER OF PERSONS RECEIVING FOODSTAMPS:	40	41

* SOURCES FOR MEDICAID DATA CHANGED AS OF JULY 2003

** INCLUDES TANF CASES CONVERTED TO SAFETY NET DUE TO 5-YEAR TIME LIMIT

HUMAN RESOURCES ADMINISTRATION
COMMUNITY DISTRICT DEMOGRAPHICS

BOROUGH: Queens
COMMUNITY DISTRICT: Q10

CENSUS DATA 2000

<u>TOTAL POPULATION</u>	<u>127,274</u>
SINGLE RACE (NON HISPANIC)	87,853
WHITE	43,097
BLACK	21,199
ASIAN	16,162
PACIFIC ISLAND	79
AMERICAN INDIAN AND ALASKA NATIVE	1,006
OTHER	6,310
TWO OR MORE	12,991
HISPANIC	26,430
POPULATION 18 AND UNDER	31,319
NUMBER OF HOUSING UNITS	42,751
MEDIAN HOUSEHOLD INCOME	\$47,260
PERSONS BELOW POVERTY LEVEL	14,400
PERCENT BELOW POVERTY LEVEL	11%

INCOME SUPPORT DATA

	<u>AS OF 10/02</u>	<u>AS OF 10/03</u>
<u>PUBLIC ASSISTANCE</u>		
PUBLIC ASSISTANCE RECIPIENTS:	2,351	2,385
PUBLIC ASSISTANCE CASES:	1,234	1,242
<u>SSI</u>		
SSI RECIPIENTS:	3,176	3,151
<u>MEDICAID PROGRAM (MA) *</u>		
MEDICAID ONLY ENROLLEES:	16,402	21,514
TOTAL MA ENROLLEES:	21,249	25,476
<u>FOOD STAMPS</u>		
FOOD STAMPS FOR PERSONS RECEIVING		
PUBLIC ASSISTANCE:	2,299	2,428
FOOD STAMPS FOR PERSONS NOT RECEIVING		
PUBLIC ASSISTANCE AND SSI ONLY:	2,949	3,214
TOTAL FOOD STAMP RECIPIENTS:	5,248	5,641
FOOD STAMPS FOR HOUSEHOLDS RECEIVING		
PUBLIC ASSISTANCE:	1,086	1,112
FOOD STAMPS FOR HOUSEHOLDS NOT RECEIVING		
PUBLIC ASSISTANCE AND SSI ONLY:	2,033	2,121
TOTAL FOOD STAMP HOUSEHOLDS:	3,119	3,233

HUMAN RESOURCES ADMINISTRATION
COMMUNITY DISTRICT DEMOGRAPHICS

BREAKDOWN OF INCOME SUPPORT DATA IN: Q10

<u>PUBLIC ASSISTANCE</u> (PERSONS)	<u>AS OF 10/02</u>	<u>AS OF 10/03</u>
FAMILY ASSISTANCE PROGRAM (TANF):	1,340	1,317
SAFETY NET ASSISTANCE (SNA)**:	1,005	1,064
CHILDREN ON PUBLIC ASSISTANCE:	1,337	1,313
ADULTS ON PUBLIC ASSISTANCE:	1,022	1,089

CHANGE FROM 2002 TO 2003

CHANGE IN NUMBER OF PERSONS RECEIVING PUBLIC ASSISTANCE FROM 10/02:	34
CHANGE IN NUMBER OF CASES RECEIVING PUBLIC ASSISTANCE FROM 10/02:	8
CHANGE IN NUMBER OF PERSONS RECEIVING FOODSTAMPS FROM 10/02:	393
CHANGE IN NUMBER OF HOUSEHOLDS RECEIVING FOODSTAMPS FROM 10/02:	115

CD COMPARISON

	<u>AS OF 10/02</u>	<u>AS OF 10/03</u>
PERCENT OF CD POPULATION RECEIVING PUBLIC ASSISTANCE:	2%	2%
PERCENT OF CD POPULATION RECEIVING MEDICAID:	17%	20%
PERCENT OF CD POPULATION RECEIVING FOOD STAMPS:	4%	4%

BOROUGH-WIDE COMPARISON

PERCENT OF BOROUGH'S TOTAL POPULATION WITHIN CD (CENSUS 2000):	6%	
PERCENT OF BOROUGH'S PUBLIC ASSISTANCE POPULATION WITHIN CD:	4%	5%
PERCENT OF BOROUGH'S MEDICAID POPULATION WITHIN CD:	5%	5%
PERCENT OF BOROUGH'S FOOD STAMP POPULATION WITHIN CD:	4%	4%
CD RANK OF NUMBER OF PERSONS RECEIVING PUBLIC ASSISTANCE:	11	11
CD RANK OF NUMBER OF PERSONS RECEIVING MEDICAID:	11	11
CD RANK OF NUMBER OF PERSONS RECEIVING FOODSTAMPS:	12	13

CITY-WIDE COMPARISON

PERCENT OF CITY'S TOTAL POPULATION WITHIN CD (CENSUS 2000):	2%	
PERCENT OF CITY'S PUBLIC ASSISTANCE POPULATION WITHIN CD:	1%	1%
PERCENT OF CITY'S MEDICAID POPULATION WITHIN CD:	1%	1%
PERCENT OF CITY'S FOOD STAMP POPULATION WITHIN CD:	1%	1%
CD RANK OF NUMBER OF PERSONS RECEIVING PUBLIC ASSISTANCE:	48	48
CD RANK OF NUMBER OF PERSONS RECEIVING MEDICAID:	46	43
CD RANK OF NUMBER OF PERSONS RECEIVING FOODSTAMPS:	50	51

* SOURCES FOR MEDICAID DATA CHANGED AS OF JULY 2003

** INCLUDES TANF CASES CONVERTED TO SAFETY NET DUE TO 5-YEAR TIME LIMIT

HUMAN RESOURCES ADMINISTRATION
COMMUNITY DISTRICT DEMOGRAPHICS

BOROUGH: Queens
COMMUNITY DISTRICT: Q11

CENSUS DATA 2000

<u>TOTAL POPULATION</u>	<u>116,404</u>
SINGLE RACE (NON HISPANIC)	103,668
WHITE	70,210
BLACK	2,289
ASIAN	30,786
PACIFIC ISLAND	18
AMERICAN INDIAN AND ALASKA NATIVE	86
OTHER	279
TWO OR MORE	2,379
HISPANIC	10,357
POPULATION 18 AND UNDER	23,132
NUMBER OF HOUSING UNITS	45,912
MEDIAN HOUSEHOLD INCOME	\$57,960
PERSONS BELOW POVERTY LEVEL	7,602
PERCENT BELOW POVERTY LEVEL	7%

INCOME SUPPORT DATA

	<u>AS OF 10/02</u>	<u>AS OF 10/03</u>
<u>PUBLIC ASSISTANCE</u>		
PUBLIC ASSISTANCE RECIPIENTS:	383	405
PUBLIC ASSISTANCE CASES:	239	270
<u>SSI</u>		
SSI RECIPIENTS:	1,797	1,874
<u>MEDICAID PROGRAM (MA) *</u>		
MEDICAID ONLY ENROLLEES:	5,790	7,963
TOTAL MA ENROLLEES:	8,120	10,110
<u>FOOD STAMPS</u>		
FOOD STAMPS FOR PERSONS RECEIVING		
PUBLIC ASSISTANCE:	326	377
FOOD STAMPS FOR PERSONS NOT RECEIVING		
PUBLIC ASSISTANCE AND SSI ONLY:	1,365	1,426
TOTAL FOOD STAMP RECIPIENTS:	1,691	1,802
FOOD STAMPS FOR HOUSEHOLDS RECEIVING		
PUBLIC ASSISTANCE:	183	219
FOOD STAMPS FOR HOUSEHOLDS NOT RECEIVING		
PUBLIC ASSISTANCE AND SSI ONLY:	1,040	1,077
TOTAL FOOD STAMP HOUSEHOLDS:	1,223	1,296

HUMAN RESOURCES ADMINISTRATION
COMMUNITY DISTRICT DEMOGRAPHICS

BREAKDOWN OF INCOME SUPPORT DATA IN: Q11

<u>PUBLIC ASSISTANCE</u> (PERSONS)	<u>AS OF 10/02</u>	<u>AS OF 10/03</u>
FAMILY ASSISTANCE PROGRAM (TANF):	136	118
SAFETY NET ASSISTANCE (SNA)**:	249	287
CHILDREN ON PUBLIC ASSISTANCE:	142	125
ADULTS ON PUBLIC ASSISTANCE:	262	313

CHANGE FROM 2002 TO 2003

CHANGE IN NUMBER OF PERSONS RECEIVING PUBLIC ASSISTANCE FROM 10/02:	22
CHANGE IN NUMBER OF CASES RECEIVING PUBLIC ASSISTANCE FROM 10/02:	31
CHANGE IN NUMBER OF PERSONS RECEIVING FOODSTAMPS FROM 10/02:	112
CHANGE IN NUMBER OF HOUSEHOLDS RECEIVING FOODSTAMPS FROM 10/02:	73

CD COMPARISON

	<u>AS OF 10/02</u>	<u>AS OF 10/03</u>
PERCENT OF CD POPULATION RECEIVING PUBLIC ASSISTANCE:	0%	0%
PERCENT OF CD POPULATION RECEIVING MEDICAID:	7%	9%
PERCENT OF CD POPULATION RECEIVING FOOD STAMPS:	1%	2%

BOROUGH-WIDE COMPARISON

PERCENT OF BOROUGH'S TOTAL POPULATION WITHIN CD (CENSUS 2000):	5%	
PERCENT OF BOROUGH'S PUBLIC ASSISTANCE POPULATION WITHIN CD:	1%	1%
PERCENT OF BOROUGH'S MEDICAID POPULATION WITHIN CD:	2%	2%
PERCENT OF BOROUGH'S FOOD STAMP POPULATION WITHIN CD:	1%	1%
CD RANK OF NUMBER OF PERSONS RECEIVING PUBLIC ASSISTANCE:	14	14
CD RANK OF NUMBER OF PERSONS RECEIVING MEDICAID:	14	14
CD RANK OF NUMBER OF PERSONS RECEIVING FOODSTAMPS:	14	14

CITY-WIDE COMPARISON

PERCENT OF CITY'S TOTAL POPULATION WITHIN CD (CENSUS 2000):	1%	
PERCENT OF CITY'S PUBLIC ASSISTANCE POPULATION WITHIN CD:	0%	0%
PERCENT OF CITY'S MEDICAID POPULATION WITHIN CD:	0%	0%
PERCENT OF CITY'S FOOD STAMP POPULATION WITHIN CD:	0%	0%
CD RANK OF NUMBER OF PERSONS RECEIVING PUBLIC ASSISTANCE:	59	59
CD RANK OF NUMBER OF PERSONS RECEIVING MEDICAID:	55	55
CD RANK OF NUMBER OF PERSONS RECEIVING FOODSTAMPS:	58	58

* SOURCES FOR MEDICAID DATA CHANGED AS OF JULY 2003

** INCLUDES TANF CASES CONVERTED TO SAFETY NET DUE TO 5-YEAR TIME LIMIT

HUMAN RESOURCES ADMINISTRATION
COMMUNITY DISTRICT DEMOGRAPHICS

BOROUGH: Queens
COMMUNITY DISTRICT: Q12

CENSUS DATA 2000

<u>TOTAL POPULATION</u>	<u>223,602</u>
SINGLE RACE (NON HISPANIC)	182,708
WHITE	4,837
BLACK	161,530
ASIAN	10,883
PACIFIC ISLAND	126
AMERICAN INDIAN AND ALASKA NATIVE	1,059
OTHER	4,273
TWO OR MORE	10,166
HISPANIC	30,728
POPULATION 18 AND UNDER	61,130
NUMBER OF HOUSING UNITS	75,111
MEDIAN HOUSEHOLD INCOME	\$40,435
PERSONS BELOW POVERTY LEVEL	36,834
PERCENT BELOW POVERTY LEVEL	17%

INCOME SUPPORT DATA

	<u>AS OF 10/02</u>	<u>AS OF 10/03</u>
<u>PUBLIC ASSISTANCE</u>		
PUBLIC ASSISTANCE RECIPIENTS:	10,144	10,298
PUBLIC ASSISTANCE CASES:	5,194	5,225
<u>SSI</u>		
SSI RECIPIENTS:	8,553	8,547
<u>MEDICAID PROGRAM (MA) *</u>		
MEDICAID ONLY ENROLLEES:	37,405	46,353
TOTAL MA ENROLLEES:	56,491	63,953
<u>FOOD STAMPS</u>		
FOOD STAMPS FOR PERSONS RECEIVING PUBLIC ASSISTANCE:	9,592	10,086
FOOD STAMPS FOR PERSONS NOT RECEIVING PUBLIC ASSISTANCE AND SSI ONLY:	8,025	8,951
TOTAL FOOD STAMP RECIPIENTS:	17,618	19,037
FOOD STAMPS FOR HOUSEHOLDS RECEIVING PUBLIC ASSISTANCE:	4,457	4,495
FOOD STAMPS FOR HOUSEHOLDS NOT RECEIVING PUBLIC ASSISTANCE AND SSI ONLY:	5,434	5,691
TOTAL FOOD STAMP HOUSEHOLDS:	9,890	10,186

HUMAN RESOURCES ADMINISTRATION
COMMUNITY DISTRICT DEMOGRAPHICS

BREAKDOWN OF INCOME SUPPORT DATA IN: Q12

<u>PUBLIC ASSISTANCE</u> (PERSONS)	<u>AS OF 10/02</u>	<u>AS OF 10/03</u>
FAMILY ASSISTANCE PROGRAM (TANF):	5,862	5,761
SAFETY NET ASSISTANCE (SNA)**:	4,250	4,517
CHILDREN ON PUBLIC ASSISTANCE:	5,967	5,971
ADULTS ON PUBLIC ASSISTANCE:	4,159	4,297

CHANGE FROM 2002 TO 2003

CHANGE IN NUMBER OF PERSONS RECEIVING PUBLIC ASSISTANCE FROM 10/02:	154
CHANGE IN NUMBER OF CASES RECEIVING PUBLIC ASSISTANCE FROM 10/02:	32
CHANGE IN NUMBER OF PERSONS RECEIVING FOODSTAMPS FROM 10/02:	1,419
CHANGE IN NUMBER OF HOUSEHOLDS RECEIVING FOODSTAMPS FROM 10/02:	295

CD COMPARISON

	<u>AS OF 10/02</u>	<u>AS OF 10/03</u>
PERCENT OF CD POPULATION RECEIVING PUBLIC ASSISTANCE:	5%	5%
PERCENT OF CD POPULATION RECEIVING MEDICAID:	25%	29%
PERCENT OF CD POPULATION RECEIVING FOOD STAMPS:	8%	9%

BOROUGH-WIDE COMPARISON

PERCENT OF BOROUGH'S TOTAL POPULATION WITHIN CD (CENSUS 2000): 10%

PERCENT OF BOROUGH'S PUBLIC ASSISTANCE POPULATION WITHIN CD:	19%	20%
PERCENT OF BOROUGH'S MEDICAID POPULATION WITHIN CD:	13%	13%
PERCENT OF BOROUGH'S FOOD STAMP POPULATION WITHIN CD:	14%	14%
CD RANK OF NUMBER OF PERSONS RECEIVING PUBLIC ASSISTANCE:	1	1
CD RANK OF NUMBER OF PERSONS RECEIVING MEDICAID:	1	1
CD RANK OF NUMBER OF PERSONS RECEIVING FOODSTAMPS:	1	1

CITY-WIDE COMPARISON

PERCENT OF CITY'S TOTAL POPULATION WITHIN CD (CENSUS 2000): 3%

PERCENT OF CITY'S PUBLIC ASSISTANCE POPULATION WITHIN CD:	2%	2%
PERCENT OF CITY'S MEDICAID POPULATION WITHIN CD:	3%	3%
PERCENT OF CITY'S FOOD STAMP POPULATION WITHIN CD:	2%	2%
CD RANK OF NUMBER OF PERSONS RECEIVING PUBLIC ASSISTANCE:	15	15
CD RANK OF NUMBER OF PERSONS RECEIVING MEDICAID:	10	10
CD RANK OF NUMBER OF PERSONS RECEIVING FOODSTAMPS:	19	20

* SOURCES FOR MEDICAID DATA CHANGED AS OF JULY 2003

** INCLUDES TANF CASES CONVERTED TO SAFETY NET DUE TO 5-YEAR TIME LIMIT

HUMAN RESOURCES ADMINISTRATION
COMMUNITY DISTRICT DEMOGRAPHICS

BOROUGH: Queens
COMMUNITY DISTRICT: Q13

CENSUS DATA 2000

<u>TOTAL POPULATION</u>	<u>196,284</u>
SINGLE RACE (NON HISPANIC)	167,780
WHITE	36,145
BLACK	108,244
ASIAN	20,022
PACIFIC ISLAND	91
AMERICAN INDIAN AND ALASKA NATIVE	604
OTHER	2,674
TWO OR MORE	8,031
HISPANIC	20,473
POPULATION 18 AND UNDER	49,463
NUMBER OF HOUSING UNITS	64,825
MEDIAN HOUSEHOLD INCOME	\$57,080
PERSONS BELOW POVERTY LEVEL	14,091
PERCENT BELOW POVERTY LEVEL	7%

INCOME SUPPORT DATA

	<u>AS OF 10/02</u>	<u>AS OF 10/03</u>
<u>PUBLIC ASSISTANCE</u>		
PUBLIC ASSISTANCE RECIPIENTS:	3,623	3,576
PUBLIC ASSISTANCE CASES:	2,028	2,124
<u>SSI</u>		
SSI RECIPIENTS:	4,642	4,639
<u>MEDICAID PROGRAM (MA) *</u>		
MEDICAID ONLY ENROLLEES:	19,566	25,419
TOTAL MA ENROLLEES:	27,723	32,565
<u>FOOD STAMPS</u>		
FOOD STAMPS FOR PERSONS RECEIVING PUBLIC ASSISTANCE:	3,323	3,358
FOOD STAMPS FOR PERSONS NOT RECEIVING PUBLIC ASSISTANCE AND SSI ONLY:	3,539	3,765
TOTAL FOOD STAMP RECIPIENTS:	6,862	7,123
FOOD STAMPS FOR HOUSEHOLDS RECEIVING PUBLIC ASSISTANCE:	1,714	1,809
FOOD STAMPS FOR HOUSEHOLDS NOT RECEIVING PUBLIC ASSISTANCE AND SSI ONLY:	2,597	2,679
TOTAL FOOD STAMP HOUSEHOLDS:	4,311	4,488

HUMAN RESOURCES ADMINISTRATION
COMMUNITY DISTRICT DEMOGRAPHICS

BREAKDOWN OF INCOME SUPPORT DATA IN: Q13

<u>PUBLIC ASSISTANCE</u> (PERSONS)	<u>AS OF 10/02</u>	<u>AS OF 10/03</u>
FAMILY ASSISTANCE PROGRAM (TANF):	2,043	1,887
SAFETY NET ASSISTANCE (SNA)**:	1,570	1,683
CHILDREN ON PUBLIC ASSISTANCE:	2,002	1,881
ADULTS ON PUBLIC ASSISTANCE:	1,648	1,748

CHANGE FROM 2002 TO 2003

CHANGE IN NUMBER OF PERSONS RECEIVING PUBLIC ASSISTANCE FROM 10/02:	(47)
CHANGE IN NUMBER OF CASES RECEIVING PUBLIC ASSISTANCE FROM 10/02:	96
CHANGE IN NUMBER OF PERSONS RECEIVING FOODSTAMPS FROM 10/02:	261
CHANGE IN NUMBER OF HOUSEHOLDS RECEIVING FOODSTAMPS FROM 10/02:	177

CD COMPARISON

	<u>AS OF 10/02</u>	<u>AS OF 10/03</u>
PERCENT OF CD POPULATION RECEIVING PUBLIC ASSISTANCE:	2%	2%
PERCENT OF CD POPULATION RECEIVING MEDICAID:	14%	17%
PERCENT OF CD POPULATION RECEIVING FOOD STAMPS:	3%	4%

BOROUGH-WIDE COMPARISON

PERCENT OF BOROUGH'S TOTAL POPULATION WITHIN CD (CENSUS 2000):	9%	
PERCENT OF BOROUGH'S PUBLIC ASSISTANCE POPULATION WITHIN CD:	7%	7%
PERCENT OF BOROUGH'S MEDICAID POPULATION WITHIN CD:	6%	7%
PERCENT OF BOROUGH'S FOOD STAMP POPULATION WITHIN CD:	5%	5%
CD RANK OF NUMBER OF PERSONS RECEIVING PUBLIC ASSISTANCE:	7	6
CD RANK OF NUMBER OF PERSONS RECEIVING MEDICAID:	8	8
CD RANK OF NUMBER OF PERSONS RECEIVING FOODSTAMPS:	10	10

CITY-WIDE COMPARISON

PERCENT OF CITY'S TOTAL POPULATION WITHIN CD (CENSUS 2000):	2%	
PERCENT OF CITY'S PUBLIC ASSISTANCE POPULATION WITHIN CD:	1%	1%
PERCENT OF CITY'S MEDICAID POPULATION WITHIN CD:	1%	1%
PERCENT OF CITY'S FOOD STAMP POPULATION WITHIN CD:	1%	1%
CD RANK OF NUMBER OF PERSONS RECEIVING PUBLIC ASSISTANCE:	42	41
CD RANK OF NUMBER OF PERSONS RECEIVING MEDICAID:	37	37
CD RANK OF NUMBER OF PERSONS RECEIVING FOODSTAMPS:	44	46

* SOURCES FOR MEDICAID DATA CHANGED AS OF JULY 2003

** INCLUDES TANF CASES CONVERTED TO SAFETY NET DUE TO 5-YEAR TIME LIMIT

HUMAN RESOURCES ADMINISTRATION
COMMUNITY DISTRICT DEMOGRAPHICS

BOROUGH: Queens
COMMUNITY DISTRICT: Q14

CENSUS DATA 2000

<u>TOTAL POPULATION</u>	<u>106,686</u>
SINGLE RACE (NON HISPANIC)	85,164
WHITE	39,771
BLACK	42,677
ASIAN	1,690
PACIFIC ISLAND	24
AMERICAN INDIAN AND ALASKA NATIVE	268
OTHER	734
TWO OR MORE	2,682
HISPANIC	18,840
POPULATION 18 AND UNDER	30,497
NUMBER OF HOUSING UNITS	41,610
MEDIAN HOUSEHOLD INCOME	\$33,815
PERSONS BELOW POVERTY LEVEL	22,873
PERCENT BELOW POVERTY LEVEL	22%

INCOME SUPPORT DATA

	<u>AS OF 10/02</u>	<u>AS OF 10/03</u>
<u>PUBLIC ASSISTANCE</u>		
PUBLIC ASSISTANCE RECIPIENTS:	6,974	6,803
PUBLIC ASSISTANCE CASES:	3,276	3,255
<u>SSI</u>		
SSI RECIPIENTS:	8,906	8,932
<u>MEDICAID PROGRAM (MA) *</u>		
MEDICAID ONLY ENROLLEES:	15,620	18,481
TOTAL MA ENROLLEES:	34,872	37,195
<u>FOOD STAMPS</u>		
FOOD STAMPS FOR PERSONS RECEIVING PUBLIC ASSISTANCE:	7,041	6,653
FOOD STAMPS FOR PERSONS NOT RECEIVING PUBLIC ASSISTANCE AND SSI ONLY:	7,329	7,963
TOTAL FOOD STAMP RECIPIENTS:	14,371	14,616
FOOD STAMPS FOR HOUSEHOLDS RECEIVING PUBLIC ASSISTANCE:	2,804	2,745
FOOD STAMPS FOR HOUSEHOLDS NOT RECEIVING PUBLIC ASSISTANCE AND SSI ONLY:	4,481	4,753
TOTAL FOOD STAMP HOUSEHOLDS:	7,285	7,498

HUMAN RESOURCES ADMINISTRATION
COMMUNITY DISTRICT DEMOGRAPHICS

BREAKDOWN OF INCOME SUPPORT DATA IN: Q14

<u>PUBLIC ASSISTANCE</u> (PERSONS)	<u>AS OF 10/02</u>	<u>AS OF 10/03</u>
FAMILY ASSISTANCE PROGRAM (TANF):	3,342	3,150
SAFETY NET ASSISTANCE (SNA)**:	3,637	3,654
CHILDREN ON PUBLIC ASSISTANCE:	4,134	3,961
ADULTS ON PUBLIC ASSISTANCE:	2,818	2,817

CHANGE FROM 2002 TO 2003

CHANGE IN NUMBER OF PERSONS RECEIVING PUBLIC ASSISTANCE FROM 10/02:	(171)
CHANGE IN NUMBER OF CASES RECEIVING PUBLIC ASSISTANCE FROM 10/02:	(21)
CHANGE IN NUMBER OF PERSONS RECEIVING FOODSTAMPS FROM 10/02:	246
CHANGE IN NUMBER OF HOUSEHOLDS RECEIVING FOODSTAMPS FROM 10/02:	212

CD COMPARISON

	<u>AS OF 10/02</u>	<u>AS OF 10/03</u>
PERCENT OF CD POPULATION RECEIVING PUBLIC ASSISTANCE:	7%	6%
PERCENT OF CD POPULATION RECEIVING MEDICAID:	33%	35%
PERCENT OF CD POPULATION RECEIVING FOOD STAMPS:	13%	14%

BOROUGH-WIDE COMPARISON

PERCENT OF BOROUGH'S TOTAL POPULATION WITHIN CD (CENSUS 2000):	5%	
PERCENT OF BOROUGH'S PUBLIC ASSISTANCE POPULATION WITHIN CD:	13%	13%
PERCENT OF BOROUGH'S MEDICAID POPULATION WITHIN CD:	8%	7%
PERCENT OF BOROUGH'S FOOD STAMP POPULATION WITHIN CD:	11%	11%
CD RANK OF NUMBER OF PERSONS RECEIVING PUBLIC ASSISTANCE:	2	2
CD RANK OF NUMBER OF PERSONS RECEIVING MEDICAID:	6	6
CD RANK OF NUMBER OF PERSONS RECEIVING FOODSTAMPS:	2	2

CITY-WIDE COMPARISON

PERCENT OF CITY'S TOTAL POPULATION WITHIN CD (CENSUS 2000):	1%	
PERCENT OF CITY'S PUBLIC ASSISTANCE POPULATION WITHIN CD:	2%	2%
PERCENT OF CITY'S MEDICAID POPULATION WITHIN CD:	2%	2%
PERCENT OF CITY'S FOOD STAMP POPULATION WITHIN CD:	2%	2%
CD RANK OF NUMBER OF PERSONS RECEIVING PUBLIC ASSISTANCE:	24	25
CD RANK OF NUMBER OF PERSONS RECEIVING MEDICAID:	31	34
CD RANK OF NUMBER OF PERSONS RECEIVING FOODSTAMPS:	26	29

* SOURCES FOR MEDICAID DATA CHANGED AS OF JULY 2003

** INCLUDES TANF CASES CONVERTED TO SAFETY NET DUE TO 5-YEAR TIME LIMIT

HUMAN RESOURCES ADMINISTRATION
COMMUNITY DISTRICT DEMOGRAPHICS

BOROUGH Staten Island
COMMUNITY DISTRICT: S01

CENSUS DATA 2000

<u>TOTAL POPULATION</u>	<u>162,609</u>
SINGLE RACE (NON HISPANIC)	125,830
WHITE	81,264
BLACK	35,189
ASIAN	8,496
PACIFIC ISLAND	50
AMERICAN INDIAN AND ALASKA NATIVE	351
OTHER	480
TWO OR MORE	4,587
HISPANIC	32,192
POPULATION 18 AND UNDER	44,865
NUMBER OF HOUSING UNITS	60,986
MEDIAN HOUSEHOLD INCOME	\$46,515
PERSONS BELOW POVERTY LEVEL	24,992
PERCENT BELOW POVERTY LEVEL	16%

INCOME SUPPORT DATA

	<u>AS OF 10/02</u>	<u>AS OF 10/03</u>
<u>PUBLIC ASSISTANCE</u>		
PUBLIC ASSISTANCE RECIPIENTS:	7,810	8,131
PUBLIC ASSISTANCE CASES:	3,689	3,926
<u>SSI</u>		
SSI RECIPIENTS:	6,440	6,597
<u>MEDICAID PROGRAM (MA) *</u>		
MEDICAID ONLY ENROLLEES:	18,544	22,716
TOTAL MA ENROLLEES:	34,645	38,558
<u>FOOD STAMPS</u>		
FOOD STAMPS FOR PERSONS RECEIVING PUBLIC ASSISTANCE:	8,172	8,366
FOOD STAMPS FOR PERSONS NOT RECEIVING PUBLIC ASSISTANCE AND SSI ONLY:	6,120	7,183
TOTAL FOOD STAMP RECIPIENTS:	14,292	15,549
FOOD STAMPS FOR HOUSEHOLDS RECEIVING PUBLIC ASSISTANCE:	3,246	3,346
FOOD STAMPS FOR HOUSEHOLDS NOT RECEIVING PUBLIC ASSISTANCE AND SSI ONLY:	3,458	3,847
TOTAL FOOD STAMP HOUSEHOLDS:	6,703	7,193

HUMAN RESOURCES ADMINISTRATION
COMMUNITY DISTRICT DEMOGRAPHICS

BREAKDOWN OF INCOME SUPPORT DATA IN: S01

<u>PUBLIC ASSISTANCE</u> (PERSONS)	<u>AS OF 10/02</u>	<u>AS OF 10/03</u>
FAMILY ASSISTANCE PROGRAM (TANF):	4,791	4,587
SAFETY NET ASSISTANCE (SNA)**:	2,984	3,526
CHILDREN ON PUBLIC ASSISTANCE:	4,934	5,044
ADULTS ON PUBLIC ASSISTANCE:	2,770	2,957

CHANGE FROM 2002 TO 2003

CHANGE IN NUMBER OF PERSONS RECEIVING PUBLIC ASSISTANCE FROM 10/02:	322
CHANGE IN NUMBER OF CASES RECEIVING PUBLIC ASSISTANCE FROM 10/02:	236
CHANGE IN NUMBER OF PERSONS RECEIVING FOODSTAMPS FROM 10/02:	1,257
CHANGE IN NUMBER OF HOUSEHOLDS RECEIVING FOODSTAMPS FROM 10/02:	490

CD COMPARISON

	<u>AS OF 10/02</u>	<u>AS OF 10/03</u>
PERCENT OF CD POPULATION RECEIVING PUBLIC ASSISTANCE:	5%	5%
PERCENT OF CD POPULATION RECEIVING MEDICAID:	21%	24%
PERCENT OF CD POPULATION RECEIVING FOOD STAMPS:	9%	10%

BOROUGH-WIDE COMPARISON

PERCENT OF BOROUGH'S TOTAL POPULATION WITHIN CD (CENSUS 2000): 37%

PERCENT OF BOROUGH'S PUBLIC ASSISTANCE POPULATION WITHIN CD:	77%	77%
PERCENT OF BOROUGH'S MEDICAID POPULATION WITHIN CD:	60%	58%
PERCENT OF BOROUGH'S FOOD STAMP POPULATION WITHIN CD:	67%	66%
CD RANK OF NUMBER OF PERSONS RECEIVING PUBLIC ASSISTANCE:	1	1
CD RANK OF NUMBER OF PERSONS RECEIVING MEDICAID:	1	1
CD RANK OF NUMBER OF PERSONS RECEIVING FOODSTAMPS:	1	1

CITY-WIDE COMPARISON

PERCENT OF CITY'S TOTAL POPULATION WITHIN CD (CENSUS 2000): 2%

PERCENT OF CITY'S PUBLIC ASSISTANCE POPULATION WITHIN CD:	2%	2%
PERCENT OF CITY'S MEDICAID POPULATION WITHIN CD:	2%	2%
PERCENT OF CITY'S FOOD STAMP POPULATION WITHIN CD:	2%	2%
CD RANK OF NUMBER OF PERSONS RECEIVING PUBLIC ASSISTANCE:	23	23
CD RANK OF NUMBER OF PERSONS RECEIVING MEDICAID:	32	31
CD RANK OF NUMBER OF PERSONS RECEIVING FOODSTAMPS:	27	26

* SOURCES FOR MEDICAID DATA CHANGED AS OF JULY 2003

** INCLUDES TANF CASES CONVERTED TO SAFETY NET DUE TO 5-YEAR TIME LIMIT

HUMAN RESOURCES ADMINISTRATION
COMMUNITY DISTRICT DEMOGRAPHICS

BOROUGH Staten Island
COMMUNITY DISTRICT: S02

CENSUS DATA 2000

<u>TOTAL POPULATION</u>	<u>127,071</u>
SINGLE RACE (NON HISPANIC)	112,824
WHITE	98,078
BLACK	3,049
ASIAN	11,257
PACIFIC ISLAND	29
AMERICAN INDIAN AND ALASKA NATIVE	147
OTHER	264
TWO OR MORE	2,060
HISPANIC	12,187
POPULATION 18 AND UNDER	29,723
NUMBER OF HOUSING UNITS	47,253
MEDIAN HOUSEHOLD INCOME	\$56,610
PERSONS BELOW POVERTY LEVEL	11,378
PERCENT BELOW POVERTY LEVEL	9%

INCOME SUPPORT DATA

	<u>AS OF 10/02</u>	<u>AS OF 10/03</u>
<u>PUBLIC ASSISTANCE</u>		
PUBLIC ASSISTANCE RECIPIENTS:	1,567	1,635
PUBLIC ASSISTANCE CASES:	854	896
<u>SSI</u>		
SSI RECIPIENTS:	3,176	3,272
<u>MEDICAID PROGRAM (MA) *</u>		
MEDICAID ONLY ENROLLEES:	8,219	11,036
TOTAL MA ENROLLEES:	14,590	17,324
<u>FOOD STAMPS</u>		
FOOD STAMPS FOR PERSONS RECEIVING PUBLIC ASSISTANCE:	1,600	1,675
FOOD STAMPS FOR PERSONS NOT RECEIVING PUBLIC ASSISTANCE AND SSI ONLY:	2,847	3,283
TOTAL FOOD STAMP RECIPIENTS:	4,447	4,958
FOOD STAMPS FOR HOUSEHOLDS RECEIVING PUBLIC ASSISTANCE:	731	748
FOOD STAMPS FOR HOUSEHOLDS NOT RECEIVING PUBLIC ASSISTANCE AND SSI ONLY:	1,909	2,069
TOTAL FOOD STAMP HOUSEHOLDS:	2,640	2,817

HUMAN RESOURCES ADMINISTRATION
COMMUNITY DISTRICT DEMOGRAPHICS

BREAKDOWN OF INCOME SUPPORT DATA IN: S02

<u>PUBLIC ASSISTANCE</u> (PERSONS)	<u>AS OF 10/02</u>	<u>AS OF 10/03</u>
FAMILY ASSISTANCE PROGRAM (TANF):	908	882
SAFETY NET ASSISTANCE (SNA)**:	653	750
CHILDREN ON PUBLIC ASSISTANCE:	855	869
ADULTS ON PUBLIC ASSISTANCE:	726	785

CHANGE FROM 2002 TO 2003

CHANGE IN NUMBER OF PERSONS RECEIVING PUBLIC ASSISTANCE FROM 10/02:	68
CHANGE IN NUMBER OF CASES RECEIVING PUBLIC ASSISTANCE FROM 10/02:	42
CHANGE IN NUMBER OF PERSONS RECEIVING FOODSTAMPS FROM 10/02:	511
CHANGE IN NUMBER OF HOUSEHOLDS RECEIVING FOODSTAMPS FROM 10/02:	178

CD COMPARISON

	<u>AS OF 10/02</u>	<u>AS OF 10/03</u>
PERCENT OF CD POPULATION RECEIVING PUBLIC ASSISTANCE:	1%	1%
PERCENT OF CD POPULATION RECEIVING MEDICAID:	11%	14%
PERCENT OF CD POPULATION RECEIVING FOOD STAMPS:	3%	4%

BOROUGH-WIDE COMPARISON

PERCENT OF BOROUGH'S TOTAL POPULATION WITHIN CD (CENSUS 2000): 29%

PERCENT OF BOROUGH'S PUBLIC ASSISTANCE POPULATION WITHIN CD:	15%	16%
PERCENT OF BOROUGH'S MEDICAID POPULATION WITHIN CD:	25%	26%
PERCENT OF BOROUGH'S FOOD STAMP POPULATION WITHIN CD:	21%	21%
CD RANK OF NUMBER OF PERSONS RECEIVING PUBLIC ASSISTANCE:	2	2
CD RANK OF NUMBER OF PERSONS RECEIVING MEDICAID:	2	2
CD RANK OF NUMBER OF PERSONS RECEIVING FOODSTAMPS:	2	2

CITY-WIDE COMPARISON

PERCENT OF CITY'S TOTAL POPULATION WITHIN CD (CENSUS 2000): 2%

PERCENT OF CITY'S PUBLIC ASSISTANCE POPULATION WITHIN CD:	0%	0%
PERCENT OF CITY'S MEDICAID POPULATION WITHIN CD:	1%	1%
PERCENT OF CITY'S FOOD STAMP POPULATION WITHIN CD:	1%	1%
CD RANK OF NUMBER OF PERSONS RECEIVING PUBLIC ASSISTANCE:	52	50
CD RANK OF NUMBER OF PERSONS RECEIVING MEDICAID:	52	52
CD RANK OF NUMBER OF PERSONS RECEIVING FOODSTAMPS:	52	52

* SOURCES FOR MEDICAID DATA CHANGED AS OF JULY 2003

** INCLUDES TANF CASES CONVERTED TO SAFETY NET DUE TO 5-YEAR TIME LIMIT

HUMAN RESOURCES ADMINISTRATION
COMMUNITY DISTRICT DEMOGRAPHICS

BOROUGH Staten Island
COMMUNITY DISTRICT: S03

CENSUS DATA 2000

<u>TOTAL POPULATION</u>	<u>152,908</u>
SINGLE RACE (NON HISPANIC)	142,824
WHITE	136,259
BLACK	1,317
ASIAN	4,999
PACIFIC ISLAND	39
AMERICAN INDIAN AND ALASKA NATIVE	101
OTHER	109
TWO OR MORE	1,133
HISPANIC	8,951
POPULATION 18 AND UNDER	38,357
NUMBER OF HOUSING UNITS	55,286
MEDIAN HOUSEHOLD INCOME	\$64,260
PERSONS BELOW POVERTY LEVEL	7,438
PERCENT BELOW POVERTY LEVEL	5%

INCOME SUPPORT DATA

	<u>AS OF 10/02</u>	<u>AS OF 10/03</u>
<u>PUBLIC ASSISTANCE</u>		
PUBLIC ASSISTANCE RECIPIENTS:	741	782
PUBLIC ASSISTANCE CASES:	418	463
<u>SSI</u>		
SSI RECIPIENTS:	2,037	2,103
<u>MEDICAID PROGRAM (MA) *</u>		
MEDICAID ONLY ENROLLEES:		
TOTAL MA ENROLLEES:	8,131	
<u>FOOD STAMPS</u>		
FOOD STAMPS FOR PERSONS RECEIVING		
PUBLIC ASSISTANCE:	724	804
FOOD STAMPS FOR PERSONS NOT RECEIVING		
PUBLIC ASSISTANCE AND SSI ONLY:	2,027	2,295
TOTAL FOOD STAMP RECIPIENTS:	2,751	3,099
FOOD STAMPS FOR HOUSEHOLDS RECEIVING		
PUBLIC ASSISTANCE:	346	388
FOOD STAMPS FOR HOUSEHOLDS NOT RECEIVING		
PUBLIC ASSISTANCE AND SSI ONLY:	1,367	1,493
TOTAL FOOD STAMP HOUSEHOLDS:	1,713	1,881

HUMAN RESOURCES ADMINISTRATION
COMMUNITY DISTRICT DEMOGRAPHICS

BREAKDOWN OF INCOME SUPPORT DATA IN: S03

<u>PUBLIC ASSISTANCE</u> (PERSONS)	<u>AS OF 10/02</u>	<u>AS OF 10/03</u>
FAMILY ASSISTANCE PROGRAM (TANF):	428	383
SAFETY NET ASSISTANCE (SNA)**:	311	398
CHILDREN ON PUBLIC ASSISTANCE:	371	372
ADULTS ON PUBLIC ASSISTANCE:	386	434

CHANGE FROM 2002 TO 2003

CHANGE IN NUMBER OF PERSONS RECEIVING PUBLIC ASSISTANCE FROM 10/02:	41
CHANGE IN NUMBER OF CASES RECEIVING PUBLIC ASSISTANCE FROM 10/02:	45
CHANGE IN NUMBER OF PERSONS RECEIVING FOODSTAMPS FROM 10/02:	348
CHANGE IN NUMBER OF HOUSEHOLDS RECEIVING FOODSTAMPS FROM 10/02:	168

CD COMPARISON

	<u>AS OF 10/02</u>	<u>AS OF 10/03</u>
PERCENT OF CD POPULATION RECEIVING PUBLIC ASSISTANCE:	0%	1%
PERCENT OF CD POPULATION RECEIVING MEDICAID:	5%	0%
PERCENT OF CD POPULATION RECEIVING FOOD STAMPS:	2%	2%

BOROUGH-WIDE COMPARISON

PERCENT OF BOROUGH'S TOTAL POPULATION WITHIN CD (CENSUS 2000): 35%

PERCENT OF BOROUGH'S PUBLIC ASSISTANCE POPULATION WITHIN CD:	7%	7%
PERCENT OF BOROUGH'S MEDICAID POPULATION WITHIN CD:	14%	
PERCENT OF BOROUGH'S FOOD STAMP POPULATION WITHIN CD:	13%	13%
CD RANK OF NUMBER OF PERSONS RECEIVING PUBLIC ASSISTANCE:	3	3
CD RANK OF NUMBER OF PERSONS RECEIVING MEDICAID:	3	
CD RANK OF NUMBER OF PERSONS RECEIVING FOODSTAMPS:	3	3

CITY-WIDE COMPARISON

PERCENT OF CITY'S TOTAL POPULATION WITHIN CD (CENSUS 2000): 2%

PERCENT OF CITY'S PUBLIC ASSISTANCE POPULATION WITHIN CD:	0%	0%
PERCENT OF CITY'S MEDICAID POPULATION WITHIN CD:	0%	
PERCENT OF CITY'S FOOD STAMP POPULATION WITHIN CD:	0%	0%
CD RANK OF NUMBER OF PERSONS RECEIVING PUBLIC ASSISTANCE:	58	57
CD RANK OF NUMBER OF PERSONS RECEIVING MEDICAID:	54	
CD RANK OF NUMBER OF PERSONS RECEIVING FOODSTAMPS:	53	53

* SOURCES FOR MEDICAID DATA CHANGED AS OF JULY 2003

** INCLUDES TANF CASES CONVERTED TO SAFETY NET DUE TO 5-YEAR TIME LIMIT

DIRECT SERVICES

HUMAN RESOURCES ADMINISTRATION
DIRECT SERVICE OFFICES
FY 2004

BOROUGH: BRONX

COMMUNITY DISTRICT (LOCATED): B01

AIDS SERVICES

BERGEN OFFICE
434 E 147TH ST - 1ST FLOOR 10455

FOOD STAMP OFFICE

BERGEN FS CENTER
305 RIDER AVE 10451

JOB CENTER

RIDER JOB CENTER
305 RIDER AVENUE 10451

BERGEN JOB CENTER
414 EAST 147TH STREET 10455

MEDICAL ASSISTANCE OFFICE

LINCOLN HOSPITAL MEDICAID OFFICE
234 E 149TH ST 10451

COMMUNITY DISTRICT (LOCATED): B03

MEDICAL ASSISTANCE OFFICE

BRONX-LEBANON HOSPITAL MEDICAID OFFICE
1276 FULTON AV 10456

COMMUNITY DISTRICT (LOCATED): B04

AIDS SERVICES

KINGSBRIDGE OFFICE
260 E 161ST ST -3RD FLOOR 10456

FOOD STAMP OFFICE

MELROSE FS CENTER
260 E 161 STREET 10451

HUMAN RESOURCES ADMINISTRATION
DIRECT SERVICE OFFICES
FY 2004

JOB CENTER

MELROSE JOB CENTER
260 E 161 ST 10451

CONCOURSE JOB CENTER
1365 JEROME AV 10457

MEDICAL ASSISTANCE OFFICE

MORRISANIA MEDICAID OFFICE
1225 GERARD AVE., BASEMENT 10452

COMMUNITY DISTRICT (LOCATED): B05

AIDS SERVICES

GRAND CONCOURSE
1790 GRAND CONCOURSE, 1ST FLOOR 0457

HOME CARE SERVICES

BRONX CASA
1775 GRAND CONCOURSE 10453
CD(S) SERVED: B01-B12

COMMUNITY DISTRICT (LOCATED): B06

FOOD STAMP OFFICE

CROTONA FS CENTER
1910 MONTEREY AVENUE 10457

JOB CENTER

CROTONA JOB CENTER
1910 MONTEREY AVENUE 10457

COMMUNITY DISTRICT (LOCATED): B07

MEDICAL ASSISTANCE OFFICE

N. CENTRAL BRONX HOSPITAL MEDICAID OFF.
3424 KOSSUTH AV 10467

HUMAN RESOURCES ADMINISTRATION
DIRECT SERVICE OFFICES
FY 2004

COMMUNITY DISTRICT (LOCATED): B09

TRANSITIONAL OPPORTUNITIES PROG

COLGATE TOP CENTER
1209 COLGATE AVE 10472

COMMUNITY DISTRICT (LOCATED): B11

MEDICAL ASSISTANCE OFFICE

JACOBI HOSPITAL MEDICAID OFFICE
1400 PELHAM PARKWAY 10461

COMMUNITY DISTRICT (LOCATED): B12

ADULT PROTECTIVE SERVICES

BRONX BOROUGH OFFICE
815 BURKE AVE 10467

HUMAN RESOURCES ADMINISTRATION
DIRECT SERVICE OFFICES
FY 2004

BOROUGH: BROOKLYN

COMMUNITY DISTRICT (LOCATED): K01

FOOD STAMP OFFICE

WILLIAMSBURG FS CENTER
30 THORNTON ST 11206

JOB CENTER

BUSHWICK JOB CENTER
30 THORNTON STREET 11206

COMMUNITY DISTRICT (LOCATED): K02

ADULT PROTECTIVE SERVICES

BROOKLYN BOROUGH OFFICE
233 SCHERMERHORN STREET 11201

AIDS SERVICES

GREENWOOD OFFICE
275 BERGEN STREET 11217

FOOD STAMP OFFICE

BOROUGH HALL FS CENTER
210 LIVINGSTON STREET 11201

FORT GREENE FS CENTER
275 BERGEN STREET 11217

HOMEBOUND FS CENTER
215 DUFFIELD STREET 11201

RESIDENTIAL FACILITIES FS CENTER
233 SCHERMERHORN ST. 11201

SSI FS CENTER
233 SCHERMERHORN ST. 11201

GREENWOOD FS CENTER
253 SCHERMERHORN ST 11201

HUMAN RESOURCES ADMINISTRATION
DIRECT SERVICE OFFICES
FY 2004

HOME CARE SERVICES

HOYT ST, CASA
1 HOYT ST 11201
CD(S) SERVED: K01-K04,K06-K09, K14-K15

JOB CENTER

LINDEN JOB CENTER
210 LIVINGSTON STREET 11217

GREENWOOD JOB CENTER
275 BERGEN ST 11217

REFUGEE ANNEX
98 FLATBUSH AVE 11201

SPECIAL NEEDS

VETERANS' SERVICE CENTER
25 CHAPEL STREET 11201

COMMUNITY DISTRICT (LOCATED): K03

FOOD STAMP OFFICE

N. BROOKLYN FS CENTER
500 DEKALB AVE 11205

JOB CENTER

DEKALB JOB CENTER
500 DEKALB AVENUE 11205

MEDICAL ASSISTANCE OFFICE

WOODHULL HOSPITAL MEDICAID OFFICE
760 BROADWAY

COMMUNITY DISTRICT (LOCATED): K05

AIDS SERVICES

BROWNSVILLE OFFICE
17 HINSDALE ST - 1ST FLOOR 11201

HUMAN RESOURCES ADMINISTRATION
DIRECT SERVICE OFFICES
FY 2004

HOME CARE SERVICES

CASA VIII OFFICE
710 HENDRIX ST 11207
CD(S) SERVED: K05,K16-K18

JOB CENTER

EUCLID JOB CENTER
404 PINE STREET 11208

MEDICAL ASSISTANCE OFFICE

EAST NEW YORK MEDICAID OFFICE
2094 PITKIN AVE

COMMUNITY DISTRICT (LOCATED): K06

MEDICAL ASSISTANCE OFFICE

BOERUM HILL
35 4TH AVE

SERVICE CENTER

RED HOOK SERVICE CENTER
80 DWIGHT STREET 11231

COMMUNITY DISTRICT (LOCATED): K09

MEDICAL ASSISTANCE OFFICE

KINGS COUNTY HOSPITAL MEDICAID OFFICE
441 CLARKSON AV 11203

COMMUNITY DISTRICT (LOCATED): K10

FOOD STAMP OFFICE

NEW UTRECHT FS CENTER
6740 FOURTH AVE 11220

JOB CENTER

BAYRIDGE JOB CENTER
6740 FOURTH AVE 11217

HUMAN RESOURCES ADMINISTRATION
DIRECT SERVICE OFFICES
FY 2004

COMMUNITY DISTRICT (LOCATED): K13

AIDS SERVICES

CONEY ISLAND
3050 WEST 21ST STREET, 1ST FLOOR 224

FOOD STAMP OFFICE

BRIGHTON FS CENTER
2865 WEST 8TH ST. 11224

MIDWOOD FS CENTER
3051 W 21 ST 11224

CONEY ISLAND FS CENTER
2865 W. 8TH STREET 11224

HOME CARE SERVICES

CASA VII OFFICE
2865 W 8TH ST 11224
CD(S) SERVED: K010-K13

JOB CENTER

CONEY ISLAND JOB CENTER
3050 W 21 ST 11224

MEDICAL ASSISTANCE OFFICE

CONEY ISLAND MEDICAID OFFICE
30-50 West 21st Street 11224

HUMAN RESOURCES ADMINISTRATION
DIRECT SERVICE OFFICES
FY 2004

BOROUGH: MANHATTAN

COMMUNITY DISTRICT (LOCATED): M01

HOME CARE SERVICES

CASA III OFFICE
11 PARK PLACE 10007
CD(S) SERVED: M01-M08

JOB CENTER

SEAPORT JOB CENTER
172 WATER ST 10038

REFUGEE CENTER
2 WASHINGTON STREET 10004

COMMUNITY DISTRICT (LOCATED): M02

JOB CENTER

WAVERLY JOB CENTER
12 W 14TH ST 10016

SENIOR CENTER
12 W 14TH ST 10011

SPECIAL NEEDS

SENIOR AID PROGRAM
12 W 14TH ST 10011

COMMUNITY DISTRICT (LOCATED): M03

MEDICAL ASSISTANCE OFFICE

GOUVERNEUR HOSPITAL MEDICAID OFFICE
227 MADISON STREET 10002

COMMUNITY DISTRICT (LOCATED): M04

ADULT PROTECTIVE SERVICES

CENTRAL INTAKE
330 WEST 34 STREET 4TH FLOOR 10001

HUMAN RESOURCES ADMINISTRATION
DIRECT SERVICE OFFICES
FY 2004

MEDICAL ASSISTANCE OFFICE

MEDICAID RENEWAL ONLY
340A W 34TH ST 10001

COMMUNITY DISTRICT (LOCATED): M05

ADULT PROTECTIVE SERVICES

MANHATTAN BOROUGH OFFICE
400 EIGHTH AVENUE 10001

AIDS SERVICES

WAVERLY HASA
400 8TH AVE 10001

AMSTERDAM OFFICE
400 8TH AV - 8TH FLOOR 10001

FOOD STAMP OFFICE

UNION SQUARE FS CENTER
109 E 16 ST 10003

JOB CENTER/SPECIAL NEEDS

UNION SQUARE JOB CENTER
109 E 16TH STREET 10003

SPECIAL NEEDS

TRACKING & REVIEW UNIT
109 E 16TH STREET 10003

RESIDENTIAL TREATMENT SERVICE CTR
109 E 16TH STREET 10003

COMMUNITY DISTRICT (LOCATED): M06

FOOD STAMP OFFICE

YORKVILLE FS CENTER
225 EAST 34TH STREET 10016

HUMAN RESOURCES ADMINISTRATION
DIRECT SERVICE OFFICES
FY 2004

JOB CENTER

YORKVILLE JOB CENTER
255 EAST 34TH ST 10016

MEDICAL ASSISTANCE OFFICE

BELLEVUE HOSPITAL MEDICAID OFFICE
466 FIRST AV 10016

COMMUNITY DISTRICT (LOCATED): M09

JOB CENTER

HAMILTON JOB CENTER
530 W 135TH STREET 10031

COMMUNITY DISTRICT (LOCATED): M10

AIDS SERVICES

ST. NICHOLAS OFFICE
132 W 125TH ST - BASEMENT 10027

FOOD STAMP OFFICE

ST. NICHOLAS FS CENTER
132 W 125TH STREET 10027

HOME CARE SERVICES

CASA V OFFICE
132 W 125TH ST 10027
CD(S) SERVED: M09-M12

JOB CENTER

ST. NICHOLAS JOB CENTER
132 W 125TH STREET 10027

MEDICAL ASSISTANCE OFFICE

HARLEM HOSPITAL MEDICAID OFFICE
530 LENOX AVENUE 10037

HUMAN RESOURCES ADMINISTRATION
DIRECT SERVICE OFFICES
FY 2004

COMMUNITY DISTRICT (LOCATED): M11

FOOD STAMP OFFICE

EAST END FS CENTER
2322 THIRD AVE 10035

HOUSING, HOMELESS SVCS.

RIVERVIEW JOB CENTER
1951 PARK AVE 10037

JOB CENTER

EAST END JOB CENTER
2322 THIRD AVE 10035

MEDICAL ASSISTANCE OFFICE

METROPOLITAN HOSPITAL MEDICAID OFFICE
1901 FIRST AV 10029

COMMUNITY DISTRICT (LOCATED): M12

FOOD STAMP OFFICE

WASHINGTON HEIGHTS FS CENTER
4660 BROADWAY 10040

JOB CENTER

DYCKMAN JOB CENTER
4660 BROADWAY 10040

MEDICAL ASSISTANCE OFFICE

COLUMBIA PRESB. HOSPITAL MEDICAID OFFICE
622 W 168TH ST 10032

HUMAN RESOURCES ADMINISTRATION
DIRECT SERVICE OFFICES
FY 2004

BOROUGH: QUEENS

COMMUNITY DISTRICT (LOCATED): Q01

AIDS SERVICES

QUEENSBORO OFFICE
33-28 NORTHERN BLVD - 5TH FLOOR 101

FOOD STAMP OFFICE

FLUSHING FS CENTER
32-20 NORTHERN BLVD 11101

JOB CENTER

FAMILY SERVICES CALL CENTER
33-28 NORTHERN BLVD 11101

QUEENS JOB CENTER
32-20 NORTHERN BLVD. 11101

COMMUNITY DISTRICT (LOCATED): Q02

FOOD STAMP OFFICE

LONG ISLAND CITY FS CENTER
42-15 32 PL 11101

HOME CARE SERVICES

CASA II OFFICE
45-02 32ND PLACE 11101
CD(S) SERVED: Q01-Q07,Q11

COMMUNITY DISTRICT (LOCATED): Q04

MEDICAL ASSISTANCE OFFICE

ELMHURST HOSPITAL MEDICAID OFFICE
79-01 BROADWAY 11373

HUMAN RESOURCES ADMINISTRATION
DIRECT SERVICE OFFICES
FY 2004

COMMUNITY DISTRICT (LOCATED): Q12

ADULT PROTECTIVE SERVICES

QUEENS BOROUGH OFFICE
90-75 SUTPHIN BLVD 11435

FOOD STAMP OFFICE

JAMAICA FS CENTER
90-75 SUTPHIN BLVD 11435

HOME CARE SERVICES

CASA X OFFICE
92-31 UNION HALL ST 11433
CD(S) SERVED: Q08-Q10,Q12-Q14

JOB CENTER

JAMAICA JOB CENTER
90-75 SUTPHIN BLVD 11435

MEDICAL ASSISTANCE OFFICE

JAMAICA MEDICAID OFFICE
90-75 SUTPHIN BLVD 11435

COMMUNITY DISTRICT (LOCATED): Q14

FOOD STAMP OFFICE

ROCKAWAY FS CENTER
520 BEACH 20TH STREET 11691

JOB CENTER

ROCKAWAY JOB CENTER
219 BEACH 59TH ST 11692

MEDICAL ASSISTANCE OFFICE

ROCKAWAY MEDICAID OFFICE
219 BEACH 59TH ST 11693

HUMAN RESOURCES ADMINISTRATION
DIRECT SERVICE OFFICES
FY 2004

BOROUGH: STATEN ISLAND

COMMUNITY DISTRICT (LOCATED): S01

ADULT PROTECTIVE SERVICES

STATEN ISLAND BOROUGH OFF
360 ST. MARKS PLACE 10301

AIDS SERVICES

STATEN ISLAND HASA
201 BAY ST 10301

FOOD STAMP OFFICE

ST GEORGE FS CENTER
444 ST MARK'S PL 10301

HOME CARE SERVICES

CASA IV OFFICE
350 ST MARKS PLACE - 3RD FLOOR11031
CD(S) SERVED: S01-S03

JOB CENTER

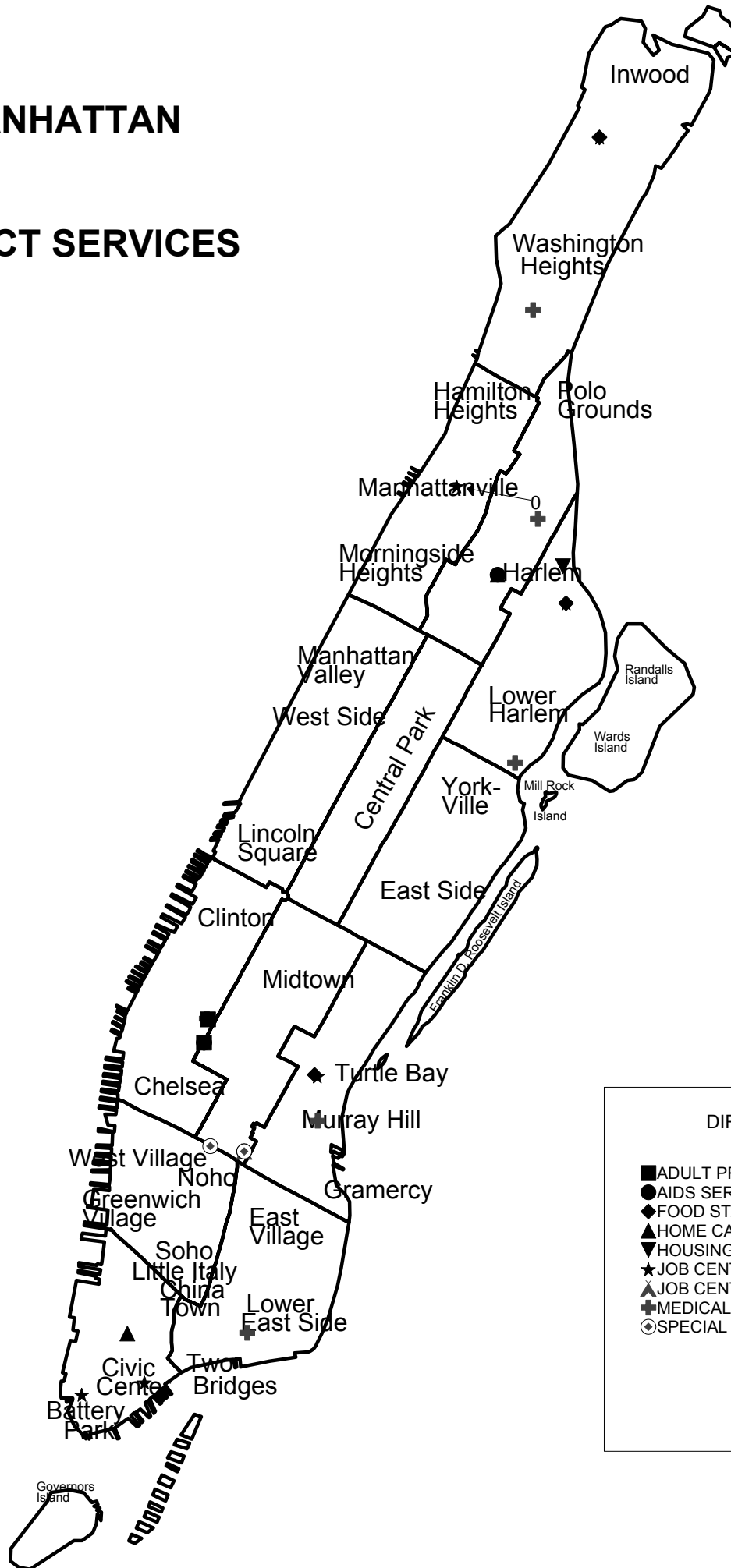
RICHMOND JOB CENTER
201 BAY ST 10301

MEDICAL ASSISTANCE OFFICE

STATEN ISL. MEDICAID OFFICE
350 ST MARKS PL 10301

MANHATTAN

DIRECT SERVICES

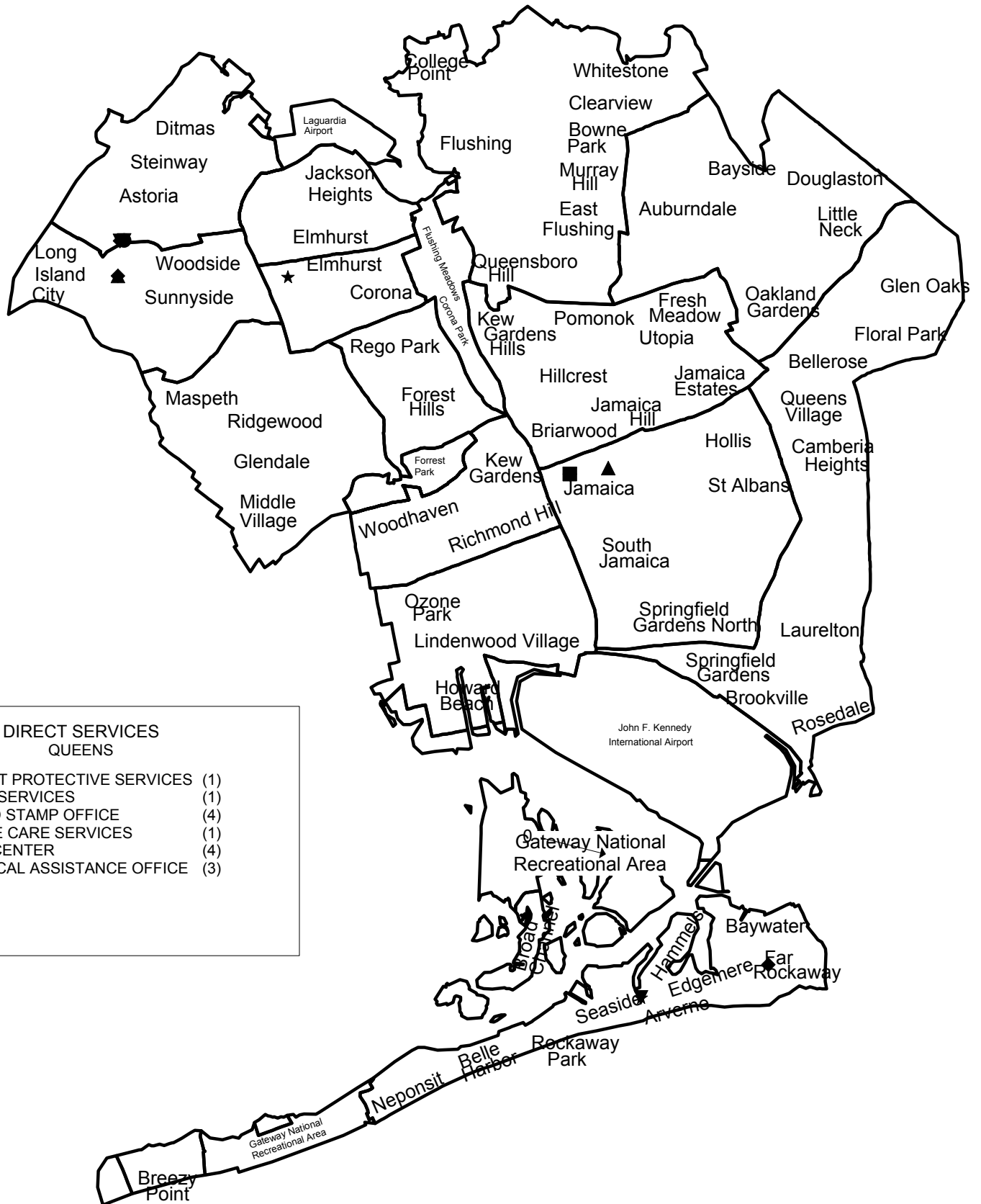


DIRECT SERVICES MANHATTAN	
■	ADULT PROTECTIVE SERVICES (2)
●	AIDS SERVICES (3)
◆	FOOD STAMP OFFICE (5)
▲	HOME CARE SERVICES (2)
▼	HOUSING, HOMELESS SVCS. (1)
★	JOB CENTER (9)
▲	JOB CENTER/SPECIAL NEEDS (1)
⊕	MEDICAL ASSISTANCE OFFICE (6)
⊙	SPECIAL NEEDS (3)



QUEENS

DIRECT SERVICES

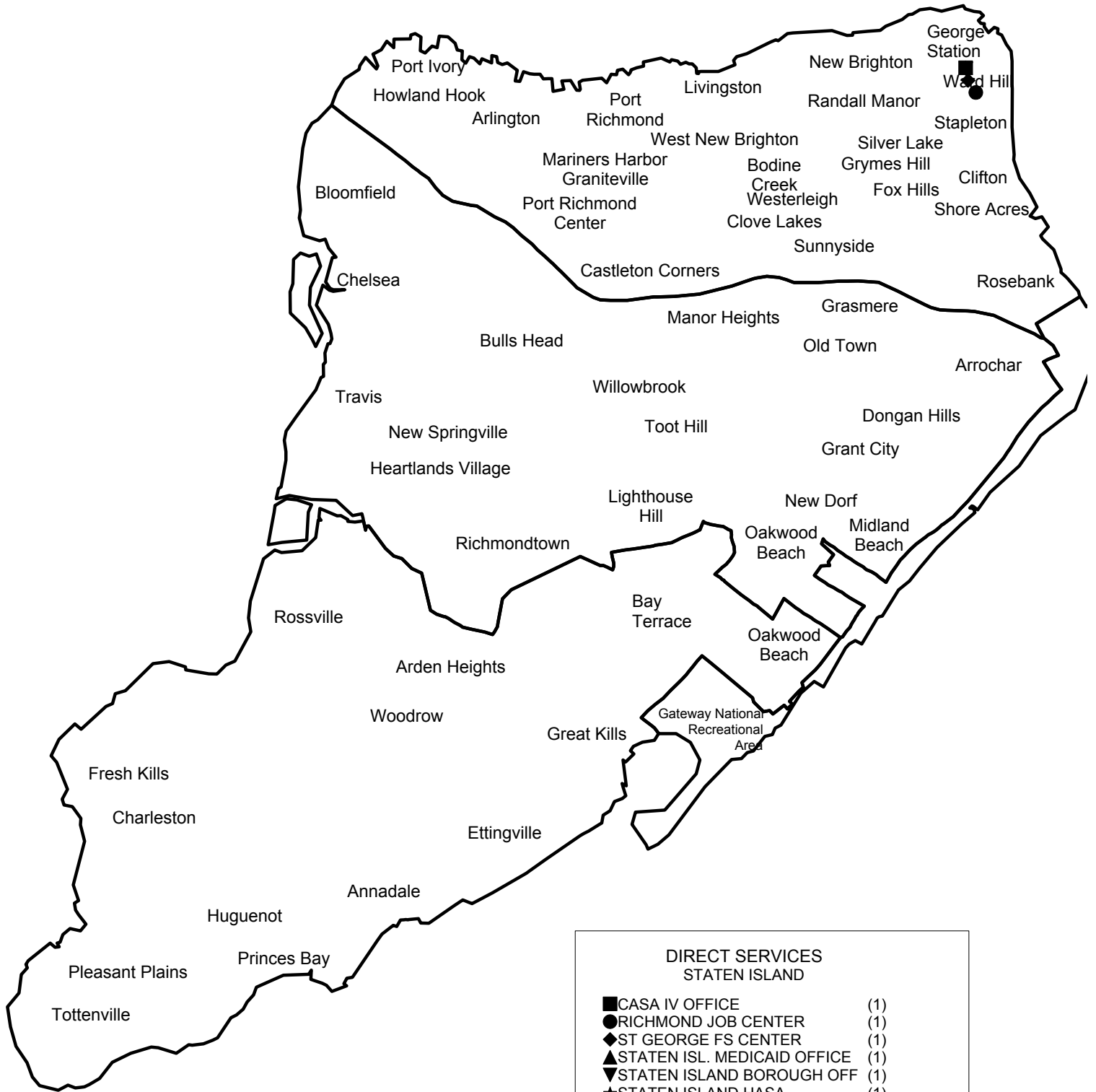


**DIRECT SERVICES
QUEENS**

- ADULT PROTECTIVE SERVICES (1)
- AIDS SERVICES (1)
- ◆ FOOD STAMP OFFICE (4)
- ▲ HOME CARE SERVICES (1)
- ▼ JOB CENTER (4)
- ★ MEDICAL ASSISTANCE OFFICE (3)

STATEN ISLAND

DIRECT SERVICES



**CONTRACTED
SERVICES**

HUMAN RESOURCES ADMINISTRATION
CONTRACTED SERVICES
As of August, 2003

BOROUGH: **Bronx**

COMMUNITY DISTRICT (LOCATED):

Program Area : MAP

Home Care- Home Attendant Services

All City Care (Best Care)
814 East 233 Street, 2nd Floor 10466

Start Date: End Date:
Amount:
COMMUNITY DISTRICT(S) SERVED:Bronx

Alliance Home Services, Inc.
1 Salvator Naclerio Plaza 10466

Start Date: End Date:
Amount:
COMMUNITY DISTRICT(S) SERVED:Bronx

Bronx Jewish Comm. Council HA Services
2930 Wallace Avenue 10467

Start Date: End Date:
Amount:
COMMUNITY DISTRICT(S) SERVED:Bronx

Christian Community In Action, Inc.
910 East 172 Street 10460

Start Date: End Date:
Amount:
COMMUNITY DISTRICT(S) SERVED:Bronx

** Contract Amounts are reflective of annual budget.
-Information on HASA contractors are excluded due to confidentiality
-Information on Home Care contracts are excluded because they do not represent a financial obligation by NYC, but rather a "best estimate" of the potential use of Medicaid services rendered by the authorized home care provider.*

HUMAN RESOURCES ADMINISTRATION
CONTRACTED SERVICES
As of August, 2003

Family Care Services, Inc.
355 East 149 Street, 3rd Floor 10455

Start Date: End Date:
Amount:
COMMUNITY DISTRICT(S) SERVED:Bronx

Puerto Rican HA Services, Inc
564 Southern Boulevard 10455

Start Date: End Date:
Amount:
COMMUNITY DISTRICT(S) SERVED:Bronx

Rain Home Attendant Services, Inc
708 Lydig Avenue 10462

Start Date: End Date:
Amount:
COMMUNITY DISTRICT(S) SERVED:Bronx

SEBNC Quality Vending Services, Inc
1967 Turnbull Avenue 10473

Start Date: End Date:
Amount:
COMMUNITY DISTRICT(S) SERVED:Bronx

Tremont Comm. Council HA Program, Inc
4197 Park Avenue, 2nd Floor 10457

Start Date: End Date:
Amount:
COMMUNITY DISTRICT(S) SERVED:Bronx

** Contract Amounts are reflective of annual budget.
-Information on HASA contractors are excluded due to confidentiality
-Information on Home Care contracts are excluded because they do not represent a financial obligation by NYC, but rather a "best estimate" of the potential use of Medicaid services rendered by the authorized home care provider.*

HUMAN RESOURCES ADMINISTRATION
CONTRACTED SERVICES
As of August, 2003

Home Care- Housekeeping Services

VNS Group Health Home Care - GHI
355 East 149th Street 10455

Start Date: End Date:
Amount:
COMMUNITY DISTRICT(S) SERVED:citywide

South Bronx Housekeeper Vendor Program
2804 Third Ave. 10455

Start Date: End Date:
Amount:
COMMUNITY DISTRICT(S) SERVED:citywide

COMMUNITY DISTRICT (LOCATED) :B02

Program Area : HASA

AIDS Housing - Permanent

AIDS Housing - Permanent*

Start Date: 1/1/99 End Date: 12/31/03
Amount: \$481,032.00
COMMUNITY DISTRICT(S) SERVED:

AIDS Housing - Scatter Site

AIDS Housing - Scatter Site

Start Date: 7/1/01 End Date: 6/30/04
Amount: \$1,296,905.00
COMMUNITY DISTRICT(S) SERVED:citywide

* Contract Amounts are reflective of annual budget.
-Information on HASA contractors are excluded due to confidentiality
-Information on Home Care contracts are excluded because they do not represent a financial obligation by NYC, but rather a "best estimate" of the potential use of Medicaid services rendered by the authorized home care provider.

HUMAN RESOURCES ADMINISTRATION
CONTRACTED SERVICES
As of August, 2003

AIDS Housing - Scatter Site

Start Date: 7/1/03 End Date: 6/30/04
Amount: \$870,715.00
COMMUNITY DISTRICT(S) SERVED:citywide

AIDS Housing - Scatter Site

Start Date: 7/1/03 End Date: 6/30/05
Amount: \$3,632,145.00
COMMUNITY DISTRICT(S) SERVED:citywide

COMMUNITY DISTRICT (LOCATED):B03

Program Area : HASA

AIDS Housing - Permanent

AIDS Housing - Permanent

Start Date: 4/1/00 End Date: 3/31/10
Amount: \$13,573,010.00
COMMUNITY DISTRICT(S) SERVED:citywide

COMMUNITY DISTRICT (LOCATED):B04

Program Area : HASA

AIDS Housing - Permanent

AIDS Housing - Permanent

Start Date: 10/1/02 End Date: 9/30/07
Amount: \$1,780,770.00
COMMUNITY DISTRICT(S) SERVED:citywide

* Contract Amounts are reflective of annual budget.
-Information on HASA contractors are excluded due to confidentiality
-Information on Home Care contracts are excluded because they do not represent a financial obligation by NYC, but rather a "best estimate" of the potential use of Medicaid services rendered by the authorized home care provider.

HUMAN RESOURCES ADMINISTRATION
CONTRACTED SERVICES
As of August, 2003

AIDS Housing - Scatter Site

AIDS Housing - Scatter Site

Start Date: 7/1/03 End Date: 6/30/04
Amount: \$607,863.00
COMMUNITY DISTRICT(S) SERVED:citywide

AIDS Housing - Scatter Site

Start Date: 7/1/01 End Date: 6/30/04
Amount: \$2,221,140.00
COMMUNITY DISTRICT(S) SERVED:citywide

COMMUNITY DISTRICT (LOCATED) :B05

Program Area : FIA

ISP - Homelessness Prevention

Citizen Advice Bureau, Inc.
2054 Morris Avenue 10453

Start Date: 1/16/03 End Date: 1/15/06
Amount: \$4,500,000.00
COMMUNITY DISTRICT(S) SERVED:citywide

Program Area : HASA

AIDS Housing - Permanent

AIDS Housing - Permanent

Start Date: 7/1/97 End Date: 6/30/07
Amount: \$17,201,012.00
COMMUNITY DISTRICT(S) SERVED:B05

* Contract Amounts are reflective of annual budget.
-Information on HASA contractors are excluded due to confidentiality
-Information on Home Care contracts are excluded because they do not represent a financial obligation by NYC, but rather a "best estimate" of the potential use of Medicaid services rendered by the authorized home care provider.

HUMAN RESOURCES ADMINISTRATION
CONTRACTED SERVICES
As of August, 2003

COMMUNITY DISTRICT (LOCATED):B07

Program Area : HASA

AIDS Housing - Transitional

AIDS Housing - Transitional

Start Date: 10/1/00 End Date: 9/30/03
Amount: \$4,400,975.00
COMMUNITY DISTRICT(S) SERVED:citywide

Program Area : OHMHS

Clinical Case Management

Visiting Nurse Service of NY
107 East 210 Street 10021

Start Date: 12/8/00 End Date: 12/7/03
Amount: \$27,318,876.00
COMMUNITY DISTRICT(S) SERVED:

Consolidated Service Model,Bronx

University Behavior Associates
111 East 210 Street 10467

Start Date: 12/8/00 End Date: 12/7/03
Amount: \$15,951,925.00
COMMUNITY DISTRICT(S) SERVED:citywide

* Contract Amounts are reflective of annual budget.
-Information on HASA contractors are excluded due to confidentiality
-Information on Home Care contracts are excluded because they do not represent a financial obligation by NYC, but rather a "best estimate" of the potential use of Medicaid services rendered by the authorized home care provider.

HUMAN RESOURCES ADMINISTRATION
CONTRACTED SERVICES
As of August, 2003

COMMUNITY DISTRICT (LOCATED):B10

Program Area : HASA

AIDS Housing - Scatter Site

AIDS Housing - Scatter Site

Start Date: 7/1/02 End Date: 6/30/05
Amount: \$4,779,426.00
COMMUNITY DISTRICT(S) SERVED:citywide

AIDS Housing - Scatter Site

Start Date: 7/1/03 End Date: 6/30/04
Amount: \$1,601,688.00
COMMUNITY DISTRICT(S) SERVED:citywide

AIDS Housing - Transitional

AIDS Housing - Transitional

Start Date: 2/1/99 End Date: 1/31/04
Amount: \$9,283,210.00
COMMUNITY DISTRICT(S) SERVED:citywide

AIDS Housing - Transitional

Start Date: 7/1/03 End Date: 6/30/04
Amount: \$321,164.00
COMMUNITY DISTRICT(S) SERVED:citywide

* Contract Amounts are reflective of annual budget.
-Information on HASA contractors are excluded due to confidentiality
-Information on Home Care contracts are excluded because they do not represent a financial obligation by NYC, but rather a "best estimate" of the potential use of Medicaid services rendered by the authorized home care provider.

HUMAN RESOURCES ADMINISTRATION
CONTRACTED SERVICES
As of August, 2003

COMMUNITY DISTRICT (LOCATED):B11

Program Area : OHMHS

Supplimentary Services for TANF

Yeshiva University- AECOM
1300 Morris Park Ave 10461

Start Date: 12/1/02 End Date: 6/30/05
Amount: \$3,858,190.00
COMMUNITY DISTRICT(S) SERVED:citywide

** Contract Amounts are reflective of annual budget.
-Information on HASA contractors are excluded due to confidentiality
-Information on Home Care contracts are excluded because they do not represent a financial obligation
by NYC, but rather a "best estimate" of the potential use of Medicaid services rendered
by the authorized home care provider.*

HUMAN RESOURCES ADMINISTRATION
CONTRACTED SERVICES
As of August, 2003

BOROUGH: Brooklyn

COMMUNITY DISTRICT (LOCATED):

Program Area : MAP

Home Care- Home Attendant Services

Americare, Inc.
171 Kings Highway 11223

Start Date: End Date:
Amount:
COMMUNITY DISTRICT(S) SERVED:Brooklyn

Barele, Inc. D/B/A OMEGA Home Health Services
44 Court Street, Suite 700 11201

Start Date: End Date:
Amount:
COMMUNITY DISTRICT(S) SERVED:Brooklyn

Beth Emeth Home Attendant Services, Inc
1080 McDonald Ave. 11230

Start Date: End Date:
Amount:
COMMUNITY DISTRICT(S) SERVED:Brooklyn

BHRAGS Home Care, Corporation (1)
444 Thomas Boyland Avenue 11212

Start Date: End Date:
Amount:
COMMUNITY DISTRICT(S) SERVED:Brooklyn

** Contract Amounts are reflective of annual budget.
-Information on HASA contractors are excluded due to confidentiality
-Information on Home Care contracts are excluded because they do not represent a financial obligation
by NYC, but rather a "best estimate" of the potential use of Medicaid services rendered
by the authorized home care provider.*

HUMAN RESOURCES ADMINISTRATION
CONTRACTED SERVICES
As of August, 2003

Bushwick Stuyvesant Heights Home Attendant Inc.
1004 Gates Avenue 11221

Start Date: End Date:
Amount:
COMMUNITY DISTRICT(S) SERVED:Brooklyn

CABS Home Attendant Service, Inc.
545 Broadway 11206

Start Date: End Date:
Amount:
COMMUNITY DISTRICT(S) SERVED:Brooklyn

CABS Nursing Home Co.
270 Nostrand Avenue 11205

Start Date: End Date:
Amount:
COMMUNITY DISTRICT(S) SERVED:Brooklyn

Community Home Care Referral Services D/B/A Helping Han
3920 13th Avenue 11218

Start Date: End Date:
Amount:
COMMUNITY DISTRICT(S) SERVED:Brooklyn

Family Home Care Services of Brooklyn and Queens, Inc
241 37th Street 11232

Start Date: End Date:
Amount:
COMMUNITY DISTRICT(S) SERVED:Brooklyn

** Contract Amounts are reflective of annual budget.
-Information on HASA contractors are excluded due to confidentiality
-Information on Home Care contracts are excluded because they do not represent a financial obligation
by NYC, but rather a "best estimate" of the potential use of Medicaid services rendered
by the authorized home care provider.*

HUMAN RESOURCES ADMINISTRATION
CONTRACTED SERVICES
As of August, 2003

Home Attendant Services of Hyde Park
1273 53rd St. 11219

Start Date: End Date:
Amount:
COMMUNITY DISTRICT(S) SERVED:Brooklyn

Home Attendant Vendor Agency
3036-B Nostrand Avenue 11229

Start Date: End Date:
Amount:
COMMUNITY DISTRICT(S) SERVED:Brooklyn

Home Care Services For Independent Living
2044 Ocean Avenue, 11230

Start Date: End Date:
Amount:
COMMUNITY DISTRICT(S) SERVED:Brooklyn

Human Development Association, Inc.
12 Heyward Street 11211

Start Date: End Date:
Amount:
COMMUNITY DISTRICT(S) SERVED:Brooklyn

MetroCare Home Services
1958 Fulton Street 11233

Start Date: End Date:
Amount:
COMMUNITY DISTRICT(S) SERVED:Brooklyn

** Contract Amounts are reflective of annual budget.
-Information on HASA contractors are excluded due to confidentiality
-Information on Home Care contracts are excluded because they do not represent a financial obligation by NYC, but rather a "best estimate" of the potential use of Medicaid services rendered by the authorized home care provider.*

HUMAN RESOURCES ADMINISTRATION
CONTRACTED SERVICES
As of August, 2003

P.S.C. Community Services, Inc.
176 Java Street 11222

Start Date: End Date:
Amount:
COMMUNITY DISTRICT(S) SERVED:Brooklyn

Prospect Home Care
1650 Coney Island Ave. 11230

Start Date: End Date:
Amount:
COMMUNITY DISTRICT(S) SERVED:Brooklyn

Quality Care, Inc. D/B/A/ Gentiva Health Services
50 Court Street, Suite 1204 11240

Start Date: End Date:
Amount:
COMMUNITY DISTRICT(S) SERVED:Brooklyn

Ridgewood Bushwick Senior Citizens Council
280 Wycoff Avenue 11237

Start Date: End Date:
Amount:
COMMUNITY DISTRICT(S) SERVED:Brooklyn

School Settlement Home Attendant Service Corp.
357 Manhattan Avenue 11211

Start Date: End Date:
Amount:
COMMUNITY DISTRICT(S) SERVED:Brooklyn

** Contract Amounts are reflective of annual budget.
-Information on HASA contractors are excluded due to confidentiality
-Information on Home Care contracts are excluded because they do not represent a financial obligation by NYC, but rather a "best estimate" of the potential use of Medicaid services rendered by the authorized home care provider.*

HUMAN RESOURCES ADMINISTRATION
CONTRACTED SERVICES
As of August, 2003

Services For the Underserved Home Attendant Program, In
50 Court Street 11240

Start Date: End Date:
Amount:
COMMUNITY DISTRICT(S) SERVED:Brooklyn

St. Nicholas Human Support Corp.
11-29 Catherine Street 11211

Start Date: End Date:
Amount:
COMMUNITY DISTRICT(S) SERVED:Brooklyn

U.H.S. Home Attendant, Inc.
484-488 Rockaway Avenue 11212

Start Date: End Date:
Amount:
COMMUNITY DISTRICT(S) SERVED:Brooklyn

Family Home Care Services Of Brooklyn & Queens Inc.
241 37th Street 11232

Start Date: End Date:
Amount:
COMMUNITY DISTRICT(S) SERVED:Queens

Ridgewood Bushwick Senior Citizens Council
280 Wycoff Avenue 11237

Start Date: End Date:
Amount:
COMMUNITY DISTRICT(S) SERVED:Queens

** Contract Amounts are reflective of annual budget.
-Information on HASA contractors are excluded due to confidentiality
-Information on Home Care contracts are excluded because they do not represent a financial obligation
by NYC, but rather a "best estimate" of the potential use of Medicaid services rendered
by the authorized home care provider.*

HUMAN RESOURCES ADMINISTRATION
CONTRACTED SERVICES
As of August, 2003

Home Care- Housekeeping Services

BHRAGS, Incorporated
1212 East New York Avenue 11212

Start Date: End Date:
Amount:
COMMUNITY DISTRICT(S) SERVED:citywide

Bushwick Economic Development Corporation
61-61 Cooper Street 11207

Start Date: End Date:
Amount:
COMMUNITY DISTRICT(S) SERVED:citywide

CABS Housekeeper Service, Incorporated
545 Broadway 3rd fl 11206

Start Date: End Date:
Amount:
COMMUNITY DISTRICT(S) SERVED:citywide

United Homecare Service, Incorporated
484 Rockaway Ave. 11212

Start Date: End Date:
Amount:
COMMUNITY DISTRICT(S) SERVED:citywide

** Contract Amounts are reflective of annual budget.
-Information on HASA contractors are excluded due to confidentiality
-Information on Home Care contracts are excluded because they do not represent a financial obligation by NYC, but rather a "best estimate" of the potential use of Medicaid services rendered by the authorized home care provider.*

HUMAN RESOURCES ADMINISTRATION
CONTRACTED SERVICES
As of August, 2003

COMMUNITY DISTRICT (LOCATED):K01

Program Area : HASA

AIDS Housing - Scatter Site

AIDS Housing - Scatter Site

Start Date: 7/1/01 End Date: 6/30/04
Amount: \$641,619.00
COMMUNITY DISTRICT(S) SERVED:citywide

AIDS Housing - Scatter Site

Start Date: 10/1/00 End Date: 6/30/04
Amount: \$1,576,680.00
COMMUNITY DISTRICT(S) SERVED:citywide

AIDS Housing - Scatter Site

Start Date: 7/1/02 End Date: 6/30/05
Amount: \$10,452,411.00
COMMUNITY DISTRICT(S) SERVED:citywide

COMMUNITY DISTRICT (LOCATED):K02

Program Area : FIA

Employment Services and Training

Concera Corporation
248 Duffield Street, 4th Floor 11201

Start Date: 12/1/02 End Date: 11/30/05
Amount: \$7,679,250.00
COMMUNITY DISTRICT(S) SERVED:citywide

* Contract Amounts are reflective of annual budget.
-Information on HASA contractors are excluded due to confidentiality
-Information on Home Care contracts are excluded because they do not represent a financial obligation by NYC, but rather a "best estimate" of the potential use of Medicaid services rendered by the authorized home care provider.

HUMAN RESOURCES ADMINISTRATION
CONTRACTED SERVICES
As of August, 2003

Employment Services and Training (Special Populations)

The Hope Program
157 Montaque Street 11201

Start Date: 10/1/01 End Date: 9/30/06
Amount: \$1,980,135.00
COMMUNITY DISTRICT(S) SERVED:citywide

Skills Assessment and Job Placement

Concera Corporation
248 Duffield Street, 4th Floor 11201

Start Date: 12/1/02 End Date: 11/30/05
Amount: \$40,088,125.00
COMMUNITY DISTRICT(S) SERVED:citywide

Program Area : HASA

AIDS Housing - Scatter Site

AIDS Housing - Scatter Site

Start Date: 10/1/00 End Date: 6/30/04
Amount: \$1,512,742.00
COMMUNITY DISTRICT(S) SERVED:citywide

AIDS Housing - Scatter Site

Start Date: 7/1/01 End Date: 12/31/03
Amount:
COMMUNITY DISTRICT(S) SERVED:

AIDS Housing - Scatter Site

Start Date: 7/1/01 End Date: 6/30/04
Amount: \$2,054,022.00
COMMUNITY DISTRICT(S) SERVED:citywide

* Contract Amounts are reflective of annual budget.
-Information on HASA contractors are excluded due to confidentiality
-Information on Home Care contracts are excluded because they do not represent a financial obligation by NYC, but rather a "best estimate" of the potential use of Medicaid services rendered by the authorized home care provider.

HUMAN RESOURCES ADMINISTRATION
CONTRACTED SERVICES
As of August, 2003

Program Area : ODVEIS

Adopt a School Teen Relationship

Center for the Elimination of Violence in the Family
25 Chapel Street, 11201

Start Date: 9/1/01 End Date: 8/31/03
Amount: \$1,064,000.00
COMMUNITY DISTRICT(S) SERVED:citywide

Center for th Elimination of Violence in the Family
25 Chapel Street, 11201

Start Date: 9/1/02 End Date: 8/31/03
Amount: \$325,000.00
COMMUNITY DISTRICT(S) SERVED:

Emergency Shelter

Center for the Elimination of Violence in the Family
25 Chapel Street, 11201

Start Date: 3/1/03 End Date: 2/28/04
Amount: \$2,337,034.00
COMMUNITY DISTRICT(S) SERVED:citywide

COMMUNITY DISTRICT (LOCATED) :K03

Program Area : HASA

AIDS Housing - Scatter Site

AIDS Housing - Scatter Site

Start Date: 10/1/00 End Date: 6/30/04
Amount: \$1,581,930.00
COMMUNITY DISTRICT(S) SERVED:citywide

* Contract Amounts are reflective of annual budget.

-Information on HASA contractors are excluded due to confidentiality

-Information on Home Care contracts are excluded because they do not represent a financial obligation by NYC, but rather a "best estimate" of the potential use of Medicaid services rendered by the authorized home care provider.

HUMAN RESOURCES ADMINISTRATION
CONTRACTED SERVICES
As of August, 2003

AIDS Housing - Scatter Site*

Start Date: 7/1/01 End Date: 6/30/06
Amount: \$2,233,130.00
COMMUNITY DISTRICT(S) SERVED:citywide

AIDS Housing - Scatter Site

Start Date: 7/1/01 End Date: 6/30/04
Amount: \$2,037,282.00
COMMUNITY DISTRICT(S) SERVED:citywide

AIDS Housing - Scatter Site

Start Date: 7/1/02 End Date: 6/30/05
Amount: \$1,759,626.00
COMMUNITY DISTRICT(S) SERVED:citywide

COMMUNITY DISTRICT (LOCATED):K06

Program Area : HASA

AIDS Housing - Permanent

AIDS Housing - Permanent

Start Date: 11/1/00 End Date: 10/31/05
Amount: \$3,054,383.00
COMMUNITY DISTRICT(S) SERVED:citywide

* Contract Amounts are reflective of annual budget.

-Information on HASA contractors are excluded due to confidentiality

-Information on Home Care contracts are excluded because they do not represent a financial obligation by NYC, but rather a "best estimate" of the potential use of Medicaid services rendered by the authorized home care provider.

HUMAN RESOURCES ADMINISTRATION
CONTRACTED SERVICES
As of August, 2003

COMMUNITY DISTRICT (LOCATED):K07

Program Area : HASA

AIDS Housing - Scatter Site

AIDS Housing - Scatter Site

Start Date: 7/1/01 End Date: 6/30/04
Amount: \$1,609,860.00
COMMUNITY DISTRICT(S) SERVED:citywide

AIDS Housing - Scatter Site

Start Date: 7/1/01 End Date: 12/31/03
Amount:
COMMUNITY DISTRICT(S) SERVED:citywide

COMMUNITY DISTRICT (LOCATED):K08

Program Area : HASA

AIDS Housing - Scatter Site

AIDS Housing - Scatter Site

Start Date: 7/1/03 End Date: 6/30/04
Amount: \$2,029,308.00
COMMUNITY DISTRICT(S) SERVED:citywide

* Contract Amounts are reflective of annual budget.
-Information on HASA contractors are excluded due to confidentiality
-Information on Home Care contracts are excluded because they do not represent a financial obligation by NYC, but rather a "best estimate" of the potential use of Medicaid services rendered by the authorized home care provider.

HUMAN RESOURCES ADMINISTRATION
CONTRACTED SERVICES
As of August, 2003

COMMUNITY DISTRICT (LOCATED):K09

Program Area : FIA

Employment Services and Training (Special Populations)

NYC Health Hospital Kings County
451 Clarkson Ave 11203

Start Date: 7/1/01 End Date: 6/30/06
Amount: \$5,217,280.00
COMMUNITY DISTRICT(S) SERVED:

COMMUNITY DISTRICT (LOCATED):K14

Program Area : FIA

ISP - Homelessness Prevention

Church Avenue Merchants Block Association, Inc.
1720 Church Avenue 11226

Start Date: 1/16/03 End Date: 1/15/06
Amount: \$3,319,410.00
COMMUNITY DISTRICT(S) SERVED:citywide

Program Area : HASA

AIDS Housing - Scatter Site

AIDS Housing - Scatter Site

Start Date: 7/1/01 End Date: 6/30/04
Amount: \$1,964,529.00
COMMUNITY DISTRICT(S) SERVED:citywide

* Contract Amounts are reflective of annual budget.
-Information on HASA contractors are excluded due to confidentiality
-Information on Home Care contracts are excluded because they do not represent a financial obligation by NYC, but rather a "best estimate" of the potential use of Medicaid services rendered by the authorized home care provider.

HUMAN RESOURCES ADMINISTRATION
CONTRACTED SERVICES
As of August, 2003

AIDS Housing - Scatter Site

Start Date: 7/1/02 End Date: 12/31/03
Amount:
COMMUNITY DISTRICT(S) SERVED:citywide

COMMUNITY DISTRICT (LOCATED):K16

Program Area : HASA

AIDS Housing - Scatter Site

AIDS Housing - Scatter Site

Start Date: 5/15/01 End Date: 2/14/05
Amount: \$2,574,076.00
COMMUNITY DISTRICT(S) SERVED:K01; K02; K03; K04

** Contract Amounts are reflective of annual budget.
-Information on HASA contractors are excluded due to confidentiality
-Information on Home Care contracts are excluded because they do not represent a financial obligation
by NYC, but rather a "best estimate" of the potential use of Medicaid services rendered
by the authorized home care provider.*

HUMAN RESOURCES ADMINISTRATION
CONTRACTED SERVICES
As of August, 2003

BOROUGH: Manhattan

COMMUNITY DISTRICT (LOCATED):

Program Area : ODVEIS

Non-Residential Service for Victims of Domestic Violence

Sanctuary For Families
PO Box 1406, Wall Street Station 10268

Start Date: 10/1/02 End Date: 9/30/03
Amount: \$333,334.00
COMMUNITY DISTRICT(S) SERVED:citywide

COMMUNITY DISTRICT (LOCATED):M01

Program Area : FIA

Employment Services and Training

NYANA- New York Association for New Americans
17 Battery Place 10004

Start Date: 12/1/02 End Date: 11/30/05
Amount: \$3,442,000.00
COMMUNITY DISTRICT(S) SERVED:citywide

Wildcat Service Corporation
17 Battery Place 10004

Start Date: 12/1/02 End Date: 11/30/05
Amount: \$60,337,500.00
COMMUNITY DISTRICT(S) SERVED:citywide

* Contract Amounts are reflective of annual budget.
-Information on HASA contractors are excluded due to confidentiality
-Information on Home Care contracts are excluded because they do not represent a financial obligation by NYC, but rather a "best estimate" of the potential use of Medicaid services rendered by the authorized home care provider.

HUMAN RESOURCES ADMINISTRATION
CONTRACTED SERVICES
As of August, 2003

Program Area : HASA

AIDS Housing - Permanent

AIDS Housing - Permanent

Start Date: 7/1/01 End Date: 6/30/06
Amount: \$4,439,215.00
COMMUNITY DISTRICT(S) SERVED:citywide

AIDS Housing - Permanent

Start Date: 7/1/02 End Date: 6/30/06
Amount: \$284,774.00
COMMUNITY DISTRICT(S) SERVED:citywide

AIDS Housing - Scatter Site

AIDS Housing - Scatter Site

Start Date: 10/1/00 End Date: 6/30/04
Amount: \$2,440,072.00
COMMUNITY DISTRICT(S) SERVED:citywide

AIDS Housing - Scatter Site

Start Date: 7/1/01 End Date: 6/30/04
Amount: \$4,380,573.00
COMMUNITY DISTRICT(S) SERVED:citywide

AIDS Housing - Transitional

AIDS Housing - Transitional

Start Date: 10/1/00 End Date: 9/30/03
Amount: \$4,722,348.00
COMMUNITY DISTRICT(S) SERVED:citywide

* Contract Amounts are reflective of annual budget.
-Information on HASA contractors are excluded due to confidentiality
-Information on Home Care contracts are excluded because they do not represent a financial obligation by NYC, but rather a "best estimate" of the potential use of Medicaid services rendered by the authorized home care provider.

HUMAN RESOURCES ADMINISTRATION
CONTRACTED SERVICES
As of August, 2003

Program Area : ODvEIS

Adopt a School Teen Relationship

Safe Horizon
2 Lafayette Street 10007

Start Date: 9/1/02 End Date: 8/31/03
Amount: \$195,000.00
COMMUNITY DISTRICT(S) SERVED:citywide

Food Stamp Prescreening Teams

Community Food Resource Center
39 Broadway, 10 Floor 10006

Start Date: 12/1/02 End Date: 11/30/03
Amount: \$497,232.00
COMMUNITY DISTRICT(S) SERVED:citywide

Non-Residential Service for Victims of Domestic Violence

New York Association For New Americans, Inc.
17 Battery Place 10004

Start Date: 10/1/02 End Date: 9/30/03
Amount: \$602,174.00
COMMUNITY DISTRICT(S) SERVED:citywide

Nutrition Education (Cookshop)

Community Food Resource Center
39 Broadway, 10 Floor 10006

Start Date: 10/1/02 End Date: 9/30/03
Amount: \$484,918.00
COMMUNITY DISTRICT(S) SERVED:citywide

* Contract Amounts are reflective of annual budget.

-Information on HASA contractors are excluded due to confidentiality

-Information on Home Care contracts are excluded because they do not represent a financial obligation by NYC, but rather a "best estimate" of the potential use of Medicaid services rendered by the authorized home care provider.

HUMAN RESOURCES ADMINISTRATION
CONTRACTED SERVICES
As of August, 2003

COMMUNITY DISTRICT (LOCATED) :M02

Program Area : FIA

Employment Services and Training

Federation Employment and Guidance Services (FECS)
315 Hudson Street, 7th Floor 10013

Start Date: 12/1/02 End Date: 11/30/05
Amount: \$7,051,500.00
COMMUNITY DISTRICT(S) SERVED:citywide

Employment Services and Training (Special Populations)

Binding Together
200 Hudson Street 10013

Start Date: 7/1/01 End Date: 6/30/06
Amount: \$5,057,090.00
COMMUNITY DISTRICT(S) SERVED:citywide

Fund for the City of NY Midtown Community Court
121 6th Avenue 10013

Start Date: 10/1/01 End Date: 9/30/06
Amount: \$1,667,500.00
COMMUNITY DISTRICT(S) SERVED:

Skills Assessment and Job Placement

Federation Employment and Guidance Services (FECS)
315 Hudson Street, 7th Floor 10013

Start Date: 12/1/02 End Date: 11/30/05
Amount: \$32,096,750.00
COMMUNITY DISTRICT(S) SERVED:citywide

* Contract Amounts are reflective of annual budget.

-Information on HASA contractors are excluded due to confidentiality

-Information on Home Care contracts are excluded because they do not represent a financial obligation by NYC, but rather a "best estimate" of the potential use of Medicaid services rendered by the authorized home care provider.

HUMAN RESOURCES ADMINISTRATION
CONTRACTED SERVICES
As of August, 2003

Program Area : HASA

AIDS Housing - Permanent

AIDS Housing - Permanent

Start Date: 9/1/03 End Date: 6/30/04
Amount: \$465,754.00
COMMUNITY DISTRICT(S) SERVED:citywide

AIDS Housing - Permanent

Start Date: 1/1/01 End Date: 6/30/04
Amount: \$1,792,039.00
COMMUNITY DISTRICT(S) SERVED:M04

AIDS Housing - Permanent*

Start Date: 2/1/99 End Date: 1/31/04
Amount: \$394,160.00
COMMUNITY DISTRICT(S) SERVED:

AIDS Housing - Permanent*

Start Date: 4/1/00 End Date: 6/30/05
Amount: \$645,767.00
COMMUNITY DISTRICT(S) SERVED:

AIDS Housing - Scatter Site

AIDS Housing - Scatter Site

Start Date: 7/1/01 End Date: 6/30/04
Amount: \$11,611,497.00
COMMUNITY DISTRICT(S) SERVED:B06

* Contract Amounts are reflective of annual budget.

-Information on HASA contractors are excluded due to confidentiality

-Information on Home Care contracts are excluded because they do not represent a financial obligation by NYC, but rather a "best estimate" of the potential use of Medicaid services rendered by the authorized home care provider.

HUMAN RESOURCES ADMINISTRATION
CONTRACTED SERVICES
As of August, 2003

Program Area : ODVEIS

Adopt a School Teen Relationship

Edwin Gould Services for Children
41 - 51 East 11th Street, 7th 10003

Start Date: 9/1/01 End Date: 8/31/03
Amount: \$265,800.00
COMMUNITY DISTRICT(S) SERVED:citywide

Edwin Gould Services for Children
41-51 East 11th Street, 7th 10003

Start Date: 9/1/02 End Date: 8/31/03
Amount: \$130,000.00
COMMUNITY DISTRICT(S) SERVED:

COMMUNITY DISTRICT (LOCATED) :M03

Program Area : HASA

AIDS Housing - Permanent

AIDS Housing - Permanent

Start Date: 7/1/99 End Date: 6/30/04
Amount: \$3,955,010.00
COMMUNITY DISTRICT(S) SERVED:citywide

AIDS Housing - Permanent

Start Date: 5/1/95 End Date: 4/30/05
Amount: \$4,696,763.00
COMMUNITY DISTRICT(S) SERVED:citywide

* Contract Amounts are reflective of annual budget.

-Information on HASA contractors are excluded due to confidentiality

-Information on Home Care contracts are excluded because they do not represent a financial obligation by NYC, but rather a "best estimate" of the potential use of Medicaid services rendered by the authorized home care provider.

HUMAN RESOURCES ADMINISTRATION
CONTRACTED SERVICES
As of August, 2003

Program Area : ODVEIS

Emergency Counseling Services

Henry Street Settlement
265 Henry Street 10002

Start Date: 5/1/02 End Date: 9/30/03
Amount: \$268,500.00
COMMUNITY DISTRICT(S) SERVED:Lower Manhattan

YMCA/Chinatown
100 Hester Street 10002

Start Date: 5/1/02 End Date: 9/30/03
Amount: \$57,000.00
COMMUNITY DISTRICT(S) SERVED:Lower Manhattan

Non-Residential Service for Victims of Domestic Violence

New York Asian Women's Center
39 Bowery Street, P.O. Box 375 10002

Start Date: 10/1/02 End Date: 9/30/03
Amount: \$250,671.00
COMMUNITY DISTRICT(S) SERVED:citywide

Barrier Free Living, Inc.
270 East Second Street 10009

Start Date: 10/1/01 End Date: 9/30/03
Amount: \$251,335.00
COMMUNITY DISTRICT(S) SERVED:citywide

* Contract Amounts are reflective of annual budget.
-Information on HASA contractors are excluded due to confidentiality
-Information on Home Care contracts are excluded because they do not represent a financial obligation by NYC, but rather a "best estimate" of the potential use of Medicaid services rendered by the authorized home care provider.

HUMAN RESOURCES ADMINISTRATION
CONTRACTED SERVICES
As of August, 2003

COMMUNITY DISTRICT (LOCATED) :M04

Program Area : FIA

Employment Services and Training

Consortum for Work Education
275 7th Ave. 27th Floor 10001

Start Date: 10/1/02 End Date: 9/30/05
Amount: \$7,149,250.00
COMMUNITY DISTRICT(S) SERVED:citywide

America Works of New York, Inc.
575 8th Ave, 14th Floor 10013

Start Date: 11/1/02 End Date: 10/31/05
Amount: \$8,316,278.00
COMMUNITY DISTRICT(S) SERVED:citywide

Medical Examinations

H.S. Systems, Inc.
321 West 44th Street 10036

Start Date: 4/1/03 End Date: 3/31/06
Amount: \$16,836,642.00
COMMUNITY DISTRICT(S) SERVED:citywide

Program Area : HASA

AIDS Housing - Scatter Site

AIDS Housing - Scatter Site

Start Date: 7/1/01 End Date: 6/30/04
Amount: \$5,508,480.00
COMMUNITY DISTRICT(S) SERVED:citywide

* Contract Amounts are reflective of annual budget.
-Information on HASA contractors are excluded due to confidentiality
-Information on Home Care contracts are excluded because they do not represent a financial obligation by NYC, but rather a "best estimate" of the potential use of Medicaid services rendered by the authorized home care provider.

HUMAN RESOURCES ADMINISTRATION
CONTRACTED SERVICES
As of August, 2003

AIDS Housing - Scatter Site

Start Date: 7/1/03 End Date: 6/30/04
Amount: \$514,533.00
COMMUNITY DISTRICT(S) SERVED:citywide

AIDS Housing - Transitional

AIDS Housing - Transitional

Start Date: 6/1/01 End Date: 5/31/04
Amount: \$3,335,850.00
COMMUNITY DISTRICT(S) SERVED:citywide

AIDS Services- Financial Advocacy

AIDS Services- Financial Advocacy

Start Date: 7/1/03 End Date: 6/30/04
Amount: \$494,078.00
COMMUNITY DISTRICT(S) SERVED:citywide

Provision of Food and Nutrition Services to Persons wi

Provision of Food and Nutrition Services to Persons wit

Start Date: 1/1/03 End Date: 12/31/05
Amount: \$2,943,686.00
COMMUNITY DISTRICT(S) SERVED:citywide

* Contract Amounts are reflective of annual budget.
-Information on HASA contractors are excluded due to confidentiality
-Information on Home Care contracts are excluded because they do not represent a financial obligation by NYC, but rather a "best estimate" of the potential use of Medicaid services rendered by the authorized home care provider.

HUMAN RESOURCES ADMINISTRATION
CONTRACTED SERVICES
As of August, 2003

COMMUNITY DISTRICT (LOCATED) :M05

Program Area : FIA

Employment Services and Training

Career & Educational Consultants
1328 Broadway 10001

Start Date: 10/1/02 End Date: 9/30/05
Amount: \$926,046.00
COMMUNITY DISTRICT(S) SERVED:citywide

Non Profit Assistance Corp.
915 Broadway Suite 1703 10010

Start Date: 12/15/02 End Date: 12/14/05
Amount: \$9,047,750.00
COMMUNITY DISTRICT(S) SERVED:citywide

Employment Services and Training (Special Populations)

Career & Educational Consultants
1328 Broadway 10001

Start Date: 10/1/01 End Date: 9/30/06
Amount: \$1,074,713.52
COMMUNITY DISTRICT(S) SERVED:citywide

Non Profit Assistance Corp.
915 Broadway Suite 1703 10010

Start Date: 9/1/01 End Date: 8/31/06
Amount: \$4,865,500.00
COMMUNITY DISTRICT(S) SERVED:citywide

* Contract Amounts are reflective of annual budget.
-Information on HASA contractors are excluded due to confidentiality
-Information on Home Care contracts are excluded because they do not represent a financial obligation by NYC, but rather a "best estimate" of the potential use of Medicaid services rendered by the authorized home care provider.

HUMAN RESOURCES ADMINISTRATION
CONTRACTED SERVICES
As of August, 2003

Women's Housing & Economic Development
70 West 36th Street - Suite 70 10018

Start Date: 11/1/01 End Date: 10/31/06
Amount: \$4,253,500.00
COMMUNITY DISTRICT(S) SERVED:citywide

Skills Assessment and Job Placement

Arbor, Inc.
212 West 35 Street, 9th Fl 10001

Start Date: 1/15/03 End Date: 1/14/06
Amount: \$19,608,750.00
COMMUNITY DISTRICT(S) SERVED:citywide

Program Area : HASA

AIDS Housing - Permanent

AIDS Housing - Permanent

Start Date: 7/1/96 End Date: 6/30/06
Amount: \$9,144,175.00
COMMUNITY DISTRICT(S) SERVED:citywide

AIDS Housing - Permanent

Start Date: 11/1/98 End Date: 10/31/03
Amount: \$6,547,040.00
COMMUNITY DISTRICT(S) SERVED:citywide

AIDS Housing - Scatter Site

AIDS Housing - Scatter Site

Start Date: 4/1/03 End Date: 3/31/05
Amount: \$2,698,992.00
COMMUNITY DISTRICT(S) SERVED:citywide

* Contract Amounts are reflective of annual budget.

-Information on HASA contractors are excluded due to confidentiality

-Information on Home Care contracts are excluded because they do not represent a financial obligation by NYC, but rather a "best estimate" of the potential use of Medicaid services rendered by the authorized home care provider.

HUMAN RESOURCES ADMINISTRATION
CONTRACTED SERVICES
As of August, 2003

AIDS Housing - Scatter Site

Start Date: 7/1/01 End Date: 6/30/04
Amount: \$5,803,185.00
COMMUNITY DISTRICT(S) SERVED:K06, K07, K08, K14,

Program Area : ODVEIS

Domestic Violence Tier II Shelter

HELP Social Services, Corp.
30 East 33rd Street 10016

Start Date: 10/1/99 End Date: 9/30/04
Amount: \$9,542,646.00
COMMUNITY DISTRICT(S) SERVED:M01--M10

Emergency Shelter

HELP Social Services, Corp.
30 East 33rd Street 10016

Start Date: 3/1/03 End Date: 2/28/04
Amount: \$2,508,037.00
COMMUNITY DISTRICT(S) SERVED:citywide

Jewish Board Of Family & Children's Services, Inc.
120 West 57th Street 10019

Start Date: 3/1/03 End Date: 2/28/04
Amount: \$1,305,127.00
COMMUNITY DISTRICT(S) SERVED:citywide

* Contract Amounts are reflective of annual budget.
-Information on HASA contractors are excluded due to confidentiality
-Information on Home Care contracts are excluded because they do not represent a financial obligation by NYC, but rather a "best estimate" of the potential use of Medicaid services rendered by the authorized home care provider.

HUMAN RESOURCES ADMINISTRATION
CONTRACTED SERVICES
As of August, 2003

Non-Residential Service for Victims of Domestic Violence

Good Shepherd Services, Inc.
305 Seventh Avenue 10001

Start Date: 10/1/02 End Date: 9/30/03
Amount: \$252,043.00
COMMUNITY DISTRICT(S) SERVED:citywide

New York City Gay & Lesbian Anti-Violence Project
240 West 35th Street 10001

Start Date: 10/1/02 End Date: 9/30/03
Amount: \$154,157.00
COMMUNITY DISTRICT(S) SERVED:citywide

HELP Social Services, Corp.
30 East 33rd Street 10016

Start Date: 10/1/02 End Date: 9/30/03
Amount: \$464,635.00
COMMUNITY DISTRICT(S) SERVED:citywide

Nutrition Education

Cornell Cooperative Extension of New York
16 East 34th Street 10016

Start Date: 10/1/02 End Date: 9/30/03
Amount: \$589,567.00
COMMUNITY DISTRICT(S) SERVED:citywide

* Contract Amounts are reflective of annual budget.

-Information on HASA contractors are excluded due to confidentiality

-Information on Home Care contracts are excluded because they do not represent a financial obligation by NYC, but rather a "best estimate" of the potential use of Medicaid services rendered by the authorized home care provider.

HUMAN RESOURCES ADMINISTRATION
CONTRACTED SERVICES
As of August, 2003

COMMUNITY DISTRICT (LOCATED) :M06

Program Area : FIA

ISP - Homelessness Prevention

Catholic Charities Community Services
1011 First Ave 10022

Start Date: 1/16/03 End Date: 1/15/06
Amount: \$4,636,377.00
COMMUNITY DISTRICT(S) SERVED:citywide

Program Area : HASA

AIDS Housing - Permanent

AIDS Housing - Permanent

Start Date: 7/1/93 End Date: 6/30/14
Amount: \$19,775,700.00
COMMUNITY DISTRICT(S) SERVED:M07

AIDS Housing - Scatter Site

AIDS Housing - Scatter Site

Start Date: 7/1/02 End Date: 6/30/05
Amount: \$1,470,411.00
COMMUNITY DISTRICT(S) SERVED:citywide

Program Area : OHMHS

Consolidated Service Model, Brooklyn

National Association on Drug Abuse Problems
355 Lexington Ave 10012

Start Date: 12/8/00 End Date: 12/7/03
Amount: \$13,274,129.00
COMMUNITY DISTRICT(S) SERVED:citywide

* Contract Amounts are reflective of annual budget.

-Information on HASA contractors are excluded due to confidentiality

-Information on Home Care contracts are excluded because they do not represent a financial obligation by NYC, but rather a "best estimate" of the potential use of Medicaid services rendered by the authorized home care provider.

HUMAN RESOURCES ADMINISTRATION
CONTRACTED SERVICES
As of August, 2003

Substance Abuse

The National Center For Addiction & Substance Abuse
633 Third Avenue, 19th Floor 10017

Start Date: 7/1/02 End Date: 6/30/05
Amount: \$7,500,000.00
COMMUNITY DISTRICT(S) SERVED:citywide

Substance Abuse Centralized Assessment Program

National Association on Drug Abuse Problems
355 Lexington Ave 10012

Start Date: 9/23/02 End Date: 9/22/05
Amount: \$17,803,800.00
COMMUNITY DISTRICT(S) SERVED:citywide

COMMUNITY DISTRICT (LOCATED) :M07

Program Area : FIA

Central Disaster Info and Victim Services Clearing Hou

American Red Cross In Greater New York
150 Amsterdam Ave 10023

Start Date: 10/31/02 End Date: 10/31/03
Amount: \$254,604.00
COMMUNITY DISTRICT(S) SERVED:citywide

Program Area : HASA

AIDS Housing - Permanent

AIDS Housing - Permanent

Start Date: 3/1/00 End Date: 2/28/05
Amount: \$5,818,225.00
COMMUNITY DISTRICT(S) SERVED:citywide

* Contract Amounts are reflective of annual budget.

-Information on HASA contractors are excluded due to confidentiality

-Information on Home Care contracts are excluded because they do not represent a financial obligation by NYC, but rather a "best estimate" of the potential use of Medicaid services rendered by the authorized home care provider.

HUMAN RESOURCES ADMINISTRATION
CONTRACTED SERVICES
As of August, 2003

COMMUNITY DISTRICT (LOCATED) :M08

Program Area : HASA

AIDS Housing - Permanent

AIDS Housing - Permanent

Start Date: 7/1/01 End Date: 6/30/04
Amount: \$2,220,000.00
COMMUNITY DISTRICT(S) SERVED:citywide

AIDS Housing - Permanent

Start Date: 12/1/95 End Date: 11/30/05
Amount: \$9,114,961.00
COMMUNITY DISTRICT(S) SERVED:M05

AIDS Housing - Scatter Site

AIDS Housing - Scatter Site

Start Date: 7/1/01 End Date: 6/30/04
Amount:
COMMUNITY DISTRICT(S) SERVED:

COMMUNITY DISTRICT (LOCATED) :M09

Program Area : HASA

AIDS Housing - Permanent

AIDS Housing - Permanent

Start Date: 1/1/95 End Date: 12/31/04
Amount: \$11,177,470.00
COMMUNITY DISTRICT(S) SERVED:M04

* Contract Amounts are reflective of annual budget.
-Information on HASA contractors are excluded due to confidentiality
-Information on Home Care contracts are excluded because they do not represent a financial obligation by NYC, but rather a "best estimate" of the potential use of Medicaid services rendered by the authorized home care provider.

HUMAN RESOURCES ADMINISTRATION
CONTRACTED SERVICES
As of August, 2003

AIDS Housing - Transitional

AIDS Housing - Transitional

Start Date: 11/1/99 End Date: 10/31/03
Amount: \$1,578,880.46
COMMUNITY DISTRICT(S) SERVED:citywide

COMMUNITY DISTRICT (LOCATED) :M10

Program Area : HASA

AIDS Housing - Scatter Site

AIDS Housing - Scatter Site

Start Date: 10/1/00 End Date: 6/30/04
Amount: \$1,595,272.00
COMMUNITY DISTRICT(S) SERVED:citywide

AIDS Housing - Scatter Site

Start Date: 7/1/02 End Date: 6/30/05
Amount: \$4,786,350.00
COMMUNITY DISTRICT(S) SERVED:citywide

AIDS Housing - Scatter Site

Start Date: 7/1/03 End Date: 6/30/04
Amount: \$4,786,350.00
COMMUNITY DISTRICT(S) SERVED:citywide

AIDS Housing - Scatter Site

Start Date: 7/1/02 End Date: 6/30/05
Amount: \$4,261,239.00
COMMUNITY DISTRICT(S) SERVED:citywide

* Contract Amounts are reflective of annual budget.

-Information on HASA contractors are excluded due to confidentiality

-Information on Home Care contracts are excluded because they do not represent a financial obligation by NYC, but rather a "best estimate" of the potential use of Medicaid services rendered by the authorized home care provider.

HUMAN RESOURCES ADMINISTRATION
CONTRACTED SERVICES
As of August, 2003

BOROUGH: New York

COMMUNITY DISTRICT (LOCATED):

Program Area : MAP

Home Care- Consumer Directed Personal Assistance Progr

Concepts of Independence, Inc
120 Wall Street, Suite, #1010 10005

Start Date: End Date:
Amount:
COMMUNITY DISTRICT(S) SERVED:citywide

Home Care- Emergency and Exceptional (Difficult to Ser

Metrocare Home Services
21 East 26th Street, 4th Fl 10010

Start Date: End Date:
Amount:
COMMUNITY DISTRICT(S) SERVED:citywide

Home Care- Home Attendant Services

Chinese American Planning Council Home Attendant Progra
55 Ave Of The Americas, Suite 501 10013

Start Date: End Date:
Amount:
COMMUNITY DISTRICT(S) SERVED:Brooklyn

New York Health Care
21 East 26th Street, 4th Fl 10010

Start Date: End Date:
Amount:
COMMUNITY DISTRICT(S) SERVED:Brooklyn

** Contract Amounts are reflective of annual budget.
-Information on HASA contractors are excluded due to confidentiality
-Information on Home Care contracts are excluded because they do not represent a financial obligation
by NYC, but rather a "best estimate" of the potential use of Medicaid services rendered
by the authorized home care provider.*

HUMAN RESOURCES ADMINISTRATION
CONTRACTED SERVICES
As of August, 2003

People Care, Inc. D/B/A Assisted Care
116 West 32nd Street, 15th FL 10001

Start Date: End Date:
Amount:
COMMUNITY DISTRICT(S) SERVED:Brooklyn

Prestige Care, Inc
377 Broadway, 2nd fl 10013

Start Date: End Date:
Amount:
COMMUNITY DISTRICT(S) SERVED:Brooklyn

Progressive Home Health Services
132 West 31 Street, 7th Fl. 10001

Start Date: End Date:
Amount:
COMMUNITY DISTRICT(S) SERVED:Brooklyn

Project O.H.R. (Office of HC Referral)
80 Maiden Lane, 10th Fl 10038

Start Date: End Date:
Amount:
COMMUNITY DISTRICT(S) SERVED:Brooklyn

C.I.D.N.Y. Independent Living Services Inc
841 Broadway 10003

Start Date: End Date:
Amount:
COMMUNITY DISTRICT(S) SERVED:Manhattan

** Contract Amounts are reflective of annual budget.
-Information on HASA contractors are excluded due to confidentiality
-Information on Home Care contracts are excluded because they do not represent a financial obligation by NYC, but rather a "best estimate" of the potential use of Medicaid services rendered by the authorized home care provider.*

HUMAN RESOURCES ADMINISTRATION
CONTRACTED SERVICES
As of August, 2003

Chinese American Planning Council Home Attendant Progra
55 Ave Of The Americas, Suite 501 10013

Start Date: End Date:
Amount:
COMMUNITY DISTRICT(S) SERVED:Manhattan

Council For Human Services Home Care Services, Corp.
115 East 106th Street 10029

Start Date: End Date:
Amount:
COMMUNITY DISTRICT(S) SERVED:Manhattan

F.E.G.S. Home Attendant Services, Inc.
240 East 123rd Street 11029

Start Date: End Date:
Amount:
COMMUNITY DISTRICT(S) SERVED:Manhattan

First Chinese Presbyterian Community Affairs Home Atten
121 Avenue Of The Americas, 5th fl 10013

Start Date: End Date:
Amount:
COMMUNITY DISTRICT(S) SERVED:Manhattan

Home Health Management Services
853 Broadway 10003

Start Date: End Date:
Amount:
COMMUNITY DISTRICT(S) SERVED:Manhattan

** Contract Amounts are reflective of annual budget.
-Information on HASA contractors are excluded due to confidentiality
-Information on Home Care contracts are excluded because they do not represent a financial obligation
by NYC, but rather a "best estimate" of the potential use of Medicaid services rendered
by the authorized home care provider.*

HUMAN RESOURCES ADMINISTRATION
CONTRACTED SERVICES
As of August, 2003

Institute Home Care Services, Inc
23 Nagle Avenue 10040

Start Date: End Date:
Amount:
COMMUNITY DISTRICT(S) SERVED:Manhattan

MetroCare Home Services
21 East 26th Street, 4th Fl 10010

Start Date: End Date:
Amount:
COMMUNITY DISTRICT(S) SERVED:Manhattan

Mobilization For Youth Health Services, Inc.
199 Avenue B 10009

Start Date: End Date:
Amount:
COMMUNITY DISTRICT(S) SERVED:Manhattan

North General Home Attendant Corporation
205 East 122nd Street, 2nd fl 10035

Start Date: End Date:
Amount:
COMMUNITY DISTRICT(S) SERVED:Manhattan

New York Foundation for Senior Citizens Home Attendant
11 Park Place, Suite 1416 10007

Start Date: End Date:
Amount:
COMMUNITY DISTRICT(S) SERVED:Manhattan

** Contract Amounts are reflective of annual budget.
-Information on HASA contractors are excluded due to confidentiality
-Information on Home Care contracts are excluded because they do not represent a financial obligation by NYC, but rather a "best estimate" of the potential use of Medicaid services rendered by the authorized home care provider.*

HUMAN RESOURCES ADMINISTRATION
CONTRACTED SERVICES
As of August, 2003

People Care Inc. D/B/A Assisted Care
116 West 32nd Street, 15th Floor 10001

Start Date: End Date:
Amount:
COMMUNITY DISTRICT(S) SERVED:Manhattan

The Caring Neighbor Inc.
331 East 70 Street 10021

Start Date: End Date:
Amount:
COMMUNITY DISTRICT(S) SERVED:Manhattan

United Jewish Council Of East Side Home Attendant Servi
500A Grand Street 10002

Start Date: End Date:
Amount:
COMMUNITY DISTRICT(S) SERVED:Manhattan

Jewish Community Council Services Commission, Inc.
80 Maiden Lane, 10th Floor 10038

Start Date: End Date:
Amount:
COMMUNITY DISTRICT(S) SERVED:Queens

People Care Inc. D/B/A Assisted Care
116 West 32nd Street, 15th Fl. 10001

Start Date: End Date:
Amount:
COMMUNITY DISTRICT(S) SERVED:Queens

** Contract Amounts are reflective of annual budget.
-Information on HASA contractors are excluded due to confidentiality
-Information on Home Care contracts are excluded because they do not represent a financial obligation by NYC, but rather a "best estimate" of the potential use of Medicaid services rendered by the authorized home care provider.*

HUMAN RESOURCES ADMINISTRATION
CONTRACTED SERVICES
As of August, 2003

Prestige Care, Inc.
377 Broadway, 2nd floor 10013

Start Date: End Date:
Amount:
COMMUNITY DISTRICT(S) SERVED:Queens

Assisted Care D/B/A People Care, Inc.
116 West 32 Street, 14th Floor 10001

Start Date: End Date:
Amount:
COMMUNITY DISTRICT(S) SERVED:Bronx

F.E.G.S.
240 East 123 Street, 10035

Start Date: End Date:
Amount:
COMMUNITY DISTRICT(S) SERVED:Bronx

Metrocare, Incorporated
21 East 26 Street 10016

Start Date: End Date:
Amount:
COMMUNITY DISTRICT(S) SERVED:Bronx

North General Home Attendant Corporation
205 East 122 Street, 2nd Floor 10035

Start Date: End Date:
Amount:
COMMUNITY DISTRICT(S) SERVED:Bronx

** Contract Amounts are reflective of annual budget.
-Information on HASA contractors are excluded due to confidentiality
-Information on Home Care contracts are excluded because they do not represent a financial obligation by NYC, but rather a "best estimate" of the potential use of Medicaid services rendered by the authorized home care provider.*

HUMAN RESOURCES ADMINISTRATION
CONTRACTED SERVICES
As of August, 2003

Self Help Community Services HA Corp.
520 8th Avenue 10018

Start Date: End Date:
Amount:
COMMUNITY DISTRICT(S) SERVED:Bronx

Home Care- Housekeeping Services

First Chinese Presbyterian Church Comm.
61 Henry Street 10002

Start Date: End Date:
Amount:
COMMUNITY DISTRICT(S) SERVED:citywide

Henry Street Settlement
301 Henry Street, 3rd Fl 10002

Start Date: End Date:
Amount:
COMMUNITY DISTRICT(S) SERVED:citywide

Lower West Side Household Service Corporation
250 West 57th Street 10107

Start Date: End Date:
Amount:
COMMUNITY DISTRICT(S) SERVED:citywide

Self Help Community Services, Incorporated
520 Eighth Avenue, 5th fl 10001

Start Date: End Date:
Amount:
COMMUNITY DISTRICT(S) SERVED:citywide

* Contract Amounts are reflective of annual budget.
-Information on HASA contractors are excluded due to confidentiality
-Information on Home Care contracts are excluded because they do not represent a financial obligation by NYC, but rather a "best estimate" of the potential use of Medicaid services rendered by the authorized home care provider.

HUMAN RESOURCES ADMINISTRATION
CONTRACTED SERVICES
As of August, 2003

Program Area : ODVEIS

Non-Residential Service for Victims of Domestic Violen

Violence Intervention Program
PO Box 136 Triboro Station 10035

Start Date: 10/1/02 End Date: 9/30/03
Amount: \$251,873.00
COMMUNITY DISTRICT(S) SERVED:citywide

** Contract Amounts are reflective of annual budget.
-Information on HASA contractors are excluded due to confidentiality
-Information on Home Care contracts are excluded because they do not represent a financial obligation
by NYC, but rather a "best estimate" of the potential use of Medicaid services rendered
by the authorized home care provider.*

HUMAN RESOURCES ADMINISTRATION
CONTRACTED SERVICES
As of August, 2003

BOROUGH: New York City

COMMUNITY DISTRICT (LOCATED):

Program Area : HASA

AIDS Housing - Permanent

AIDS Housing - Permanent*

Start Date: 7/1/02 End Date: 6/30/06
Amount: \$439,441.00
COMMUNITY DISTRICT(S) SERVED:

AIDS Housing - Permanent*

Start Date: 1/1/99 End Date: 6/30/05
Amount: \$1,036,746.00
COMMUNITY DISTRICT(S) SERVED:

AIDS Housing - Permanent*

Start Date: 7/1/03 End Date: 6/30/04
Amount: \$1,096,540.00
COMMUNITY DISTRICT(S) SERVED:

AIDS Housing - Permanent*

Start Date: 5/1/95 End Date: 4/30/05
Amount: \$887,086.00
COMMUNITY DISTRICT(S) SERVED:

AIDS Housing - Permanent

Start Date: 7/1/00 End Date: 6/30/04
Amount: \$600,935.00
COMMUNITY DISTRICT(S) SERVED:

* Contract Amounts are reflective of annual budget.

-Information on HASA contractors are excluded due to confidentiality

-Information on Home Care contracts are excluded because they do not represent a financial obligation by NYC, but rather a "best estimate" of the potential use of Medicaid services rendered by the authorized home care provider.

HUMAN RESOURCES ADMINISTRATION
CONTRACTED SERVICES
As of August, 2003

AIDS Housing - Permanent*

Start Date: 7/1/03 End Date: 6/30/04
Amount: \$624,618.00
COMMUNITY DISTRICT(S) SERVED:

AIDS Housing - Scatter Site

AIDS Housing - Scatter Site*

Start Date: 10/1/00 End Date: 6/30/04
Amount: \$403,398.00
COMMUNITY DISTRICT(S) SERVED:

AIDS Housing - Scatter Site*

Start Date: End Date:
Amount: \$726,701.00
COMMUNITY DISTRICT(S) SERVED:

AIDS Housing - Scatter Site*

Start Date: 7/1/03 End Date: 6/30/04
Amount: \$1,009,470.00
COMMUNITY DISTRICT(S) SERVED:

AIDS Housing - Scatter Site*

Start Date: 7/1/03 End Date: 6/30/04
Amount: \$1,439,096.00
COMMUNITY DISTRICT(S) SERVED:

* Contract Amounts are reflective of annual budget.
-Information on HASA contractors are excluded due to confidentiality
-Information on Home Care contracts are excluded because they do not represent a financial obligation by NYC, but rather a "best estimate" of the potential use of Medicaid services rendered by the authorized home care provider.

HUMAN RESOURCES ADMINISTRATION
CONTRACTED SERVICES
As of August, 2003

AIDS Housing - Scatter Site*

Start Date: End Date:
Amount: \$2,043,302.00
COMMUNITY DISTRICT(S) SERVED:

AIDS Housing - Transitional

AIDS Housing - Transitional*

Start Date: 8/1/03 End Date: 6/30/04
Amount: \$372,833.00
COMMUNITY DISTRICT(S) SERVED:

AIDS Housing - Transitional*

Start Date: 6/1/03 End Date: 5/31/04
Amount: \$584,395.00
COMMUNITY DISTRICT(S) SERVED:

AIDS Housing - Transitional*

Start Date: 11/1/99 End Date:
Amount: \$1,210,826.00
COMMUNITY DISTRICT(S) SERVED:

AIDS Housing - Transitional*

Start Date: 4/1/03 End Date: 3/31/06
Amount: \$1,517,198.00
COMMUNITY DISTRICT(S) SERVED:

* Contract Amounts are reflective of annual budget.
-Information on HASA contractors are excluded due to confidentiality
-Information on Home Care contracts are excluded because they do not represent a financial obligation by NYC, but rather a "best estimate" of the potential use of Medicaid services rendered by the authorized home care provider.

HUMAN RESOURCES ADMINISTRATION
CONTRACTED SERVICES
As of August, 2003

AIDS Housing - Transitional*

Start Date: 4/1/03 End Date: 3/31/05
Amount: \$1,349,496.00
COMMUNITY DISTRICT(S) SERVED:

* Contract Amounts are reflective of annual budget.
-Information on HASA contractors are excluded due to confidentiality
-Information on Home Care contracts are excluded because they do not represent a financial obligation by NYC, but rather a "best estimate" of the potential use of Medicaid services rendered by the authorized home care provider.

HUMAN RESOURCES ADMINISTRATION
CONTRACTED SERVICES
As of August, 2003

BOROUGH: Other- Levitown

COMMUNITY DISTRICT (LOCATED):

Program Area : MAP

Home Care- Home Attendant Services

Best Care, Inc.
3000 Hempstead Turnpike 11756

Start Date: End Date:

Amount:

COMMUNITY DISTRICT(S) SERVED:Brooklyn

* Contract Amounts are reflective of annual budget.
-Information on HASA contractors are excluded due to confidentiality
-Information on Home Care contracts are excluded because they do not represent a financial obligation by NYC, but rather a "best estimate" of the potential use of Medicaid services rendered by the authorized home care provider.

HUMAN RESOURCES ADMINISTRATION
CONTRACTED SERVICES
As of August, 2003

BOROUGH: Other- Lynbrook

COMMUNITY DISTRICT (LOCATED):

Program Area : MAP

Home Care- Home Attendant Services

All Metro HealthCare
50 Broadway 11563

Start Date: End Date:
Amount:
COMMUNITY DISTRICT(S) SERVED:Brooklyn

* Contract Amounts are reflective of annual budget.
-Information on HASA contractors are excluded due to confidentiality
-Information on Home Care contracts are excluded because they do not represent a financial obligation by NYC, but rather a "best estimate" of the potential use of Medicaid services rendered by the authorized home care provider.

HUMAN RESOURCES ADMINISTRATION
CONTRACTED SERVICES
As of August, 2003

BOROUGH: Other- Oceanside

COMMUNITY DISTRICT (LOCATED):

Program Area : MAP

Home Care- Personal Emergency Response System Services

American Medical Alert Corporation
2365 Lawson Boulevard 11572

Start Date: End Date:
Amount:
COMMUNITY DISTRICT(S) SERVED:citywide

* Contract Amounts are reflective of annual budget.
-Information on HASA contractors are excluded due to confidentiality
-Information on Home Care contracts are excluded because they do not represent a financial obligation by NYC, but rather a "best estimate" of the potential use of Medicaid services rendered by the authorized home care provider.

HUMAN RESOURCES ADMINISTRATION
CONTRACTED SERVICES
As of August, 2003

BOROUGH: Other- White Plains

COMMUNITY DISTRICT (LOCATED):

Program Area : MAP

Home Care- Home Attendant Services

Premier Home Health Care Services
199 Main Street 10601

Start Date: End Date:
Amount:
COMMUNITY DISTRICT(S) SERVED:Brooklyn

* Contract Amounts are reflective of annual budget.
-Information on HASA contractors are excluded due to confidentiality
-Information on Home Care contracts are excluded because they do not represent a financial obligation by NYC, but rather a "best estimate" of the potential use of Medicaid services rendered by the authorized home care provider.

HUMAN RESOURCES ADMINISTRATION
CONTRACTED SERVICES
As of August, 2003

BOROUGH: Queens

COMMUNITY DISTRICT (LOCATED):

Program Area : MAP

Home Care- Emergency and Exceptional (Difficult to Ser

Personal Touch Home Care Incorporated
186-18 Hillside Avenue 11431

Start Date: End Date:
Amount:
COMMUNITY DISTRICT(S) SERVED:citywide

Home Care- Home Attendant Services

Association For Services For the Aged
36-36 33rd St., 3rd fl 11106

Start Date: End Date:
Amount:
COMMUNITY DISTRICT(S) SERVED:Brooklyn

HANAC, Inc.
32-75 Steinway St. 11103

Start Date: End Date:
Amount:
COMMUNITY DISTRICT(S) SERVED:Brooklyn

Personal Touch Home Care, Inc.
186-18 Hillside Avenue 11432

Start Date: End Date:
Amount:
COMMUNITY DISTRICT(S) SERVED:Brooklyn

** Contract Amounts are reflective of annual budget.
-Information on HASA contractors are excluded due to confidentiality
-Information on Home Care contracts are excluded because they do not represent a financial obligation
by NYC, but rather a "best estimate" of the potential use of Medicaid services rendered
by the authorized home care provider.*

HUMAN RESOURCES ADMINISTRATION
CONTRACTED SERVICES
As of August, 2003

VIP Health Care Services
116-08 Myrtle Avenue 11418

Start Date: End Date:
Amount:
COMMUNITY DISTRICT(S) SERVED:Brooklyn

Home Services Systems, Inc.
32-75 Steinway Street 11103

Start Date: End Date:
Amount:
COMMUNITY DISTRICT(S) SERVED:Queens

Pomonok Home Services, Inc
61-17 190th Street, Suite 201 11365

Start Date: End Date:
Amount:
COMMUNITY DISTRICT(S) SERVED:Queens

Rockaway Home Attendant Services, Inc
1603 Central Avenue 11691

Start Date: End Date:
Amount:
COMMUNITY DISTRICT(S) SERVED:Queens

Services For The Aged
36-36 33rd St. 11106

Start Date: End Date:
Amount:
COMMUNITY DISTRICT(S) SERVED:Queens

** Contract Amounts are reflective of annual budget.
-Information on HASA contractors are excluded due to confidentiality
-Information on Home Care contracts are excluded because they do not represent a financial obligation by NYC, but rather a "best estimate" of the potential use of Medicaid services rendered by the authorized home care provider.*

HUMAN RESOURCES ADMINISTRATION
CONTRACTED SERVICES
As of August, 2003

Social Concern Community Development Corp
226-18 Merrick Boulevard 11413

Start Date: End Date:
Amount:
COMMUNITY DISTRICT(S) SERVED:Queens

Sunnyside Home Care Project, Inc.
43-13 39th Street 11104

Start Date: End Date:
Amount:
COMMUNITY DISTRICT(S) SERVED:Queens

Kwik Care Ltd. D/B/A VIP HC Services
116-12 Myrtle Avenue 11418

Start Date: End Date:
Amount:
COMMUNITY DISTRICT(S) SERVED:Queens

Kwik Care LTD D/B/A VIP Health Care Services
116-08 Myrtle Avenue 11418

Start Date: End Date:
Amount:
COMMUNITY DISTRICT(S) SERVED:Bronx

Personal Touch Home Care Incorporated
186-18 Hillside Avenue 11431

Start Date: End Date:
Amount:
COMMUNITY DISTRICT(S) SERVED:Bronx

** Contract Amounts are reflective of annual budget.
-Information on HASA contractors are excluded due to confidentiality
-Information on Home Care contracts are excluded because they do not represent a financial obligation
by NYC, but rather a "best estimate" of the potential use of Medicaid services rendered
by the authorized home care provider.*

HUMAN RESOURCES ADMINISTRATION
CONTRACTED SERVICES
As of August, 2003

Home Care- Housekeeping Services

Rockaway Vendor Housekeeping Services
1603 Central Ave. 11691

Start Date: End Date:
Amount:
COMMUNITY DISTRICT(S) SERVED:citywide

Social Concern Vendor Agency, Incorporated
184-45 147th Avenue 11413

Start Date: End Date:
Amount:
COMMUNITY DISTRICT(S) SERVED:citywide

COMMUNITY DISTRICT (LOCATED) :Q01

Program Area : FIA

Employment Services and Training

Goodwill Industries of Greater New York
4-21 27th Avenue 11102

Start Date: 12/1/02 End Date: 11/30/05
Amount: \$11,028,701.00
COMMUNITY DISTRICT(S) SERVED:citywide

Skills Assessment and Job Placement

Goodwill Industries of Greater New York
4-21 27th Avenue 11102

Start Date: 10/1/02 End Date: 9/30/05
Amount: \$34,526,250.00
COMMUNITY DISTRICT(S) SERVED:citywide

** Contract Amounts are reflective of annual budget.
-Information on HASA contractors are excluded due to confidentiality
-Information on Home Care contracts are excluded because they do not represent a financial obligation by NYC, but rather a "best estimate" of the potential use of Medicaid services rendered by the authorized home care provider.*

HUMAN RESOURCES ADMINISTRATION
CONTRACTED SERVICES
As of August, 2003

Program Area : HASA

AIDS Housing - Scatter Site

AIDS Housing - Scatter Site

Start Date: 7/1/01 End Date: 6/30/04
Amount: \$2,725,773.00
COMMUNITY DISTRICT(S) SERVED:citywide

AIDS Housing - Scatter Site

Start Date: 7/1/01 End Date: 6/30/05
Amount: \$8,205,678.00
COMMUNITY DISTRICT(S) SERVED:citywide

COMMUNITY DISTRICT (LOCATED):Q06

Program Area : FIA

ISP - Homelessness Prevention

Forest Hills Community House, Inc.
108-25 62nd Drive 11375

Start Date: 1/16/03 End Date: 1/15/06
Amount: \$1,279,080.00
COMMUNITY DISTRICT(S) SERVED:citywide

Program Area : HASA

AIDS Housing - Scatter Site

AIDS Housing - Scatter Site

Start Date: 7/1/01 End Date: 6/30/04
Amount: \$1,285,884.00
COMMUNITY DISTRICT(S) SERVED:citywide

* Contract Amounts are reflective of annual budget.
-Information on HASA contractors are excluded due to confidentiality
-Information on Home Care contracts are excluded because they do not represent a financial obligation by NYC, but rather a "best estimate" of the potential use of Medicaid services rendered by the authorized home care provider.

HUMAN RESOURCES ADMINISTRATION
CONTRACTED SERVICES
As of August, 2003

COMMUNITY DISTRICT (LOCATED):Q12

Program Area : HASA

AIDS Housing - Scatter Site

AIDS Housing - Scatter Site

Start Date: 10/1/00 End Date: 6/30/04
Amount: \$2,557,710.00
COMMUNITY DISTRICT(S) SERVED:citywide

Program Area : ODVEIS

Non-Residential Service for Victims of Domestic Violence

Queens Legal Services Corporation
89-02 Sutphin Boulevard 11435

Start Date: 10/1/02 End Date: 9/30/03
Amount: \$251,937.00
COMMUNITY DISTRICT(S) SERVED:citywide

* Contract Amounts are reflective of annual budget.
-Information on HASA contractors are excluded due to confidentiality
-Information on Home Care contracts are excluded because they do not represent a financial obligation by NYC, but rather a "best estimate" of the potential use of Medicaid services rendered by the authorized home care provider.

HUMAN RESOURCES ADMINISTRATION
CONTRACTED SERVICES
As of August, 2003

BOROUGH: Staten Island

COMMUNITY DISTRICT (LOCATED):

Program Area : MAP

Home Care- Home Attendant Services

Stella Orton Home Care Agency
3155 Amboy Road 10306

Start Date: End Date:
Amount:
COMMUNITY DISTRICT(S) SERVED:Staten Isla

Home Care- Housekeeping Services

Richmond Home Needs Services, Incorporated
3155 Amboy Road 10306

Start Date: End Date:
Amount:
COMMUNITY DISTRICT(S) SERVED:citywide

COMMUNITY DISTRICT (LOCATED):S01

Program Area : HASA

AIDS Housing - Scatter Site

AIDS Housing - Scatter Site

Start Date: 10/1/00 End Date: 6/30/04
Amount: \$1,546,590.00
COMMUNITY DISTRICT(S) SERVED:citywide

AIDS Housing - Scatter Site

Start Date: 7/1/01 End Date: 6/30/04
Amount: \$961,560.00
COMMUNITY DISTRICT(S) SERVED:citywide

* Contract Amounts are reflective of annual budget.
-Information on HASA contractors are excluded due to confidentiality
-Information on Home Care contracts are excluded because they do not represent a financial obligation by NYC, but rather a "best estimate" of the potential use of Medicaid services rendered by the authorized home care provider.

HUMAN RESOURCES ADMINISTRATION
CONTRACTED SERVICES
As of August, 2003

AIDS Housing - Scatter Site

Start Date: 10/1/00 End Date: 6/30/04
Amount: \$1,661,626.00
COMMUNITY DISTRICT(S) SERVED:citywide

AIDS Housing - Scatter Site

Start Date: 7/1/01 End Date: 6/30/04
Amount: \$2,858,385.00
COMMUNITY DISTRICT(S) SERVED:citywide

Program Area : ODVEIS

Non-Residential Service for Victims of Domestic Violence

Seamen's Society for Children & Families
25 Hyatt Street 10301

Start Date: 10/1/02 End Date: 9/30/03
Amount: \$168,565.00
COMMUNITY DISTRICT(S) SERVED:citywide

* Contract Amounts are reflective of annual budget.
-Information on HASA contractors are excluded due to confidentiality
-Information on Home Care contracts are excluded because they do not represent a financial obligation by NYC, but rather a "best estimate" of the potential use of Medicaid services rendered by the authorized home care provider.