



## The Wedding

# WE ARE NEW YORK

## Study Guide



**LEARN  
ENGLISH!**

# STUDY GUIDE CONTENTS

---

<b>The Story</b>	Pages 1 - 10
<b>Exercises</b>	Pages 11 - 26
<b>Helpful Information</b>	Pages 27 - 28
<b>Dictionary</b>	Pages 29 - 30
<b>Dear Mohammed</b>	Page 31
<b>Answers</b>	Page 32

---

## Read

the story in the  
Study Guide.

## Watch

the show  
on TV.

## Learn

English  
with our stories.

### Acknowledgments

**We Are New York Study Guides:** Created and written by David Hellman, Rebecca Leece and Hillary Gardner of The City University of New York. Designed by Renée Skuba and Christian Luis. Screen captures by Hiroko Takeda and Matt Harvey. Cover art by Stedroy Cleghorne. Translations by Eriksen Translations Inc. Design Director: André Pennycooke. Senior Advisor and Editor: Leslee Oppenheim. Project Director: David Hellman.

**We Are New York TV (The Wedding episode):** Created by Leslee Oppenheim and Anthony Tassi. Produced by Andrzej Krakowski and Bob Perkis. Directed by Katja Esson. Written by David Hellman, Kayhan Irani and Sandra Sollod Poster.

Special Thanks: Dennis Walcott and John Mogulescu; Fatima Ashraf, Elyse Barbell, Kate Brandt, Gayle Cooper, Ken English, Vicki Herschman, Steve Hinds, Kayhan Irani, Marilyn Rymniak, Sam Seifnourian, Hilary Sideris, Moira Taylor, Ramon Tercero and K Webster; and Linda Avitabile, Lalit Bajaj, Carlo Baldi, Natalie Bredikhina, Bruce Carmel, Lynn Corwin, Bidyut Das, Caryn Davis, Laura Dotterer, Victor Edrosolan, Larry Fish, Maggie Gilliam, Erna Golden, Lizelena Iglesias, Andrea Lawrence, Elke Lerman, Osmara Lopez, Paula Michelin, Nick Miraflores, Doug Montgomery, Melissa Nieves, Joachim Oppenheim, Jennifer Outlaw, Mary Poole, Ellen Quish, Diana Raissis, Mara Raizer, Eric Rosenbaum, Susanna Stefanovic and Qinghong Wang.

# The Wedding

**The band is lost.  
The photographer is sick.  
The dress is too big.**



**The wedding is... tomorrow?!!!**

# The Wedding

The bride tries on her wedding dress.



---

It's a big job. But Mrs. Lee, the dressmaker, can fix the dress.



# The Wedding Photographer

Uncle Sasha is supposed to take pictures at the wedding.  
But Sasha is sick.



Sasha gives the job to Tanya.



Tanya is excited. But she will have to practice her English.



**big break** = big job opportunity

# The Band

Manny works in a restaurant. He also has a band.  
They have a job!



13

Carlos,  
we got a job.  
Tomorrow.  
A wedding.



Excellent!



14

Tomorrow, Tito!  
I o'clock sharp.  
Get the drums ready.  
We'll meet  
at the subway.



The band needs a guitar player. Will Chi do it?



15

Chi, my band got a job.  
I need a guitar player.  
Tomorrow.



16

It's our big break.  
Come on, Chi.  
Help us out!



17

I'm in. I'll do it!

# The Head Waiter at the Wedding

Ahmed calls his cousin, Mohammed. He needs help at his food cart.



---

Ahmed is the head waiter at the wedding tomorrow. It's his big break!



**head waiter** = most important waiter

# Tanya Practices English for the Job



# Mrs. Lee Has to Work All Night

She calls her husband to tell him.






# The Wedding Day

Ahmed waits at his food cart for Mohammed.



Mohammed is late, and he needs directions.




Ahmed tells him which way to walk.



# The Band Is Lost

Manny and the band go to 2564 Eighth Avenue in Manhattan.



But something's wrong. They can't find the wedding.



Manny explains the mistake.



# Mohammed Is Also Lost



Ahmed doesn't want to be late for his job at the wedding.



# Mohammed Asks for Help



A blind man helps him.



On the way, Mohammed practices his English.



**The band arrives on time. The dress fits.  
Tanya takes pictures. Ahmed serves champagne.**



**New York is like one big wedding...  
Lots of people working day and night to make it all happen.**

## Who We Are

Complete the sentences. Follow the example.

Ahmed • band • bride • Mrs. Lee  
Manny • Mohammed • Sasha • Tanya



1. I am the bride. I'm getting married tomorrow. But I have a problem. My wedding dress is too big. It's my grandmother's dress. It just arrived from Ecuador!

2. I'm \_\_\_\_\_. I am a dressmaker. I have a little problem. My husband's family is coming from China tonight, but I have to fix a wedding dress. It's a big job. It's a big dress! It will take all night.



3. My name is \_\_\_\_\_. I'm a photographer. Tomorrow I have a big job—a wedding. My problem is my English. I just arrived in New York. What do you say in English to make people smile?

4. You say, "Say cheese!" to make people smile. I'm a photographer, too. My name is \_\_\_\_\_. I'm Tanya's uncle. I'm supposed to take pictures at the wedding, but I'm sick. It's a good thing Tanya can do it!





5. **My name is** \_\_\_\_\_. Tomorrow, my band is playing at a wedding. This is our big break. We can't be late. I'm meeting my band at the subway. The wedding is on Eighth Avenue. I've got the address.

6. **We are in Manny's** \_\_\_\_\_.

Our names are Tito, Chi, Carlos and Ramon. Tomorrow we have a big job—a wedding. We're meeting Manny at the subway. He's got the address. He knows where we're going.



7. **My name is** \_\_\_\_\_. Tomorrow is my big break. I'm the head waiter at a wedding. But what about my food cart? My cousin, Mohammed, can help me. I hope he finds the cart.

8. **My name is** \_\_\_\_\_. I will help my cousin, Ahmed. I'll be there on time. Don't worry. No problem.



# What Happens?

## The Day Before the Wedding

Complete the sentences. Follow the example.

calls • gives • says • take • ~~tries on~~

1. The day before the wedding, the bride tries on her dress.  
It is too big. The dressmaker, Mrs. Lee, \_\_\_\_\_ she can fix it.
2. Uncle Sasha is a photographer. He is supposed to \_\_\_\_\_ pictures at the wedding, but he's sick. Sasha \_\_\_\_\_ Tanya on her cell phone and tells her that he's sick. He \_\_\_\_\_ the job to her.  
It's Tanya's big break.

has • needs • plays • tells

3. Manny works in a restaurant, and he also \_\_\_\_\_ music in a band.  
Manny calls his friends in the band and \_\_\_\_\_ them they have a job.  
It's their big break.
4. Ahmed \_\_\_\_\_ a food cart. He is also the head waiter at the wedding tomorrow. Ahmed \_\_\_\_\_ his cousin Mohammed to work at his food cart so he can do his job at the wedding.



# What Happens?

## The Wedding Day

Complete the sentences.

asks • calls • can't find • gives • goes • is

5. On the wedding day, Mohammed \_\_\_\_\_ Ahmed's food cart. Mohammed \_\_\_\_\_ Ahmed on his cell phone to ask for directions. Ahmed \_\_\_\_\_ Mohammed directions, but Mohammed gets lost. He \_\_\_\_\_ a blind man to help him.
6. The band \_\_\_\_\_ also lost. The band \_\_\_\_\_ to 2564 Eighth Avenue in Manhattan. But the wedding is on Eighth Avenue in *Brooklyn*.



# Talking about The Wedding

Circle the word that is different. Follow the examples.

1. uptown  
downtown  
cell phone

2. street  
avenue  
wedding

3. which way  
when  
what direction

4. address  
location  
late

5. turn left  
walk straight  
get sick

6. food cart  
musician  
photographer

7. wedding  
bride  
pizza

8. on time  
one o'clock sharp  
big break

# Talking about The Wedding

**is supposed to** = is expected to  
**isn't supposed to** = isn't expected to

Circle **is supposed to** or **isn't supposed to**.  
Follow the example.

- The bride is supposed to / isn't supposed to wear her grandmother's dress, but it's too big. Mrs. Lee has to fix the dress.
- Sasha is supposed to / isn't supposed to take pictures at the wedding, but he is sick. He has to ask Tanya to do the job.
- Tanya is supposed to / isn't supposed to practice her English before the wedding. She has to know what to say.
- Manny is supposed to / isn't supposed to know where the wedding is, but he doesn't. He has to call someone to find out the correct address.
- The band is supposed to / isn't supposed to go to Manhattan. The wedding is in Brooklyn!
- No one is supposed to / isn't supposed to be late. Everyone has to be at the wedding on time.

# Where Is It?

Find these things in the story.  
Write the page number(s). Follow the example.



1. engagement ring page 1
2. box of tissues \_\_\_\_\_
3. scarf \_\_\_\_\_
4. Tanya's camera \_\_\_\_\_
5. food cart \_\_\_\_\_
6. park bench \_\_\_\_\_
7. sewing machine \_\_\_\_\_
8. subway map \_\_\_\_\_
9. street sign \_\_\_\_\_
10. champagne glasses \_\_\_\_\_

# Where Is Mohammed?

Complete the sentences. Follow the example.



north • numbers • Street • uptown • ~~Where~~ • which way

**Ahmed:** Mohammed, what's going on? (1) Where are you?

**Mohammed:** 59<sup>th</sup> (2) \_\_\_\_\_ and Lexington. Where do I go?

**Ahmed:** North. You have to walk (3) \_\_\_\_\_ to 63<sup>rd</sup> Street.

**Mohammed:** Ahmed, (4) \_\_\_\_\_ is north?

**Ahmed:** Uptown. Walk (5) \_\_\_\_\_.

**Mohammed:** Which way is uptown?

**Ahmed:** Look at the street (6) \_\_\_\_\_ —59<sup>th</sup>, 60<sup>th</sup>, 61<sup>st</sup>...

Avenue • blocks • lost • walking • way

**Mohammed:** Help me. I am (7) \_\_\_\_\_. I need to go to Madison (8) \_\_\_\_\_.

**Blind Man:** Sure. It's two (9) \_\_\_\_\_ that way.

**Mohammed:** Which (10) \_\_\_\_\_?

**Blind Man:** I'm (11) \_\_\_\_\_ that way. Come with me.

# Asking for Directions



**Manny has another wedding job.  
This time, he asks more questions to get the right address.**

- Manny:** Hello. I am supposed to play music for the wedding this afternoon. *Can I have your address?*
- Wedding Coordinator:** It's 1336 Sixth Avenue.
- Manny:** *Can you repeat that, please?*
- Wedding Coordinator:** Sure. Our address is 1336 Sixth Avenue.
- Manny:** *That's 1336 Sixth Avenue, right?*
- Wedding Coordinator:** That is correct.
- Manny:** *Which borough is that in—Brooklyn or Manhattan?*
- Wedding Coordinator:** Brooklyn.
- Manny:** *Which train do I take?*
- Wedding Coordinator:** Take the R train.
- Manny:** *Okay. Let me make sure I got that right.  
1336 Sixth Avenue, Brooklyn. Take the R train.*
- Wedding Coordinator:** Exactly!

**Wedding Coordinator** = person in charge of a wedding

# Good Question!

**Put the words in order. Follow the example.**

1. have • Can • I • address • your • ?

*Can I have your address?*

---

2. Avenue • , • right • That's • Sixth • 1336 • ?

---

3. that • Can • please • you • , • repeat • ?

---

4. I • do • get • there • How • ?

---

5. Which • I • do • take • train • ?

---

6. Can • me • you • help • ?

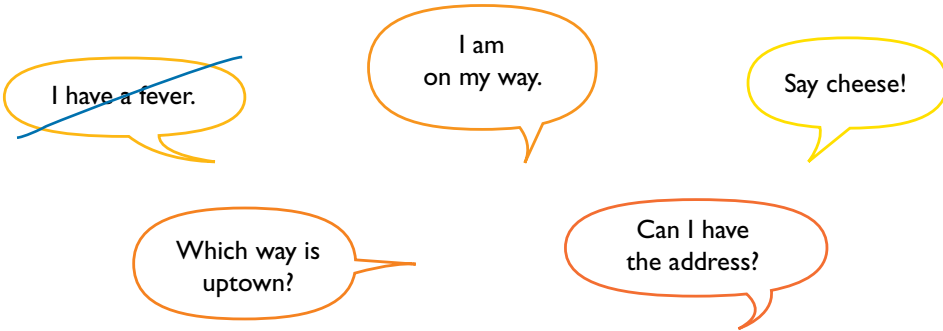
---

7. way • Which • uptown • is • ?

---

**Practice the questions. Say them out loud!**

# What Can You Say?



**What can you say? Follow the example.**

1. You are **Sasha**. Tell Tanya why you can't work tomorrow.

*I have a fever.*

---

2. You are **Mohammed**. You need to go north. Ask where to go.

---

3. You are **Manny**, and you are lost. Ask for the address of the wedding.

---

4. You are **Mohammed**. Tell Ahmed you are coming.

---

5. You are **Tanya**. Tell the bride to smile.

---

**You are an actor! Say the words.**



# Reading the Subway Map



**True or False?** Look at the subway map.  
Follow the example.

1. True The A train stops at 125<sup>th</sup> Street.
2. \_\_\_\_\_ There are two different stops called Grand Concourse.
3. \_\_\_\_\_ You can take the 4, 5 or 6 train to 103<sup>rd</sup> Street.
4. \_\_\_\_\_ You can take the 2 train to Central Park and 110<sup>th</sup> Street.
5. \_\_\_\_\_ The A train stops at 103<sup>rd</sup> Street.
6. \_\_\_\_\_ Most of the subway stops on this map are in Manhattan.

# Watch the Show

## Who says it?

Watch **The Wedding**. Listen carefully.  
Find out who says these lines.

Who says it?

1. "Mrs. Lee can fix anything. She's the best!" \_\_\_\_\_
2. "Pay attention. I moved the cart. It is on the corner of East 63<sup>rd</sup> Street and Madison Avenue." \_\_\_\_\_
3. "You're late! You said 'American time,' didn't you?" \_\_\_\_\_
4. "Where's the guitar player?" \_\_\_\_\_
5. "Foot doctor!" \_\_\_\_\_
6. "They moved the wedding... to Brooklyn!" \_\_\_\_\_
7. "Sometimes, I think New York is like one big wedding." \_\_\_\_\_



Mr. Joseph



Mrs. Lee



Ahmed



Carlos



Tito



Ramon



Manny  
(the band leader)

# Watch the Show

## What's going on?

What do you think is going on in this picture?



Watch **WE ARE NEW YORK • The Wedding**  
to find out what is going on.

Go to **[www.nyc.gov/LearnEnglish](http://www.nyc.gov/LearnEnglish)**.  
Or watch the show on TV.



# What Does This Mean?



**Find the meaning. Follow the example.**

1. Sasha says, "This is your **big break**."

**What does "big break" mean?**

a) It means  
be serious.

2. Ahmed says, "Be here at **1 o'clock sharp**."

**What does "1 o'clock sharp" mean?**

b) It means  
this is your big  
opportunity.

3. Ahmed says, "Mohammed,  
**stop playing games** with me."

**What does "stop playing games" mean?**

c) It means  
you will join  
the group.  
You accept!

4. Chi says, "**I'm in**. I'll do it."

**What does "I'm in" mean?**

d) It means  
be there at  
exactly 1 o'clock.  
You can't be late.

# What You Can Do

## To Learn More English

- ✓ Get together with friends who are learning English, too. Watch **We Are New York** together. Do the exercises together.
- ✓ Read the story out loud with a friend—like actors on TV! It's a good way to learn.
- ✓ Take a free English class. Call 311 to get information, or go to **www.nyc.gov/AdultEducation** to find a program near you.
- ✓ Go to your local public library. To find the nearest library, call 311 or go to **www.nypl.org**, **www.brooklynpubliclibrary.org** or **www.queenslibrary.org**.
- ✓ If you have a high school diploma and want to improve your English and start college, go to **www.clip.cuny.edu** or **www.cuny.edu**.
- ✓ Make a list of words and expressions you learned from **The Wedding**.

---

---

---

---

---



Visit the **We Are New York** website.

- Read the Study Guides.
- Practice your English.
- Watch videos of all the episodes.
- Read about your favorite characters!

**www.nyc.gov/LearnEnglish**

# What You Can Do

## To Get Around New York City



### Manny

Ask for a free subway map. Say: “*Can I have a map?*”

Find how to get from your home to these places:

- Central Park in Manhattan
- Borough Hall in Brooklyn
- Grand Central Station in Manhattan
- Flushing Meadows Park in Queens
- Yankee Stadium in the Bronx
- City Hall in Manhattan

### Ahmed

Learn more about New York City’s subways and buses at these websites:

- [www.mta.info](http://www.mta.info)
- [www.hopstop.com](http://www.hopstop.com)
- [www.straphangers.org](http://www.straphangers.org)



### Mrs. Lee

Take a free ride on the Staten Island Ferry.

See the Statue of Liberty from the ferry.

Get the schedule at this website:

[www.siferry.com](http://www.siferry.com)

### Mohammed

Write down addresses.

Ask for directions.



## Dictionary: Translations of Key Words

English	Español	中文
1. address	dirección	地址
2. ask for directions	pedir direcciones	問路
3. downtown/uptown	parte baja/parte alta (de Manhattan)	下城/上城
4. early/late	temprano/tarde	早/晚
5. east/west	este/oeste	東/西
6. express/local	expreso/local	快車/慢車
7. on time	a tiempo	按時
8. lost	perdido	迷路
9. north/south	norte/sur	北/南
10. which way	en qué dirección	哪條路



Русский	বাংলা	العربية
адрес	ঠিকানা	عنوان
спрашивать дорогу	কোন পথে যেতে হবে তা জিজ্ঞাসা করা	سؤال عن الاتجاهات
южный/северный район (Манхэттена)	ডাউনটাউন/আপটাউন	جنوب مانهاتن / شمال مانهاتن
рано/поздно	তাড়াতাড়ি/দেরি	مبكراً/متأخراً
восток/запад	পূর্ব/পশ্চিম	شرق /غرب
экспресс/местный	এক্সপ্রেস/লোকাল	سريع /محلي
вовремя	সময়মত	في الوقت المحدد
потерянный, утраченный	হারিয়ে যাওয়া	تائه
север/юг	উত্তর/দক্ষিণ	شمال /جنوب
как добраться	কোন পথে	أي طريق

# Dear Mohammed

Write a letter to Mohammed.

Ask him a question.

Give him advice.

Tell Mohammed **your** story!



Dear Mohammed,

Sincerely yours,

Send your letter to [www.nyc.gov/LearnEnglish](http://www.nyc.gov/LearnEnglish). Click on **Tell Us Your Story**.

Or mail your letter to:

**We Are New York** • P.O. Box 807 • New York, NY 10116

# Answers

## Pages 11-12

1. bride
2. Mrs. Lee
3. Tanya
4. Sasha
5. Manny
6. band
7. Ahmed
8. Mohammed

## Pages 13-14

1. tries on, says
2. take, calls, gives
3. plays, tells
4. has, needs
5. can't find, calls, gives, asks
6. is, goes

## Page 15

1. cell phone
2. wedding
3. when
4. late
5. get sick
6. food cart
7. pizza
8. big break

## Page 16

1. is supposed to
2. is supposed to
3. is supposed to
4. is supposed to
5. isn't supposed to
6. is supposed to

## Page 17

1. page 1
2. page 2
3. pages 2, 5, 9
4. pages 2, 10
5. pages 4, 6, 8
6. page 4
7. page 5
8. page 7
9. page 8
10. page 10

## Page 18

1. Where
2. Street
3. north
4. which way
5. uptown
6. numbers
7. lost
8. Avenue
9. blocks
10. way
11. walking

## Page 20

1. Can I have your address?
2. That's 1336 Sixth Avenue, right?
3. Can you repeat that, please?
4. How do I get there?
5. Which train do I take?
6. Can you help me?
7. Which way is uptown?

## Page 21

1. I have a fever.
2. Which way is uptown?
3. Can I have the address?
4. I am on my way.
5. Say cheese!

## Page 22

1. True
2. True
3. False
4. True
5. False
6. True

## Page 23: Watch the show for these answers.

1. Mr. Joseph
2. Ahmed
3. Tito
4. Carlos
5. Ramon
6. Manny
7. Mr. Joseph

## Page 25

1. dress
2. tomorrow
3. bride
4. band
5. late
6. blind

## Page 26

1. b
2. d
3. a
4. c




# WE ARE NEW YORK

Learn English with our stories

Watch all nine episodes on TV.

Read the Study Guides.

Practice your English.



[www.nyc.gov/LearnEnglish](http://www.nyc.gov/LearnEnglish)