



Local Law 24 (2016) Report


July 2021



Energy

NYC
DCAS

Citywide Administrative
Services



Office of the Commissioner

Dawn M. Pinnock

Commissioner

Division of Energy Management

Anthony J. Fiore

Deputy Commissioner

Chief Energy Management Officer

Report Authored by

Hamid Lekic

Deputy Director, Clean Energy

Mary A. Eveleigh

Program Analyst, Clean Energy

Contributors

Dylan Rolleri

Victoria Michel

Jorgji Dhima

Caitlin White

Colleen Peters

Steven Caputo

About DCAS

The Department of Citywide Administrative Services (DCAS) provides effective shared services to support the operations of New York City government. Its commitment to equity, effectiveness, and sustainability guides its work with city agencies on recruiting, hiring, and training employees; providing facilities management for 55 public buildings; acquiring, selling, and leasing city property; purchasing more than \$1 billion in supplies and equipment each year; and implementing conservation and safety programs throughout the city's facilities and vehicle fleet.

Learn more at nyc.gov/dcas

About DEM

The DCAS Division of Energy Management is at the forefront of the City's energy conservation and sustainability efforts. It oversees more than 10,000 utility accounts for City government agencies across 4,000 public buildings. It implements creative solutions to reduce energy consumption, promote energy efficiency in public buildings, and to generate clean energy on City-owned properties. The division manages a \$700 million annual energy supply budget and a \$3 billion 10-year capital budget to develop and implement programs to achieve the City's One City: Built to Last strategy of an 80% reduction of greenhouse gas emissions and carbon neutrality by 2050.

Learn more at nyc.gov/dem

Table of Contents	4
List of Tables and Figures.....	5
Executive Summary	6
Introduction.....	7
Policy Framework.....	9
Solar Progress	13
2020 Solar-Readiness Assessment	19
Assessment Process	19
Assessment Results.....	20
Solar-Ready Sites	20
In Progress Sites	22
Non-Solar-Ready Sites	23
Solar-Readiness by Agency	26
2020 Assessment Findings.....	31
Solar Education and Training	34
Energy Storage	36
Pathway to 100 MW: Projects and Phasing	38
Pathway to 100 MW: Processes and Resources	41
Conclusion	43
Completed Installations.....	44
In Progress Installations	55
Solar-Ready Buildings.....	77
Roof Assessment Findings.....	109

Table 1. Overcoming Challenges to Solar Development 14

Table 2. Summary of 2018 and 2020 Solar-Readiness Assessments ..25

Table 3. Agency Breakdown of Sites with Completed or In Progress Solar Installations29

Table 4. Agency Breakdown of Sites Assessed for Solar-Readiness...30

Figure 1. Progress Towards 100 MW—2018 vs. 2020..... 13

Figure 2. Example of PV System Model 19

Figure 3. Change in Potential Solar PV Capacity (MW) at Solar-Ready Sites—2018 vs. 202021

Figure 4. Solar PV Capacity (MW): In Progress and Solar-Ready Sites—2018 vs. 202022

Figure 5. Roof Ages Across All Sites—2018 vs. 202024

Figure 6. Ratio of Solar-Readiness to Non-Solar-Readiness—2018 vs. 202024

Figure 7. Reasons for Non-Solar-Readiness—2018 vs. 202025

Figure 8. Distribution and Capacity (MW) of Solar-Ready Buildings by Agency26

Figure 9. Distribution and Gross Square Footage (GSF) of Assessed Buildings by Agency.....26

Figure 10. Capacity Ranges (MW) of In Progress and Solar-Ready Buildings31

Figure 11. Total Available Rooftop Solar Capacity (MW)32

Figure 12. Environmental Justice Area Distribution by Site Count33

Figure 13. Environmental Justice Area Distribution by Capacity (MW)33

Figure 14. Solar Educational Program.....34

Figure 15. Completed, In Progress, and Potential Solar Capacity (MW) by Project Category39

Figure 16. Historic and Projected Annual Phasing (MW) by Project Category40

This report was prepared in compliance with the requirements of Local Law 24 of 2016 (LL24). Under LL24, the Department of Citywide Administrative Services (DCAS) is required to assess the solar photovoltaic (PV) potential of all City-owned buildings over 10,000 gross square feet once every two years. Special focus is given to identifying and quantifying potential capacity at solar-ready buildings, which are defined as buildings that have roofs that are no more than 10 years old and are in fair or good condition. The 2020 Solar-Readiness Assessment is the third biennial assessment pursuant to LL24 and data represented herein is current as of December 31, 2020.

The City of New York is required by Local Law 97 of 2019 (LL97) to reduce green-house gas (GHG) emissions from City government operations 40% by 2025 and 50% by 2030 compared to a Fiscal Year 2006 baseline. As of the end of Fiscal Year 2019, the most recent year for which the Mayor's Office of Climate and Sustainability has published the annual Greenhouse Gas Inventory, the City had reduced GHG emissions from City government operations by 23%.¹ Installing solar PV power generation capacity is a key component of the City's GHG reduction strategy, and the City has set an aggressive target to install 100 megawatts (MW) of solar PV at City facilities by 2025.

The City has reached a critical inflection point in its pursuit of the 100 MW by 2025 solar installation goal. Following an initial period of rapid growth, in which the City increased installed solar PV capacity ten-fold—from less than 1 MW in 2014 to more than 10 MW by 2018—the City's solar development efforts have faced challenges achieving greater scale over the past two years. The City has made major strides in addressing these challenges, however, and is now poised to undertake a new wave of rapid growth that will put the City on track to achieve 100 MW by 2025. See **Table 1** in section [Solar Progress](#) for more details on how DCAS has addressed challenges to solar PV development.

¹ The City had previously achieved GHG reductions as high as 28% relative to the FY 2006 base year. This high mark was achieved in FY2017, nearly reaching the City's prior goal for reducing City government emissions 30% by 2017. Emissions increases since 2017 are attributed largely to changes in weather and increases in the carbon intensity of the electric grid.

For over a decade, the City of New York has positioned itself as a global leader in sustainability policy and action. Through the implementation of groundbreaking legislation and policy focused on supporting clean energy generation and improving energy efficiency across sectors, the City of New York has become a model for communities across the nation and around the world. The City's efforts have been driven by its vision to achieve carbon neutrality by 2050.² Since originally establishing this goal in 2014, the City of New York has renewed its efforts to address climate change with even more ambitious commitments. In line with the consensus needed to avoid the worst impacts of climate change, Mayor de Blasio joined with a multitude of cities and states across the United States to adopt the goals of the Paris Climate Agreement through Executive Order 26.

As such, New York is accelerating its carbon neutrality efforts to achieve greater reductions in the nearer term. Additionally, the mayor has committed City government to install 100 MW of solar at City facilities by 2025. The past two years have seen additional stacking of mandates beginning with LL97 and the Climate Mobilization Act. LL97 requires City government to go further and faster than the private sector. City government is required to achieve a 40% reduction by Fiscal Year 2025 and a 50% reduction by Fiscal Year 2030 from a Fiscal Year 2006 baseline. In contrast, full private sector compliance is expected to yield approximately a 40% reduction by 2030 from a 2005 baseline. Since 2019, the City has also committed to acquiring 100% clean electricity by 2025. The energy consumed by buildings is responsible for about two-thirds of New York City's GHG emissions and the City's facilities (stationary assets) constitute over 90% of City government related emissions and so, the City has committed to leading the way in its own buildings.

DCAS and its Division of Energy Management serve as the hub for energy management and emissions reductions for the City government portfolio and has focused its efforts and investments on the City's various stationary assets that include buildings, streetlights and traffic signals, and water supply and solid waste facilities. To ensure that City agencies are equipped with the resources that they need to succeed, DCAS is working

² All GHG reductions are from 2005 levels.

with agencies to identify and implement projects and actions that they will have to undertake to meet the City's energy and emissions goals. DCAS provides agency partners with Technical Guidance, Strategic Planning, Contracting, Energy Management Professionals, Training and Behavioral Change, Enhanced Operations and Maintenance, Energy Efficiency Interventions, Distributed Clean Energy Generation, and Utility Services.

Since efforts to scale up solar PV began in 2014, installations at City-owned facilities have grown from less than 1 MW to over 12 MW in 2020, with 41 additional MW of solar PV projects actively in construction or in development as of December 31, 2020. Despite this exponential growth, several barriers still exist to achieving 100 MW by 2025. In its 2018 solar-readiness report, DCAS found that approximately 30 MW across over 400 facilities were solar-ready and over 1,400 facilities were categorized as not solar-ready. Since 2018, DCAS has been actively working with its agency partners to identify additional solar-ready sites and begin development of identified sites. The active project portfolio size has grown from approximately 18 MW in 2018 to 41 MW in 2020.

This report, which was prepared in compliance with the requirements of LL24, assesses the solar PV potential of all City-owned buildings over 10,000 gross square feet as of the end of the calendar year 2020.³ The 2020 Solar-Readiness Assessment is the third biennial assessment pursuant to LL24. This report also highlights strategic actions and recent accomplishments that have advanced the City's progress toward meeting the 100 MW by 2025 goal.

³ DCAS continually updates its solar deployment figures on the [DEM homepage](#).

The City has continued to expand its commitment to environmental justice and a clean and healthy environment for all. In 2017, the City passed Local Law 60 of 2017 (LL60) and Local Law 64 of 2017 (LL64) requiring the City to, among other things, define environmental justice areas, agencies' responsibilities, and recommendations for greater utilization of renewable energy in disadvantaged communities and study investments made in the utilization of renewable energy in environmental justice areas. In 2019, the City passed the Climate Mobilization Act and local laws concerning clean energy, including Local Law 92 of 2019 (LL92), Local Law 94 of 2019 (LL94), Local Law 181 of 2019 (LL181), and Local Law 183 of 2019 (LL183). Each local law is part of an overall strategy to equitably decarbonize the city by 2050.

New York City (NYC) Solar Policy

One City Built to Last

New York City set the goal of installing 100 MW of solar PV at City-owned facilities in *One City Built to Last*, the ambitious framework for achieving an 80% reduction in GHG emissions by 2050, through transforming New York City's buildings. At the time of publication in 2014, the City reported a total installed capacity at City facilities of only 0.7 MW. As of 2020, the City's portfolio grew to 12 MW, with 41 additional MW of solar PV projects actively in construction or in development.

Local Law 24 of 2016

The City passed LL24 to enhance public awareness of the City's efforts to install 100 MW of solar by 2025. Under LL24, DCAS is required to assess the solar PV potential of all City-owned buildings over 10,000 gross square feet once every two years. Special focus is given to identifying and quantifying potential capacity at solar-ready buildings, which are defined as buildings that have roofs that are no more than 10 years old and in fair or good condition. This 2020 Solar-Readiness Assessment is the third biennial assessment pursuant to LL24.

Environmental Justice

Building off the *City's One New York: The Plan for a Strong and Just City* published in 2015, the City passed two local laws in 2017 designed to assess the distribution of environmental benefits and burdens and consequent health impacts in New York City, and develop an environmental justice (EJ) plan to advance EJ goals and more fully involve communities in environmental decision-making.

Local Law 60 of 2017

LL60 requires the City to conduct a comprehensive EJ study identifying the locations and boundaries of EJ areas within the City, describing “environmental justice concerns” affecting the city, and identifying data, studies, programs, and other resources that are available and that may be used to promote “environmental justice concerns.”

Local Law 64 of 2017

LL64 requires the establishment of an EJ Interagency Working Group (IWG) and EJ Advisory Board. It requires the IWG to develop a comprehensive Environmental Justice Plan that provides guidance on incorporating EJ concerns into City decision-making, identifies possible citywide initiatives for promoting EJ, and provides specific recommendations for City agencies to bring their operations, programs, and projects in line with EJ concerns. The plan must also include recommendations for legislation, policy, budget initiatives, and other measures to address environmental justice concerns which could include, among other things, increased utilization of renewable energy.

Climate Mobilization Act

The Climate Mobilization Act is a package of laws passed by the New York City Council in 2019. LL97, the building emissions law, is the centerpiece of the package. The package includes other important laws related to reducing greenhouse gas emissions, including the establishment of a Property Assessed Clean Energy financing program, sustainable roofing requirements, and a mandate to assess energy storage potential at City buildings. Specific components of the Climate Mobilization Act that impact the advancement of solar PV and other forms of clean energy are outlined below.

Local Law 97 of 2019

Passed as part of the 2019 Climate Mobilization Act, LL97 requires facilities over 25,000 square feet in size to reduce their emissions by 40% by 2030 and by 80% by 2050. In addition, it requires City government operations to reduce its emissions 40% by 2025 and 50% by 2030. This law is unique and novel in its aim, because it targets existing buildings and requires owners to achieve a GHG cap per square foot based on a building's occupancy group. Other similar laws have been passed worldwide but target only new construction projects.

Local Laws 92 & 94 of 2019

LL92 and LL94 require sustainable roofing systems in new construction, and when existing roofs are expanded or replaced inclusive of the roof decking. A sustainable roofing system is defined as a solar PV system, a green roof, or a combination of both. DCAS anticipates over 40 projects in the next five years which will have to comply with the laws. According to a 2019 Mayor's Office of Climate and Sustainability analysis, LL92 and LL94 are estimated to result in up to 35 MW of new solar capacity annually across public and private buildings.⁴

Local Law 181 of 2019

LL181 requires DCAS to publish a citywide feasibility study in 2021 examining the installation and use of utility-scale energy storage systems. The study will review the existing technologies for storing potential, kinetic, chemical, electromagnetic, thermal, or other types of energy, including compressed air, flywheels, batteries, superconducting magnetic storage, and ice storage. Over the next few years, deploying energy storage in conjunction with the expansion of solar PV will be crucial to achieving the City's sustainability and resiliency goals.

⁴ Mayor's Office of Sustainability, Solar and Green Roofs, Local Laws 92 & 94, 2019, <https://be-exchange.org/wp-content/uploads/2019/10/20191001-LL92.94-Sustainable-Roofs.pdf>

Local Law 183 of 2019

LL183 requires DCAS to publish a citywide feasibility study in 2021 identifying the types of city-owned buildings where solar water heating and thermal energy systems may be appropriate and cost-effective. The results of this study should help inform where solar water heating systems and thermal energy systems are a cost-effective solution to replace or reduce the use of traditional fossil-based heating systems.

Utility Policy

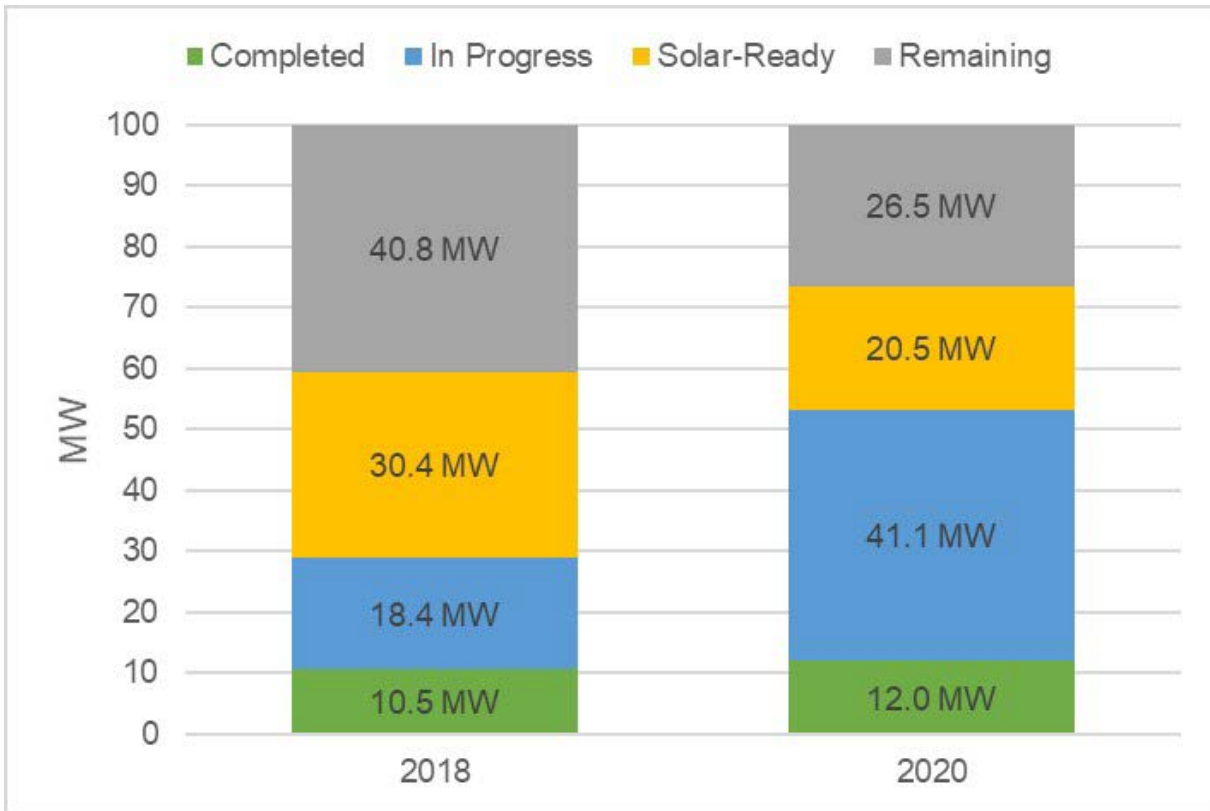
The regulatory landscape for clean energy continues to evolve in New York State. One major development that has occurred over the past several years is a framework to incentivize clean energy and distributed energy resources based on the value that they provide to the electrical system. This framework is known as the Value of Distributed Energy Resources (VDER).

Value of Distributed Energy Resources (VDER)

The New York State Public Service Commission established a mechanism to transition to a new way of compensating distributed energy resources (DER), like solar power. This mechanism, called VDER or the Value Stack, is an alternative to net energy metering, which provides customers who generated excess solar energy with a credit that was worth the full retail rate of a delivered kilowatt-hour (kWh). VDER primarily compensates projects based on the contribution to avoiding utility-based capital investments and the degree to which a project can deliver energy when electric supply is constrained. It also provides compensation related to the avoidance of GHG emissions. The City continues to advocate for equitable and cost-effective ways to increase solar deployment in New York City by reducing costs of grid interconnection and adequately compensating solar and storage based on the benefits they provide to New York City's communities. Future changes in DER compensation may impact cost-benefit evaluations and the locations for development.

As of 2020, the City has installed approximately 12 MW of solar PV capacity across 87 buildings.^{5,6} This solar portfolio is estimated to produce over 13 million kWh annually on average, which is enough to supply the electricity needs of over 3,000 New York City residences. Completed installations are estimated to reduce GHG emissions by more than 3,800 metric tons of carbon dioxide annually. This is the equivalent to taking an estimated 830 cars off the road each year.

Figure 1. Progress Towards 100 MW—2018 vs. 2020



Still there is much work to do. This first portion of solar deployments faced many challenges as the solar industry in the city was still evolving. Challenges primarily manifested in two ways: (1) a challenging construction environment and (2) barriers in deployment approaches. **Table 1** below highlights the various difficulties experienced and measures to mitigate continued risk.

⁵ Completed and In Progress project metrics are as of November 2020.

⁶ Completed project metrics are detailed in the Appendix starting on page 1.

Table 1. Overcoming Challenges to Solar Development

General Challenge Type	Specific Challenge	Mitigation Measure
<p>Complex Construction Environment</p>	<p>Intricate Local Regulatory Landscape: New York City’s dense building stock, stringent health and safety codes, public design requirements, and heavy demand for construction services have led to higher installation costs and longer development timelines for solar PV compared to other regions.</p>	<p>Increasing Collaboration, Expertise, and Efficiency: Since 2018, DCAS has collaborated with the Mayor’s Office of Climate and Sustainability and the Fire Department to develop clear and standard regulations for the safe installation of rooftop PV systems. DCAS DEM has also significantly expanded the capacity of its Clean Energy Team by adding four new staff members who possess combined experience in the solar industry of over 20 years. Additionally, DCAS is developing a process of proactively assessing facilities with roofs that will age out of solar-readiness for potential implementation prior to crossing the 10 year threshold.</p>
<p>Complex Construction Environment</p>	<p>Shortage of Qualified Interested Developers: The complex regulatory environment associated with solar installations, combined with complicated procurement requirements and a booming construction industry, decreased the available pool of qualified firms responding to municipal solicitation.</p>	<p>Increased Outreach: DCAS has strengthened its outreach to solar developers, the National Electrical Contractors Association, and Local Union No. 3 International Brotherhood of Electrical Workers (IBEW) to increase the pool of skilled union labor available to perform solar installations.</p>

General Challenge Type	Specific Challenge	Mitigation Measure
Complex Construction Environment	<p>Shortage of Solar-Ready Buildings:</p> <p>The City has an insufficient supply of solar-ready buildings to reach the 100 MW target by 2025 through rooftop solar alone. Nearly 70% of roofs are older than ten years and therefore unable to host a solar PV system for its 20-year lifespan. Furthermore, buildings deemed solar-ready per the requirements of LL24 may still face obstacles to development, including structural or electrical infrastructure limitations and excessive shading.</p>	<p>Replacing Roofs and Finding New Sites:</p> <p>DCAS has begun partnering with City agencies to co-fund strategic roof replacements in tandem with solar projects.</p> <p>DCAS is also developing large scale projects at City parking lots and infrastructure sites, including Water Resource Recovery Facilities (WRRF).</p> <p>DCAS is considering creative solutions for the non-viable solar-ready facilities, including elevated canopies and other usable non-roof space (ground-mounted and parking canopies).</p>
Complex Construction Environment	<p>Disruptions Due to COVID-19:</p> <p>The City was forced to suspend construction and development of dozens of solar projects between March and July of 2020 due to the Coronavirus Disease 19 (COVID-19) pandemic. The City expects ongoing impacts to the program in 2021.</p>	<p>Perseverance and Creativity:</p> <p>DCAS took advantage of the spring work stoppage to conduct a strategic review of its clean energy portfolio. The review assessed common project development challenges, including site electrical and structural feasibility, permitting and interconnection delays, construction quality, labor relations, and other issues. DCAS has incorporated lessons learned and new practices into its development process to expedite future projects.</p> <p>Construction and development activities restarted in July 2020; since then, through December 2020, DCAS has added more than 1 MW of capacity.</p>

General Challenge Type	Specific Challenge	Mitigation Measure
<p>Deployment Approach</p>	<p>Challenges Adopting Private Sector Delivery Methods to the Public Sector:</p> <p>The City has faced challenges adapting private-sector solar business models—particularly design-build contracting and third-party tax equity financing—to its complex procurement process.</p>	<p>New Contracting Approaches:</p> <p>DCAS’s new Pre-Qualified List (PQL) for General Construction Services includes some of the region’s top solar developers. DCAS is also developing procurements for design, construction, and O&M services. These procurements will facilitate both in-house and public work project development approaches.</p> <p>DCAS is partnering with the Power Authority of the State of New York (NYPA) to develop a multi-site PPA and eliminate tax equity contracting complexities and design-build limitations.</p>

General Challenge Type	Specific Challenge	Mitigation Measure
Deployment Approach	<p>Competing Investment Needs and Project Dependencies:</p> <p>City agencies often have other capital projects that they must appropriately sequence with solar installation. Furthermore, implementation of solar projects often depends on the execution of roof replacements or larger capital projects, with any project delays impacting the timeline for delivering solar.</p>	<p>Supportive New Policies:</p> <p>LL92 and LL94 require installing solar PV systems or green roofs at new buildings and major renovations. DCAS is partnering with agencies to operationalize this policy and support efficient delivery of solar within existing project contexts. DCAS has partnered with the National Renewable Energy Laboratory (NREL) to develop best in class specifications and O&M procedures, as well as is working on an O&M contract to reduce building operators’ maintenance concerns.</p>
Deployment Approach	<p>Unique Project Economics:</p> <p>New York City government benefits from low-cost electricity supplied by NYPA, which means that offsetting utility bills doesn’t have the same financial return as it might have for private sector entities. Combined with the complex construction environment and the challenges public sector projects face in accessing tax incentives, the economics of public sector solar projects may be less attractive compared to development at private sites or energy efficiency interventions.</p>	<p>Financing Innovation and Economies of Scale:</p> <p>The City and NYPA are partnering on a PPA model that will allow the monetization of federal tax incentives to benefit the City without entering complex agreements with third-party developers.</p>

General Challenge Type	Specific Challenge	Mitigation Measure
Deployment Approach	Workforce Development: Clean energy jobs are vital to the City’s Green New Deal goals. Additionally, these jobs are coveted by the City’s world-class building trades and by organizations that foster career pathways for economically disadvantaged individuals. However, the City lacked a framework to promote workforce development objectives in project procurements.	New Project Labor Agreement for Solar: In August 2020, the City signed a PLA with the Building and Construction Trades Council of Greater New York (BCTC) and Local Union No. 3 IBEW that will increase the size and skill level of the solar workforce, while fostering inclusive career pathways in clean energy.

This first portion of clean energy projects has provided considerable insight into the specific challenges and complexities associated with deployment of solar PV across the municipal portfolio, as well as the potential opportunities to scale-up project delivery. Working with a broad set of stakeholders to better understand the challenges and opportunities, DCAS has implemented numerous risk mitigation strategies and is prepared to scale up solar installation rates significantly with a strong pipeline of projects through 2022.

DCAS has completed onsite engineering studies at over 100 locations since 2016. The studies include assessments of roof condition, structural systems, electrical service, soil conditions, interconnection requirements, shading potential, and regulatory requirements. These engineering studies are critical in determining each site’s feasibility, capacity potential, technology selection, and have led to a series of new projects. In the spring of 2019, DCAS launched construction at several public schools, with installations continuing to ramp up through 2022 at buildings across all five boroughs. In total, as of 2020, there are 41 MW worth of solar projects in progress across 171 buildings.⁷

⁷ In Progress installations are defined as sites with solicitations out awaiting bids or under contract for design and/or construction.

Assessment Process

Figure 2. Example of PV System Model



Proposed layout of a 285 kW solar PV system for the solar-ready property P.S. 36 (R036) in Staten Island, which DCAS created using a PV modeling tool.

To prepare this third assessment of solar-readiness, DCAS collected data on the roof age and condition of over 1,900 City buildings that are operated by 22 City agencies. For every building identified as solar-ready, DCAS utilized a professional-grade solar PV modeling tool to produce a preliminary solar system layout like the one pictured to the left. Each layout utilized standardized equipment specifications and complied with spacing and setback requirements from the NYC Construction Code and Fire Code.

After completing preliminary layouts, DCAS utilized location-specific weather data and shading analyses to yield estimates for installed kilowatt (kW) capacity, annual kWh production, and associated GHG emissions reductions for each solar-ready site. DCAS also reviewed and refined PV system models at solar-ready sites that were identified prior to 2019 to reflect updated equipment standards and current rooftop conditions.

DCAS also collaborated with key agency partners to obtain insights about their building portfolios and to transition solar-ready sites into the pipeline for project development. In addition, DCAS reviewed agencies' five-year capital plans to identify existing buildings that are scheduled to have roof replacements or major renovations, as well as to identify new construction opportunities. DCAS worked especially closely with the Department of Education (DOE) and the School Construction Authority (SCA) to refine the assessment of the City's public-school portfolio, which accounts for 48% of all buildings evaluated in this report. Furthermore, DCAS collaborated with the Department of Environmental Protection (DEP) to examine WWRFs and the potential space for solar installations over aeration tanks, settling tanks, and other open areas. Lastly, DCAS asked agencies to report their inventory of parking facilities—both ground level lots and garages—and modeled those spaces for preliminary capacity estimates.

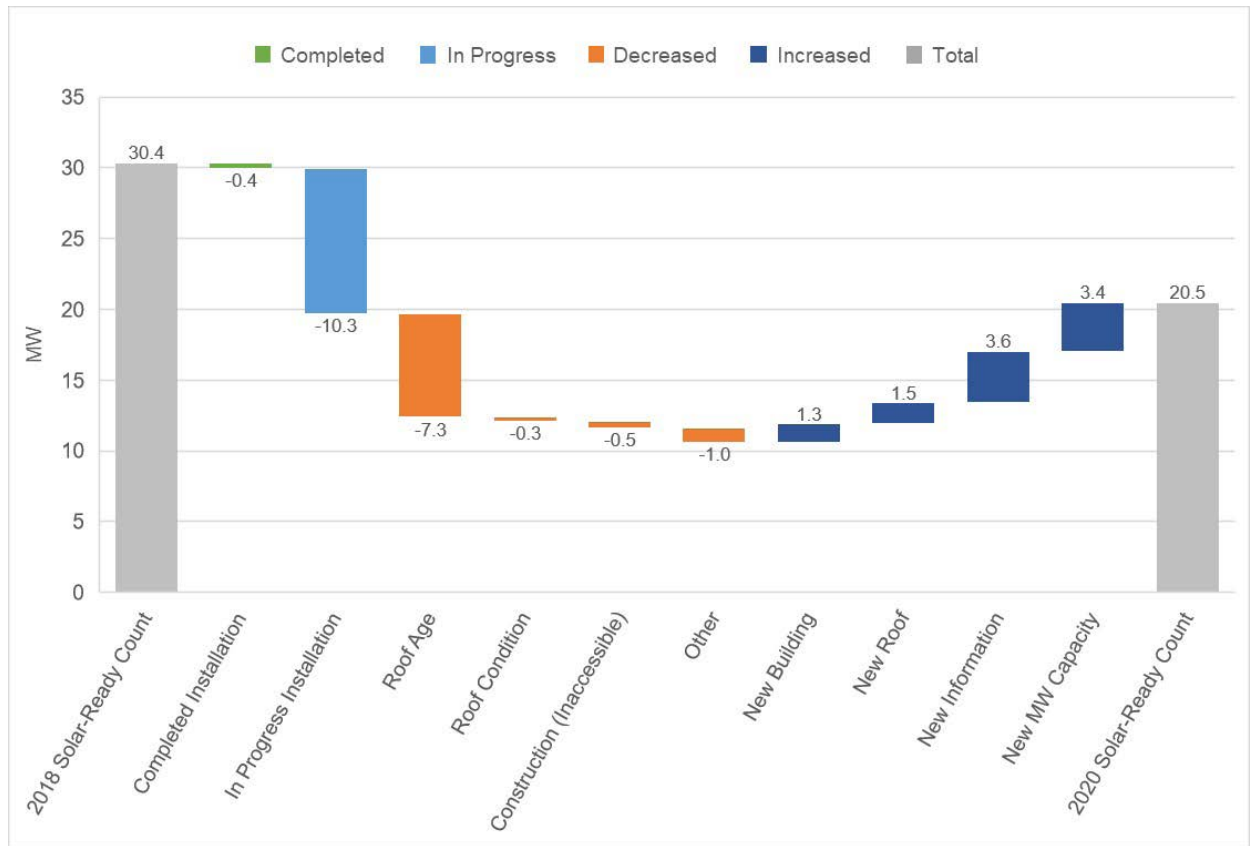
Solar-Ready Sites

DCAS evaluated 1,914 buildings that do not have an installation completed or in progress for solar-readiness.^{8,9} DCAS classified 251 of these buildings (20 MW) as solar-ready in 2020, compared to 413 solar-ready buildings (30 MW) in 2018. **Figure 3** below illustrates the key sources of change between 2018 and 2020. The largest and most promising source of change was that 66 sites, totaling 10 MW, transitioned from the 2018 Solar-Ready category to the 2020 In Progress category and three sites had solar PV installations completed after 2018, totaling 0.4 MW. Another source of change was the reduction of solar-readiness due to the aging of roofs beyond the 10-year cut-off as defined in LL24, that resulted in the removal of 74 buildings (6 MW) from solar-readiness. Furthermore, 22 sites (1 MW) were removed due to further research that revealed building construction originating from 1920 or earlier, before the advent of structural codes. Altogether, these roof age-related issues resulted in the removal of 96 buildings (7 MW) from solar-readiness. Unsuitable roof conditions caused an additional 10 buildings (0.3 MW) to be removed from solar-readiness. These reductions were partially offset by the addition of 15 buildings (2 MW) that received roof replacements and 13 newly constructed buildings (1 MW). An important distinction to make is that roof age alone is not a guarantee that a building can or should receive solar PV, as some buildings with roofs less than 10 years old may not be good candidates if the roof has existing issues.

⁸ Solar-Ready project metrics are detailed in the Appendix starting on page 35.

⁹ Solar-readiness is achieved when a facility is 10,000 sq. ft. or greater in size and has a roof 10 years or younger in good condition. Furthermore, solar-ready sites are considered to be those without solar PV previously installed or currently in progress.

Figure 3. Change in Potential Solar PV Capacity (MW) at Solar-Ready Sites—2018 vs. 2020¹⁰

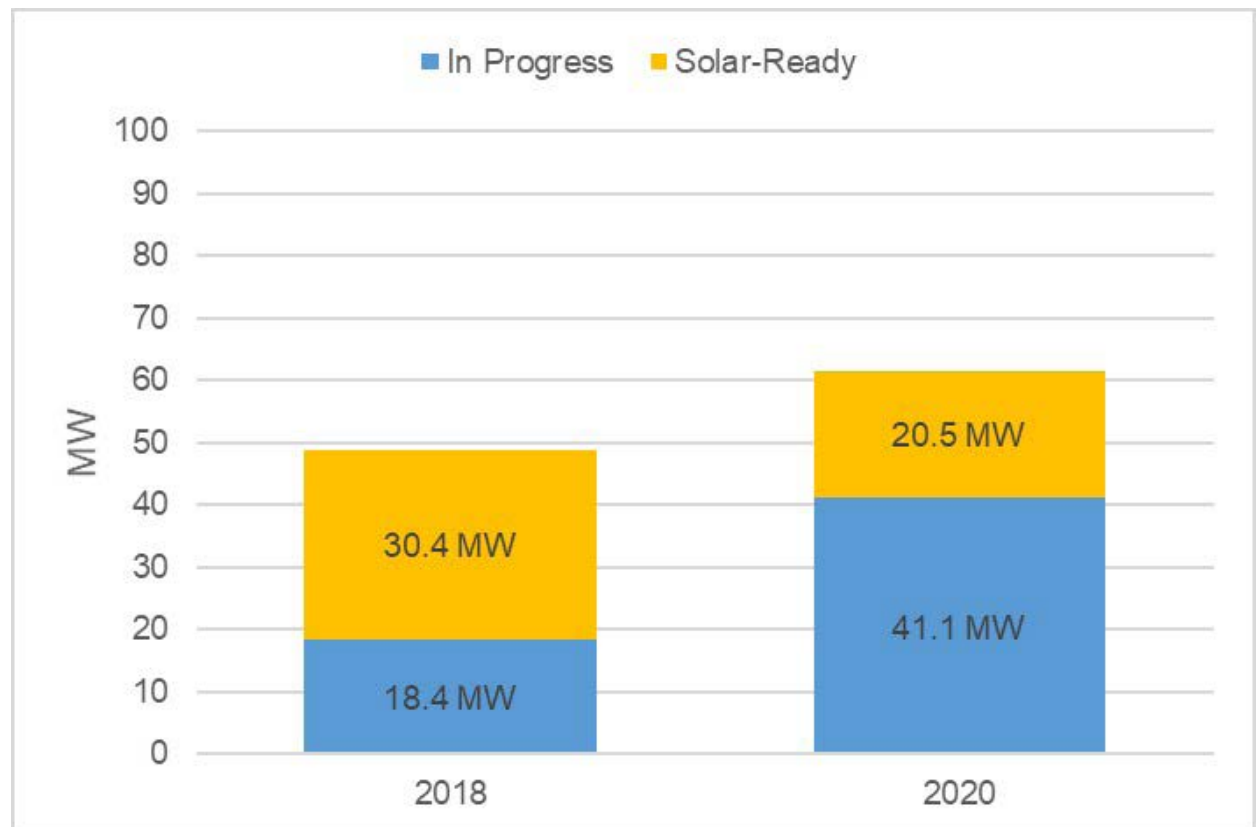


¹⁰ Roof Age refers to instances where roofs aged out of the 10 years or younger threshold or where buildings were built before 1920. *Construction (Inaccessible)* refers to sites that are currently under construction within their home agency due to non-solar reasons. Ongoing construction projects render buildings inaccessible, preventing them from being considered solar-ready. Other refers to instances of missing information, unbuildable status, or issues with roof gross square footage. New Information refers to changes in past reported information or the resolution of past missing information. *New MW Capacity* refers to instances in which sites received a new helioscope model that resulted in a larger MW capacity estimate than in 2018.

In Progress Sites

In Progress installations include Solar-Ready facilities that have been vetted beyond the Solar-Readiness Assessment and have been added to a portfolio actively being developed with estimated budgets projected. As of 2020, the City has initiated design or construction of solar PV projects at 171 facilities (41 MW) across nine City agencies, with expected completion over the next two to three years.¹¹ This represents an increase of 46 sites and nearly 23 MW designated as In Progress compared to 2018. Taken together, the amount of potential solar PV capacity at In Progress and Solar-Ready sites has grown by nearly 13 MW and completed installations have grown by over 1 MW since 2018, as depicted in **Figure 4** below.

Figure 4. Solar PV Capacity (MW): In Progress and Solar-Ready Sites—2018 vs. 2020



¹¹ In Progress project metrics are detailed in the Appendix starting on page 13.

Non-Solar-Ready Sites

Of the 1,914 sites evaluated for solar-readiness in 2020, DCAS found that 1,663 sites, or 87% were not solar-ready.¹² Roof age was the largest factor leading to non-solar-readiness. Approximately 66% of evaluated sites exceeded the 10-year maximum roof age criteria for solar-readiness and 38% of evaluated sites had roofs that were over 20 years old. See **Figure 5** for the distribution of roof ages in the 2018 and 2020 assessments, which illustrates the aging of the City's rooftop portfolio. Poor roof condition was also a major factor in non-solar-readiness. Among the 1,663 non-solar-ready sites, 44% exhibited roof conditions that could not support solar installations, an increase from 37% of sites in 2018. As the number of roofs getting older or experiencing performance problems outpaced the number of new and refurbished roofs, the growth potential for solar-ready sites decreased some between 2018 and 2020. However, there may be an opportunity to reverse this trend in the coming years if solar PV installations are paired with facility improvements. Roof replacements present an opportunity to coordinate with both agency partners and City construction partners. As facilities begin planning for roof replacements—particularly if modifications to roof decking material are required and thus trigger LL92 and LL94—DCAS and agencies can stage installation of solar PV to follow roof replacements, which would result in new PV systems on roofs with the longest life expectancy and further the City's MW goals. See **Figure 6** and **Figure 7** for additional details on the causes of non-solar-readiness in 2018 and 2020.

¹²Roof Assessment Findings are detailed in the Appendix starting on page 67.

Figure 5. Roof Ages Across All Sites – 2018 vs. 2020

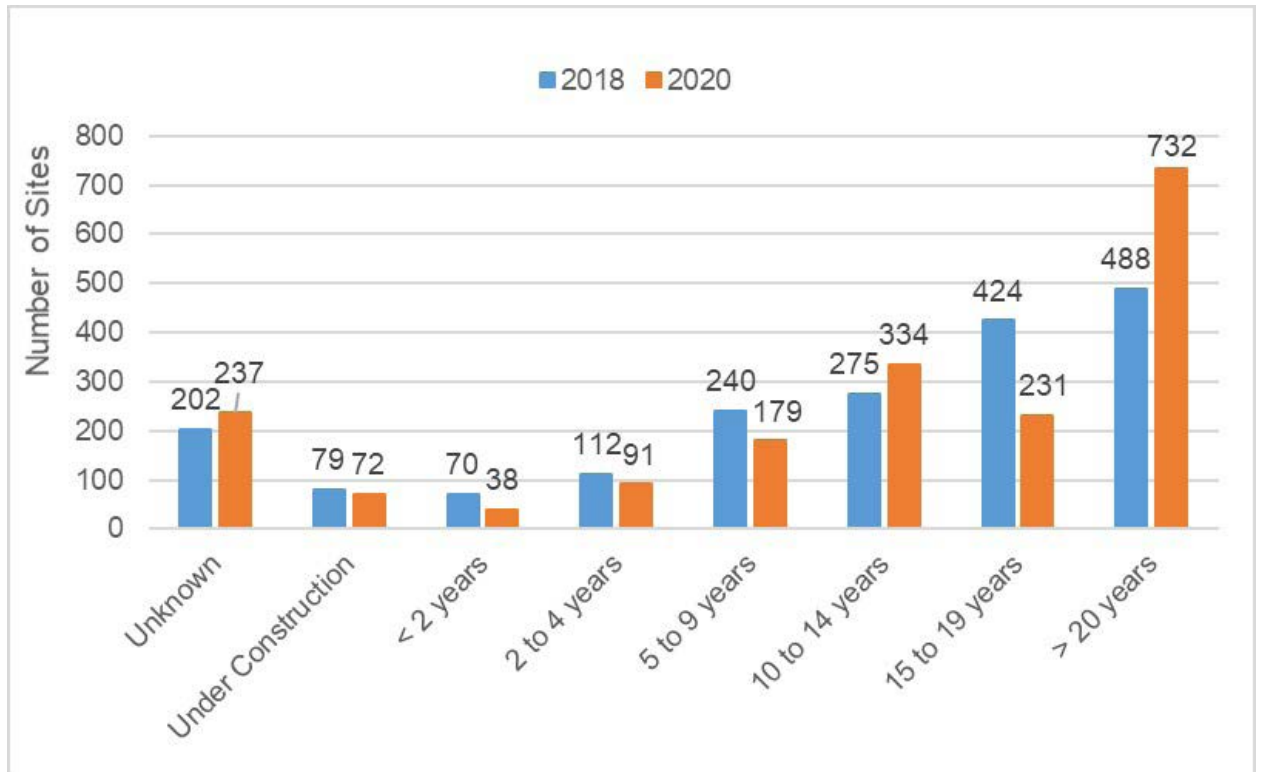


Figure 6. Ratio of Solar-Readiness to Non-Solar-Readiness – 2018 vs. 2020

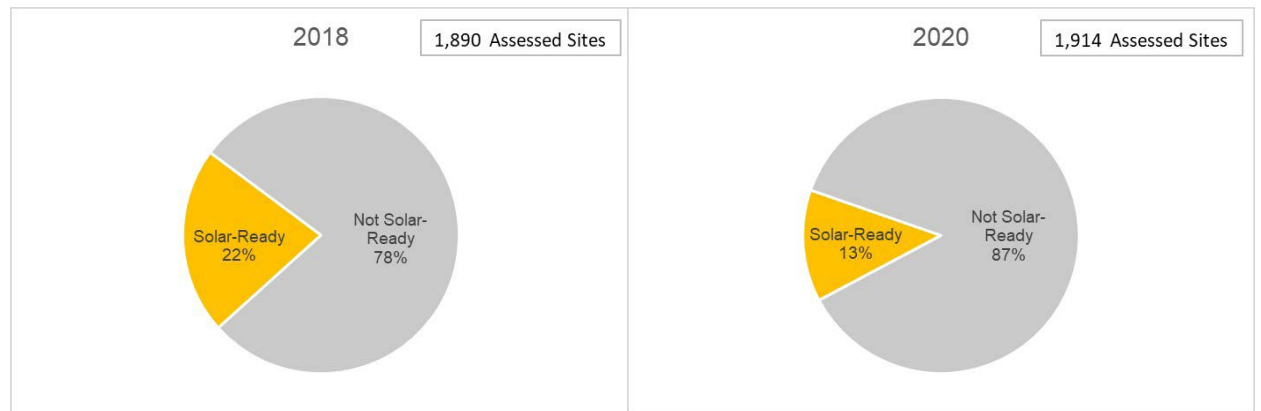


Figure 7. Reasons for Non-Solar-Readiness – 2018 vs. 2020¹³

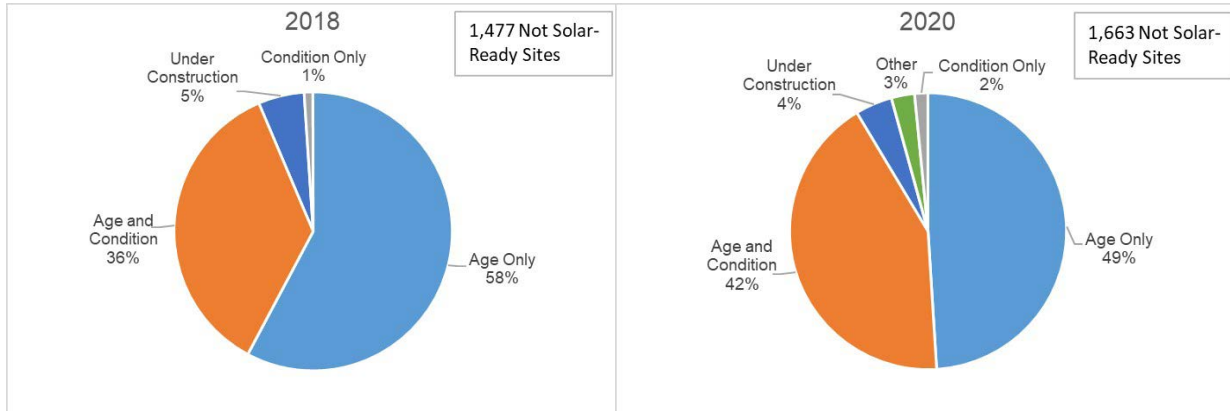


Table 2. Summary of 2018 and 2020 Solar-Readiness Assessments

Status	2018		2020	
	# of Sites	MW	# of Sites	MW
Sites with Completed or In Progress Solar Installations				
Completed	57	10.5 MW	87	12.0 MW
In Progress	125	18.4 MW	171	41.1 MW
Subtotal	182	28.9 MW	258	53.1 MW
Sites Assessed for Solar-Readiness				
Solar-Ready	413	30.4 MW	251	20.5 MW
Non-Solar-Ready	1477	N/A	1663	N/A
Total Assessed	1890	30.4 MW	1914	20.5 MW

¹³ *Other* represents sites with an unknown building gross square footage, with green roofs, or that were unable to be located. This method of classification was used in the 2020 analysis.

Solar-Readiness by Agency

Figure 8. Distribution and Capacity (MW) of Solar-Ready Buildings by Agency

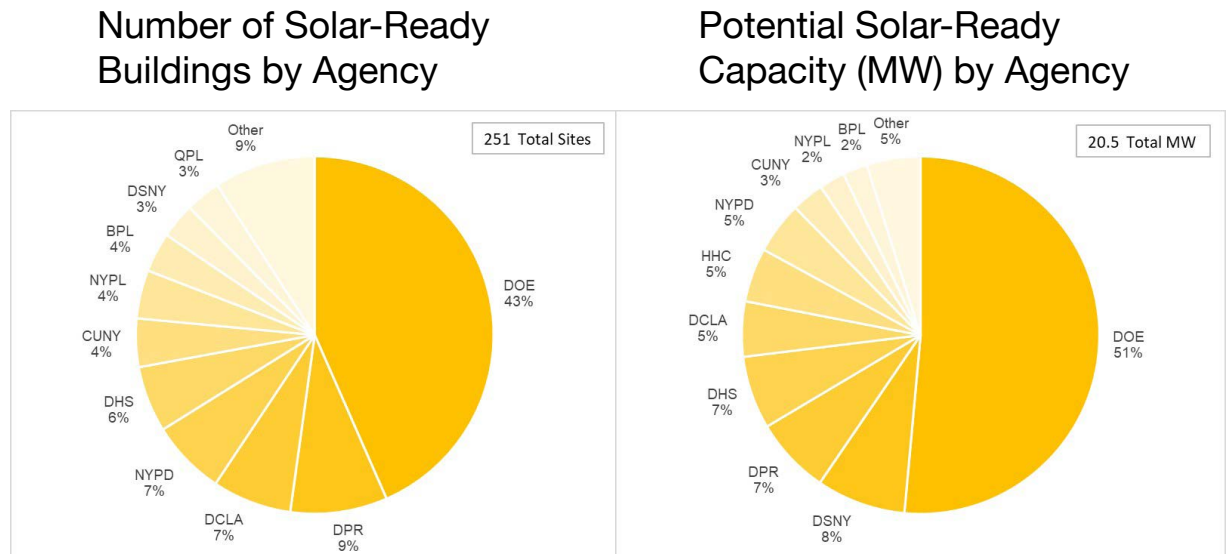
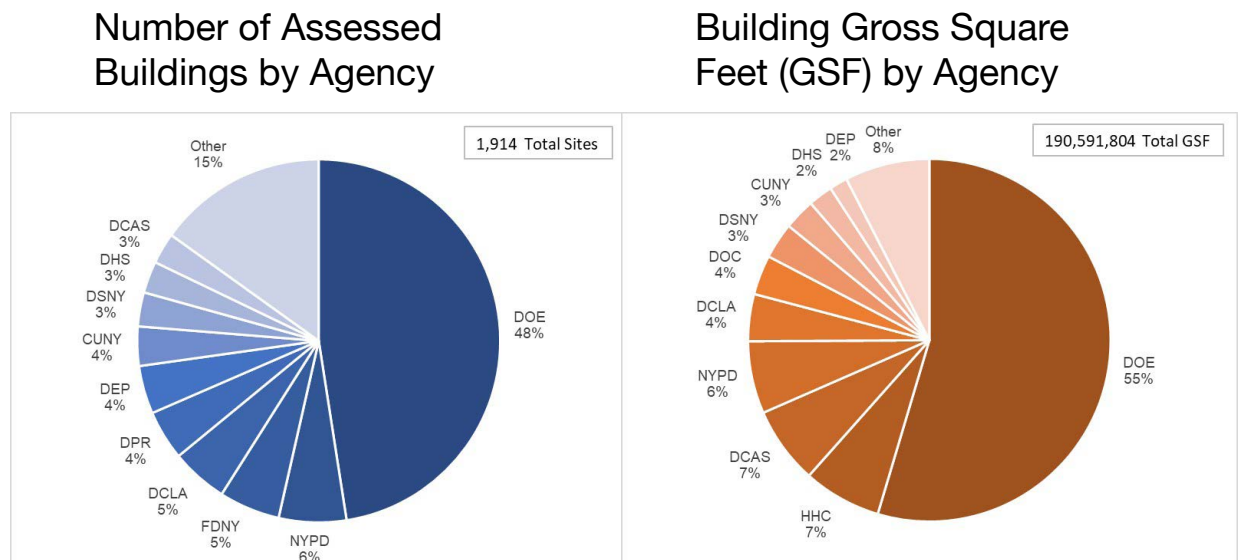


Figure 9. Distribution and Gross Square Footage (GSF) of Assessed Buildings by Agency¹⁴



¹⁴ Assessed building totals refer to buildings with rooftops and do not include completed and in progress projects.

Comparing the distribution and capacity of solar-ready buildings by agency with the distribution and gross square footage of assessed buildings by agency yields the following insights:

- **Agencies with larger buildings have a disproportionate share of potential solar capacity:**

For example, the Department of Sanitation (DSNY) operates just 3% of total solar-ready buildings, but these buildings account for 8% of total potential capacity, the second greatest amount among City agencies. DSNY facilities tend to be large warehouses with ample roof space for solar PV, and DCAS is working closely with DSNY to develop projects. On the other hand, agencies like the Department of Cultural Affairs (DCLA) and the New York City Police Department (NYPD) have a larger share of solar-ready buildings, but less of the overall potential capacity because their facilities tend to be smaller and have less available rooftop space. Developing solar at these smaller facilities will nonetheless be important to reaching the City's goals, despite the fact that the installations will likely be more expensive to develop.

- **DOE's portfolio continues to dominate, but broadening agency participation is essential:**

DOE represents by far the largest share of both solar-ready facilities and solar-ready capacity and will continue to be DCAS's biggest partner. However, as more DOE sites are developed, DCAS must advance projects with smaller agencies to reach the 100 MW goal.

- **Developing non-building solar installations is also essential:**

While **Figure 8** focuses on potential solar capacity at buildings, certain agencies offer significant opportunities to develop solar outside of buildings. DEP's WRRFs and water supply infrastructure sites will play a critical role in attaining the 100 MW goal. The Department of Parks and Recreation (DPR), with a relatively large share of both solar-ready buildings and capacity, will also become a key partner in solar PV installations. Additionally, the Department of Transportation (DOT), City University of New York (CUNY), and Health + Hospitals (HHC) have a large number of parking lots and garage structures that are excellent candidates for solar systems.

The following tables represent DCAS's accounting of completed and in progress solar PV installations (**Table 3**) and the solar-ready status of all facilities evaluated (**Table 4**). **Table 3** illustrates how large of a portion of both completed and in progress projects are within DOE facilities. This point is further highlighted by **Table 4**, which shows nearly half of solar-ready facilities belonging to DOE. Since DOE represents such a large share of facilities within the City's building stock, DCAS will continue to collaborate with DOE to deliver solar PV projects to schools.

Another key takeaway from both tables is that while few in number, smaller agencies (agencies with either few facilities or relatively fewer solar-ready facilities) also have the potential for contributing to the City's solar PV goals. DCAS has identified specific agencies that could expand the City's solar PV portfolio, including DPR, NYPD, DSNY, CUNY, the Fire Department of New York (FDNY), and the Department of Homeless Services (DHS). As the availability of ideal facilities (those with sizeable roof space in solar-ready condition) dwindles as new systems are installed, DCAS must shift focus to smaller facilities and work through some of the challenges described in this report to reach the City's 100 MW goal.

Table 3. Agency Breakdown of Sites with Completed or In Progress Solar Installations

Agency	Total (258 sites, 53.1 MW)				In Progress (171 sites, 41.1 MW)				Completed (87 sites, 12.0 MW)			
	#	%	MW	%	#	%	MW	%	#	%	MW	%
DOE	185	72%	37.4	70%	143	84%	29.18	71%	42	48%	8.21	68%
DPR	22	9%	0.33	1%	0	N/A	N/A	N/A	22	25%	0.33	3%
FDNY	12	5%	0.5	1%	10	6%	0.43	1%	2	2%	0.07	1%
DSNY	7	3%	2.49	5%	5	3%	2.39	6%	2	2%	0.1	1%
DCLA	6	2%	0.12	0%	0	N/A	N/A	N/A	6	7%	0.12	1%
DEP	6	2%	9.68	18%	4	2%	8.37	20%	2	2%	1.31	11%
DOT	5	2%	0.44	1%	2	1%	0.11	0%	3	3%	0.33	3%
BPL	4	2%	0.06	0%	4	2%	0.06	0%	0	N/A	N/A	N/A
NYPD	3	1%	0.12	0%	0	N/A	N/A	N/A	3	3%	0.12	1%
CUNY	2	1%	0.55	1%	1	1%	0.24	1%	1	1%	0.31	3%
DCAS	2	1%	0.24	0%	1	1%	0.23	1%	1	1%	0.01	0%
EDC	2	1%	1.09	2%	0	N/A	N/A	N/A	2	2%	1.09	9%
DOC	1	0%	0.01	0%	0	N/A	N/A	N/A	1	1%	0.01	0%
HHC	1	0%	0.06	0%	1	1%	0.06	0%	0	N/A	N/A	N/A
ACS	0	0%	N/A	N/A	0	N/A	N/A	N/A	0	N/A	N/A	N/A
DFTA	0	0%	N/A	N/A	0	N/A	N/A	N/A	0	N/A	N/A	N/A
DHS	0	0%	N/A	N/A	0	N/A	N/A	N/A	0	N/A	N/A	N/A
DOHMH	0	0%	N/A	N/A	0	N/A	N/A	N/A	0	N/A	N/A	N/A
FIT	0	0%	N/A	N/A	0	N/A	N/A	N/A	0	N/A	N/A	N/A
HRA	0	0%	N/A	N/A	0	N/A	N/A	N/A	0	N/A	N/A	N/A
NYPL	0	0%	N/A	N/A	0	N/A	N/A	N/A	0	N/A	N/A	N/A
OCME	0	0%	N/A	N/A	0	N/A	N/A	N/A	0	N/A	N/A	N/A
QPL	0	0%	N/A	N/A	0	N/A	N/A	N/A	0	N/A	N/A	N/A

Table 4. Agency Breakdown of Sites Assessed for Solar-Readiness

Agency	Total Assessed for Solar-Readiness (1914 sites)		Solar-Ready (251 of 1914 sites, 20.5 MW)			
	#	%	#	%	MW	%
DOE	910	48%	109	43%	10.5	51%
NYPD	115	6%	17	7%	1	5%
FDNY	104	5%	7	3%	0.2	1%
DCLA	97	5%	18	7%	1	5%
DPR	85	4%	22	9%	1.4	7%
DEP	82	4%	1	0%	0.2	1%
CUNY	67	4%	11	4%	0.6	3%
DSNY	58	3%	8	3%	1.7	8%
DHS	54	3%	15	6%	1.3	7%
DCAS	53	3%	2	1%	0.2	1%
NYPL	52	3%	11	4%	0.5	2%
DOC	43	2%	1	0%	0	0%
HHC	43	2%	6	2%	1	5%
DOT	31	2%	1	0%	0.1	0%
BPL	30	2%	9	4%	0.5	2%
DOHMH	24	1%	0	N/A	N/A	0%
QPL	21	1%	8	3%	0.1	1%
ACS	16	1%	0	N/A	N/A	0%
HRA	12	1%	1	0%	0	0%
FIT	10	1%	3	1%	0.1	1%
OCME	4	0%	0	N/A	N/A	0%
DFTA	3	0%	1	0%	0	0%

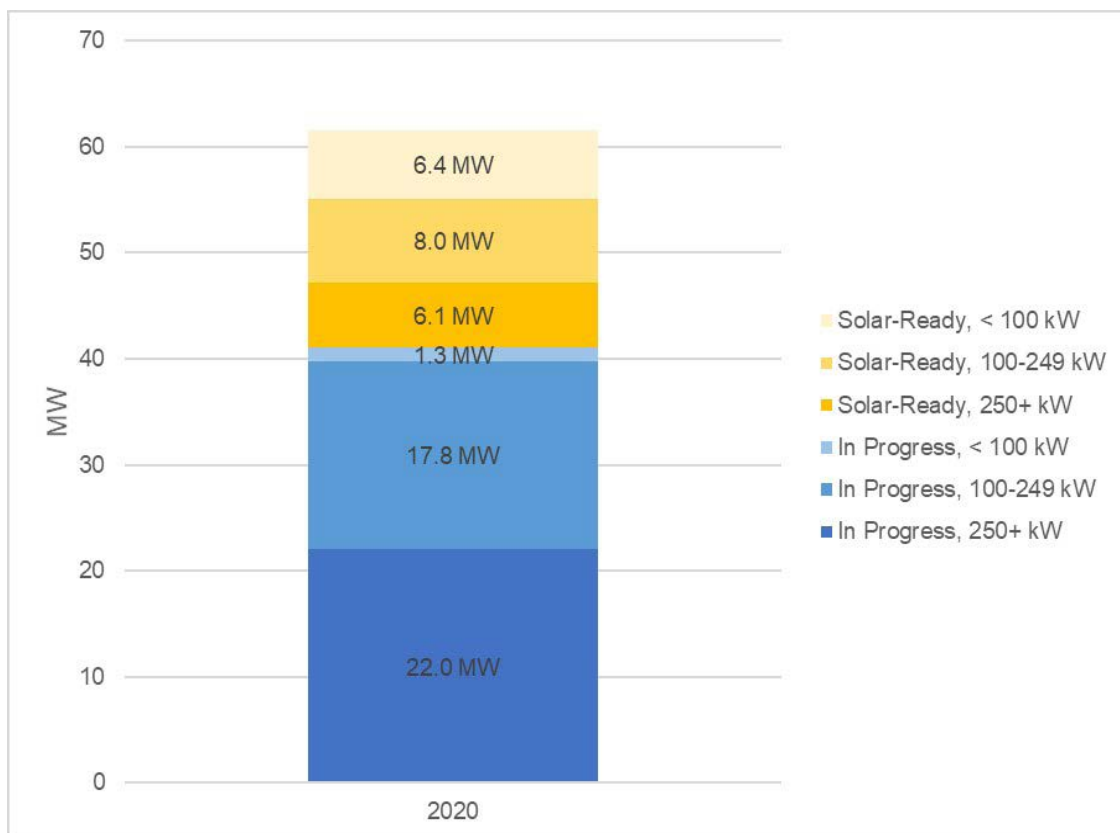
2020 Assessment Findings

Based on the results of the 2020 Solar-Readiness Assessment, DCAS has determined the following key takeaways:

Larger-scale opportunities are concentrated at a small portion of buildings.

Of the 251 solar-ready sites identified, only 67 buildings (27%) had an estimated capacity of 100 kW or larger. Yet, solar capacities of 100 kW or greater accounted for 69% of the 20 solar-ready megawatts. In other words, the largest-scale solar opportunities are concentrated among a small number of solar-ready buildings. Considering the fixed timelines and soft-costs to develop and install a single solar installation, prioritizing the largest-scale installations will yield the greatest amount of capacity at the least cost. Equally notable is that 51% of solar-ready capacity is concentrated with DOE buildings alone. Working closely with DOE and SCA will be crucial in realizing the full solar potential of school facilities. Despite the available solar potential, as many of the larger-scale sites advance towards development, the pool of large facilities from which DCAS can draw from is dwindling.

Figure 10. Capacity Ranges (MW) of In Progress and Solar-Ready Buildings



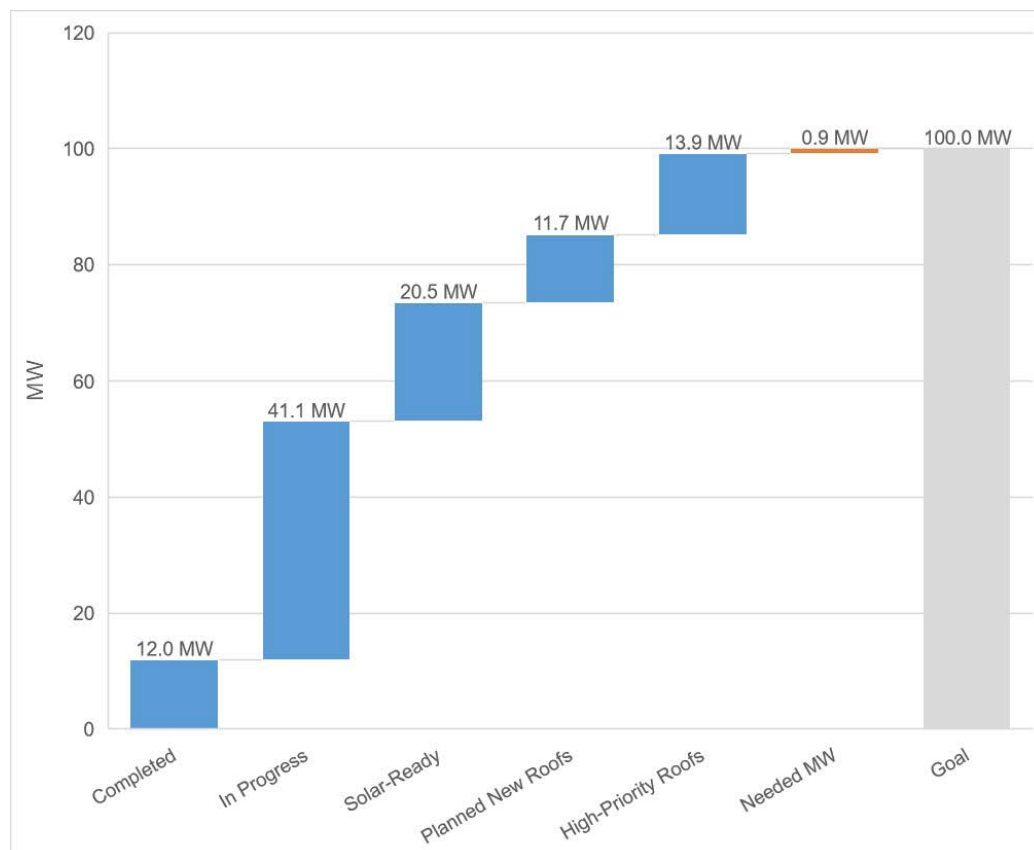
The City must proactively replace large rooftops to advance solar development.

Given the insufficient supply of solar-ready rooftops, as well as the continued aging out of significant portions of the City's rooftop portfolio, the City must proactively invest in roof replacements to unlock solar potential and pursue solar installations in tandem. DCAS has categorized approximately 80 facilities as high-priority sites for rooftop replacements. These sites alone could yield nearly 14 MW of potential solar capacity. Replacing the top ten largest rooftops and installing solar could yield nearly 4 MW of capacity.

Rooftop solar alone is insufficient to achieve 100 MW by 2025.

The City cannot reach the 100 MW by 2025 goal through rooftop solar alone. Even when accounting for planned and potential roof replacements achievable by 2025, there is a need to advance non-rooftop solar PV installations—including parking lot canopies, ground mounted systems, and installations at infrastructure sites—as well as other opportunities to achieve the 100 MW goal by 2025.

Figure 11. Total Available Rooftop Solar Capacity (MW)



Environmental Justice and Strategic Deployment of Solar PV.

In 2017, the City passed LL64, which codified Environmental Justice Areas (EJAs) for the City of New York and required City agencies to incorporate environmental justice into citywide decision-making. DCAS found that 61% of the 1,914 assessed buildings are in EJAs, with a nearly proportionate 60% of solar-ready buildings and estimated solar potential (11 MW) located in EJAs. In addition, DCAS found that 39% of completed sites (7 MW) were located in EJAs. Recognizing the need to advance environmental justice in tandem with clean energy development and GHG mitigation, 66% of in progress sites (29 MW) are located in EJAs, and DCAS will continue to prioritize developing solar installations in these areas.

Figure 12. Environmental Justice Area Distribution by Site Count

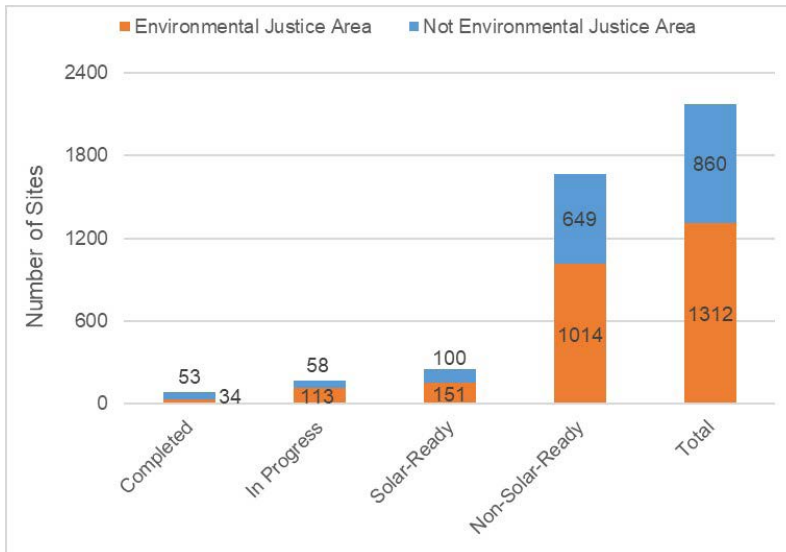


Figure 13. Environmental Justice Area Distribution by Capacity (MW)

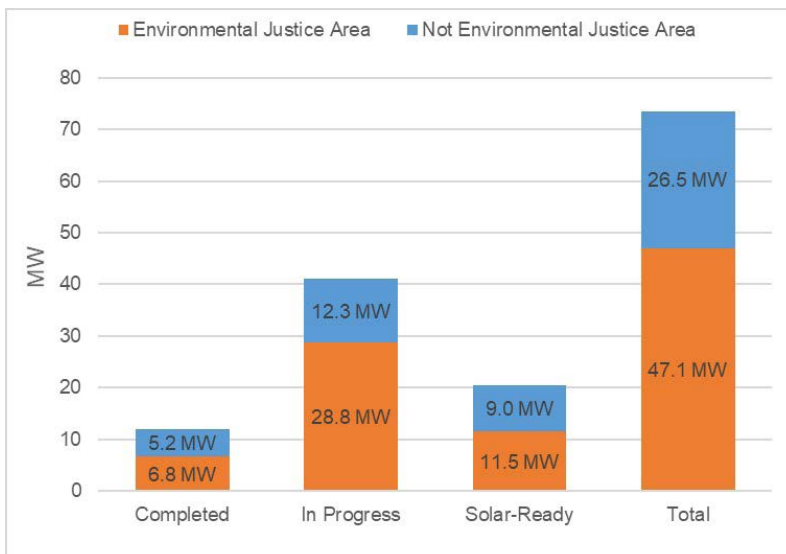


Figure 14. Solar Educational Program



Students at Global Learning Collaborative High School learn about solar systems as part of the NYC Solar Schools Education Program.

DCAS is committed to working with its partners to deliver solar education programs to students across New York City schools and building pathways for green careers. In 2015, DCAS and the DOE Office of Sustainability partnered with Solar One, an environmental non-profit with extensive educational programming, to connect the City's investments in rooftop solar on school buildings to student learning and workforce development. The NYC Solar Schools Education Program was born out of this partnership and provides free training and standards-aligned curriculum for teachers across all grade levels and subject areas. As of 2020, over 1,300 DOE educators and over 1,700 students participated in the program and received hands-on activities and free materials to integrate renewable energy and climate education in their classrooms.

Additionally, at 13 DOE Career and Technical Education (CTE) high schools, skill-building training in solar PV design and installation are integrated into electrical, engineering, and construction trades programs to help build the City's future renewable energy workforce. Nearly 1,000 CTE students have been trained to date. Expanding beyond the classroom, in the summer of 2019, four CTE students gained real-world work experience installing solar on DOE schools through paid internships with a solar installer. DCAS and its partners are committed to growing these educational programs and continuing to provide the next generation with the skills they will need to join one of the fastest growing industries in the nation.

Since 2017, DCAS in collaboration with Solar One and the Fortune Society has provided solar basics training and related vocational services to cohorts at Rikers Island. Over 100 individuals have taken a two-day in-site training course and 61 individuals have taken a five-day post release training program. Of those who had taken the Solar One training, 19 individuals have been hired, with 10 of those placements being in the construction or energy efficiency industries. The City is working with the Fortune Society, NYC Small Business Services, project developers, and individual unions to connect trainees facing barriers to traditional employment with green jobs to decrease the recidivism rate in New York City.

To supplement solar PV generation and to stabilize the local power grid, increased deployment of energy storage is a crucial part of the path toward decarbonization in New York City.

Since 2016, DCAS has implemented the following strategies to expand energy storage consideration at its facilities:

- Requiring assessments of energy storage potential as part of the planning for all solar PV projects
- Including energy storage options in solar PV solicitations wherever feasible and applicable
- Increasing collaboration with Con Edison to identify energy storage opportunities that would benefit the electric grid, while supporting the sustainability and resiliency of City facilities
- Advancing resiliency projects for solar and storage systems at facilities that do not have existing backup power systems and that meet any of the following criteria:
 - o Have unreliable grid conditions
 - o Were impacted by severe weather
 - o Act as community focal points during emergency events
 - o Host emergency responders

DCAS has also worked closely with FDNY and the Department of Buildings to adhere to the important fire, life safety, and technical requirements for energy storage and to monitor industry trends, particularly as new battery chemistries and technologies come to market, and regulatory bodies gain a deeper understanding of the safety considerations associated with the widescale deployment of these systems. This close coordination will inform DCAS's efforts to implement energy storage systems that are safe, durable, cost effective, and impactful.

Lastly, LL181 will require DCAS to perform a citywide energy storage study to review the feasibility of energy storage systems for City properties. DCAS is working closely with NREL and NYPA to develop this study. The study will review the challenges and opportunities for energy storage on public land. The coupling of energy storage with DER, like solar PV, may extend the benefits of these distributed resources, provide greater resiliency benefits, and improve local reliability. The City has been advocating for market design changes at the New York Independent System Operator and Federal Energy Regulatory Commission, like the implementation of a hybrid aggregation market participation model, that will promote the coupling of renewable DER and energy storage systems. While some progress has been made, additional regulatory changes would make this type of deployment more cost effective.

Achieving the 100 MW by 2025 goal has meant overcoming significant barriers and constraints. While unforeseen programmatic setbacks led to slower than expected growth in the program’s early years, project delivery mechanism developments made since 2015, and those currently in development, have positioned DCAS at an inflection point for exponential growth. As of 2020, DCAS has installed 12 MW of solar projects and is in the process of delivering an additional 41 MW of installations. In terms of future development, DCAS has measured City buildings and other properties’ solar potential and identified up to 153 MW of gross resource potential (**Figure 15**). Through research into site feasibility, agency coordination, and continued development of delivery processes, DCAS anticipates the net resource potential to be enough to meet the goal of 100 MW by 2025.

Building on lessons learned to date, DCAS’s pathway to 100 MW will incorporate the following strategies:

- **Accelerate High-Priority Roof Replacements:**
 Roof replacements are vital to DCAS’s ability to scale up rooftop solar. DCAS has identified a number of high-priority roofs for roof replacements. Many of these facilities are at DOE schools and DCAS will work with DOE and SCA to prioritize and support these facilities for roof replacement and solar development. Additionally, DCAS has funded solar PV systems through the Department of Design and Construction (DDC) at DSNY facilities currently undergoing roof replacements, or as part of agency plans undergoing new construction. More than 80 MW of solar capacity can be installed on rooftops by 2025, accounting for completed and in progress projects as well as the additional potential of solar-ready roofs, planned new roofs, and high-priority roof replacements.
- **Develop Solar Canopies at Municipal Parking Lots and Garages:**
 Long expanses of asphalt parking areas not only increase the urban heat island effect and stormwater runoff concerns, but also are underutilized assets that could be made more productive, attractive, and sustainable through the installation of solar PV canopies. DCAS estimates that 14 MW of capacity in the form of solar canopies can be developed at municipal parking lots and garages throughout the five boroughs. DCAS is currently advancing a Request for Proposal for its first parking canopy system and is exploring feasibility for other future sites.

- **Develop Megawatt-Scale Solar at City-Managed Infrastructure Sites:**

Similar to parking lots, there is an opportunity to complement rooftop solar utilizing the City’s owned and operated infrastructure for megawatt-scale solar installations. WRRFs and other infrastructure sites that have available space and can either fully utilize solar power generated on site, or interconnect and export power to the electric distribution grid, are candidates for development. WRRFs present an opportunity to develop up to 15 MW of solar PV capacity. The City is currently partnering with NYPA and DEP to develop over 7 MW of solar capacity at the Ward’s Island WRRF, which will include rooftop and ground-mounted installations, as well as systems on water treatment tanks and processing infrastructure.

Figure 15. Completed, In Progress, and Potential Solar Capacity (MW) by Project Category

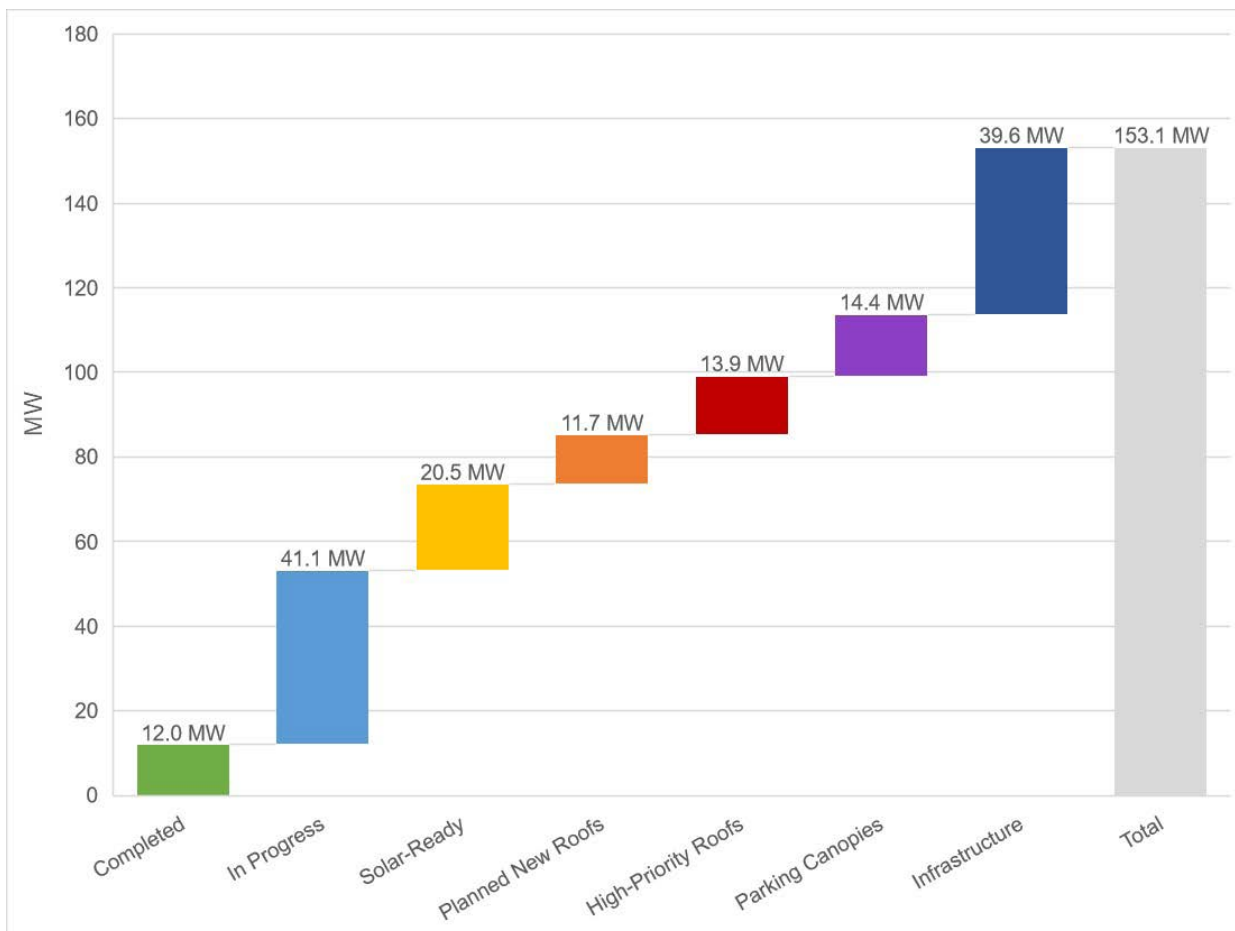
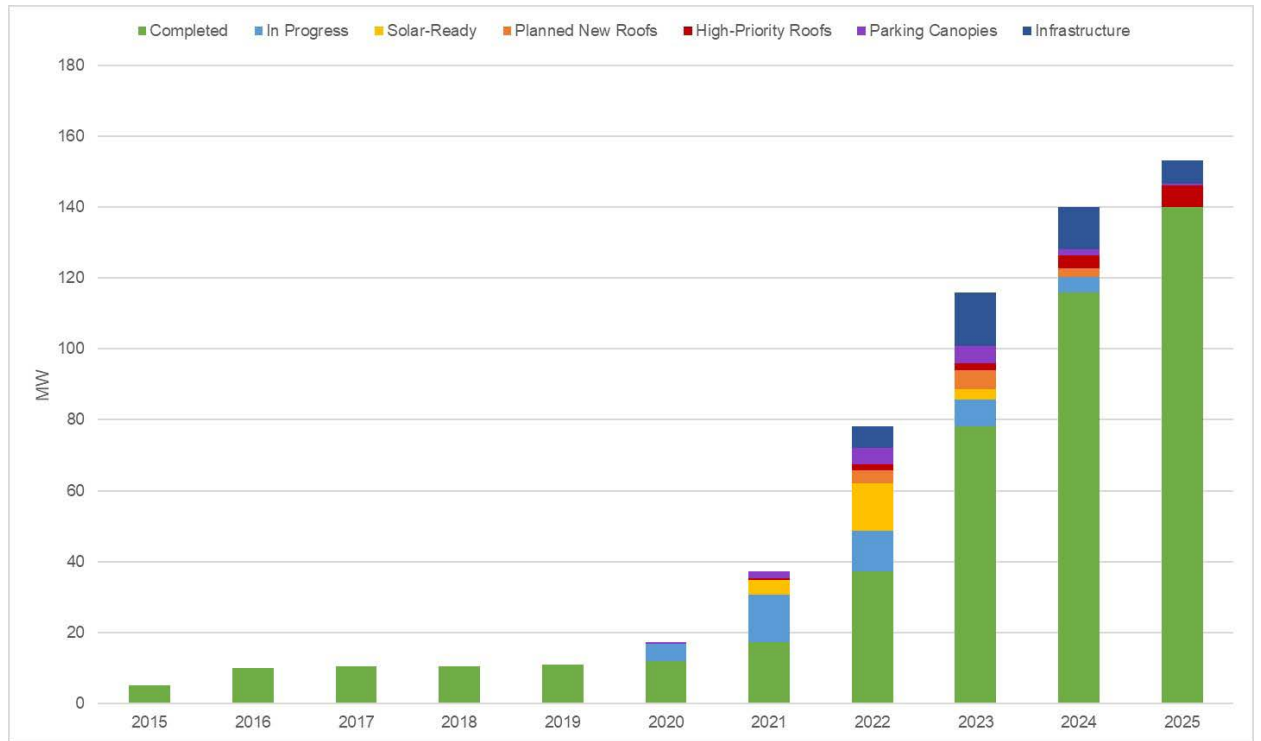


Figure 16. Historic and Projected Annual Phasing (MW) by Project Category



While establishing future solar PV projects and construction phasing is important to reaching the 100 MW goal, DCAS can further assist these efforts by improving relevant processes and resources, including:

- **Expand Contracting Channels for Design and Construction Services:**

Achieving the rate of growth needed to scale to 100 MW will require the City to utilize all available procurement and contracting channels and create new ones. DCAS developed a PQL for General Construction Services that includes solar development work and will issue solicitations in the coming months. DCAS is also working with NYPA to procure renewable energy at schools, the Wards Island Water Resource Recovery Facility, and other sites via PPAs that are able to capture the value of federal tax credits. DCAS is also exploring several other project delivery channels and partnerships to ensure that it has sufficient capacity to reach the 100 MW by 2025 goal.

- **Prioritize Environmental Justice and Community Benefits:**

DCAS will continue to prioritize environmental justice in the siting of solar systems. In addition, DCAS can bolster the resiliency of critical facilities and support equitable distribution of resources through its clean energy program. As DCAS completes its first generation of resilient solar projects, it will look for new sites and high impact opportunities to promote resiliency and environmental justice through its clean energy investments.

- **Develop the Clean Energy Workforce:**

With the pace of change in the solar industry, DCAS is committed to opening access to clean energy jobs while maintaining quality, cost competitiveness, and efficiency. DCAS will continue to partner with Local Union No. 3 IBEW of Greater New York, BCTC, the National Electrical Contractors Association, community-based workforce development organizations, and private developers to strengthen and diversify the clean energy workforce.

- **Operate and Maintain for System Longevity and Efficiency:**
To achieve the aggressive GHG reduction goals set forth in LL97, DCAS must efficiently operate and maintain its portfolio of solar energy assets. Efficient operations and maintenance will require state-of-the-art data analytics to predict system maintenance needs, a skilled workforce made up of City government personnel and contractors to conduct O&M activities, and ongoing financial resources. DCAS has partnered with NREL to develop high-quality equipment specifications, O&M best practices, and other performance standards to improve the efficiency of existing systems.

The City of New York has set forth an ambitious municipal renewable energy goal. With 12 MW of solar PV completed and 41 MW more underway. As of December 31, 2020, DCAS has laid a solid foundation for solar project delivery. Reaching 100 MW will require significant focus and effort to scale up solar project completions within the next five years.

As DCAS ramps up construction after the depths of the pandemic, it is imperative to utilize all avenues of procurement to deploy solar as quickly and efficiently as possible. DCAS is aiming to increase the annual installation goal to 20 MW starting in 2022. While these goals are technically feasible, and 41 MW are already in progress, to accomplish these objectives requires sustained commitment from all parts of city government to minimize challenges experienced to date. The DCAS team has fostered close partnerships with DOE, SCA, DDC, and other agency partners to streamline the solar rooftop design and construction process. Additionally, DCAS is pursuing both Capital and PPA procurement mechanisms to deploy multiple projects simultaneously. As DCAS completes its active projects, it will develop new project bid portfolios from the solar-ready roof list. Furthermore, with the recent NYPA PPA project award, DCAS is beginning to design non-rooftop solar options including solar canopies at Ward's Island. While designing the Ward's Island installation, DCAS will apply this technical experience to begin new non-rooftop projects with DEP, DOT, and other agency partners. Efficient project deployment, multiple contracting mechanisms, and creative solar designs will scale up the City's installed solar capacity.

Installing 100 MW of solar PV by 2025 is an aggressive goal, and one whose importance is underscored by the current COVID-19 pandemic. This public health crisis illustrates how global and local challenges, including climate change and its associated morbidities, can have devastating impacts if not addressed head-on. By incorporating environmental justice, workforce development, and forward-thinking policy with clean energy projects, DCAS has positioned itself to achieve meaningful goals in the realm of climate change and emissions reduction. 100 MW of solar will provide new renewable energy resources, while mitigating the effects of climate change and providing a more sustainable environment for all New York City residents.

COMPLETED INSTALLATIONS

City Council District	Agency	Site	Address	Borough	Environmental Justice Area*	Installation Date	Installed Capacity	Percentage of Max Peak Demand**	Estimated Annual Production	Percentage of Annual Electricity Consumption	Estimated Annual Emissions Reduction	Estimated Social Cost of Carbon Value***	Estimated Annual Energy Savings****	Upront Project Cost	Financing Mechanism
1	CUNY	BMCC (Borough of Manhattan Community College)	199 Chambers St	Manhattan		11/29/2017	309.67 kW	9%	340,637 kWh	12%	98 MT CO2	\$13,980	\$47,689	\$4,200,000	Capital
1	DCAS	City Hall_Solar PV	City Hall Park	Manhattan		4/17/2015	10.45 kW	5%	11,495 kWh	3%	3 MT CO2	\$472	\$1,839	\$1,297	Capital
1	DCLA	Museum of Jewish Heritage	36 Battery PI	Manhattan		1/1/2003	36.63 kW	5%	40,293 kWh	4%	12 MT CO2	\$1,654	\$4,835	N/A	Capital
1	DOE	M276	55 Battery PI	Manhattan		7/1/2010	48.80 kW	7%	53,680 kWh	1%	16 MT CO2	\$2,203	\$8,589	\$231,500	Capital
1	DOT	Whitehall Ferry Terminal	4 South St	Manhattan		7/1/2005	59.00 kW	10%	64,900 kWh	3%	19 MT CO2	\$2,664	\$7,788	\$236,000	Capital
1	DPR	Washington Square Park CS	Washington Square Park	Manhattan		7/1/2013	10.56 kW	23%	11,616 kWh	9%	3 MT CO2	\$477	\$1,626	N/A	Capital
2	DOE	M022 - NEST	111 Columbia St	Manhattan	EJA	7/1/2014	125.89 kW	29%	138,479 kWh	20%	40 MT CO2	\$5,683	\$24,926	\$905,386	Capital

City Council District	Agency	Site	Address	Borough	Environmental Justice Area*	Installation Date	Installed Capacity	Percentage of Max Peak Demand**	Estimated Annual Production	Percentage of Annual Electricity Consumption	Estimated Annual Emissions Reduction	Estimated Social Cost of Carbon Value***	Estimated Annual Energy Savings****	Upfront Project Cost	Financing Mechanism
3	DOE	M070_I.S. 70 Manhattan	333 West 17 St	Manhattan		4/21/2016	159.21 kW	18%	175,131 kWh	28%	51 MT CO2	\$7,187	\$52,539	\$650,690	Capital
4	DOE	M006_Lillie D. Blake	45 East 81 St	Manhattan		1/1/2009	21.40 kW	9%	23,540 kWh	7%	7 MT CO2	\$966	\$4,473	N/A	Capital
6	DOE	M470 - Brandeis	145 West 84th St	Manhattan		1/20/2012	46.80 kW	5%	51,480 kWh	5%	15 MT CO2	\$2,113	\$10,788	\$392,500	Capital
8	DPR	Five Borough Administrative Building	15 Bronx Shore Rd	Manhattan	EJA	6/5/2015	87.80 kW	36%	96,580 kWh	13%	28 MT CO2	\$3,964	\$11,590	N/A	Capital
9	DOE	M154	250 West 127th St	Manhattan	EJA	4/28/2014	125.89 kW	52%	138,479 kWh	26%	40 MT CO2	\$5,683	\$24,926	\$578,750	Capital
10	DOE	X475_John F Kennedy High School	99 Terrace View Ave	Bronx	EJA	7/15/2014	117.00 kW	11%	128,700 kWh	5%	37 MT CO2	\$5,282	\$19,305	\$0	PPA
11	DOE	X445 - Bronx High School of Science	75 West 205th St	Bronx		10/1/2005	33.60 kW	4%	36,960 kWh	2%	11 MT CO2	\$1,517	\$6,653	\$166,680	Capital
12	DOE	X425_Bronx Lab School	800 East Gun Hill Rd	Bronx	EJA	1/13/2016	131.76 kW	21%	144,936 kWh	8%	42 MT CO2	\$5,948	\$21,740	\$570,186	Capital

City Council District	Agency	Site	Address	Borough	Environmental Justice Area*	Installation Date	Installed Capacity	Percentage of Max Peak Demand**	Estimated Annual Production	Percentage of Annual Electricity Consumption	Estimated Annual Emissions Reduction	Estimated Social Cost of Carbon Value**	Estimated Annual Energy Savings****	Upfront Project Cost	Financing Mechanism
13	DOE	X144_J.H.S. 144 Michelangelo	2545 Gunther Ave	Bronx	EJA	4/8/2016	192.15 kW	56%	211,365 kWh	25%	61 MT CO2	\$8,674	\$42,273	\$800,653	Capital
13	DOE	X192_I.S. 192 Piagentini and Jones	650 Hollywood Ave	Bronx		3/15/2016	137.25 kW	43%	150,975 kWh	15%	44 MT CO2	\$6,196	\$24,156	\$571,895	Capital
13	DOE	X405_Herbert Lehman High School	3000 East Tremont Ave	Bronx	EJA	7/15/2014	245.64 kW	21%	270,204 kWh	9%	78 MT CO2	\$11,089	\$40,755	\$0	PPA
15	DCLA	NYBG Howell Family Garden Center	1575 Bronx Park Rd	Bronx		1/1/2018	11.00 kW	1%	12,100 kWh	0%	3 MT CO2	\$497	\$1,452	N/A	Capital
15	DCLA	NYBG Parking Garage (2) 4kW	2960 Webster Ave	Bronx		1/1/2012	8.00 kW	9%	8,800 kWh	3%	3 MT CO2	\$361	\$968	N/A	Capital
15	NYPD	48th Precinct	450 Cross Bronx Expressway Ext	Bronx	EJA	3/30/2012	31.70 kW	11%	34,870 kWh	3%	10 MT CO2	\$1,431	\$3,836	\$352,987	Capital
17	DOE	X184_I.S. 184 South Bronx Academy for Applied Media	778 Forest Ave	Bronx	EJA	4/8/2016	248.85 kW	56%	273,735 kWh	26%	79 MT CO2	\$11,234	\$57,484	\$943,255	Capital
17	DPR	Bronx River Greenway River House	1490 Sheridan Expy	Bronx		6/1/2017	68.67 kW	93%	75,537 kWh	33%	22 MT CO2	\$3,100	\$43,056	N/A	Capital

City Council District	Agency	Site	Address	Borough	Environmental Justice Area*	Installation Date	Installed Capacity	Percentage of Max Peak Demand**	Estimated Annual Production	Percentage of Annual Electricity Consumption	Estimated Annual Emissions Reduction	Estimated Social Cost of Carbon Value**	Estimated Annual Energy Savings****	Upfront Project Cost	Financing Mechanism
18	DOE	X131_J.H.S. 131 Albert Einstein	885 Bolton Ave	Bronx	EJA	3/15/2016	200.08 kW	50%	220,088 kWh	25%	64 MT CO2	\$9,032	\$46,385	\$833,696	Capital
19	DOE	Q405	32-24 Corp Kennedy St	Queens		11/25/2020	456.78 kW	91%	502,458 kWh	29%	145 MT CO2	\$20,621	\$75,369	\$0	PPA
20	DCLA	Queens Botanical Garden	43-50 Main St	Queens	EJA	3/7/2007	16.80 kW	14%	18,480 kWh	4%	5 MT CO2	\$758	\$2,772	\$83,340	Capital
20	DOE	Q237_J.S. 237 Rachel Carson	46-21 Colden St	Queens	EJA	4/13/2016	247.00 kW	55%	271,700 kWh	31%	79 MT CO2	\$11,151	\$62,491	\$907,435	Capital
21	DCLA	New York Hall of Science	47-01 111th St	Queens		10/1/2005	16.00 kW	1%	17,600 kWh	1%	5 MT CO2	\$722	\$2,464	\$155,598	Capital
21	NYPD	115th Precinct	92-15 Northern Blvd	Queens	EJA	3/30/2012	49.70 kW	38%	54,670 kWh	10%	16 MT CO2	\$2,244	\$6,014	\$536,633	Capital
22	DOC	Rikers Island Composting Station	Rikers Island	Bronx		12/1/1996	10.00 kW	1%	11,000 kWh	1%	3 MT CO2	\$451	\$1,650	N/A	Capital
22	DOE	Q171	14-14 29th Ave	Queens		7/24/2020	178.02 kW	68%	195,822 kWh	31%	57 MT CO2	\$8,037	\$29,370	\$0	Agency Funded

City Council District	Agency	Site	Address	Borough	Environmental Justice Area*	Installation Date	Installed Capacity	Percentage of Max Peak Demand**	Estimated Annual Production	Percentage of Annual Electricity Consumption	Estimated Annual Emissions Reduction	Estimated Social Cost of Carbon Value**	Estimated Annual Energy Savings****	Upfront Project Cost	Financing Mechanism
22	NYPD	114th Precinct	34-16 Astoria Blvd	Queens		3/30/2012	37.40 kW	16%	41,140 kWh	7%	12 MT CO2	\$1,688	\$4,937	\$409,808	Capital
23	DOE	Q018	86-35 235th Ct	Queens	EJA	11/17/2020	161.46 kW	97%	177,606 kWh	42%	51 MT CO2	\$7,289	\$26,641	\$0	PPA
23	DOE	Q074	61-15 Oceania St	Queens	EJA	11/19/2020	143.52 kW	34%	157,872 kWh	20%	46 MT CO2	\$6,479	\$23,681	\$0	PPA
24	DOE	Q505_Hillcrest High School	160-05 Highland Ave	Queens	EJA	4/6/2016	367.83 kW	47%	404,613 kWh	19%	117 MT CO2	\$16,605	\$72,830	\$1,589,608	Capital
26	DOE	Q204_I.S. 204 Oliver W. Holmes	36-41 28 St	Queens		4/6/2016	159.21 kW	74%	175,131 kWh	31%	51 MT CO2	\$7,187	\$35,026	\$663,398	Capital
26	DOE	Q445_William Cullen Bryant High School	48-10 31 Ave	Queens	EJA	4/6/2016	199.88 kW	48%	219,868 kWh	19%	64 MT CO2	\$9,023	\$39,576	\$792,584	Capital
26	DPR	Hunters Point South Waterfront Park	52-10 Center Blvd	Queens		1/1/2014	20.16 kW	61%	22,176 kWh	22%	6 MT CO2	\$910	\$2,661	N/A	Capital
26	FDNY	R & T Transportation Repair Shop	48-34 35th St	Queens		3/28/2012	31.68 kW	5%	34,848 kWh	2%	10 MT CO2	\$1,430	\$4,182	\$393,729	Capital

City Council District	Agency	Site	Address	Borough	Environmental Justice Area*	Installation Date	Installed Capacity	Percentage of Max Peak Demand**	Estimated Annual Production	Percentage of Annual Electricity Consumption	Estimated Annual Emissions Reduction	Estimated Social Cost of Carbon Value**	Estimated Annual Energy Savings****	Upfront Project Cost	Financing Mechanism
28	DOE	Q072_Catherine & Count Basie Middle School 72	133-25 Guy R Brewer Blvd	Queens	EJA	4/13/2016	248.85 kW	82%	273,735 kWh	30%	79 MT CO2	\$11,234	\$49,272	\$943,255	Capital
28	DOE	Q226_J.H.S. 226 Virgil I. Grissom	121-10 Rockaway Blvd	Queens	EJA	4/13/2016	135.85 kW	28%	149,435 kWh	10%	43 MT CO2	\$6,133	\$23,910	\$499,089	Capital
29	DOE	Q157	63-55 102nd St	Queens		11/24/2020	207.00 kW	49%	227,700 kWh	21%	66 MT CO2	\$9,345	\$34,155	\$0	PPA
31	DOE	Q215_Lucretia Mott	535 Briar Pl	Queens	EJA	6/11/2018	172.66 kW	95%	189,926 kWh	61%	55 MT CO2	\$7,795	\$58,877	\$2,798,825	Capital
31	DPR	Beach Struc01: Beach 32 St - Package 1.01	Shore Front Pkwy	Queens		7/6/1905	3.00 kW	11%	3,300 kWh	11%	1 MT CO2	\$135	\$1,056	N/A	Capital
31	DPR	Beach Struc02: Beach 59 St - Package 1.02	Shore Front Pkwy	Queens		7/6/1905	3.00 kW	9%	3,300 kWh	14%	1 MT CO2	\$135	\$1,056	N/A	Capital
31	DPR	Beach Struc03: Beach 66 St - Package 1.03	Shore Front Pkwy	Queens		7/6/1905	3.00 kW	16%	3,300 kWh	7%	1 MT CO2	\$135	\$561	N/A	Capital
31	DPR	Beach Struc04: Beach 73 St - Package 1.04	Shore Front Pkwy	Queens		7/6/1905	4.00 kW	17%	4,400 kWh	16%	1 MT CO2	\$181	\$1,100	N/A	Capital

City Council District	Agency	Site	Address	Borough	Environmental Justice Area*	Installation Date	Installed Capacity	Percentage of Max Peak Demand**	Estimated Annual Production	Percentage of Annual Electricity Consumption	Estimated Annual Emissions Reduction	Estimated Social Cost of Carbon Value***	Estimated Annual Energy Savings****	Upfront Project Cost	Financing Mechanism
31	DSNY	Queens 13 East	153-67 146th Ave	Queens	EJA	3/27/2012	49.68 kW	42%	54,648 kWh	10%	16 MT CO2	\$2,243	\$6,560	\$524,323	Capital
32	DOT	Sunrise Yard	88-20 Pitkin Ave	Queens	EJA	2/22/2012	49.68 kW	64%	54,648 kWh	23%	16 MT CO2	\$2,243	\$9,294	\$517,382	Capital
32	DPR	Beach Struc05: Beach 86 St - Package 1.05	101-89 Shore Front Pkwy	Queens		7/6/1905	4.00 kW	10%	4,400 kWh	3%	1 MT CO2	\$181	\$792	N/A	Capital
32	DPR	Beach Struc06: Beach 97 St - Package 1.06	96-20 Shore Front Pkwy	Queens		7/6/1905	3.00 kW	4%	3,300 kWh	3%	1 MT CO2	\$135	\$726	N/A	Capital
32	DPR	Beach Struc07: Beach 106 St - Package 1.07	Boardwalk Beach 106th St	Queens		7/6/1905	4.00 kW	21%	4,400 kWh	20%	1 MT CO2	\$181	\$968	N/A	Capital
32	DPR	Beach Struc08: Beach 117 St - Package 1.08	115-11 Ocean Promenade	Queens		7/6/1905	9.50 kW	41%	10,450 kWh	12%	3 MT CO2	\$429	\$1,672	N/A	Capital
33	DOE	K380 PS 380 John Wayne Elementary	370 Marcy Ave	Brooklyn	EJA	3/12/2016	104.31 kW	26%	114,741 kWh	20%	33 MT CO2	\$4,709	\$26,390	\$434,640	Capital
33	DPR	Bushwick Inlet Park	Kent Ave	Brooklyn		10/1/2013	67.20 kW	63%	73,920 kWh	23%	21 MT CO2	\$3,034	\$13,306	\$264,600	Capital

City Council District	Agency	Site	Address	Borough	Environmental Justice Area*	Installation Date	Installed Capacity	Percentage of Max Peak Demand**	Estimated Annual Production	Percentage of Annual Electricity Consumption	Estimated Annual Emissions Reduction	Estimated Social Cost of Carbon Value**	Estimated Annual Energy Savings****	Upfront Project Cost	Financing Mechanism
33	EDC	Brooklyn Navy Yard - Building 293	63 Flushing Ave	Brooklyn		5/1/2016	992.88 kW	428%	1,092,168 kWh	69%	316 MT CO2	\$44,823	\$163,825	\$0	Agency Funded
36	DCLA	Brooklyn Children's Museum	145 Brooklyn Ave	Brooklyn	EJA	9/16/2009	26.60 kW	8%	29,260 kWh	2%	8 MT CO2	\$1,201	\$3,207	\$247,283	Capital
36	DOE	K324_M.S. 267 Math, Science & Technology	800 Gates Ave	Brooklyn	EJA	9/24/2015	120.78 kW	19%	132,858 kWh	10%	38 MT CO2	\$5,453	\$19,929	\$545,104	Capital
36	DOE	K455_Boys and Girls High School	1700 Fulton St	Brooklyn	EJA	10/23/2015	505.08 kW	70%	555,588 kWh	26%	161 MT CO2	\$22,801	\$77,782	\$2,114,467	Capital
37	DOE	K302_J.H.S. Rafael Cordero	350 Linwood St	Brooklyn	EJA	9/22/2015	137.25 kW	37%	150,975 kWh	20%	44 MT CO2	\$6,196	\$31,705	\$616,767	Capital
38	DPR	Red Hook Recreation Center	155 Bay St	Brooklyn	EJA	3/16/2015	11.40 kW	9%	12,540 kWh	4%	4 MT CO2	\$515	\$4,831	\$75,000	Capital
38	EDC	Brooklyn Army Terminal	140 58th St	Brooklyn		9/9/2013	100.00 kW	61%	110,000 kWh	24%	32 MT CO2	\$4,514	\$16,500	\$0	Agency Funded
39	DOE	K032 - Samuels Mills Sprole School	317 Hoyt St	Brooklyn		12/12/2011	47.61 kW	31%	52,371 kWh	16%	15 MT CO2	\$2,149	\$9,427	\$341,670	Capital

City Council District	Agency	Site	Address	Borough	Environmental Justice Area*	Installation Date	Installed Capacity	Percentage of Max Peak Demand**	Estimated Annual Production	Percentage of Annual Electricity Consumption	Estimated Annual Emissions Reduction	Estimated Social Cost of Carbon Value**	Estimated Annual Energy Savings****	Upfront Project Cost	Financing Mechanism
42	DEP	Brooklyn Repair - Remsen Yard	855 Remsen Ave	Brooklyn		1/1/2011	43.52 kW	36%	47,872 kWh	12%	14 MT CO2	\$1,965	\$5,745	N/A	Capital
42	DOE	K224_Hale A. Woodruff High School	755 Wortman Ave	Brooklyn	EJA	9/24/2015	98.82 kW	32%	108,702 kWh	20%	31 MT CO2	\$4,461	\$22,827	\$449,555	Capital
44	DOE	K505_Franklin Delano Roosevelt High School	5800 20 Ave	Brooklyn	EJA	9/18/2015	362.34 kW	77%	398,574 kWh	39%	115 MT CO2	\$16,358	\$83,701	\$1,516,875	Capital
45	DSNY	Brooklyn South 14	1397 Ralph Ave	Brooklyn		3/22/2012	49.68 kW	64%	54,648 kWh	18%	16 MT CO2	\$2,243	\$6,560	\$511,334	Capital
46	DOE	K278_J.H.S. 278 Marine Park	1925 Stuart St	Brooklyn		4/12/2016	120.78 kW	29%	132,858 kWh	23%	38 MT CO2	\$5,453	\$27,900	\$503,268	Capital
46	DOE	K515_South Shore Educational Campus	6565 Flatlands Ave	Brooklyn	EJA	4/12/2016	590.20 kW	70%	649,220 kWh	36%	188 MT CO2	\$26,644	\$116,860	\$2,617,082	Capital
46	DPR	Marine Park Carmine Carro Community Center	3000 Fillmore Ave	Brooklyn		3/1/2013	10.36 kW	10%	11,396 kWh	4%	3 MT CO2	\$468	\$1,481	N/A	Capital
46	DPR	Paedergat Basin Water Quality Facility	1961 Bergen Ave	Brooklyn		5/1/2014	0.46 kW	157%	506 kWh	78%	0 MT CO2	\$21	\$76	N/A	Capital

City Council District	Agency	Site	Address	Borough	Environmental Justice Area*	Installation Date	Installed Capacity	Percentage of Max Peak Demand**	Estimated Annual Production	Percentage of Annual Electricity Consumption	Estimated Annual Emissions Reduction	Estimated Social Cost of Carbon Value**	Estimated Annual Energy Savings****	Upfront Project Cost	Financing Mechanism
47	DPR	Beach Struc10: Brighton 2 St - Package 1.10	The Boardwalk E/O Brighton 2nd St	Brooklyn		4/24/2014	3.00 kW	6%	3,300 kWh	15%	1 MT CO2	\$135	\$1,881	N/A	Capital
47	DPR	Beach Struc12: West 8 St - Package 1.12	West 8th St & Boardwalk	Brooklyn		7/6/1905	4.00 kW	30%	4,400 kWh	22%	1 MT CO2	\$181	\$704	N/A	Capital
48	DPR	Beach Struc11: West 2 St - Package 1.11	The Boardwalk at West 5th St	Brooklyn		7/6/1905	3.00 kW	12%	3,300 kWh	9%	1 MT CO2	\$135	\$561	N/A	Capital
49	DEP	Port Richmond WWTP	1800 Richmond Ter	Staten Island	EJA	6/1/2015	1,267.50 kW	33%	1,394,250 kWh	6%	403 MT CO2	\$57,220	\$208,601	\$0	PPA
49	DOE	R013 - M. L. Lindemeyer	191 Vermont Ave	Staten Island	EJA	9/1/2005	4.00 kW	1%	4,400 kWh	1%	1 MT CO2	\$181	\$836	\$18,520	Capital
49	DOE	R014	100 Tompkins Ave	Staten Island		12/1/2006	4.00 kW	1%	4,400 kWh	1%	1 MT CO2	\$181	\$748	\$18,520	Capital
49	DOE	R445_Port Richmond High School	85 St. Josephs Ave	Staten Island		4/15/2016	120.78 kW	14%	132,858 kWh	7%	38 MT CO2	\$5,453	\$23,914	\$545,104	Capital
49	DOT	SI Ferry Maintenance Facility - St. George Ferry Terminal	1 Bay St	Staten Island	EJA	6/30/2014	221.00 kW	64%	243,100 kWh	18%	70 MT CO2	\$9,977	\$36,465	\$0	PPA

City Council District	Agency	Site	Address	Borough	Environmental Justice Area*	Installation Date	Installed Capacity	Percentage of Max Peak Demand**	Estimated Annual Production	Percentage of Annual Electricity Consumption	Estimated Annual Emissions Reduction	Estimated Social Cost of Carbon Value**	Estimated Annual Energy Savings****	Upfront Project Cost	Financing Mechanism
50	DPR	Beach Struc14: Cedar Grove Beach - Package 1.14	260 Cedar Grove Ave	Staten Island		6/20/2014	4.00 kW	19%	4,400 kWh	26%	1 MT CO2	\$181	\$924	N/A	Capital
50	DPR	Beach Struc15: Midland Park Beach - Package 1.15	Fr Capodanno Blvd	Staten Island		4/24/2014	3.00 kW	11%	3,300 kWh	6%	1 MT CO2	\$135	\$495	N/A	Capital
51	DOE	R062 - NET ZERO	644 Bloomingdale Rd	Staten Island		9/1/2015	618.70 kW	157%	680,570 kWh	86%	197 MT CO2	\$27,931	\$204,171	\$2,778,000	Capital
51	DOE	R069_Daniel D. Tompkins School	144 Keating Pl	Staten Island		4/20/2015	203.13 kW	55%	223,443 kWh	31%	65 MT CO2	\$9,170	\$53,626	\$905,386	Capital
51	DOE	R075_I.S. 075 Frank D. Paulo	455 Huguenot Ave	Staten Island		4/15/2016	129.68 kW	19%	142,648 kWh	14%	41 MT CO2	\$5,854	\$34,236	\$568,796	Capital
51	DOE	R455_Tottenville High School	100 Lutten Ave	Staten Island		4/15/2016	532.53 kW	55%	585,783 kWh	21%	169 MT CO2	\$24,041	\$99,583	\$2,218,953	Capital
51	DPR	Beach Struc13: Wolfes Pond Beach - Package 1.13	460 Cornelia Ave	Staten Island		6/5/2014	7.00 kW	55%	7,700 kWh	38%	2 MT CO2	\$316	\$33,264	N/A	Capital
51	FDNY	Engine Co 168	1100 Rossville Ave	Staten Island		3/28/2012	34.56 kW	46%	38,016 kWh	20%	11 MT CO2	\$1,560	\$4,942	\$441,503	Capital

IN PROGRESS INSTALLATIONS

City Council District	Agency	Site	Address	Borough	Environmental Justice Area*	Estimated Capacity	Percentage of Max Peak Demand**	Estimated Annual Production	Percentage of Annual Electricity Consumption	Estimated Annual Emissions Reduction	Estimated Social Cost of Carbon Value***	Estimated Annual Energy Savings***	Financing Mechanism
0	DEP	Cat-Del BWS UV Facility	2 Walker Rd	Upstate		419.60 kW	309%	461,560 kWh	77%	133 MT CO2	\$18,942	\$69,234	PPA
0	DEP	Margaretville BWS Facility	41148 Hwy 28	Upstate		410.50 kW	89%	451,550 kWh	30%	131 MT CO2	\$18,532	\$67,733	PPA
0	DEP	Pine Hill BWS Filtration Facility	8811 State Rte 28	Upstate		271.00 kW	93%	298,100 kWh	24%	86 MT CO2	\$12,234	\$44,715	PPA
1	DCAS	100 Gold Street	100 Gold St	Manhattan		226.77 kW	6%	249,447 kWh	2%	72 MT CO2	\$10,237	\$37,417	PPA
1	DOE	M020	166 Essex St	Manhattan	EJA	192.66 kW	80%	211,926 kWh	57%	61 MT CO2	\$8,697	\$31,789	PPA
1	DOE	M025	145 Stanton St	Manhattan		215.28 kW	42%	236,808 kWh	20%	68 MT CO2	\$9,719	\$35,521	PPA

City Council District	Agency	Site	Address	Borough	Environmental Justice Area*	Estimated Capacity	Percentage of Max Peak Demand**	Estimated Annual Production	Percentage of Annual Electricity Consumption	Estimated Annual Emissions Reduction	Estimated Social Cost of Carbon Value***	Estimated Annual Energy Savings****	Financing Mechanism
2	DOE	M064	600 East 6th St	Manhattan	EJA	131.04 kW	39%	144,144 kWh	20%	42 MT CO2	\$5,916	\$21,622	PPA
3	DOE	M625	439 W. 49 St	Manhattan		161.90 kW	19%	178,090 kWh	12%	51 MT CO2	\$7,309	\$26,714	PPA
4	DOE	M167	220 East 76th St	Manhattan		258.40 kW	65%	284,240 kWh	48%	82 MT CO2	\$11,665	\$42,636	PPA
5	DOE	M158	1458 York Ave	Manhattan		125.10 kW	41%	137,610 kWh	23%	40 MT CO2	\$5,648	\$20,642	PPA
5	FDNY	Special Operations Command	750 Main St	Manhattan	EJA	27.00 kW	33%	29,700 kWh	12%	9 MT CO2	\$1,219	\$4,455	Capital
7	DOE	M028	475 West 155th St	Manhattan	EJA	210.60 kW	81%	231,660 kWh	49%	67 MT CO2	\$9,507	\$34,749	PPA
8	DEP	NYPA PPA 8 Locations	Wards Island WPCP	Manhattan	EJA	7,267.00 kW	N/A	7,993,700 kWh	N/A	2,310 MT CO2	\$328,063	\$1,199,055	PPA
8	DOE	M206	508 East 120th St	Manhattan	EJA	239.36 kW	61%	263,296 kWh	40%	76 MT CO2	\$10,806	\$39,494	PPA

City Council District	Agency	Site	Address	Borough	Environmental Justice Area*	Estimated Capacity	Percentage of Max Peak Demand**	Estimated Annual Production	Percentage of Annual Electricity Consumption	Estimated Annual Emissions Reduction	Estimated Social Cost of Carbon Value***	Estimated Annual Energy Savings****	Financing Mechanism
8	DOE	X018	502 Morris Ave	Bronx	EJA	166.32 kW	83%	182,952 kWh	N/A	53 MT CO2	\$7,508	\$27,443	PPA
8	DOE	X139	345 Brook Ave	Bronx	EJA	339.57 kW	87%	373,527 kWh	49%	108 MT CO2	\$15,330	\$56,029	PPA
8	DOE	X655	455 Southern Blvd	Bronx	EJA	115.50 kW	22%	127,050 kWh	13%	37 MT CO2	\$5,214	\$19,058	PPA
9	DOE	M079	55 East 120 St	Manhattan	EJA	149.10 kW	55%	164,010 kWh	35%	47 MT CO2	\$6,731	\$24,602	PPA
9	DOE	M092	222 West 134th St	Manhattan	EJA	186.42 kW	63%	205,062 kWh	37%	59 MT CO2	\$8,416	\$30,759	PPA
9	DOE	M123	301 West 140 St	Manhattan	EJA	144.00 kW	42%	158,400 kWh	29%	46 MT CO2	\$6,501	\$23,760	PPA
9	DOE	M144	134 West 122nd St	Manhattan	EJA	268.32 kW	133%	295,152 kWh	62%	85 MT CO2	\$12,113	\$44,273	PPA
9	DOE	M197	2230 5th Ave	Manhattan		85.40 kW	39%	93,940 kWh	19%	27 MT CO2	\$3,855	\$14,091	Capital

City Council District	Agency	Site	Address	Borough	Environmental Justice Area*	Estimated Capacity	Percentage of Max Peak Demand**	Estimated Annual Production	Percentage of Annual Electricity Consumption	Estimated Annual Emissions Reduction	Estimated Social Cost of Carbon Value***	Estimated Annual Energy Savings***	Financing Mechanism
9	DOE	M208	20 West 112 St	Manhattan	EJA	202.20 kW	63%	222,420 kWh	39%	64 MT CO2	\$9,128	\$33,363	PPA
9	DOE	M501	2005 Madison Ave	Manhattan	EJA	394.68 kW	90%	434,148 kWh	28%	125 MT CO2	\$17,818	\$65,122	PPA
10	DOE	M128	560 West 169 St	Manhattan	EJA	105.90 kW	38%	116,490 kWh	16%	34 MT CO2	\$4,781	\$17,474	PPA
10	DOE	M143	511 West 182 St	Manhattan	EJA	212.94 kW	75%	234,234 kWh	39%	68 MT CO2	\$9,613	\$35,135	PPA
10	DOT	Harlem River Bridge Shop	300 West 206th St	Manhattan	EJA	70.20 kW	58%	77,220 kWh	23%	22 MT CO2	\$3,169	\$11,583	Capital
11	DOE	X007	3201 Kingsbridge Ave	Bronx	EJA	105.57 kW	43%	116,127 kWh	28%	34 MT CO2	\$4,766	\$17,419	Capital
11	DOE	X024	660 West 236th St	Bronx		219.07 kW	108%	240,977 kWh	51%	70 MT CO2	\$9,890	\$36,147	PPA
11	DOE	X095	3961 Hillman Ave	Bronx	EJA	181.34 kW	31%	199,474 kWh	15%	58 MT CO2	\$8,186	\$29,921	PPA

City Council District	Agency	Site	Address	Borough	Environmental Justice Area*	Estimated Capacity	Percentage of Max Peak Demand**	Estimated Annual Production	Percentage of Annual Electricity Consumption	Estimated Annual Emissions Reduction	Estimated Social Cost of Carbon Value***	Estimated Annual Energy Savings****	Financing Mechanism
11	DOE	X445 - Second System	75 West 205th St	Bronx		205.40 kW	24%	225,940 kWh	18%	65 MT CO2	\$9,273	\$33,891	PPA
12	DOE	X021	715 East 225 St	Bronx	EJA	98.90 kW	62%	108,790 kWh	34%	31 MT CO2	\$4,465	\$16,319	Capital
12	DOE	X181	650-850 Baychester Ave	Bronx		272.97 kW	6%	300,267 kWh	2%	87 MT CO2	\$12,323	\$45,040	PPA
13	DOE	X072	2951 Dewey Ave	Bronx		143.30 kW	37%	157,630 kWh	24%	46 MT CO2	\$6,469	\$23,645	PPA
13	DOE	X121	2750 Throop Ave	Bronx	EJA	100.20 kW	28%	110,220 kWh	25%	32 MT CO2	\$4,523	\$16,533	PPA
13	DOE	X135	2441 Wallace Ave	Bronx	EJA	209.44 kW	68%	230,384 kWh	34%	67 MT CO2	\$9,455	\$34,558	PPA
13	DOE	X415	925 Astor Ave	Bronx	EJA	249.48 kW	39%	274,428 kWh	17%	79 MT CO2	\$11,263	\$41,164	PPA
13	DOT	DOT Bronx Borough Commissioners Office	1400 Williamsbridge Rd	Bronx	EJA	37.20 kW	50%	40,920 kWh	19%	12 MT CO2	\$1,679	\$6,138	Capital

City Council District	Agency	Site	Address	Borough	Environmental Justice Area*	Estimated Capacity	Percentage of Max Peak Demand**	Estimated Annual Production	Percentage of Annual Electricity Consumption	Estimated Annual Emissions Reduction	Estimated Social Cost of Carbon Value***	Estimated Annual Energy Savings****	Financing Mechanism
14	DOE	X026	1930 Andrews Ave	Bronx	EJA	205.92 kW	46%	226,512 kWh	23%	65 MT CO2	\$9,296	\$33,977	PPA
14	DOE	X117	1865 Morris Ave	Bronx	EJA	146.30 kW	48%	160,930 kWh	23%	47 MT CO2	\$6,605	\$24,140	PPA
14	DOE	X143	120 West 231 St	Bronx	EJA	219.70 kW	82%	241,670 kWh	32%	70 MT CO2	\$9,918	\$36,251	PPA
16	DOE	X002	1365 Fulton Ave	Bronx	EJA	129.40 kW	48%	142,340 kWh	47%	41 MT CO2	\$5,842	\$21,351	PPA
16	DOE	X090	1116 Sheridan Ave	Bronx	EJA	167.09 kW	50%	183,799 kWh	30%	53 MT CO2	\$7,543	\$27,570	PPA
16	DOE	X136	750 Jennings St	Bronx	EJA	293.00 kW	63%	322,300 kWh	44%	93 MT CO2	\$13,227	\$48,345	PPA
16	DOE	X147	1600 Webster Ave	Bronx	EJA	212.20 kW	47%	233,420 kWh	22%	67 MT CO2	\$9,580	\$35,013	PPA
16	DOE	X166	250 East 164th St	Bronx	EJA	192.50 kW	42%	211,750 kWh	22%	61 MT CO2	\$8,690	\$31,763	PPA

City Council District	Agency	Site	Address	Borough	Environmental Justice Area*	Estimated Capacity	Percentage of Max Peak Demand**	Estimated Annual Production	Percentage of Annual Electricity Consumption	Estimated Annual Emissions Reduction	Estimated Social Cost of Carbon Value***	Estimated Annual Energy Savings****	Financing Mechanism
17	CUNY	Hostos Community College: C Building / East Academic Complex	475 Grand Concourse	Bronx	EJA	244.80 kW	28%	269,280 kWh	9%	78 MT CO2	\$11,051	\$40,392	PPA
17	DOE	X052	681 Kelly St	Bronx	EJA	161.32 kW	52%	177,452 kWh	26%	51 MT CO2	\$7,283	\$26,618	PPA
17	DOE	X066	1001 Jennings St	Bronx	EJA	115.12 kW	47%	126,632 kWh	24%	37 MT CO2	\$5,197	\$18,995	PPA
17	DOE	X092	700 East 179th St	Bronx	EJA	153.18 kW	78%	168,498 kWh	47%	49 MT CO2	\$6,915	\$25,275	Capital
17	DOE	X093	1535 Story Ave	Bronx	EJA	121.28 kW	54%	133,408 kWh	28%	39 MT CO2	\$5,475	\$20,011	PPA
17	DOE	X130	750 Prospect Ave	Bronx	EJA	179.10 kW	122%	197,010 kWh	59%	57 MT CO2	\$8,085	\$29,552	PPA
17	DOE	X134	1330 Bristow St	Bronx	EJA	265.98 kW	151%	292,578 kWh	67%	85 MT CO2	\$12,007	\$43,887	PPA

City Council District	Agency	Site	Address	Borough	Environmental Justice Area*	Estimated Capacity	Percentage of Max Peak Demand**	Estimated Annual Production	Percentage of Annual Electricity Consumption	Estimated Annual Emissions Reduction	Estimated Social Cost of Carbon Value***	Estimated Annual Energy Savings***	Financing Mechanism
17	DOE	X140	916 Eagle Ave	Bronx	EJA	140.91 kW	86%	155,001 kWh	39%	45 MT CO2	\$6,361	\$23,250	PPA
17	DOE	X790	730 Concourse Village West	Bronx		104.70 kW	6%	115,170 kWh	2%	33 MT CO2	\$4,727	\$17,276	PPA
18	DOE	X100	800 Taylor Ave	Bronx	EJA	134.90 kW	73%	148,390 kWh	49%	43 MT CO2	\$6,090	\$22,259	PPA
18	DOE	X125	1111 Pugsley Ave	Bronx	EJA	271.44 kW	81%	298,584 kWh	53%	86 MT CO2	\$12,254	\$44,788	PPA
18	DOE	X450	1980 Lafayette Ave	Bronx	EJA	704.30 kW	97%	774,730 kWh	43%	224 MT CO2	\$31,795	\$116,210	PPA
19	DOE	Q021	147-36 26th Ave	Queens	EJA	124.20 kW	33%	136,620 kWh	19%	39 MT CO2	\$5,607	\$20,493	PPA
19	DOE	Q025	34-65 192nd St	Queens	EJA	213.21 kW	37%	234,531 kWh	29%	68 MT CO2	\$9,625	\$35,180	PPA
19	DOE	Q079	15-28 149 St	Queens		122.43 kW	38%	134,673 kWh	25%	39 MT CO2	\$5,527	\$20,201	PPA

City Council District	Agency	Site	Address	Borough	Environmental Justice Area*	Estimated Capacity	Percentage of Max Peak Demand**	Estimated Annual Production	Percentage of Annual Electricity Consumption	Estimated Annual Emissions Reduction	Estimated Social Cost of Carbon Value***	Estimated Annual Energy Savings***	Financing Mechanism
19	DOE	Q130	200-01 42 Ave	Queens		115.12 kW	37%	126,632 kWh	46%	37 MT CO2	\$5,197	\$18,995	PPA
19	DOE	Q184	163-15 21 Rd	Queens		140.20 kW	99%	154,220 kWh	57%	45 MT CO2	\$6,329	\$23,133	PPA
19	DOE	Q185	147-26 25 Dr	Queens	EJA	242.90 kW	70%	267,190 kWh	45%	77 MT CO2	\$10,966	\$40,079	PPA
21	DOE	Q227	32-02 Junction Blvd	Queens	EJA	225.60 kW	36%	248,160 kWh	25%	72 MT CO2	\$10,185	\$37,224	PPA
22	DOE	Q010	45-11 31st Ave	Queens		108.33 kW	38%	119,163 kWh	24%	34 MT CO2	\$4,890	\$17,874	Capital
22	DOE	Q141	37-11 21st Ave	Queens		120.75 kW	56%	132,825 kWh	35%	38 MT CO2	\$5,451	\$19,924	Capital
22	DOE	Q151	50-05 31 Ave	Queens		102.80 kW	55%	113,080 kWh	36%	33 MT CO2	\$4,641	\$16,962	PPA
23	DOE	Q033	91-37 222 St	Queens	EJA	106.26 kW	43%	116,886 kWh	15%	34 MT CO2	\$4,797	\$17,533	PPA

City Council District	Agency	Site	Address	Borough	Environmental Justice Area*	Estimated Capacity	Percentage of Max Peak Demand**	Estimated Annual Production	Percentage of Annual Electricity Consumption	Estimated Annual Emissions Reduction	Estimated Social Cost of Carbon Value***	Estimated Annual Energy Savings***	Financing Mechanism
23	DOE	Q046	64-45 218th St	Queens	EJA	124.20 kW	59%	136,620 kWh	39%	39 MT CO2	\$5,607	\$20,493	Capital
23	DOE	Q115	80-51 261 St	Queens		184.03 kW	87%	202,433 kWh	45%	59 MT CO2	\$8,308	\$30,365	PPA
23	DOE	Q205	75-25 Bell Blvd	Queens		154.00 kW	77%	169,400 kWh	32%	49 MT CO2	\$6,952	\$25,410	PPA
23	DOE	Q213	231-02 67 Ave	Queens	EJA	179.70 kW	117%	197,670 kWh	61%	57 MT CO2	\$8,112	\$29,651	PPA
23	DOE	Q435	230-17 Hillside Ave	Queens	EJA	400.02 kW	64%	440,022 kWh	40%	127 MT CO2	\$18,059	\$66,003	PPA
23	DSNY	Queens East 11/13 District Garage	75-05 Douglaston Pkwy	Queens		483.48 kW	184%	531,828 kWh	50%	154 MT CO2	\$21,826	\$79,774	Capital
24	DOE	Q620	165-65 84th Ave	Queens	EJA	579.04 kW	96%	636,944 kWh	65%	184 MT CO2	\$26,140	\$95,542	PPA
25	HHC	Elmhurst Hospital Center (EHC)-H BLDG	79-01 Broadway	Queens	EJA	55.89 kW	1%	61,479 kWh	0%	18 MT CO2	\$2,523	\$9,222	PPA

City Council District	Agency	Site	Address	Borough	Environmental Justice Area*	Estimated Capacity	Percentage of Max Peak Demand**	Estimated Annual Production	Percentage of Annual Electricity Consumption	Estimated Annual Emissions Reduction	Estimated Social Cost of Carbon Value***	Estimated Annual Energy Savings****	Financing Mechanism
26	DOE	Q199	39-20 48th Ave	Queens		122.60 kW	76%	134,860 kWh	25%	39 MT CO2	\$5,535	\$20,229	Capital
26	DOE	Q600	37-02 47th Ave	Queens	EJA	127.65 kW	19%	140,415 kWh	9%	41 MT CO2	\$5,763	\$21,062	Capital
26	DOE	Q825/Q125	46-02 47th Ave	Queens		87.10 kW	137%	95,810 kWh	7%	28 MT CO2	\$3,932	\$14,372	PPA
26	FDNY	Engine Company 260	11-15 37th Ave	Queens	EJA	15.18 kW	40%	16,698 kWh	18%	5 MT CO2	\$685	\$2,505	Capital
27	DOE	Q008	108-35 167th St	Queens	EJA	236.67 kW	61%	260,337 kWh	21%	75 MT CO2	\$10,684	\$39,051	PPA
27	DOE	Q015	121-15 Lucas St	Queens	EJA	91.77 kW	32%	100,947 kWh	20%	29 MT CO2	\$4,143	\$15,142	Capital
27	DOE	Q116	107-25 Wren Pl	Queens	EJA	106.26 kW	58%	116,886 kWh	29%	34 MT CO2	\$4,797	\$17,533	PPA
27	DOE	Q136	201-15 115 Ave	Queens	EJA	137.20 kW	113%	150,920 kWh	63%	44 MT CO2	\$6,194	\$22,638	Capital

City Council District	Agency	Site	Address	Borough	Environmental Justice Area*	Estimated Capacity	Percentage of Max Peak Demand**	Estimated Annual Production	Percentage of Annual Electricity Consumption	Estimated Annual Emissions Reduction	Estimated Social Cost of Carbon Value***	Estimated Annual Energy Savings****	Financing Mechanism
27	DOE	Q192	109-89 204th St	Queens	EJA	306.36 kW	101%	336,996 kWh	42%	97 MT CO2	\$13,830	\$50,549	PPA
27	DOE	Q490	207-01 116th Ave	Queens	EJA	386.40 kW	110%	425,040 kWh	35%	123 MT CO2	\$17,444	\$63,756	PPA
28	DOE	Q030	126-10 Bedell St	Queens	EJA	256.03 kW	104%	281,633 kWh	53%	81 MT CO2	\$11,558	\$42,245	PPA
28	DOE	Q400	156-10 Baisley Blvd	Queens	EJA	356.51 kW	87%	392,161 kWh	32%	113 MT CO2	\$16,094	\$58,824	PPA
28	FDNY	Engine Company 302	143-15 Rockaway Blvd	Queens	EJA	13.86 kW	26%	15,246 kWh	13%	4 MT CO2	\$626	\$2,287	Capital
29	DOE	Q139	93-06 63rd Dr	Queens	EJA	119.02 kW	57%	130,922 kWh	32%	38 MT CO2	\$5,373	\$19,638	PPA
29	DOE	Q175	64-35 102 St	Queens		132.30 kW	77%	145,530 kWh	47%	42 MT CO2	\$5,973	\$21,830	PPA
29	DOE	Q196	71-25 113 St	Queens	EJA	123.97 kW	26%	136,367 kWh	15%	39 MT CO2	\$5,597	\$20,455	PPA

City Council District	Agency	Site	Address	Borough	Environmental Justice Area*	Estimated Capacity	Percentage of Max Peak Demand**	Estimated Annual Production	Percentage of Annual Electricity Consumption	Estimated Annual Emissions Reduction	Estimated Social Cost of Carbon Value***	Estimated Annual Energy Savings****	Financing Mechanism
29	DOE	Q220	62-10 108 St	Queens		154.70 kW	57%	170,170 kWh	39%	49 MT CO2	\$6,984	\$25,526	PPA
30	DOE	Q071	62-85 Forest Ave	Queens		175.18 kW	100%	192,698 kWh	44%	56 MT CO2	\$7,908	\$28,905	PPA
30	DOE	Q229	67-25 51St Rd	Queens	EJA	115.92 kW	48%	127,512 kWh	23%	37 MT CO2	\$5,233	\$19,127	PPA
30	DOE	Q485	21-27 Himrod St	Queens		535.92 kW	157%	589,512 kWh	60%	170 MT CO2	\$24,194	\$88,427	PPA
30	FDNY	EMS 45	58-65 52nd Rd	Queens		184.32 kW	133%	202,752 kWh	41%	59 MT CO2	\$8,321	\$30,413	Capital
30	FDNY	Engine Company 291	56-07 Metropolitan Ave	Queens		11.55 kW	26%	12,705 kWh	11%	4 MT CO2	\$521	\$1,906	Capital
31	DOE	Q231	145-00 Springfield Blvd	Queens	EJA	396.72 kW	131%	436,392 kWh	66%	126 MT CO2	\$17,910	\$65,459	PPA
32	DOE	Q137	109-15 98th St	Queens	EJA	82.90 kW	7%	91,190 kWh	7%	26 MT CO2	\$3,742	\$13,679	PPA

City Council District	Agency	Site	Address	Borough	Environmental Justice Area*	Estimated Capacity	Percentage of Max Peak Demand**	Estimated Annual Production	Percentage of Annual Electricity Consumption	Estimated Annual Emissions Reduction	Estimated Social Cost of Carbon Value***	Estimated Annual Energy Savings****	Financing Mechanism
32	DOE	Q210	93-11 101 Ave	Queens	EJA	246.33 kW	69%	270,963 kWh	30%	78 MT CO2	\$11,120	\$40,644	PPA
33	DOE	K126	424 Leonard St	Brooklyn		366.90 kW	114%	403,590 kWh	55%	117 MT CO2	\$16,563	\$60,539	PPA
33	DOE	K293 (K497)	284 Baltic St	Brooklyn		261.00 kW	57%	287,100 kWh	30%	83 MT CO2	\$11,783	\$43,065	PPA
33	DOE	K307	209 York St	Brooklyn		212.91 kW	98%	234,201 kWh	57%	68 MT CO2	\$9,612	\$35,130	PPA
33	DOE	K650	257 North 6th St	Brooklyn		228.20 kW	41%	251,020 kWh	26%	73 MT CO2	\$10,302	\$37,653	PPA
34	DOE	K049	223 Graham Ave	Brooklyn	EJA	189.10 kW	64%	208,010 kWh	32%	60 MT CO2	\$8,537	\$31,202	PPA
34	DSNY	Brooklyn North 3 District Garage	535 Johnson Ave	Brooklyn		196.00 kW	248%	215,600 kWh	97%	62 MT CO2	\$8,848	\$32,340	Capital
35	DOE	K221	791 Empire Blvd	Brooklyn	EJA	100.74 kW	54%	110,814 kWh	27%	32 MT CO2	\$4,548	\$16,622	Capital

City Council District	Agency	Site	Address	Borough	Environmental Justice Area*	Estimated Capacity	Percentage of Max Peak Demand**	Estimated Annual Production	Percentage of Annual Electricity Consumption	Estimated Annual Emissions Reduction	Estimated Social Cost of Carbon Value***	Estimated Annual Energy Savings***	Financing Mechanism
35	DOE	K287	50 Navy St	Brooklyn	EJA	141.74 kW	99%	155,914 kWh	46%	45 MT CO2	\$6,399	\$23,387	PPA
35	DOE	K600	901 Classon Ave	Brooklyn	EJA	172.60 kW	44%	189,860 kWh	21%	55 MT CO2	\$7,792	\$28,479	PPA
36	DOE	K003	50 Jefferson Ave	Brooklyn	EJA	135.00 kW	97%	148,500 kWh	43%	43 MT CO2	\$6,094	\$22,275	PPA
36	DOE	K023	545 Willoughby Ave	Brooklyn	EJA	281.05 kW	156%	309,155 kWh	69%	89 MT CO2	\$12,688	\$46,373	PPA
36	DOE	K026	1014 Lafayette Ave	Brooklyn	EJA	264.11 kW	108%	290,521 kWh	52%	84 MT CO2	\$11,923	\$43,578	PPA
36	DOE	K044	432 Monroe St	Brooklyn	EJA	182.49 kW	98%	200,739 kWh	41%	58 MT CO2	\$8,238	\$30,111	PPA
36	DOE	K057	125 Stuyvesant Ave	Brooklyn	EJA	151.80 kW	50%	166,980 kWh	26%	48 MT CO2	\$6,853	\$25,047	PPA
36	DOE	K335	130 Rochester Ave	Brooklyn	EJA	162.64 kW	131%	178,904 kWh	40%	52 MT CO2	\$7,342	\$26,836	PPA

City Council District	Agency	Site	Address	Borough	Environmental Justice Area*	Estimated Capacity	Percentage of Max Peak Demand**	Estimated Annual Production	Percentage of Annual Electricity Consumption	Estimated Annual Emissions Reduction	Estimated Social Cost of Carbon Value***	Estimated Annual Energy Savings****	Financing Mechanism
37	DOE	K298	85 Watkins St	Brooklyn	EJA	171.00 kW	103%	188,100 kWh	36%	54 MT CO2	\$7,720	\$28,215	PPA
37	DOE	K345	111 Berriman St	Brooklyn	EJA	177.87 kW	111%	195,657 kWh	41%	57 MT CO2	\$8,030	\$29,349	PPA
37	DOE	K377	200 Woodbine St	Brooklyn	EJA	193.10 kW	50%	212,410 kWh	38%	61 MT CO2	\$8,717	\$31,862	PPA
37	FDNY	Engine Co. 332 & Ladder Co. 175	165 Bradford St	Brooklyn	EJA	76.84 kW	65%	84,524 kWh	45%	24 MT CO2	\$3,469	\$12,679	Capital
37	FDNY	Engine Company 236	998 Liberty Ave	Brooklyn	EJA	7.26 kW	26%	7,986 kWh	12%	2 MT CO2	\$328	\$1,198	Capital
38	DOE	K001	309 47th St	Brooklyn	EJA	204.05 kW	58%	224,455 kWh	35%	65 MT CO2	\$9,212	\$33,668	PPA
38	DOE	K094	5010 6th Ave	Brooklyn	EJA	83.49 kW	29%	91,839 kWh	14%	27 MT CO2	\$3,769	\$13,776	Capital
39	DOE	K058	330 Smith St	Brooklyn		205.20 kW	74%	225,720 kWh	49%	65 MT CO2	\$9,264	\$33,858	PPA

City Council District	Agency	Site	Address	Borough	Environmental Justice Area*	Estimated Capacity	Percentage of Max Peak Demand**	Estimated Annual Production	Percentage of Annual Electricity Consumption	Estimated Annual Emissions Reduction	Estimated Social Cost of Carbon Value***	Estimated Annual Energy Savings****	Financing Mechanism
40	DOE	K217	1100 Newkirk Ave	Brooklyn		120.12 kW	24%	132,132 kWh	12%	38 MT CO2	\$5,423	\$19,820	PPA
40	DOE	K470	600 Kingston Ave	Brooklyn	EJA	452.40 kW	84%	497,640 kWh	38%	144 MT CO2	\$20,423	\$74,646	PPA
41	DOE	K232	905 Winthrop St	Brooklyn	EJA	163.20 kW	51%	179,520 kWh	23%	52 MT CO2	\$7,368	\$26,928	PPA
41	DOE	K309	794 Monroe St	Brooklyn	EJA	275.20 kW	115%	302,720 kWh	83%	87 MT CO2	\$12,424	\$45,408	PPA
42	DOE	K041	411 Thatford Ave	Brooklyn	EJA	228.76 kW	109%	251,636 kWh	63%	73 MT CO2	\$10,327	\$37,745	PPA
42	DOE	K166	800 Van Sicklen Ave	Brooklyn	EJA	295.68 kW	84%	325,248 kWh	92%	94 MT CO2	\$13,348	\$48,787	PPA
42	DOE	K273	923 Jerome St	Brooklyn	EJA	168.72 kW	85%	185,592 kWh	62%	54 MT CO2	\$7,617	\$27,839	PPA
42	DOE	K275	985 Rockaway Ave	Brooklyn	EJA	334.10 kW	100%	367,510 kWh	46%	106 MT CO2	\$15,083	\$55,127	PPA

City Council District	Agency	Site	Address	Borough	Environmental Justice Area*	Estimated Capacity	Percentage of Max Peak Demand**	Estimated Annual Production	Percentage of Annual Electricity Consumption	Estimated Annual Emissions Reduction	Estimated Social Cost of Carbon Value***	Estimated Annual Energy Savings***	Financing Mechanism
42	DSNY	Brooklyn South 17 and 18 District Garage	10502 Avenue D	Brooklyn	EJA	736.00 kW	222%	809,600 kWh	56%	234 MT CO2	\$33,226	\$121,440	Capital
43	DOE	K200	1940 Benson Ave	Brooklyn	EJA	108.19 kW	31%	119,009 kWh	19%	34 MT CO2	\$4,884	\$17,851	PPA
43	DOE	K259	7305 Ft Hamilton Pkwy	Brooklyn		88.10 kW	14%	96,910 kWh	7%	28 MT CO2	\$3,977	\$14,537	PPA
43	DOE	K445	1601 80th St	Brooklyn	EJA	156.31 kW	20%	171,941 kWh	8%	50 MT CO2	\$7,056	\$25,791	PPA
45	DOE	K152	2310 Glenwood Rd	Brooklyn	EJA	70.84 kW	13%	77,924 kWh	5%	23 MT CO2	\$3,198	\$11,689	PPA
45	DOE	K198	4105 Farragut Rd	Brooklyn	EJA	181.72 kW	106%	199,892 kWh	44%	58 MT CO2	\$8,204	\$29,984	PPA
45	DOE	K208	4801 Avenue D	Brooklyn	EJA	127.70 kW	72%	140,470 kWh	47%	41 MT CO2	\$5,765	\$21,071	PPA
45	DOE	K269	1957 Nostrand Ave	Brooklyn	EJA	172.52 kW	81%	189,772 kWh	37%	55 MT CO2	\$7,788	\$28,466	PPA

City Council District	Agency	Site	Address	Borough	Environmental Justice Area*	Estimated Capacity	Percentage of Max Peak Demand**	Estimated Annual Production	Percentage of Annual Electricity Consumption	Estimated Annual Emissions Reduction	Estimated Social Cost of Carbon Value***	Estimated Annual Energy Savings***	Financing Mechanism
45	FDNY	EMS 58	420 East 83rd St	Brooklyn		66.00 kW	80%	72,600 kWh	32%	21 MT CO2	\$2,980	\$10,890	Capital
46	BPL	Gerritsen Beach Branch Library	2808 Gerritsen Ave	Brooklyn		20.00 kW	43%	22,000 kWh	23%	6 MT CO2	\$903	\$3,300	Capital
46	BPL	Mill Basin	2385 Ralph Ave	Brooklyn	EJA	20.00 kW	43%	22,000 kWh	25%	6 MT CO2	\$903	\$3,300	Capital
46	DOE	K115	1500 East 92nd St	Brooklyn	EJA	134.75 kW	32%	148,225 kWh	17%	43 MT CO2	\$6,083	\$22,234	PPA
46	DOE	K194	3117 Avenue W	Brooklyn		120.90 kW	27%	132,990 kWh	19%	38 MT CO2	\$5,458	\$19,949	PPA
46	DOE	K211	1001 East 100 St	Brooklyn	EJA	251.50 kW	81%	276,650 kWh	39%	80 MT CO2	\$11,354	\$41,498	PPA
46	DOE	K251	1037 East 54th St	Brooklyn	EJA	187.88 kW	101%	206,668 kWh	60%	60 MT CO2	\$8,482	\$31,000	PPA
46	DOE	K272	101-24 Seaview Ave	Brooklyn	EJA	165.00 kW	85%	181,500 kWh	50%	52 MT CO2	\$7,449	\$27,225	PPA

City Council District	Agency	Site	Address	Borough	Environmental Justice Area*	Estimated Capacity	Percentage of Max Peak Demand**	Estimated Annual Production	Percentage of Annual Electricity Consumption	Estimated Annual Emissions Reduction	Estimated Social Cost of Carbon Value***	Estimated Annual Energy Savings****	Financing Mechanism
46	FDNY	Engine Company 309	1851 East 48th St	Brooklyn	EJA	15.18 kW	40%	16,698 kWh	13%	5 MT CO2	\$685	\$2,505	Capital
47	BPL	Coney Island Branch Library and Learning Ctr.	1901 Mermaid Ave	Brooklyn	EJA	20.00 kW	26%	22,000 kWh	18%	6 MT CO2	\$903	\$3,300	Capital
47	DOE	K400	2630 Benson Ave	Brooklyn		160.60 kW	35%	176,660 kWh	19%	51 MT CO2	\$7,250	\$26,499	Capital
47	DOE	K410	2800 Ocean Parkway	Brooklyn		469.30 kW	125%	516,230 kWh	39%	149 MT CO2	\$21,186	\$77,435	PPA
47	FDNY	Engine Company 254	901 Avenue U	Brooklyn		13.86 kW	34%	15,246 kWh	13%	4 MT CO2	\$626	\$2,287	Capital
48	BPL	Kings Highway Branch Library	2115 Ocean Ave	Brooklyn	EJA	4.05 kW	3%	4,455 kWh	1%	1 MT CO2	\$183	\$668	Capital
48	DOE	K043	1401 Emmons Ave	Brooklyn		246.40 kW	52%	271,040 kWh	32%	78 MT CO2	\$11,124	\$40,656	PPA
48	DOE	K052	2675 East 29th St	Brooklyn		153.60 kW	52%	168,960 kWh	35%	49 MT CO2	\$6,934	\$25,344	PPA

City Council District	Agency	Site	Address	Borough	Environmental Justice Area*	Estimated Capacity	Percentage of Max Peak Demand**	Estimated Annual Production	Percentage of Annual Electricity Consumption	Estimated Annual Emissions Reduction	Estimated Social Cost of Carbon Value***	Estimated Annual Energy Savings****	Financing Mechanism
48	DOE	K206	2200 Gravesend Neck Rd	Brooklyn	EJA	169.02 kW	54%	185,922 kWh	41%	54 MT CO2	\$7,630	\$27,888	PPA
48	DOE	K225	1075 Ocean View Ave	Brooklyn	EJA	139.80 kW	39%	153,780 kWh	26%	44 MT CO2	\$6,311	\$23,067	PPA
48	DOE	K234	1875 East 17th St	Brooklyn		154.00 kW	43%	169,400 kWh	19%	49 MT CO2	\$6,952	\$25,410	PPA
48	DOE	K425	3787 Bedford Ave	Brooklyn		217.62 kW	43%	239,382 kWh	16%	69 MT CO2	\$9,824	\$35,907	PPA
48	DOE	K495	3000 Ave X	Brooklyn		703.80 kW	136%	774,180 kWh	61%	224 MT CO2	\$31,772	\$116,127	PPA
49	DOE	R045	58 Lawrence Ave	Staten Island		150.42 kW	63%	165,462 kWh	39%	48 MT CO2	\$6,791	\$24,819	Capital
50	DOE	R029	1581 Victory Blvd	Staten Island		96.90 kW	47%	106,590 kWh	27%	31 MT CO2	\$4,374	\$15,989	PPA
50	DOE	R440	485 Clawson St	Staten Island		261.03 kW	62%	287,133 kWh	35%	83 MT CO2	\$11,784	\$43,070	PPA

City Council District	Agency	Site	Address	Borough	Environmental Justice Area*	Estimated Capacity	Percentage of Max Peak Demand**	Estimated Annual Production	Percentage of Annual Electricity Consumption	Estimated Annual Emissions Reduction	Estimated Social Cost of Carbon Value***	Estimated Annual Energy Savings***	Financing Mechanism
50	DOE	R880	715 Ocean Ter	Staten Island	EJA	665.00 kW	53%	731,500 kWh	21%	211 MT CO2	\$30,021	\$109,725	PPA
51	DOE	R003	80 South Goff Ave	Staten Island		234.47 kW	90%	257,917 kWh	59%	75 MT CO2	\$10,585	\$38,688	PPA
51	DOE	R007	1270 Huguenot Ave	Staten Island		239.09 kW	56%	262,999 kWh	45%	76 MT CO2	\$10,794	\$39,450	PPA
51	DOE	R036	255 Ionia Ave	Staten Island		285.00 kW	84%	313,500 kWh	60%	91 MT CO2	\$12,866	\$47,025	PPA
51	DSNY	Staten Island 1/3 (New Construction)	1323 West Service Rd	Staten Island		678.96 kW	1547%	746,856 kWh	263%	216 MT CO2	\$30,651	\$112,028	Capital
51	DSNY	Staten Island 3 District Garage (BRS)	1323 West Service Rd	Staten Island		298.10 kW	679%	327,910 kWh	115%	95 MT CO2	\$13,457	\$49,187	Capital

SOLAR-READY BUILDINGS

City Council District	Agency	Site	Address	Borough	Environmental Justice Area*	Solar-Readiness Assessment**	Estimated Capacity***	Estimated Annual Production***	Estimated Annual Emissions Reduction
1	CUNY	Fiterman Hall	245 Greenwich St	Manhattan			14.30 kW	15,730 kWh	5 MT CO2
1	DCAS	Court Square Building	2 Lafayette St	Manhattan			17.60 kW	19,360 kWh	6 MT CO2
1	DHS	Life Family Shelter	78 Catherine St	Manhattan	EJA		143.30 kW	157,630 kWh	46 MT CO2
1	DOE	M477	345 Chambers St	Manhattan			49.40 kW	54,340 kWh	16 MT CO2
1	DOE	M520	411 Pearl St	Manhattan	EJA		28.60 kW	31,460 kWh	9 MT CO2
1	NYPD	5th Precinct	19 Elizabeth St	Manhattan	EJA		3.58 kW	3,938 kWh	1 MT CO2
1	NYPD	NYPD Police Headquarters	1 Police Plz	Manhattan	EJA		158.00 kW	173,800 kWh	50 MT CO2

City Council District	Agency	Site	Address	Borough	Environmental Justice Area*	Solar-Readiness Assessment**	Estimated Capacity***	Estimated Annual Production***	Estimated Annual Emissions Reduction
1	NYPD	Police Museum	100 Old Slip	Manhattan			9.75 kW	10,725 kWh	3 MT CO2
1	NYPL	Chatham Square Branch Library	33 East Broadway	Manhattan	EJA		4.55 kW	5,005 kWh	1 MT CO2
2	DHS	Kenton Hotel Shelter	333 Bowery	Manhattan	EJA		27.80 kW	30,580 kWh	9 MT CO2
2	DHS	Manhattan Bowery Shelter	8 East 3rd St	Manhattan	EJA		28.90 kW	31,790 kWh	9 MT CO2
2	DOE	M060	420 East 12 St	Manhattan			68.60 kW	75,460 kWh	22 MT CO2
2	DOE	M844	400 1st Ave	Manhattan			11.40 kW	12,540 kWh	4 MT CO2
3	DOE	M035 (M058)	317 West 52 St	Manhattan			30.20 kW	33,220 kWh	10 MT CO2
3	DPR	High Line Maintenance and Operations Building	820 Washington St	Manhattan			0.00 kW	0 kWh	0 MT CO2

City Council District	Agency	Site	Address	Borough	Environmental Justice Area*	Solar-Readiness Assessment**	Estimated Capacity***	Estimated Annual Production***	Estimated Annual Emissions Reduction
3	DPR	Tony Dapolito Recreation Center	3 Clarkson St	Manhattan			11.00 kW	12,100 kWh	3 MT CO2
3	DSNY	Manhattan Community Districts 1, 2 and 5	353 Spring St	Manhattan			5.53 kW	6,083 kWh	2 MT CO2
3	FIT	Bldg A, The David Dubinsky Student Center	340 8th Ave	Manhattan			105.30 kW	115,830 kWh	33 MT CO2
3	FIT	Bldg E, Shirley Goodman Resource Center	200 West 27th St	Manhattan			40.30 kW	44,330 kWh	13 MT CO2
3	FIT	Kaufman Hall Dormitory (FIT)	406 West 31st St	Manhattan			3.36 kW	3,696 kWh	1 MT CO2
3	NYPL	Muhlenberg Branch Library	209 West 23rd St	Manhattan	EJA		6.18 kW	6,798 kWh	2 MT CO2
4	DCLA	Carnegie Hall	881 7th Ave	Manhattan			0.00 kW	0 kWh	0 MT CO2
4	DCLA	New York City Center	131 W 55 St	Manhattan			2.28 kW	2,508 kWh	1 MT CO2

City Council District	Agency	Site	Address	Borough	Environmental Justice Area*	Solar-Readiness Assessment**	Estimated Capacity***	Estimated Annual Production***	Estimated Annual Emissions Reduction
4	DOE	M488	231-249 E 56 St	Manhattan			17.60 kW	19,360 kWh	6 MT CO2
4	DPR	Recreation Center 54	348 East 54th St	Manhattan			26.00 kW	28,600 kWh	8 MT CO2
4	NYPL	96th Street Branch Library	112 East 96th St	Manhattan			10.10 kW	11,110 kWh	3 MT CO2
4	NYPL	Central Library - Stephen A. Schwartzman Building	476 5th Ave	Manhattan			250.10 kW	275,110 kWh	80 MT CO2
5	DCLA	Metropolitan Museum of Art Storage	438-440 East 91st St	Manhattan			19.50 kW	21,450 kWh	6 MT CO2
5	DOE	M114	331 East 91st St	Manhattan			23.10 kW	25,410 kWh	7 MT CO2
5	DOE	M183	419 East 66 St	Manhattan			42.30 kW	46,530 kWh	13 MT CO2
5	DOE	M271	645 Main St	Manhattan			91.50 kW	100,650 kWh	29 MT CO2

City Council District	Agency	Site	Address	Borough	Environmental Justice Area*	Solar-Readiness Assessment**	Estimated Capacity***	Estimated Annual Production***	Estimated Annual Emissions Reduction
6	DOE	M191	210 West 61 St	Manhattan			101.70 kW	111,870 kWh	32 MT CO2
6	DOE	M485	100 Amsterdam Ave	Manhattan	EJA		154.40 kW	169,840 kWh	49 MT CO2
6	DPR	Arsenal Building	830 5th Ave	Manhattan	EJA		11.40 kW	12,540 kWh	4 MT CO2
6	DSNY	Manhattan 4, 4A, 7 District Garage; Salt	650 West 57th St	Manhattan		Yes	362.60 kW	398,860 kWh	115 MT CO2
6	NYPD	22nd Precinct	190 86th St Transverse Rd	Manhattan	EJA		35.80 kW	39,380 kWh	11 MT CO2
7	DOE	M004	500 West 160 St	Manhattan	EJA		26.00 kW	28,600 kWh	8 MT CO2
7	DOE	M036	123 Morningside Dr	Manhattan	EJA		97.20 kW	106,920 kWh	31 MT CO2
7	HHC	Lower Washington Heights NFCC Clinic	1721 Amsterdam Ave	Manhattan	EJA		81.60 kW	89,760 kWh	26 MT CO2

City Council District	Agency	Site	Address	Borough	Environmental Justice Area*	Solar-Readiness Assessment**	Estimated Capacity***	Estimated Annual Production***	Estimated Annual Emissions Reduction
8	DFTA	Leonardo Covello Senior Center	312 East 109th St	Manhattan	EJA		15.60 kW	17,160 kWh	5 MT CO2
8	DHS	Emergency Assistance Unit (EAU)	151 East 151st St	Bronx	EJA		42.30 kW	46,530 kWh	13 MT CO2
8	DHS	Jackson Family Residence	691 East 138th St	Bronx	EJA	Yes	48.40 kW	53,240 kWh	15 MT CO2
8	DHS	Jennie A. Clarke Residence	179 East 100th St	Manhattan	EJA		47.80 kW	52,580 kWh	15 MT CO2
8	DHS	University Avenue Family Residences	1041 University Ave	Bronx	EJA		113.10 kW	124,410 kWh	36 MT CO2
8	DOE	M099	410 East 100 St	Manhattan	EJA		59.20 kW	65,120 kWh	19 MT CO2
8	DOE	M117	240 East 109 St	Manhattan	EJA	Yes	245.20 kW	269,720 kWh	78 MT CO2
8	DOE	M646	321 E. 96 St	Manhattan	EJA		105.30 kW	115,830 kWh	33 MT CO2

City Council District	Agency	Site	Address	Borough	Environmental Justice Area*	Solar-Readiness Assessment**	Estimated Capacity***	Estimated Annual Production***	Estimated Annual Emissions Reduction
8	DPR	St. Mary's Recreation Center and Indoor Pool	450 St Anns Ave	Bronx	EJA		28.60 kW	31,460 kWh	9 MT CO2
8	DPR	Thomas Jefferson Recreation Center	2180 1st Ave	Manhattan			9.75 kW	10,725 kWh	3 MT CO2
8	NYPL	125th Street Branch Library	224 East 125th St	Manhattan	EJA		18.50 kW	20,350 kWh	6 MT CO2
9	DHS	East 119th Street Veterans Residence	22 East 119th St	Manhattan	EJA		22.40 kW	24,640 kWh	7 MT CO2
9	DOE	M136	6 Edgecombe Ave	Manhattan	EJA		124.80 kW	137,280 kWh	40 MT CO2
9	DPR	Hansborough Pool and Recreation Center	35 West 134th St	Manhattan	EJA		21.80 kW	23,980 kWh	7 MT CO2
9	HHC	Henry J. Carter Hospital	1879 Madison Ave	Manhattan	EJA		34.50 kW	37,950 kWh	11 MT CO2
9	NYPL	Schomburg Black History Library (Old Building)	103 West 135th St	Manhattan	EJA		17.90 kW	19,690 kWh	6 MT CO2

City Council District	Agency	Site	Address	Borough	Environmental Justice Area*	Solar-Readiness Assessment**	Estimated Capacity***	Estimated Annual Production***	Estimated Annual Emissions Reduction
9	NYPL	Schomburg Center/Research in Black Culture (New)	515 Malcolm X Blvd	Manhattan	EJA		24.70 kW	27,170 kWh	8 MT CO2
10	DOE	M005	3703 10th Ave	Manhattan	EJA		15.30 kW	16,830 kWh	5 MT CO2
10	DOE	M178	12-18 Eilwood St	Manhattan	EJA	Yes	23.70 kW	26,070 kWh	8 MT CO2
10	DOE	M263	202 Sherman Ave	Manhattan	EJA		17.20 kW	18,920 kWh	5 MT CO2
10	DOE	M528	180 Wadsworth Ave	Manhattan	EJA		3.58 kW	3,938 kWh	1 MT CO2
10	DPR	Highbridge Recreation Center	2275 Amsterdam Ave	Manhattan			74.80 kW	82,280 kWh	24 MT CO2
10	DPR	J Hood Wright Park Recreation Center	351 Fort Washington Ave	Manhattan	EJA		13.30 kW	14,630 kWh	4 MT CO2
11	DCLA	NYBG Peter Jay Sharp Building Parking Garage	401 Bedford Park Blvd	Bronx	EJA		223.60 kW	245,960 kWh	71 MT CO2

City Council District	Agency	Site	Address	Borough	Environmental Justice Area*	Solar-Readiness Assessment**	Estimated Capacity***	Estimated Annual Production***	Estimated Annual Emissions Reduction
11	DOE	X430	2780 Reservoir Ave	Bronx		Yes	339.00 kW	372,900 kWh	108 MT CO2
11	DOE	X440	100 W. Moshulu Parkway S	Bronx	EJA		355.20 kW	390,720 kWh	113 MT CO2
11	NYPD	52nd Precinct	3016 Webster Ave	Bronx	EJA		16.60 kW	18,260 kWh	5 MT CO2
12	DOE	X112	1925 Schiefelin Ave	Bronx	EJA	Yes	93.80 kW	103,180 kWh	30 MT CO2
12	NYPL	Wakefield Branch Library	4100 Lowerre Pl	Bronx	EJA		23.70 kW	26,070 kWh	8 MT CO2
13	DCAS	Public Safety Answering Center II	350 Marconi St	Bronx	EJA		154.40 kW	169,840 kWh	49 MT CO2
13	DOE	X014	3041 Bruckner Blvd	Bronx			53.60 kW	58,960 kWh	17 MT CO2
13	DOE	X097	1375 Mace Ave	Bronx			51.20 kW	56,320 kWh	16 MT CO2

City Council District	Agency	Site	Address	Borough	Environmental Justice Area*	Solar-Readiness Assessment**	Estimated Capacity***	Estimated Annual Production***	Estimated Annual Emissions Reduction
13	DOE	X498	1640 Bronxdale Ave	Bronx			14.00 kW	15,400 kWh	4 MT CO2
13	DOT	DOT Bronx Borough Commissioners Office	1400 Williamsbridge Rd	Bronx	EJA		58.20 kW	64,020 kWh	19 MT CO2
14	CUNY	North Hall and Library	200 Hall of Fame Ter	Bronx			76.30 kW	83,930 kWh	24 MT CO2
14	CUNY	South Hall	187 W 180th St	Bronx			0.00 kW	0 kWh	0 MT CO2
14	CUNY	The Children's Center	2010 Sedgwick Ave	Bronx			6.50 kW	7,150 kWh	2 MT CO2
14	DHS	Mount Eden Avenue SRO (Single Room Occupancy) Residence	50 Mt Eden Ave West	Bronx	EJA		108.90 kW	119,790 kWh	35 MT CO2
14	DHS	Nelson Ave Family Residence	1605 Nelson Ave	Bronx	EJA		52.00 kW	57,200 kWh	17 MT CO2

City Council District	Agency	Site	Address	Borough	Environmental Justice Area*	Solar-Readiness Assessment**	Estimated Capacity***	Estimated Annual Production***	Estimated Annual Emissions Reduction
14	DOE	X240	1509-1531 Jerome Ave	Bronx	EJA		52.50 kW	57,750 kWh	17 MT CO2
14	DOE	X338	1780 Dr. Martin Luther King Jr.	Bronx	EJA		146.90 kW	161,590 kWh	47 MT CO2
14	DOE	X360	2880 Kingsbridge Ter	Bronx	EJA		30.20 kW	33,220 kWh	10 MT CO2
14	DPR	Kingsbridge Recreation Center	3101 Kings Bridge Ter	Bronx	EJA		13.20 kW	14,520 kWh	4 MT CO2
14	DPR	St. James Park Recreation Center	West 192Nd St at Jerome Ave	Bronx	EJA		65.00 kW	71,500 kWh	21 MT CO2
15	DCLA	Center for Global Conservation	2300 Southern Blvd	Bronx	EJA		29.60 kW	32,560 kWh	9 MT CO2
15	DCLA	Garden Cafe & Terrace Room	2700 Dr. Theodore Kazimiroff Blvd	Bronx	EJA		22.40 kW	24,640 kWh	7 MT CO2
15	DCLA	Madagascar (Old Lion House)	2300 Southern Blvd	Bronx	EJA		15.40 kW	16,940 kWh	5 MT CO2

City Council District	Agency	Site	Address	Borough	Environmental Justice Area*	Solar-Readiness Assessment**	Estimated Capacity***	Estimated Annual Production***	Estimated Annual Emissions Reduction
15	DCLA	Reptile House	2300 Southern Blvd	Bronx	EJA		2.60 kW	2,860 kWh	1 MT CO2
15	DCLA	Stone Mill	2650 Dr. Theodore Kazimiroff Blvd	Bronx	EJA		20.10 kW	22,110 kWh	6 MT CO2
15	DCLA	World of Birds	2300 Southern Blvd	Bronx	EJA		5.90 kW	6,490 kWh	2 MT CO2
15	DOE	X254	2452 Washington Ave	Bronx	EJA	Yes	63.10 kW	69,410 kWh	20 MT CO2
15	DOE	X435	500 East Fordham Rd	Bronx	EJA		203.10 kW	223,410 kWh	65 MT CO2
15	DOE	X465	4143 Third Ave	Bronx	EJA		40.00 kW	44,000 kWh	13 MT CO2
15	FDNY	Bronx Central Office	1129 East 180th St	Bronx	EJA		179.70 kW	197,670 kWh	57 MT CO2
16	DOE	X126	175 West 166 St	Bronx	EJA		108.90 kW	119,790 kWh	35 MT CO2

City Council District	Agency	Site	Address	Borough	Environmental Justice Area*	Solar-Readiness Assessment**	Estimated Capacity***	Estimated Annual Production***	Estimated Annual Emissions Reduction
16	DPR	Mullaly Park Rink and Rec Center	East 164th St at Jerome Ave	Bronx			18.90 kW	20,790 kWh	6 MT CO2
16	FDNY	Rescue 3	1655 Washington Ave	Bronx	EJA		16.60 kW	18,260 kWh	5 MT CO2
16	NYPL	High Bridge Branch Library	78 West 168th St	Bronx	EJA		35.10 kW	38,610 kWh	11 MT CO2
17	CUNY	Savoy Building D	120 East 149th St	Bronx	EJA		65.70 kW	72,270 kWh	21 MT CO2
17	CUNY	B Building	500 Grand Concourse	Bronx	EJA		57.90 kW	63,690 kWh	18 MT CO2
17	DOE	X060	888 Reverend James A. Polite Ave	Bronx	EJA	Yes	22.40 kW	24,640 kWh	7 MT CO2
17	DOE	X098	1619 Boston Rd	Bronx	EJA	Yes	75.50 kW	83,050 kWh	24 MT CO2
17	DPR	Crotona Park Pool and Bathhouse	East 173rd St at Fulton Ave	Bronx			83.90 kW	92,290 kWh	27 MT CO2

City Council District	Agency	Site	Address	Borough	Environmental Justice Area*	Solar-Readiness Assessment**	Estimated Capacity***	Estimated Annual Production***	Estimated Annual Emissions Reduction
17	DSNY	Section Station 92, Bronx Enforcement	1787 West Farms Rd	Bronx	EJA		74.40 kW	81,840 kWh	24 MT CO2
18	DOE	X036	1070 Castle Hill Ave	Bronx	EJA	Yes	76.70 kW	84,370 kWh	24 MT CO2
18	DOE	X047	1794 East 172 St	Bronx	EJA	Yes	57.60 kW	63,360 kWh	18 MT CO2
18	DOE	X077	1250 Ward Ave	Bronx	EJA		75.70 kW	83,270 kWh	24 MT CO2
18	DOE	X102	1827 Archer St	Bronx	EJA		163.00 kW	179,300 kWh	52 MT CO2
18	DOE	X121	2750 Throop Ave	Bronx	EJA		109.82 kW	120,802 kWh	35 MT CO2
18	NYPL	Soundview Branch Library	660 Soundview Ave	Bronx	EJA		35.80 kW	39,380 kWh	11 MT CO2
19	DOE	Q094	41-77 Little Neck Pkwy	Queens			62.40 kW	68,640 kWh	20 MT CO2

City Council District	Agency	Site	Address	Borough	Environmental Justice Area*	Solar-Readiness Assessment**	Estimated Capacity***	Estimated Annual Production***	Estimated Annual Emissions Reduction
19	DSNY	North Shore Marine Transfer Station	119-01 31St Ave	Queens		Yes	156.70 kW	172,370 kWh	50 MT CO2
19	FDNY	Building 413	413 Shore Rd	Queens			1.30 kW	1,430 kWh	0 MT CO2
19	NYPD	620 Circle Drive	620 Circle Dr	Queens			2.60 kW	2,860 kWh	1 MT CO2
19	NYPD	Police Academy	130-30 28th Ave	Queens			4.85 kW	5,335 kWh	2 MT CO2
19	QPL	Bayside Community Library	214-20 Northern Blvd	Queens			36.50 kW	40,150 kWh	12 MT CO2
20	DOE	Q162	201-02 53 Ave	Queens	EJA		104.30 kW	114,730 kWh	33 MT CO2
20	DOE	Q214	31-15 140 St	Queens	EJA		90.70 kW	99,770 kWh	29 MT CO2
20	DPR	Al Oerter Recreation Center	131-40 Fowler Ave	Queens			144.30 kW	158,730 kWh	46 MT CO2

City Council District	Agency	Site	Address	Borough	Environmental Justice Area*	Solar-Readiness Assessment**	Estimated Capacity***	Estimated Annual Production***	Estimated Annual Emissions Reduction
20	NYPD	Flushing Armory (Queens North Task Force)	137-58 Northern Blvd	Queens	EJA		41.30 kW	45,430 kWh	13 MT CO2
21	DCLA	Queens Museum of Art	52-01 Grand Central Pkwy	Queens			438.80 kW	482,680 kWh	140 MT CO2
21	DOE	Q292	99-01 34th Ave	Queens	EJA		29.90 kW	32,890 kWh	10 MT CO2
21	DPR	Olmsted Center Campus: FMCP Garage	12 Olmsted Dr	Queens			68.30 kW	75,130 kWh	22 MT CO2
21	QPL	Langston Hughes Community Library	100-01 Northern Blvd	Queens	EJA		14.30 kW	15,730 kWh	5 MT CO2
22	DOC	Rikers Island New Central Warehouse	15-15 Hazen St	Bronx			18.90 kW	20,790 kWh	6 MT CO2
22	DOE	Q126	31-51 21 St	Queens		Yes	160.00 kW	176,000 kWh	51 MT CO2
22	DOE	Q397	32-52 37th St	Queens			92.30 kW	101,530 kWh	29 MT CO2

City Council District	Agency	Site	Address	Borough	Environmental Justice Area*	Solar-Readiness Assessment**	Estimated Capacity***	Estimated Annual Production***	Estimated Annual Emissions Reduction
23	CUNY	Administration / Business Building	222-11 56th Ave	Queens	EJA		53.00 kW	58,300 kWh	17 MT CO2
23	CUNY	Medical Arts Building	222-01 56th Ave	Queens	EJA		47.80 kW	52,580 kWh	15 MT CO2
23	CUNY	Science Building	222-15 56th Ave	Queens	EJA		74.80 kW	82,280 kWh	24 MT CO2
23	DOE	Q035	191-02 90 Ave	Queens	EJA		81.90 kW	90,090 kWh	26 MT CO2
23	DOE	Q178	189-10 Radnor Rd	Queens		Yes	149.10 kW	164,010 kWh	47 MT CO2
23	QPL	Glen Oaks Community Library	256-04 Union Tpke	Queens	EJA		10.40 kW	11,440 kWh	3 MT CO2
24	DOE	Q131	170-45 84 Ave	Queens	EJA		31.40 kW	34,540 kWh	10 MT CO2
24	DOE	Q515	149-11 Melbourne Ave	Queens	EJA		60.50 kW	66,550 kWh	19 MT CO2

City Council District	Agency	Site	Address	Borough	Environmental Justice Area*	Solar-Readiness Assessment**	Estimated Capacity***	Estimated Annual Production***	Estimated Annual Emissions Reduction
24	DOE	Q695	160-20 Goethals Ave	Queens	EJA		34.50 kW	37,950 kWh	11 MT CO2
24	FDNY	EMS 50	159-10 Goethals Ave	Queens	EJA		6.18 kW	6,798 kWh	2 MT CO2
24	NYPD	107th Precinct	71-01 Parsons Blvd	Queens	EJA		33.50 kW	36,850 kWh	11 MT CO2
24	QPL	Kew Gardens Hills Library	72-33 Vleigh Pl	Queens			18.20 kW	20,020 kWh	6 MT CO2
25	DOE	Q007	80-55 Cornish Ave	Queens	EJA		52.10 kW	57,310 kWh	17 MT CO2
25	HHC	Hope Pavilion	77-04 41st Ave	Queens			114.70 kW	126,170 kWh	36 MT CO2
25	HHC	Women's Health Pavilion	78-20 41st Ave	Queens	EJA		45.10 kW	49,610 kWh	14 MT CO2
25	QPL	Elmhurst (ALC) Community Library	85-08 51st Ave	Queens	EJA		5.85 kW	6,435 kWh	2 MT CO2

City Council District	Agency	Site	Address	Borough	Environmental Justice Area*	Solar-Readiness Assessment**	Estimated Capacity***	Estimated Annual Production***	Estimated Annual Emissions Reduction
26	DCLA	Museum of the Moving Image	36-01 35th Ave	Queens			17.20 kW	18,920 kWh	5 MT CO2
26	DHS	Borden Avenue Shelter	21-10 Borden Ave	Queens			218.70 kW	240,570 kWh	70 MT CO2
26	DOE	Q610	45-30 36 St	Queens			66.30 kW	72,930 kWh	21 MT CO2
26	DOE	Q801	44-36 Vernon Blvd	Queens		Yes	299.64 kW	329,604 kWh	95 MT CO2
26	FDNY	Engine Co. 259 and Ladder Co. 128, Batt. 45	33-51 Greenpoint Ave	Queens	EJA		1.63 kW	1,793 kWh	1 MT CO2
26	QPL	Hunters Point Community Library	47-40 Center Blvd	Queens			0.00 kW	0 kWh	0 MT CO2
27	QPL	South Jamaica Community Library	108-41 Guy R. Brewer Blvd	Queens	EJA		16.60 kW	18,260 kWh	5 MT CO2
28	DOE	Q124	129-15 150 Ave	Queens	EJA		46.20 kW	50,820 kWh	15 MT CO2

City Council District	Agency	Site	Address	Borough	Environmental Justice Area*	Solar-Readiness Assessment**	Estimated Capacity***	Estimated Annual Production***	Estimated Annual Emissions Reduction
28	DOE	Q223	125-20 Sutphin Blvd	Queens	EJA		127.40 kW	140,140 kWh	41 MT CO2
28	NYPD	Springfield Gardens Auto Pound	174-20 North Boundary Rd	Queens			57.50 kW	63,250 kWh	18 MT CO2
29	DOE	Q099	82-37 Kew Gardens Rd	Queens	EJA		75.70 kW	83,270 kWh	24 MT CO2
29	DPR	Lost Battalion Hall Recreation Center	93-29 Queens Blvd	Queens	EJA		46.50 kW	51,150 kWh	15 MT CO2
29	QPL	Forest Hills Community Library	108-19 71st Ave	Queens			31.20 kW	34,320 kWh	10 MT CO2
30	DPR	Forest Park DPR Shops	82-99 88th Pl	Queens			52.70 kW	57,970 kWh	17 MT CO2
30	FDNY	Queens Central Office	83-24 Woodhaven Blvd	Queens			0.00 kW	0 kWh	0 MT CO2
30	NYPD	Central Motor Repair Shop	53-15 58th St	Queens			107.50 kW	118,250 kWh	34 MT CO2

City Council District	Agency	Site	Address	Borough	Environmental Justice Area*	Solar-Readiness Assessment**	Estimated Capacity***	Estimated Annual Production***	Estimated Annual Emissions Reduction
31	DOE	Q042	488 Beach 66 St	Queens	EJA		60.50 kW	66,550 kWh	19 MT CO2
31	DOE	Q183	2-45 Beach 79 St	Queens	EJA		19.20 kW	21,120 kWh	6 MT CO2
31	DOE	Q270	233-15 Merrick Blvd	Queens	EJA		3.05 kW	3,355 kWh	1 MT CO2
31	DOE	Q410	100-00 Beach Channel Dr	Queens			893.40 kW	982,740 kWh	284 MT CO2
31	DSNY	Queens 14 District Garage	51-10 Alameda Ave	Queens	EJA		289.90 kW	318,890 kWh	92 MT CO2
31	DSNY	Queens East 13J District Garage	153-67 146th Ave	Queens	EJA		148.80 kW	163,680 kWh	47 MT CO2
31	NYPD	101st Precinct	16-12 Mott Ave	Queens	EJA		42.60 kW	46,860 kWh	14 MT CO2
32	DOE	Q254	84-40 101St St	Queens	EJA		38.40 kW	42,240 kWh	12 MT CO2

City Council District	Agency	Site	Address	Borough	Environmental Justice Area*	Solar-Readiness Assessment**	Estimated Capacity***	Estimated Annual Production***	Estimated Annual Emissions Reduction
33	DOE	K054	195 Sanford St	Brooklyn	EJA		27.00 kW	29,700 kWh	9 MT CO2
33	DOE	K117	300 Willoughby Ave	Brooklyn	EJA	Yes	252.00 kW	277,200 kWh	80 MT CO2
33	DOE	K655	345 Dean St	Brooklyn			100.40 kW	110,440 kWh	32 MT CO2
33	NYPD	Tow Pound Operations Building	Brooklyn Navy Yard	Brooklyn			210.20 kW	231,220 kWh	67 MT CO2
34	BPL	DeKalb Branch Library	790 Bushwick Ave	Brooklyn	EJA		19.50 kW	21,450 kWh	6 MT CO2
34	BPL	Leonard Branch Library	82 Devoe St	Brooklyn			28.60 kW	31,460 kWh	9 MT CO2
34	DEP	BWS Storehouse (GS1)	1201 Metropolitan Ave	Brooklyn			197.00 kW	216,700 kWh	63 MT CO2
34	DOE	K017	208 North 5 St	Brooklyn			44.80 kW	49,280 kWh	14 MT CO2

City Council District	Agency	Site	Address	Borough	Environmental Justice Area*	Solar-Readiness Assessment**	Estimated Capacity***	Estimated Annual Production***	Estimated Annual Emissions Reduction
35	BPL	Central Library and Learning Center	10 Grand Army Plaza	Brooklyn			271.10 kW	298,210 kWh	86 MT CO2
35	BPL	Eastern Parkway Branch Library and Learning Center	1044 Eastern Pkwy	Brooklyn	EJA	Yes	23.10 kW	25,410 kWh	7 MT CO2
35	DCLA	BAM Richard B. Fisher Building	321 Ashland Pl	Brooklyn			0.00 kW	0 kWh	0 MT CO2
35	DCLA	Brooklyn Botanic Garden Administrative Building	1000 Washington Ave	Brooklyn			36.40 kW	40,040 kWh	12 MT CO2
35	DHS	Atlantic Avenue Men's Shelter (Armory)	1322 Bedford Ave	Brooklyn	EJA		378.20 kW	416,020 kWh	120 MT CO2
35	DHS	Auburn Family Residence	39 Auburn Pl	Brooklyn	EJA		17.20 kW	18,920 kWh	5 MT CO2
35	DOE	K020	225 Adelphi St	Brooklyn			146.60 kW	161,260 kWh	47 MT CO2

City Council District	Agency	Site	Address	Borough	Environmental Justice Area*	Solar-Readiness Assessment**	Estimated Capacity***	Estimated Annual Production***	Estimated Annual Emissions Reduction
35	DOE	K430	29 Fort Greene Pl	Brooklyn			37.10 kW	40,810 kWh	12 MT CO2
35	DOE	K440	883 Classon Ave	Brooklyn	EJA		182.10 kW	200,310 kWh	58 MT CO2
35	DOE	K805	49 Flatbush Avenue Ext	Brooklyn			16.60 kW	18,260 kWh	5 MT CO2
35	DOE	K813	355 Park Pl	Brooklyn			6.18 kW	6,798 kWh	2 MT CO2
35	FDNY	Brooklyn Central Office	35 Empire Blvd	Brooklyn			16.90 kW	18,590 kWh	5 MT CO2
36	DOE	K035	272 Macdonough St	Brooklyn	EJA		123.20 kW	135,520 kWh	39 MT CO2
37	BPL	Arlington Branch Library	203 Arlington Ave	Brooklyn	EJA		5.20 kW	5,720 kWh	2 MT CO2
37	DOE	K171	528 Ridgewood Ave	Brooklyn	EJA		54.30 kW	59,730 kWh	17 MT CO2

City Council District	Agency	Site	Address	Borough	Environmental Justice Area*	Solar-Readiness Assessment**	Estimated Capacity***	Estimated Annual Production***	Estimated Annual Emissions Reduction
37	DOE	K290	135 Schenck Ave	Brooklyn	EJA		21.80 kW	23,980 kWh	7 MT CO2
37	NYPD	Facilities Management Division	127 Pennsylvania Ave	Brooklyn	EJA		15.60 kW	17,160 kWh	5 MT CO2
38	DOE	K220	4812 9th Ave	Brooklyn	EJA		110.20 kW	121,220 kWh	35 MT CO2
38	DOE	K486	1171 65th St	Brooklyn	EJA		32.80 kW	36,080 kWh	10 MT CO2
38	DOE	K971	6214 4th Ave	Brooklyn	EJA		6.18 kW	6,798 kWh	2 MT CO2
38	NYPD	68th Precinct	333 65th St	Brooklyn			49.10 kW	54,010 kWh	16 MT CO2
39	BPL	Park Slope Branch Library	431 6th Ave	Brooklyn			11.70 kW	12,870 kWh	4 MT CO2
39	DOE	K029	425 Henry St	Brooklyn			28.60 kW	31,460 kWh	9 MT CO2

City Council District	Agency	Site	Address	Borough	Environmental Justice Area*	Solar-Readiness Assessment**	Estimated Capacity***	Estimated Annual Production***	Estimated Annual Emissions Reduction
39	DSNY	Brooklyn South 6 District Garage	129 2nd Ave	Brooklyn			215.90 kW	237,490 kWh	69 MT CO2
40	BPL	Flatbush Branch Library and Learning Center	22 Linden Blvd	Brooklyn	EJA		24.10 kW	26,510 kWh	8 MT CO2
40	DOE	K249	18 Marlborough Rd	Brooklyn	EJA		189.00 kW	207,900 kWh	60 MT CO2
40	HHC	Buildings A, B, C	451 Clarkson Ave	Brooklyn	EJA		653.10 kW	718,410 kWh	208 MT CO2
41	DHS	Dean Street Family Residence	2155 Dean St	Brooklyn	EJA		9.75 kW	10,725 kWh	3 MT CO2
41	DHS	East New York Avenue SRO (Single Room Occupancy) Residence	1385 East New York Ave	Brooklyn	EJA		91.00 kW	100,100 kWh	29 MT CO2
41	DOE	K005	820 Hancock St	Brooklyn	EJA	Yes	184.30 kW	202,730 kWh	59 MT CO2
41	DOE	K135	684 Linden Blvd	Brooklyn	EJA		63.10 kW	69,410 kWh	20 MT CO2

City Council District	Agency	Site	Address	Borough	Environmental Justice Area*	Solar-Readiness Assessment**	Estimated Capacity***	Estimated Annual Production***	Estimated Annual Emissions Reduction
41	HRA	Brownsville Multi Service Center (owned)	444 Thomas Boyland St	Brooklyn	EJA	Yes	30.90 kW	33,990 kWh	10 MT CO2
42	DOE	K149	700 Sutter Ave	Brooklyn	EJA		70.90 kW	77,990 kWh	23 MT CO2
42	DOE	K165	76 Lott Ave	Brooklyn	EJA		45.20 kW	49,720 kWh	14 MT CO2
42	DOE	K190	590 Sheffield Ave	Brooklyn	EJA		26.70 kW	29,370 kWh	8 MT CO2
42	DOE	K213	580 Hegeman Ave	Brooklyn	EJA		133.90 kW	147,290 kWh	43 MT CO2
42	DOE	K422	1065 Elton St	Brooklyn	EJA	Yes	112.99 kW	124,289 kWh	36 MT CO2
43	DOE	K102	211 72 St	Brooklyn			126.40 kW	139,040 kWh	40 MT CO2
43	DOE	K204	8101 15th Ave	Brooklyn			75.10 kW	82,610 kWh	24 MT CO2

City Council District	Agency	Site	Address	Borough	Environmental Justice Area*	Solar-Readiness Assessment**	Estimated Capacity***	Estimated Annual Production***	Estimated Annual Emissions Reduction
43	DOE	K807	109 Bay 14 St	Brooklyn	EJA		6.83 kW	7,513 kWh	2 MT CO2
44	BPL	Kensington Branch Library	4209 18th Ave	Brooklyn	EJA		8.45 kW	9,295 kWh	3 MT CO2
44	DOE	K099	1120 East 10 St	Brooklyn			77.00 kW	84,700 kWh	24 MT CO2
44	DOE	K521	1057 52nd St	Brooklyn	EJA		11.50 kW	12,650 kWh	4 MT CO2
45	DOE	K181	1023 New York Ave	Brooklyn	EJA		39.70 kW	43,670 kWh	13 MT CO2
45	DOE	K395	1001 East 45th St	Brooklyn	EJA		201.80 kW	221,980 kWh	64 MT CO2
46	DOE	K203	5101 Avenue M	Brooklyn	EJA		129.40 kW	142,340 kWh	41 MT CO2
46	DOE	K207	4011 Fillmore Ave	Brooklyn			75.60 kW	83,160 kWh	24 MT CO2

City Council District	Agency	Site	Address	Borough	Environmental Justice Area*	Solar-Readiness Assessment**	Estimated Capacity***	Estimated Annual Production***	Estimated Annual Emissions Reduction
46	DOE	K222	3301 Quentin Rd	Brooklyn			123.20 kW	135,520 kWh	39 MT CO2
46	DOE	K276	1070 East 83 St	Brooklyn	EJA		226.90 kW	249,590 kWh	72 MT CO2
46	NYPD	Highway District Unit 2	2900 Flatbush Ave	Brooklyn			31.20 kW	34,320 kWh	10 MT CO2
47	DCLA	Aquatic Animal Health Center (AAHC)	600 Surf Ave	Brooklyn	EJA		21.10 kW	23,210 kWh	7 MT CO2
47	DCLA	Ocean Wonders	514 Surf Ave	Brooklyn	EJA		148.50 kW	163,350 kWh	47 MT CO2
47	DOE	K095	345 Van Sicklen St	Brooklyn			79.00 kW	86,900 kWh	25 MT CO2
47	DOE	K097	1855 Stillwell Ave	Brooklyn	EJA		89.70 kW	98,670 kWh	29 MT CO2
47	DOE	K101	2360 Benson Ave	Brooklyn	EJA		76.10 kW	83,710 kWh	24 MT CO2

City Council District	Agency	Site	Address	Borough	Environmental Justice Area*	Solar-Readiness Assessment**	Estimated Capacity***	Estimated Annual Production***	Estimated Annual Emissions Reduction
47	DOE	K186	7601 19 Ave	Brooklyn	EJA		40.60 kW	44,660 kWh	13 MT CO2
47	DOE	K329	2929 West 30 St	Brooklyn	EJA		160.90 kW	176,990 kWh	51 MT CO2
47	HHC	New Ida G. Israel Community Health Center	2925 West 19th St	Brooklyn	EJA		70.90 kW	77,990 kWh	23 MT CO2
48	BPL	Brighton Beach Branch Library	16 Brighton 1st Rd	Brooklyn			63.70 kW	70,070 kWh	20 MT CO2
48	CUNY	Leon M. Goldstein Performing Arts Center	2001 Oriental Blvd	Brooklyn			8.78 kW	9,658 kWh	3 MT CO2
48	CUNY	Temporary Building #8	2101 Oriental Blvd	Brooklyn			195.20 kW	214,720 kWh	62 MT CO2
48	DOE	K014	2424 Batchelder St	Brooklyn			189.80 kW	208,780 kWh	60 MT CO2
48	DOE	K254	1801 Avenue Y	Brooklyn			43.60 kW	47,960 kWh	14 MT CO2

City Council District	Agency	Site	Address	Borough	Environmental Justice Area*	Solar-Readiness Assessment**	Estimated Capacity***	Estimated Annual Production***	Estimated Annual Emissions Reduction
49	DCLA	Bldg A/Staten Island Museum	1000 Richmond Ter	Staten Island			15.30 kW	16,830 kWh	5 MT CO2
49	DCLA	Staten Island Museum	75 Stuyvesant PI	Staten Island	EJA		2.60 kW	2,860 kWh	1 MT CO2
49	DOE	R040	91 Henderson Ave	Staten Island	EJA		74.40 kW	81,840 kWh	24 MT CO2
49	DPR	Clove Lake Garage and Shops	21 Slosson Ave	Staten Island			3.05 kW	3,355 kWh	1 MT CO2
49	DPR	Lyons Pool and Recreation Center	317 Bay St	Staten Island	EJA		69.30 kW	76,230 kWh	22 MT CO2
49	NYPD	121st Precinct	970 Richmond Ave	Staten Island			141.70 kW	155,870 kWh	45 MT CO2
49	NYPL	Mariner's Harbor Library	206 South Ave	Staten Island	EJA		49.10 kW	54,010 kWh	16 MT CO2
50	DOE	R050	200 Adelaide Ave	Staten Island			182.00 kW	200,200 kWh	58 MT CO2

City Council District	Agency	Site	Address	Borough	Environmental Justice Area*	Solar-Readiness Assessment**	Estimated Capacity***	Estimated Annual Production***	Estimated Annual Emissions Reduction
50	DOE	R054	1060 Willowbrook Rd	Staten Island		Yes	145.30 kW	159,830 kWh	46 MT CO2
50	DPR	Greenbelt Conservancy Headquarters	200 Nevada Ave	Staten Island			0.00 kW	0 kWh	0 MT CO2
50	DPR	Greenbelt Native Plant Center	3808 Victory Blvd	Staten Island			40.60 kW	44,660 kWh	13 MT CO2
50	DPR	Ocean Breeze Indoor Athletic Facility	625 Father Capodanno Blvd	Staten Island	EJA		615.20 kW	676,720 kWh	196 MT CO2
51	DOE	R036	255 Ionia Ave	Staten Island		Yes	285.00 kW	313,500 kWh	91 MT CO2
51	DSNY	Staten Island 2 District Garage	2500 Richmond Ave	Staten Island		Yes	398.80 kW	438,680 kWh	127 MT CO2

ROOF ASSESSMENT FINDINGS

City Council District	2020 Solar-Ready Status	Agency	Site	Address	Borough	Environmental Justice Area**	Total Gross Square Footage	Roof Condition	Roof Age	Solar-Readiness Assessment***	Other Sustainability Projects****
0	Not Solar-Ready	DEP	BWS Croton Lake Gatehouse	1100 Croton Dam Rd	Upstate		50,000 GSF	Poor	Unknown		
0	Not Solar-Ready	DEP	BWS Hudson River Pumping Station/Chelsea Pumping Station	199 River Rd North	Upstate		10,100 GSF	Between Good and Fair	15 to 19 years		
0	Not Solar-Ready	DEP	BWS Kensico Lab (Columbus Avenue Lab)	19 West Lake Dr	Upstate		10,200 GSF	Between Good and Fair	> 20 years		
0	Not Solar-Ready	DEP	BWS Rondout Effluent Chamber	Merriman Rte 55 (2000 State Route 55)	Upstate		35,540 GSF	Fair	> 20 years		
0	Not Solar-Ready	DEP	Downsville Garage	20 NYC Hwy 30A	Upstate		12,000 GSF	Between Good and Fair	> 20 years		

City Council District	2020 Solar-Ready Status	Agency	Site	Address	Borough	Environmental Justice Area**	Total Gross Square Footage	Roof Condition	Roof Age	Solar-Readiness Assessment***	Other Sustainability Projects****
0	Not Solar-Ready	DEP	Filtration	41158 State Hwy 28	Upstate		18,894 GSF	Good	> 20 years		
0	Not Solar-Ready	DEP	Filtration	7870 State Rte 42	Upstate		12,972 GSF	Good	> 20 years		
0	Not Solar-Ready	DEP	Filtration	8811 State Rte 28	Upstate		12,407 GSF	Poor	> 20 years		
0	Not Solar-Ready	DEP	Gilboa Operations Office	370 State Rt 990V	Upstate		12,000 GSF	Good	15 to 19 years		
0	Not Solar-Ready	DEP	Grahamsville Operations Office	7870 State Route 42	Upstate		17,000 GSF	Good	10 to 14 years		Existing Cool Roof
0	Not Solar-Ready	DEP	Grahamsville Operations Office (Maintenance Building)	7870 State Rte 42	Upstate		13,800 GSF	Between Good and Fair	> 20 years		
0	Not Solar-Ready	DEP	Grand Gorge WWTP	570 Van Aken Rd	Upstate		62,060 GSF	Fair	> 20 years		

City Council District	2020 Solar-Ready Status	Agency	Site	Address	Borough	Environmental Justice Area**	Total Gross Square Footage	Roof Condition	Roof Age	Solar-Readiness Assessment***	Other Sustainability Projects****
0	Not Solar-Ready	DEP	Hillview Reservoir	100 Central Park Ave	Upstate		28,000 GSF	Good	> 20 years		
0	Not Solar-Ready	DEP	Kingston Office	71 Smith Ave	Upstate		98,400 GSF	Good	10 to 14 years		
0	Not Solar-Ready	DEP	Kingston Police Academy	144 Flatbush Ave	Upstate		15,600 GSF	Between Good and Fair	> 20 years		
0	Not Solar-Ready	DEP	RBC	8811 State Rte 28	Upstate		13,632 GSF	Poor	> 20 years		
0	Not Solar-Ready	DEP	Solids	8811 State Rte 28	Upstate		14,070 GSF	Good	> 20 years		
0	Not Solar-Ready	DEP	Tannersville WWTP	130 Allen Rd	Upstate		62,060 GSF	Poor	> 20 years		
1	Not Solar-Ready	ACS	ACS Administrative Site	72 Ann St	Manhattan		436,836 GSF	Unknown	> 20 years		

City Council District	2020 Solar-Ready Status	Agency	Site	Address	Borough	Environmental Justice Area**	Total Gross Square Footage	Roof Condition	Roof Age	Solar-Readiness Assessment***	Other Sustainability Projects****
1	Not Solar-Ready	ACS	Chinese Community Concern Parents	180 Mott St	Manhattan		13,625 GSF	Fair	15 to 19 years		
1	Solar-Ready	CUNY	Fiterman Hall	245 Greenwich St	Manhattan		357,774 GSF	Good	5 to 9 years		Existing Green Roof
1	Not Solar-Ready	DCAS	115 Chrystie Street Office Building	115 Chrystie St	Manhattan	EJA	55,000 GSF	Fair	> 20 years		
1	Not Solar-Ready	DCAS	125 Walker St	125 Walker St	Manhattan	EJA	99,270 GSF	Unknown	Unknown		
1	Not Solar-Ready	DCAS	City Planning Building	22 Reade St	Manhattan		99,000 GSF	Poor	15 to 19 years		
1	Solar-Ready	DCAS	Court Square Building	2 Lafayette St	Manhattan		363,309 GSF	Good	2 to 4 years		
1	Not Solar-Ready	DCAS	Excelsior Building	137 Centre St	Manhattan		59,000 GSF	Fair	> 20 years		

City Council District	2020 Solar-Ready Status	Agency	Site	Address	Borough	Environmental Justice Area**	Total Gross Square Footage	Roof Condition	Roof Age	Solar-Readiness Assessment***	Other Sustainability Projects****
1	Not Solar-Ready	DCAS	Health Building	125 Worth St	Manhattan		406,109 GSF	Fair	15 to 19 years		
1	Not Solar-Ready	DCAS	Home Life Building (Space)	253 Broadway	Manhattan		272,616 GSF	Fair	> 20 years		
1	Not Solar-Ready	DCAS	Louis J. Lefkowitz Building	80 Centre St	Manhattan	EJA	472,500 GSF	Fair	15 to 19 years		
1	Not Solar-Ready	DCAS	Manhattan Civil Court	111 Centre St	Manhattan		462,260 GSF	Poor	15 to 19 years		
1	Not Solar-Ready	DCAS	Manhattan Criminal Court	100 Centre St	Manhattan	EJA	795,700 GSF	Fair	> 20 years		
1	Not Solar-Ready	DCAS	Manhattan Family Court	60 Lafayette St	Manhattan		481,000 GSF	Good	10 to 14 years		
1	Not Solar-Ready	DCAS	Manhattan Municipal Building	1 Centre St	Manhattan	EJA	1,070,800 GSF	Good	15 to 19 years		

City Council District	2020 Solar-Ready Status	Agency	Site	Address	Borough	Environmental Justice Area**	Total Gross Square Footage	Roof Condition	Roof Age	Solar-Readiness Assessment***	Other Sustainability Projects****
1	Not Solar-Ready	DCAS	Manhattan Supreme Court	60 Centre St	Manhattan	EJA	322,300 GSF	Poor	15 to 19 years		
1	Not Solar-Ready	DCAS	Manhattan Surrogate's Court	31 Chambers St	Manhattan		212,500 GSF	Fair	15 to 19 years		
1	Not Solar-Ready	DCAS	Sun Building	280 Broadway	Manhattan		242,062 GSF	Good	15 to 19 years		
1	Not Solar-Ready	DCAS	Tweed Courthouse	52 Chambers St	Manhattan		170,131 GSF	Fair	15 to 19 years		
1	Not Solar-Ready	DEP	BWSO Manhattan Repair Shop	30 Pike St	Manhattan	EJA	21,713 GSF	Fair	15 to 19 years		
1	Not Solar-Ready	DFTA	CPC Open Door Senior Center	168 Grand St	Manhattan	EJA	38,120 GSF	Good	Unknown		
1	Solar-Ready	DHS	Life Family Shelter	78 Catherine St	Manhattan	EJA	115,659 GSF	Good	5 to 9 years		

City Council District	2020 Solar-Ready Status	Agency	Site	Address	Borough	Environmental Justice Area**	Total Gross Square Footage	Roof Condition	Roof Age	Solar-Readiness Assessment***	Other Sustainability Projects****
1	Not Solar-Ready	DOC	Manhattan House Detention, North Tower	84 Baxter St	Manhattan	EJA	236,142 GSF	Between Fair and Poor	> 20 years		
1	Not Solar-Ready	DOC	Manhattan House Detention, South Tower	125 White St	Manhattan	EJA	514,000 GSF	Between Fair and Poor	> 20 years		
1	Not Solar-Ready	DOE	M001	8 Henry St	Manhattan	EJA	87,680 GSF	Between Good and Fair	> 20 years		
1	Not Solar-Ready	DOE	M002	122 Henry St	Manhattan	EJA	109,300 GSF	Fair	> 20 years		
1	Not Solar-Ready	DOE	M042	71 Hester St	Manhattan	EJA	74,080 GSF	Fair	> 20 years		
1	Not Solar-Ready	DOE	M056	220 Henry St	Manhattan	EJA	153,000 GSF	Fair	> 20 years		
1	Not Solar-Ready	DOE	M089	201 Warren St	Manhattan		114,125 GSF	Fair	> 20 years		

City Council District	2020 Solar-Ready Status	Agency	Site	Address	Borough	Environmental Justice Area**	Total Gross Square Footage	Roof Condition	Roof Age	Solar-Readiness Assessment***	Other Sustainability Projects****
1	Not Solar-Ready	DOE	M110	285 Delancey St	Manhattan		62,480 GSF	Fair	> 20 years		
1	Not Solar-Ready	DOE	M124	40 Division St	Manhattan	EJA	111,725 GSF	Fair	> 20 years		
1	Not Solar-Ready	DOE	M126	80 Catherine St	Manhattan	EJA	105,725 GSF	Poor	> 20 years		
1	Not Solar-Ready	DOE	M130	143 Baxter St	Manhattan	EJA	95,145 GSF	Fair	> 20 years		
1	Not Solar-Ready	DOE	M131	100 Hester St	Manhattan	EJA	180,000 GSF	Between Good and Fair	5 to 9 years		
1	Not Solar-Ready	DOE	M134	293 East Broadway	Manhattan	EJA	104,460 GSF	Between Good and Fair	10 to 14 years		
1	Not Solar-Ready	DOE	M140	123 Ridge St	Manhattan	EJA	99,481 GSF	Fair	> 20 years		

City Council District	2020 Solar-Ready Status	Agency	Site	Address	Borough	Environmental Justice Area**	Total Gross Square Footage	Roof Condition	Roof Age	Solar-Readiness Assessment***	Other Sustainability Projects****
1	Not Solar-Ready	DOE	M142	100 Attorney St	Manhattan	EJA	119,519 GSF	Poor	> 20 years		
1	Not Solar-Ready	DOE	M184	327 Cherry St	Manhattan	EJA	99,700 GSF	Fair	> 20 years		
1	Not Solar-Ready	DOE	M234	292 Greenwich St	Manhattan		84,903 GSF	Fair	> 20 years		
1	Not Solar-Ready	DOE	M445	350 Grand St	Manhattan	EJA	218,000 GSF	Fair	15 to 19 years	Yes	
1	Solar-Ready	DOE	M477	345 Chambers St	Manhattan		420,000 GSF	Between Good and Fair	5 to 9 years		
1	Not Solar-Ready	DOE	M510	198 Forsyth St	Manhattan	EJA	91,280 GSF	Fair	> 20 years		
1	Solar-Ready	DOE	M520	411 Pearl St	Manhattan	EJA	300,000 GSF	Between Good and Fair	5 to 9 years		

City Council District	2020 Solar-Ready Status	Agency	Site	Address	Borough	Environmental Justice Area**	Total Gross Square Footage	Roof Condition	Roof Age	Solar-Readiness Assessment***	Other Sustainability Projects****
1	Not Solar-Ready	DOE	M833	100 Trinity Pl	Manhattan		115,125 GSF	Between Fair and Poor	> 20 years		
1	Not Solar-Ready	DOT	Brooklyn Bridge Security Project Field Office	15 Frankfort St	Manhattan		Unknown	Unknown	Unknown		
1	Not Solar-Ready	DPR	Alfred E. Smith Recreation Center	86 Catherine St	Manhattan	EJA	13,000 GSF	Poor	> 20 years		
1	Not Solar-Ready	DPR	Battery Park - Garage	10 Battery Pl	Manhattan		17,739 GSF	Unknown	Unknown		
1	Not Solar-Ready	DSNY	Administrative Offices	44 Beaver St	Manhattan		97,596 GSF	Poor	Unknown		
1	Not Solar-Ready	DSNY	Manhattan 3 District Garage	280-284 South St	Manhattan	EJA	120,000 GSF	Between Good and Fair	> 20 years	Yes	
1	Not Solar-Ready	DSNY	Manhattan 3B Garage	80 Henry St	Manhattan	EJA	21,110 GSF	Poor	> 20 years		

City Council District	2020 Solar-Ready Status	Agency	Site	Address	Borough	Environmental Justice Area**	Total Gross Square Footage	Roof Condition	Roof Age	Solar-Readiness Assessment***	Other Sustainability Projects****
1	Not Solar-Ready	DSNY	Print Shop and Storage	134 Madison St	Manhattan	EJA	33,831 GSF	Poor	> 20 years		
1	Not Solar-Ready	FDNY	EMS 4	Pier 36	Manhattan	EJA	12,000 GSF	Poor	15 to 19 years		
1	Not Solar-Ready	FDNY	Engine Co. 33 & Ladder Co. 9	42 Great Jones St	Manhattan		12,649 GSF	Unknown	10 to 14 years		
1	Not Solar-Ready	FDNY	Engine Co. 7 at Ladder Co. 1, Batt. 1	100 Duane St	Manhattan		19,381 GSF	Unknown	10 to 14 years		
1	Not Solar-Ready	FDNY	Ladder Co. 20 and Medical and BFI Division	251 Lafayette St	Manhattan	EJA	28,866 GSF	Poor	10 to 14 years		
1	Not Solar-Ready	HHC	Gouverneur Health Care Services	227 Madison St	Manhattan	EJA	335,800 GSF	Poor	15 to 19 years		
1	Not Solar-Ready	HHC	Judson Health Center	34 Spring St	Manhattan	EJA	18,000 GSF	Poor	15 to 19 years		

City Council District	2020 Solar-Ready Status	Agency	Site	Address	Borough	Environmental Justice Area**	Total Gross Square Footage	Roof Condition	Roof Age	Solar-Readiness Assessment***	Other Sustainability Projects****
1	Not Solar-Ready	HRA	OCSS Borough Office (Space) (DCAS bldg)	115 Chrystie St	Manhattan	EJA	22,000 GSF	Unknown	Unknown		
1	Not Solar-Ready	NYPD	1st Precinct	16 Ericsson Pl	Manhattan		23,300 GSF	Fair	15 to 19 years		
1	Solar-Ready	NYPD	5th Precinct	19 Elizabeth St	Manhattan	EJA	32,989 GSF	Good	5 to 9 years		
1	Not Solar-Ready	NYPD	7th Precinct, Engine Co. 15 and Ladder Co. 18, Batt. 4	19 - 25 Pitt St	Manhattan	EJA	58,685 GSF	Unknown	> 20 years		
1	Not Solar-Ready	NYPD	Manhattan South Narcotics Unit	36 South St	Manhattan	EJA	100,000 GSF	Poor	10 to 14 years		
1	Solar-Ready	NYPD	NYPD Police Headquarters	1 Police Plz	Manhattan	EJA	1,000,518 GSF	Good	2 to 4 years		
1	Solar-Ready	NYPD	Police Museum	100 Old Slip	Manhattan		24,000 GSF	Good	2 to 4 years		

City Council District	2020 Solar-Ready Status	Agency	Site	Address	Borough	Environmental Justice Area**	Total Gross Square Footage	Roof Condition	Roof Age	Solar-Readiness Assessment***	Other Sustainability Projects****
1	Not Solar-Ready	NYPL	Battery Park City Branch	175 North End Ave	Manhattan		10,000 GSF	Unknown	Unknown		
1	Solar-Ready	NYPL	Chatham Square Branch Library	33 East Broadway	Manhattan	EJA	12,243 GSF	Fair	< 2 years		
1	Not Solar-Ready	NYPL	Seward Park Branch Library	192 East Broadway	Manhattan		19,681 GSF	Fair	> 20 years		
2	Not Solar-Ready	DCAS	Manhattan Appellate Court	27 Madison Ave	Manhattan	EJA	54,300 GSF	Fair	15 to 19 years		
2	Not Solar-Ready	DCLA	The Public Theater	425 Lafayette St	Manhattan		61,420 GSF	Good	Unknown		
2	Not Solar-Ready	DHS	George Daly House Residence	269 East 4th St	Manhattan	EJA	50,478 GSF	Good	< 2 years		
2	Solar-Ready	DHS	Kenton Hotel Shelter	333 Bowery	Manhattan	EJA	23,492 GSF	Good	5 to 9 years		

City Council District	2020 Solar-Ready Status	Agency	Site	Address	Borough	Environmental Justice Area**	Total Gross Square Footage	Roof Condition	Roof Age	Solar-Readiness Assessment***	Other Sustainability Projects****
2	Solar-Ready	DHS	Manhattan Bowery Shelter	8 East 3rd St	Manhattan	EJA	55,000 GSF	Good	5 to 9 years		
2	Not Solar-Ready	DHS	Shelter	282 East 3rd St	Manhattan		23,530 GSF	Unknown	Unknown		
2	Not Solar-Ready	DHS	Sirovich Senior SRO	331-37 East 12 St	Manhattan		63,335 GSF	Unknown	Unknown		
2	Not Solar-Ready	DOE	M015	333 East 4 St	Manhattan	EJA	60,000 GSF	Between Good and Fair	10 to 14 years		
2	Not Solar-Ready	DOE	M019	185 1st Ave	Manhattan		84,125 GSF	Poor	> 20 years		
2	Not Solar-Ready	DOE	M034	730 East 12 St	Manhattan	EJA	66,080 GSF	Fair	> 20 years		
2	Not Solar-Ready	DOE	M040	319 East 19 St	Manhattan		114,125 GSF	Between Good and Fair	10 to 14 years		

City Council District	2020 Solar-Ready Status	Agency	Site	Address	Borough	Environmental Justice Area**	Total Gross Square Footage	Roof Condition	Roof Age	Solar-Readiness Assessment***	Other Sustainability Projects****
2	Not Solar-Ready	DOE	M047	223 East 23 St	Manhattan		141,660 GSF	Fair	> 20 years		
2	Solar-Ready	DOE	M060	420 East 12 St	Manhattan		120,000 GSF	Between Good and Fair	2 to 4 years		
2	Not Solar-Ready	DOE	M061	610 East 12 St	Manhattan	EJA	90,080 GSF	Fair	> 20 years		
2	Not Solar-Ready	DOE	M063	121 East 3 St	Manhattan		85,000 GSF	Between Good and Fair	2 to 4 years		
2	Not Solar-Ready	DOE	M097	525 East Houston St	Manhattan	EJA	85,300 GSF	Fair	> 20 years		
2	Not Solar-Ready	DOE	M104	330 East 21 St	Manhattan		146,575 GSF	Poor	> 20 years		
2	Not Solar-Ready	DOE	M116	210 East 33 St	Manhattan	EJA	62,000 GSF	Between Fair and Poor	15 to 19 years		

City Council District	2020 Solar-Ready Status	Agency	Site	Address	Borough	Environmental Justice Area**	Total Gross Square Footage	Roof Condition	Roof Age	Solar-Readiness Assessment***	Other Sustainability Projects****
2	Not Solar-Ready	DOE	M188	442 East Houston St	Manhattan	EJA	135,000 GSF	Poor	Unknown		
2	Not Solar-Ready	DOE	M460	40 Irving Pl	Manhattan		450,200 GSF	Under Construction	Under Construction		
2	Not Solar-Ready	DOE	M475	345 E. 15 St	Manhattan		218,562 GSF	Poor	> 20 years		
2	Not Solar-Ready	DOE	M620	111 E. 33 St	Manhattan	EJA	314,952 GSF	Between Fair and Poor	> 20 years		
2	Not Solar-Ready	DOE	M660	127 E. 22 St	Manhattan		81,560 GSF	Fair	> 20 years		
2	Not Solar-Ready	DOE	M661	240 2nd Ave	Manhattan		55,260 GSF	Fair	10 to 14 years		
2	Not Solar-Ready	DOE	M751	113 E 4th St	Manhattan		49,260 GSF	Fair	> 20 years		

City Council District	2020 Solar-Ready Status	Agency	Site	Address	Borough	Environmental Justice Area**	Total Gross Square Footage	Roof Condition	Roof Age	Solar-Readiness Assessment***	Other Sustainability Projects****
2	Solar-Ready	DOE	M844	400 1st Ave	Manhattan		68,400 GSF	Between Good and Fair	5 to 9 years		
2	Not Solar-Ready	DOHMH	Public Health Laboratory	455 1st Ave	Manhattan	EJA	324,505 GSF	Poor	15 to 19 years		
2	Not Solar-Ready	DPR	Hamilton Fish Recreation Center	128 Pitt St	Manhattan	EJA	12,900 GSF	Poor	> 20 years		
2	Not Solar-Ready	HHC	Roberto Clemente Clinic	538 East 13th St	Manhattan	EJA	11,000 GSF	Poor	10 to 14 years		
2	Not Solar-Ready	NYPD	13th Precinct	230 East 21st St	Manhattan		313,625 GSF	Good	10 to 14 years		
2	Not Solar-Ready	NYPD	350 2nd Ave - NYPD (Space)	350 2nd Ave	Manhattan		177,800 GSF	Unknown	Unknown		
2	Not Solar-Ready	NYPD	9th Precinct	321 East 5th St	Manhattan		42,235 GSF	Between Fair and Poor	5 to 9 years		

City Council District	2020 Solar-Ready Status	Agency	Site	Address	Borough	Environmental Justice Area**	Total Gross Square Footage	Roof Condition	Roof Age	Solar-Readiness Assessment***	Other Sustainability Projects****
2	Not Solar-Ready	NYPD	Police Service Area 4	130 Avenue C	Manhattan		49,770 GSF	Between Good and Fair	Unknown		
2	Not Solar-Ready	NYPD	Property Clerk and Youth Aid	34 East 12th St	Manhattan		41,490 GSF	Poor	Unknown		
2	Not Solar-Ready	NYPL	Epiphany Branch Library	228 East 23rd St	Manhattan		16,218 GSF	Fair	15 to 19 years		
2	Not Solar-Ready	NYPL	Tompkins Square Branch Library	331 East 10th St	Manhattan		14,703 GSF	Fair	15 to 19 years		
3	Not Solar-Ready	DCAS	641 Washington St	641 Washington St	Manhattan		553,000 GSF	Unknown	Unknown		
3	Not Solar-Ready	DCAS	Midtown Community Court	314 West 54th St	Manhattan		39,150 GSF	Between Good and Fair	10 to 14 years		
3	Not Solar-Ready	DOE	M003	490 Hudson St	Manhattan		121,280 GSF	Fair	> 20 years		

City Council District	2020 Solar-Ready Status	Agency	Site	Address	Borough	Environmental Justice Area**	Total Gross Square Footage	Roof Condition	Roof Age	Solar-Readiness Assessment***	Other Sustainability Projects****
3	Not Solar-Ready	DOE	M011	320 West 21 St	Manhattan		96,000 GSF	Between Good and Fair	> 20 years		
3	Not Solar-Ready	DOE	M017	328 West 48 St	Manhattan		121,300 GSF	Fair	10 to 14 years		
3	Not Solar-Ready	DOE	M033	281 9th Ave	Manhattan	EJA	83,100 GSF	Between Good and Fair	10 to 14 years		
3	Solar-Ready	DOE	M035 (M058)	317 West 52 St	Manhattan		67,200 GSF	Good	2 to 4 years		
3	Not Solar-Ready	DOE	M041	116 West 11 St	Manhattan		97,300 GSF	Fair	> 20 years		
3	Not Solar-Ready	DOE	M051	520 W. 44 St	Manhattan		108,597 GSF	Poor	Unknown		
3	Not Solar-Ready	DOE	M111	440 West 53 St	Manhattan	EJA	108,080 GSF	Poor	> 20 years		

City Council District	2020 Solar-Ready Status	Agency	Site	Address	Borough	Environmental Justice Area**	Total Gross Square Footage	Roof Condition	Roof Age	Solar-Readiness Assessment***	Other Sustainability Projects****
3	Not Solar-Ready	DOE	M440	351 West 18 St	Manhattan		265,000 GSF	Poor	> 20 years		
3	Not Solar-Ready	DOE	M451	250 West 18 St	Manhattan	EJA	48,953 GSF	Between Fair and Poor	> 20 years		
3	Not Solar-Ready	DOE	M535	525 W. 50 St	Manhattan		517,274 GSF	Fair	> 20 years		
3	Not Solar-Ready	DOE	M600	225 W. 24 St	Manhattan		288,000 GSF	Fair	10 to 14 years		
3	Not Solar-Ready	DOE	M615	131 Avenue of Americas	Manhattan		119,645 GSF	Fair	10 to 14 years		
3	Not Solar-Ready	DOE	M641	16 Clarkson St	Manhattan		109,000 GSF	Between Good and Fair	10 to 14 years	Yes	
3	Not Solar-Ready	DOE	M834	448 West 56 St	Manhattan		73,500 GSF	Poor	15 to 19 years		

City Council District	2020 Solar-Ready Status	Agency	Site	Address	Borough	Environmental Justice Area**	Total Gross Square Footage	Roof Condition	Roof Age	Solar-Readiness Assessment***	Other Sustainability Projects****
3	Not Solar-Ready	DOE	M933	425 West 33rd St	Manhattan		164,790 GSF	Fair	> 20 years		
3	Not Solar-Ready	DOHMH	Chelsea Health Center	303 9th Ave	Manhattan	EJA	27,985 GSF	Unknown	10 to 14 years		
3	Not Solar-Ready	DPR	Chelsea Recreation Center	430 West 25th St	Manhattan		54,000 GSF	Between Good and Fair	5 to 9 years		Existing Green Roof, Planned Green Roof
3	Solar-Ready	DPR	High Line Maintenance and Operations Building	820 Washington St	Manhattan		24,641 GSF	Fair	2 to 4 years		Existing Green Roof
3	Solar-Ready	DPR	Tony Dapolito Recreation Center	3 Clarkson St	Manhattan		27,440 GSF	Between Good and Fair	5 to 9 years		Planned Green Roof, Existing Cool Roof
3	Not Solar-Ready	DSNY	Manhattan Borough Repair Shop	640 West 26th St	Manhattan		205,000 GSF	Poor	> 20 years		

City Council District	2020 Solar-Ready Status	Agency	Site	Address	Borough	Environmental Justice Area**	Total Gross Square Footage	Roof Condition	Roof Age	Solar-Readiness Assessment***	Other Sustainability Projects****
3	Solar-Ready	DSNY	Manhattan Community Districts 1, 2 and 5	353 Spring St	Manhattan		388,255 GSF	Good	2 to 4 years		Existing Green Roof
3	Not Solar-Ready	FDNY	Engine Co. 1 and Ladder Co. 24	142 West 31st St	Manhattan		11,326 GSF	Unknown	> 20 years		
3	Not Solar-Ready	FDNY	Engine Co. 3 at Ladder Co. 12, Batt. 7	146 West 19th St	Manhattan		17,586 GSF	Unknown	10 to 14 years		
3	Not Solar-Ready	FDNY	FDNY Museum	278 Spring St	Manhattan		14,901 GSF	Fair	15 to 19 years		
3	Not Solar-Ready	FDNY	Marine Co. 1	2 Bloomfield St	Manhattan		Unknown	Good	Unknown		
3	Not Solar-Ready	FIT	Alumni Hall	210 West 27th St	Manhattan		149,614 GSF	Poor	15 to 19 years		
3	Solar-Ready	FIT	Bldg A, The David Dubinsky Student Center	340 8th Ave	Manhattan		271,840 GSF	Good	2 to 4 years		

City Council District	2020 Solar-Ready Status	Agency	Site	Address	Borough	Environmental Justice Area**	Total Gross Square Footage	Roof Condition	Roof Age	Solar-Readiness Assessment***	Other Sustainability Projects****
3	Not Solar-Ready	FIT	Bldg B, Business and Liberal Arts Center	227 West 27th St	Manhattan		197,000 GSF	Poor	> 20 years		
3	Not Solar-Ready	FIT	Bldg C, Marvin Feldman Center	207 West 27th St	Manhattan		316,300 GSF	Poor	> 20 years		
3	Not Solar-Ready	FIT	Bldg D, Fred P. Pomerantz Art and Design Center	300 7th Ave	Manhattan		233,167 GSF	Poor	> 20 years		
3	Solar-Ready	FIT	Bldg E, Shirley Goodman Resource Center	200 West 27th St	Manhattan		157,540 GSF	Good	2 to 4 years		
3	Not Solar-Ready	FIT	Coed Hall	230 West 27th St	Manhattan		13,183 GSF	Fair	15 to 19 years		
3	Solar-Ready	FIT	Kaufman Hall Dormitory (FIT)	406 West 31st St	Manhattan		324,885 GSF	Good	5 to 9 years		
3	Not Solar-Ready	FIT	Nagler Hall	220 West 27th St	Manhattan		65,240 GSF	Fair	15 to 19 years		

City Council District	2020 Solar-Ready Status	Agency	Site	Address	Borough	Environmental Justice Area**	Total Gross Square Footage	Roof Condition	Roof Age	Solar-Readiness Assessment***	Other Sustainability Projects****
3	Not Solar-Ready	FIT	SUNY Fashion Institute of Technology (FIT)	227 West 27th St	Manhattan		110,000 GSF	Unknown	Unknown		
3	Not Solar-Ready	NYPD	10th Precinct	230 West 20th St	Manhattan		20,110 GSF	Poor	> 20 years		
3	Not Solar-Ready	NYPD	14th Precinct (Midtown South)	357 West 35th St	Manhattan		40,107 GSF	Fair	15 to 19 years		
3	Not Solar-Ready	NYPD	18th Precinct (Midtown North)	306 West 54th St	Manhattan		30,000 GSF	Poor	10 to 14 years		
3	Not Solar-Ready	NYPD	20th Precinct	120 West 82nd St	Manhattan	EJA	28,000 GSF	Unknown	> 20 years		
3	Not Solar-Ready	NYPD	6th Precinct	233 West 10th St	Manhattan		30,489 GSF	Poor	10 to 14 years		
3	Not Solar-Ready	NYPD	Parking Enforcement Division	134 West 30th St	Manhattan		36,702 GSF	Between Good and Fair	10 to 14 years		

City Council District	2020 Solar-Ready Status	Agency	Site	Address	Borough	Environmental Justice Area**	Total Gross Square Footage	Roof Condition	Roof Age	Solar-Readiness Assessment***	Other Sustainability Projects****
3	Not Solar-Ready	NYPD	Pier 76 Tow Pound	1 Pier 76	Manhattan		393,040 GSF	Poor	> 20 years		
3	Not Solar-Ready	NYPD	Pier 76 Tow Pound	1 Pier 76	Manhattan		393,040 GSF	Poor	> 20 years		
3	Not Solar-Ready	NYPL	Columbus Branch Library	742 10th Ave	Manhattan		11,554 GSF	Poor	15 to 19 years		
3	Not Solar-Ready	NYPL	Hudson Park Branch Library	66 Leroy St	Manhattan		17,565 GSF	Unknown	15 to 19 years		
3	Not Solar-Ready	NYPL	Jefferson Market Branch Library	425 6th Ave	Manhattan		20,735 GSF	Between Fair and Poor	> 20 years		
3	Solar-Ready	NYPL	Muhlenberg Branch Library	209 West 23rd St	Manhattan	EJA	12,953 GSF	Fair	< 2 years		
4	Solar-Ready	DCLA	Carnegie Hall	881 7th Ave	Manhattan		304,000 GSF	Good	5 to 9 years		Existing Green Roof

City Council District	2020 Solar-Ready Status	Agency	Site	Address	Borough	Environmental Justice Area**	Total Gross Square Footage	Roof Condition	Roof Age	Solar-Readiness Assessment***	Other Sustainability Projects****
4	Not Solar-Ready	DCLA	Metropolitan Museum of Art Offices	6 East 82nd St	Manhattan		13,457 GSF	Between Fair and Poor	> 20 years		
4	Solar-Ready	DCLA	New York City Center	131 W 55 St	Manhattan		177,000 GSF	Good	5 to 9 years		
4	Not Solar-Ready	DEP	Shaft 18 Main Building	1250 Broadway	Manhattan	EJA	24,000 GSF	Unknown	> 20 years		
4	Not Solar-Ready	DHS	Bellevue Men's Shelter	400 East 30th St	Manhattan	EJA	480,000 GSF	Fair	> 20 years		
4	Not Solar-Ready	DHS	New Providence SRO (Single Room Occupancy) Residence	225 East 45th St	Manhattan		32,221 GSF	Unknown	Unknown		
4	Not Solar-Ready	DOE	M169	110 East 88 St	Manhattan		74,480 GSF	Fair	> 20 years		
4	Not Solar-Ready	DOE	M486	120 W.46 St	Manhattan	EJA	62,180 GSF	Fair	> 20 years		

City Council District	2020 Solar-Ready Status	Agency	Site	Address	Borough	Environmental Justice Area**	Total Gross Square Footage	Roof Condition	Roof Age	Solar-Readiness Assessment***	Other Sustainability Projects****
4	Solar-Ready	DOE	M488	231-249 E 56 St	Manhattan		312,000 GSF	Good	5 to 9 years		
4	Not Solar-Ready	DOE	M630	1075 Second Ave	Manhattan		632,828 GSF	Fair	> 20 years		
4	Not Solar-Ready	DPR	Asser Levy Recreation Center and Pool	East 23rd St at FDR Dr	Manhattan	EJA	19,806 GSF	Fair	> 20 years		Planned Green Roof
4	Not Solar-Ready	DPR	Delacorte Theatre	West Dr at 79th St Transverse	Manhattan	EJA	16,962 GSF	Fair	Unknown		
4	Solar-Ready	DPR	Recreation Center 54	348 East 54th St	Manhattan		21,920 GSF	Between Good and Fair	< 2 years		Planned Green Roof, Existing Cool Roof
4	Not Solar-Ready	FDNY	Engine Co. 39, Ladder Co. 16	157 East 67th St	Manhattan		12,960 GSF	Unknown	10 to 14 years		

City Council District	2020 Solar-Ready Status	Agency	Site	Address	Borough	Environmental Justice Area**	Total Gross Square Footage	Roof Condition	Roof Age	Solar-Readiness Assessment***	Other Sustainability Projects****
4	Not Solar-Ready	FDNY	Engine Co. 39, Ladder Co. 16 and 19th Precinct Campus	158 East 67th St	Manhattan		37,286 GSF	Unknown	Unknown		
4	Not Solar-Ready	HHC	Ambulatory Care Building	462 1st Ave	Manhattan	EJA	192,559 GSF	Poor	10 to 14 years		
4	Not Solar-Ready	NYPD	19th Precinct	153 East 67th St	Manhattan		24,326 GSF	Between Fair and Poor	5 to 9 years		
4	Solar-Ready	NYPL	96th Street Branch Library	112 East 96th St	Manhattan		13,615 GSF	Fair	< 2 years		
4	Solar-Ready	NYPL	Central Library - Stephen A. Schwartzman Building	476 5th Ave	Manhattan		661,428 GSF	Good	2 to 4 years		
4	Not Solar-Ready	NYPL	Mid-Manhattan Library	455 5th Ave	Manhattan		146,157 GSF	Good	10 to 14 years		
4	Not Solar-Ready	NYPL	Yorkville Branch Library	222 East 79th St	Manhattan		13,112 GSF	Fair	> 20 years		

City Council District	2020 Solar-Ready Status	Agency	Site	Address	Borough	Environmental Justice Area**	Total Gross Square Footage	Roof Condition	Roof Age	Solar-Readiness Assessment***	Other Sustainability Projects****
4	Not Solar-Ready	OCME	Chief Medical Examiners Building	520 1st Ave	Manhattan	EJA	90,456 GSF	Poor	> 20 years		
4	Not Solar-Ready	OCME	OCME Center for Forensic Sciences	421 East 26th St	Manhattan	EJA	330,000 GSF	Good	10 to 14 years		
5	Solar-Ready	DCLA	Metropolitan Museum of Art Storage	438-440 East 91st St	Manhattan		27,323 GSF	Good	5 to 9 years		
5	Not Solar-Ready	DOE	M066	421 East 88 St	Manhattan		69,680 GSF	Fair	> 20 years		
5	Solar-Ready	DOE	M114	331 East 91st St	Manhattan		48,000 GSF	Between Good and Fair	10 to 14 years		
5	Not Solar-Ready	DOE	M151	1763 1st Ave	Manhattan		78,595 GSF	Between Good and Fair	10 to 14 years		
5	Solar-Ready	DOE	M183	419 East 66 St	Manhattan		58,800 GSF	Good	< 2 years		

City Council District	2020 Solar-Ready Status	Agency	Site	Address	Borough	Environmental Justice Area**	Total Gross Square Footage	Roof Condition	Roof Age	Solar-Readiness Assessment***	Other Sustainability Projects****
5	Not Solar-Ready	DOE	M190	311 East 82 St	Manhattan		50,700 GSF	Fair	> 20 years		
5	Not Solar-Ready	DOE	M198	1700 3rd Ave	Manhattan		109,325 GSF	Between Fair and Poor	> 20 years		
5	Solar-Ready	DOE	M271	645 Main St	Manhattan		106,000 GSF	Between Good and Fair	5 to 9 years		
5	Not Solar-Ready	DOE	M480	317 E. 67 St	Manhattan		361,820 GSF	Poor	> 20 years		
5	Not Solar-Ready	DOE	M645	320 East 96 St	Manhattan		94,000 GSF	Good	5 to 9 years		
5	Not Solar-Ready	DOT	Queensborough Bridge Ramp	1120-1138 2nd Ave	Manhattan		52,100 GSF	Unknown	Unknown		
5	Not Solar-Ready	DPR	Asphalt Green Recreation Facility	1750 York Ave	Manhattan		56,000 GSF	Fair	> 20 years		

City Council District	2020 Solar-Ready Status	Agency	Site	Address	Borough	Environmental Justice Area**	Total Gross Square Footage	Roof Condition	Roof Age	Solar-Readiness Assessment***	Other Sustainability Projects****
5	Not Solar-Ready	DPR	Gracie Mansion	97 East End Ave	Manhattan		15,000 GSF	Fair	15 to 19 years		
5	Not Solar-Ready	DPR	John Jay Park, Pool and Comfort Station	East 76th St at FDR Dr	Manhattan		10,800 GSF	Poor	> 20 years		
5	Not Solar-Ready	NYPL	67th Street Branch Library	328 East 67th St	Manhattan		13,788 GSF	Poor	15 to 19 years		
5	Not Solar-Ready	NYPL	Webster Branch Library	1465 York Ave	Manhattan		11,801 GSF	Fair	> 20 years		
6	Not Solar-Ready	DCLA	American Museum of Natural History	200 Central Park West	Manhattan		1,600,000 GSF	Between Good and Fair	> 20 years	Yes	
6	Not Solar-Ready	DCLA	Metropolitan Museum of Art	1000 5th Ave	Manhattan	EJA	2,153,282 GSF	Good	> 20 years		
6	Not Solar-Ready	DOE	M009	100 West 84 St	Manhattan		105,725 GSF	Fair	> 20 years		

City Council District	2020 Solar-Ready Status	Agency	Site	Address	Borough	Environmental Justice Area**	Total Gross Square Footage	Roof Condition	Roof Age	Solar-Readiness Assessment***	Other Sustainability Projects****
6	Not Solar-Ready	DOE	M044	100 West 77 St	Manhattan		143,000 GSF	Fair	> 20 years		
6	Not Solar-Ready	DOE	M075	735 West End Ave	Manhattan		92,000 GSF	Between Good and Fair	10 to 14 years		
6	Not Solar-Ready	DOE	M084	32 West 92 St	Manhattan		104,525 GSF	Fair	10 to 14 years		
6	Not Solar-Ready	DOE	M087	160 West 78 St	Manhattan		89,000 GSF	Poor	> 20 years		
6	Not Solar-Ready	DOE	M118	154 West 93 St	Manhattan		168,175 GSF	Under Construction	Under Construction		
6	Not Solar-Ready	DOE	M166	132 West 89 St	Manhattan		75,000 GSF	Between Good and Fair	10 to 14 years		
6	Solar-Ready	DOE	M191	210 West 61 St	Manhattan		75,000 GSF	Between Good and Fair	5 to 9 years		

City Council District	2020 Solar-Ready Status	Agency	Site	Address	Borough	Environmental Justice Area**	Total Gross Square Footage	Roof Condition	Roof Age	Solar-Readiness Assessment***	Other Sustainability Projects****
6	Not Solar-Ready	DOE	M199	270 West 70 St	Manhattan		105,700 GSF	Between Good and Fair	10 to 14 years		
6	Solar-Ready	DOE	M485	100 Amsterdam Ave	Manhattan	EJA	388,000 GSF	Good	5 to 9 years		
6	Not Solar-Ready	DOE	M490	122 Amsterdam Ave	Manhattan	EJA	399,000 GSF	Poor	> 20 years	Yes	
6	Not Solar-Ready	DOE	M841	466 West End Ave	Manhattan		64,880 GSF	Fair	> 20 years		
6	Solar-Ready	DPR	Arsenal Building	830 5th Ave	Manhattan	EJA	39,904 GSF	Fair	2 to 4 years		Existing Green Roof
6	Not Solar-Ready	DPR	Central Park Lasker Rink and Pool	Central Park East Dr	Manhattan	EJA	11,000 GSF	Poor	> 20 years		
6	Not Solar-Ready	DPR	CPC 79th St Maintenance Yard	West 79th St Transverse	Manhattan	EJA	11,000 GSF	Poor	> 20 years		

City Council District	2020 Solar-Ready Status	Agency	Site	Address	Borough	Environmental Justice Area**	Total Gross Square Footage	Roof Condition	Roof Age	Solar-Readiness Assessment***	Other Sustainability Projects****
6	Not Solar-Ready	DPR	Gertrude Ederle Recreation Center	232 West 60th St	Manhattan		20,000 GSF	Fair	> 20 years		Planned Green Roof
6	Not Solar-Ready	DPR	Manhattan Parks Shop and Garage	Mid Central Park at West 86th Transverse Rd	Manhattan	EJA	20,000 GSF	Fair	> 20 years		
6	Not Solar-Ready	DPR	North Meadow Recreation Center	Mid Central Park at 97th St Transverse	Manhattan	EJA	13,000 GSF	Poor	> 20 years		
6	Not Solar-Ready	DPR	Tavern on the Green	65th St at Central Park West	Manhattan	EJA	14,436 GSF	Fair	> 20 years		
6	Not Solar-Ready	DPR	Wollman Rink	Mid Central Park at 65th St	Manhattan	EJA	10,800 GSF	Poor	15 to 19 years		
6	Solar-Ready	DSNY	Manhattan 4, 4A, 7 District Garage; Salt	650 West 57th St	Manhattan		247,669 GSF	Good	2 to 4 years	Yes	
6	Not Solar-Ready	DSNY	West 59th Street MTS	12th Ave at West 59th St	Manhattan		109,000 GSF	Unknown	Unknown		

City Council District	2020 Solar-Ready Status	Agency	Site	Address	Borough	Environmental Justice Area**	Total Gross Square Footage	Roof Condition	Roof Age	Solar-Readiness Assessment***	Other Sustainability Projects****
6	Not Solar-Ready	FDNY	Ladder Co. 25 and Division 3	205 West 77th St	Manhattan		13,300 GSF	Unknown	15 to 19 years		
6	Not Solar-Ready	FDNY	Manhattan Central Office	79th St Transverse Rd	Manhattan	EJA	13,465 GSF	Unknown	> 20 years		
6	Solar-Ready	NYPD	22nd Precinct	190 86th St Transverse Rd	Manhattan	EJA	21,700 GSF	Good	5 to 9 years		
6	Not Solar-Ready	NYPL	St. Agnes Branch Library	444 Amsterdam Ave	Manhattan		17,792 GSF	Fair	10 to 14 years		
6	Not Solar-Ready	NYPL	The Library for the Performing Arts	40 Lincoln Center Plz	Manhattan		138,384 GSF	Between Good and Fair	15 to 19 years		
7	Not Solar-Ready	DHS	Regent Hotel Shelter	2720 Broadway	Manhattan		102,275 GSF	Poor	> 20 years		
7	Solar-Ready	DOE	M004	500 West 160 St	Manhattan	EJA	70,000 GSF	Between Good and Fair	2 to 4 years		

City Council District	2020 Solar-Ready Status	Agency	Site	Address	Borough	Environmental Justice Area**	Total Gross Square Footage	Roof Condition	Roof Age	Solar-Readiness Assessment***	Other Sustainability Projects****
7	Solar-Ready	DOE	M036	123 Morningside Dr	Manhattan	EJA	71,000 GSF	Fair	5 to 9 years		
7	Not Solar-Ready	DOE	M043	509 West 129 St	Manhattan	EJA	136,000 GSF	Under Construction	Under Construction		
7	Not Solar-Ready	DOE	M054	103 West 107 St	Manhattan	EJA	136,800 GSF	Fair	> 20 years		
7	Not Solar-Ready	DOE	M093	501-503 West 152 St	Manhattan	EJA	80,600 GSF	Good	10 to 14 years		
7	Not Solar-Ready	DOE	M125	425 West 123 St	Manhattan	EJA	160,925 GSF	Between Fair and Poor	> 20 years		
7	Not Solar-Ready	DOE	M145	150 West 105 St	Manhattan	EJA	78,000 GSF	Fair	10 to 14 years	Yes	
7	Not Solar-Ready	DOE	M153	1750 Amsterdam Ave	Manhattan	EJA	162,125 GSF	Fair	10 to 14 years		

City Council District	2020 Solar-Ready Status	Agency	Site	Address	Borough	Environmental Justice Area**	Total Gross Square Footage	Roof Condition	Roof Age	Solar-Readiness Assessment***	Other Sustainability Projects****
7	Not Solar-Ready	DOE	M163	163 West 97 St	Manhattan		82,801 GSF	Fair	> 20 years		
7	Not Solar-Ready	DOE	M165	234 West 109 St	Manhattan	EJA	144,125 GSF	Between Fair and Poor	> 20 years		
7	Not Solar-Ready	DOE	M192	500 West 138 St	Manhattan	EJA	118,788 GSF	Fair	> 20 years		
7	Not Solar-Ready	DOE	M195	625 West 133 St	Manhattan	EJA	186,000 GSF	Poor	> 20 years		
7	Not Solar-Ready	DOE	M506	140 West 102nd St	Manhattan	EJA	102,100 GSF	Between Fair and Poor	> 20 years		
7	Not Solar-Ready	DOHMH	Manhattanville Health Center	21 Old Broadway	Manhattan	EJA	17,000 GSF	Unknown	10 to 14 years		
7	Not Solar-Ready	DOHMH	Riverside Health Center	160 West 100th St	Manhattan		43,877 GSF	Poor	5 to 9 years		

City Council District	2020 Solar-Ready Status	Agency	Site	Address	Borough	Environmental Justice Area**	Total Gross Square Footage	Roof Condition	Roof Age	Solar-Readiness Assessment***	Other Sustainability Projects****
7	Not Solar-Ready	DOT	West Side Highway Bents South Storage Yard	672 West 158th St	Manhattan	EJA	61,000 GSF	Unknown	Unknown		
7	Not Solar-Ready	FDNY	Engine Co. 37 and Ladder Co. 40	415 West 125th St	Manhattan	EJA	11,778 GSF	Between Fair and Poor	> 20 years		
7	Not Solar-Ready	FDNY	Engine Co. 80 and Ladder Co. 23	503 West 139th St	Manhattan	EJA	10,667 GSF	Between Fair and Poor	15 to 19 years		
7	Not Solar-Ready	FDNY	Engine Co. 84 and Ladder Co. 34	513 West 161st St	Manhattan	EJA	11,792 GSF	Fair	10 to 14 years		
7	Solar-Ready	HHC	Lower Washington Heights NFCC Clinic	1721 Amsterdam Ave	Manhattan	EJA	59,209 GSF	Fair	5 to 9 years		
7	Not Solar-Ready	NYPD	24th Precinct	151 West 100th St	Manhattan	EJA	44,485 GSF	Poor	15 to 19 years		
7	Not Solar-Ready	NYPD	26th Precinct	520 West 126th St	Manhattan	EJA	36,856 GSF	Good	15 to 19 years		

City Council District	2020 Solar-Ready Status	Agency	Site	Address	Borough	Environmental Justice Area**	Total Gross Square Footage	Roof Condition	Roof Age	Solar-Readiness Assessment***	Other Sustainability Projects****
7	Not Solar-Ready	NYPD	30th Precinct	451 West 151st St	Manhattan	EJA	32,764 GSF	Between Fair and Poor	15 to 19 years		
7	Not Solar-Ready	NYPD	Shop 9	675 West 158th St	Manhattan	EJA	94,200 GSF	Good	5 to 9 years		
7	Not Solar-Ready	NYPL	George Bruce Branch Library	518 West 125th St	Manhattan	EJA	16,364 GSF	Fair	10 to 14 years		
7	Not Solar-Ready	NYPL	Hamilton Grange Branch Library	503 West 145th St	Manhattan	EJA	20,403 GSF	Poor	15 to 19 years		
8	Not Solar-Ready	ACS	Episcopal Social Services of NY (Space)	528 East 146th St	Bronx	EJA	10,617 GSF	Unknown	Unknown		
8	Not Solar-Ready	DCAS	1680 Lexington Ave - DCAS (Space)	1680 Lexington Ave	Manhattan	EJA	24,556 GSF	Unknown	Unknown		
8	Not Solar-Ready	DCAS	Bronx County Courthouse	851 Grand Concourse	Bronx	EJA	550,000 GSF	Fair	10 to 14 years		

City Council District	2020 Solar-Ready Status	Agency	Site	Address	Borough	Environmental Justice Area**	Total Gross Square Footage	Roof Condition	Roof Age	Solar-Readiness Assessment***	Other Sustainability Projects****
8	Not Solar-Ready	DCAS	Harlem Courthouse	170 East 121st St	Manhattan	EJA	25,700 GSF	Fair	> 20 years		
8	Not Solar-Ready	DCLA	Museum of the City of New York	1220 5th Ave	Manhattan		113,915 GSF	Good	10 to 14 years		
8	Not Solar-Ready	DEP	Cake Storage	7 Wards Island	Manhattan	EJA	50,625 GSF	Poor	> 20 years		
8	Not Solar-Ready	DEP	Dewatering	7 Wards Island	Manhattan	EJA	110,000 GSF	Poor	> 20 years		
8	Not Solar-Ready	DEP	Dewatering: A1	7 Wards Island	Manhattan	EJA	39,839 GSF	Poor	> 20 years		
8	Not Solar-Ready	DEP	Dewatering: A2	7 Wards Island	Manhattan	EJA	11,286 GSF	Poor	> 20 years		
8	Not Solar-Ready	DEP	Dewatering: A3	7 Wards Island	Manhattan	EJA	12,344 GSF	Poor	> 20 years		

City Council District	2020 Solar-Ready Status	Agency	Site	Address	Borough	Environmental Justice Area**	Total Gross Square Footage	Roof Condition	Roof Age	Solar-Readiness Assessment***	Other Sustainability Projects****
8	Not Solar-Ready	DEP	Digester	7 Wards Island	Manhattan	EJA	141,043 GSF	Poor	> 20 years		
8	Not Solar-Ready	DEP	E Battery Control	7 Wards Island	Manhattan	EJA	18,000 GSF	Between Good and Fair	10 to 14 years		
8	Not Solar-Ready	DEP	Hypo Facility	7 Wards Island	Manhattan	EJA	67,944 GSF	Unknown	> 20 years		
8	Not Solar-Ready	DEP	Manhattan Grit Chamber	432 East 110th St	Manhattan	EJA	22,000 GSF	Good	Unknown		
8	Not Solar-Ready	DEP	Marine Building	7 Wards Island	Manhattan	EJA	20,000 GSF	Unknown	> 20 years		
8	Not Solar-Ready	DEP	New Administration Bldg	7 Wards Island	Manhattan	EJA	12,020 GSF	Unknown	Unknown		
8	Not Solar-Ready	DEP	Old Administration Building	7 Wards Island	Manhattan	EJA	12,720 GSF	Poor	> 20 years		

City Council District	2020 Solar-Ready Status	Agency	Site	Address	Borough	Environmental Justice Area**	Total Gross Square Footage	Roof Condition	Roof Age	Solar-Readiness Assessment***	Other Sustainability Projects****
8	Not Solar-Ready	DEP	Pump And Blower	7 Wards Island	Manhattan	EJA	46,324 GSF	Unknown	> 20 years		
8	Not Solar-Ready	DEP	Residuals Handling Building	7 Wards Island	Manhattan	EJA	17,500 GSF	Poor	> 20 years		
8	Solar-Ready	DFTA	Leonardo Covello Senior Center	312 East 109th St	Manhattan	EJA	22,978 GSF	Between Good and Fair	5 to 9 years		
8	Not Solar-Ready	DHS	Clarke Thomas Building	121 Hell Gate Circle, Ward's Island	Manhattan	EJA	30,500 GSF	Unknown	Unknown		
8	Solar-Ready	DHS	Emergency Assistance Unit (EAU)	151 East 151st St	Bronx	EJA	76,743 GSF	Good	5 to 9 years		
8	Not Solar-Ready	DHS	Help USA Support Employment Center	111 Sunken Garden Loop, Ward's Island	Manhattan	EJA	90,010 GSF	Fair	15 to 19 years		
8	Not Solar-Ready	DHS	HS Cottage 1	124 Sunken Garden Loop, Ward's Island	Manhattan	EJA	11,500 GSF	Fair	15 to 19 years		

City Council District	2020 Solar-Ready Status	Agency	Site	Address	Borough	Environmental Justice Area**	Total Gross Square Footage	Roof Condition	Roof Age	Solar-Readiness Assessment***	Other Sustainability Projects****
8	Not Solar-Ready	DHS	HS Cottage 2	125 Sunken Garden Loop, Ward's Island	Manhattan	EJA	14,500 GSF	Fair	15 to 19 years		
8	Not Solar-Ready	DHS	HS Cottage 3	126 Sunken Garden Loop, Ward's Island	Manhattan	EJA	11,500 GSF	Fair	15 to 19 years		
8	Not Solar-Ready	DHS	HS Cottage 4	127 Sunken Garden Loop, Ward's Island	Manhattan	EJA	12,100 GSF	Fair	15 to 19 years		
8	Solar-Ready	DHS	Jackson Family Residence	691 East 138th St	Bronx	EJA	72,000 GSF	Good	5 to 9 years	Yes	
8	Solar-Ready	DHS	Jennie A. Clarke Residence	179 East 100th St	Manhattan	EJA	21,870 GSF	Good	< 2 years		
8	Not Solar-Ready	DHS	Keener Assessment Shelter	64 Sunken Garden Loop, Ward's Island	Manhattan	EJA	78,500 GSF	Unknown	Unknown		
8	Not Solar-Ready	DHS	Schwartz Homeless Shelter	65 Charles Gay Loop, Ward's Island	Manhattan	EJA	57,430 GSF	Unknown	Unknown		

City Council District	2020 Solar-Ready Status	Agency	Site	Address	Borough	Environmental Justice Area**	Total Gross Square Footage	Roof Condition	Roof Age	Solar-Readiness Assessment***	Other Sustainability Projects****
8	Not Solar-Ready	DHS	Transitional Housing Office	346 Powers Ave	Bronx	EJA	72,000 GSF	Between Good and Fair	10 to 14 years		
8	Solar-Ready	DHS	University Avenue Family Residences	1041 University Ave	Bronx	EJA	99,975 GSF	Good	< 2 years		
8	Not Solar-Ready	DOE	M007	160 East 120 St	Manhattan	EJA	102,200 GSF	Fair	> 20 years		
8	Not Solar-Ready	DOE	M013	1573 Madison Ave	Manhattan	EJA	180,175 GSF	Fair	> 20 years		
8	Not Solar-Ready	DOE	M038	232 East 103 St	Manhattan	EJA	85,280 GSF	Fair	10 to 14 years		
8	Not Solar-Ready	DOE	M045	2351 1st Ave	Manhattan	EJA	210,000 GSF	Fair	> 20 years		
8	Not Solar-Ready	DOE	M050	433 East 100 St	Manhattan	EJA	141,600 GSF	Under Construction	Under Construction		

City Council District	2020 Solar-Ready Status	Agency	Site	Address	Borough	Environmental Justice Area**	Total Gross Square Footage	Roof Condition	Roof Age	Solar-Readiness Assessment***	Other Sustainability Projects****
8	Not Solar-Ready	DOE	M057	176 East 115 St	Manhattan	EJA	109,300 GSF	Fair	> 20 years		
8	Not Solar-Ready	DOE	M072	131 East 104 St	Manhattan	EJA	88,900 GSF	Fair	> 20 years		
8	Not Solar-Ready	DOE	M083	219 East 109 St	Manhattan	EJA	94,900 GSF	Fair	10 to 14 years		
8	Not Solar-Ready	DOE	M096	216 East 120 St	Manhattan	EJA	94,900 GSF	Fair	> 20 years		
8	Solar-Ready	DOE	M099	410 East 100 St	Manhattan	EJA	115,000 GSF	Between Good and Fair	5 to 9 years		Existing Green Roof
8	Not Solar-Ready	DOE	M101	141 East 111 St	Manhattan	EJA	142,925 GSF	Between Good and Fair	10 to 14 years		
8	Not Solar-Ready	DOE	M102	315 East 113 St	Manhattan	EJA	82,880 GSF	Between Fair and Poor	> 20 years		

City Council District	2020 Solar-Ready Status	Agency	Site	Address	Borough	Environmental Justice Area**	Total Gross Square Footage	Roof Condition	Roof Age	Solar-Readiness Assessment***	Other Sustainability Projects****
8	Not Solar-Ready	DOE	M107	1680 Lexington Ave	Manhattan	EJA	18,000 GSF	Fair	10 to 14 years		
8	Not Solar-Ready	DOE	M108	1615 Madison Ave	Manhattan	EJA	105,725 GSF	Fair	> 20 years		
8	Solar-Ready	DOE	M117	240 East 109 St	Manhattan	EJA	172,000 GSF	Good	5 to 9 years	Yes	
8	Not Solar-Ready	DOE	M146	421 East 106 St	Manhattan	EJA	91,000 GSF	Poor	> 20 years		
8	Not Solar-Ready	DOE	M155	319 East 117 St	Manhattan	EJA	104,500 GSF	Fair	> 20 years		
8	Not Solar-Ready	DOE	M171	19 East 103 St	Manhattan		95,000 GSF	Good	5 to 9 years		
8	Not Solar-Ready	DOE	M435	280 Pleasant Ave	Manhattan		275,000 GSF	Between Good and Fair	10 to 14 years		

City Council District	2020 Solar-Ready Status	Agency	Site	Address	Borough	Environmental Justice Area**	Total Gross Square Footage	Roof Condition	Roof Age	Solar-Readiness Assessment***	Other Sustainability Projects****
8	Not Solar-Ready	DOE	M495	234 East 105 St	Manhattan	EJA	66,060 GSF	Between Fair and Poor	10 to 14 years		
8	Solar-Ready	DOE	M646	321 E. 96 St	Manhattan	EJA	102,000 GSF	Fair	5 to 9 years		
8	Not Solar-Ready	DOE	X005	564 Jackson Ave	Bronx	EJA	103,280 GSF	Fair	> 20 years		
8	Not Solar-Ready	DOE	X025	811 East 149 St	Bronx	EJA	72,000 GSF	Poor	> 20 years		
8	Not Solar-Ready	DOE	X027	519 St Anns Ave	Bronx	EJA	86,500 GSF	Between Fair and Poor	> 20 years		
8	Not Solar-Ready	DOE	X030	510 East 141 St	Bronx	EJA	100,900 GSF	Between Good and Fair	10 to 14 years		
8	Not Solar-Ready	DOE	X040	468 East 140 St	Bronx	EJA	108,000 GSF	Fair	> 20 years		

City Council District	2020 Solar-Ready Status	Agency	Site	Address	Borough	Environmental Justice Area**	Total Gross Square Footage	Roof Condition	Roof Age	Solar-Readiness Assessment***	Other Sustainability Projects****
8	Not Solar-Ready	DOE	X043	165 Brown Pl	Bronx	EJA	116,460 GSF	Fair	> 20 years		
8	Not Solar-Ready	DOE	X049	383 East 139 St	Bronx	EJA	136,925 GSF	Poor	> 20 years		
8	Not Solar-Ready	DOE	X062	660 Fox St	Bronx	EJA	79,000 GSF	Between Fair and Poor	10 to 14 years	Yes	
8	Not Solar-Ready	DOE	X065	677 East 141 St	Bronx	EJA	91,300 GSF	Fair	> 20 years		
8	Not Solar-Ready	DOE	X073	1020 Anderson Ave	Bronx	EJA	92,400 GSF	Fair	> 20 years		
8	Not Solar-Ready	DOE	X149	360 East 145 St	Bronx	EJA	159,600 GSF	Fair	> 20 years		
8	Not Solar-Ready	DOE	X154	333 East 135 St	Bronx	EJA	105,725 GSF	Poor	> 20 years		

City Council District	2020 Solar-Ready Status	Agency	Site	Address	Borough	Environmental Justice Area**	Total Gross Square Footage	Roof Condition	Roof Age	Solar-Readiness Assessment***	Other Sustainability Projects****
8	Not Solar-Ready	DOE	X155	470 Jackson Ave	Bronx	EJA	201,775 GSF	Fair	> 20 years		
8	Not Solar-Ready	DOE	X161	620 Tinton Ave	Bronx	EJA	104,525 GSF	Between Fair and Poor	10 to 14 years		
8	Not Solar-Ready	DOE	X183	339 Morris Ave	Bronx	EJA	194,400 GSF	Between Fair and Poor	> 20 years		
8	Not Solar-Ready	DOE	X807	501 Courtlandt Ave	Bronx	EJA	24,000 GSF	Fair	> 20 years		
8	Not Solar-Ready	DOE	X855	577 East 139 St	Bronx	EJA	14,460 GSF	Fair	> 20 years		
8	Not Solar-Ready	DOHMH	Animal Shelter - Manhattan	326 East 110th St	Manhattan	EJA	14,077 GSF	Good	10 to 14 years		
8	Not Solar-Ready	DOHMH	East Harlem Health Center	158 East 115th St	Manhattan	EJA	47,349 GSF	Good	10 to 14 years		

City Council District	2020 Solar-Ready Status	Agency	Site	Address	Borough	Environmental Justice Area**	Total Gross Square Footage	Roof Condition	Roof Age	Solar-Readiness Assessment***	Other Sustainability Projects****
8	Not Solar-Ready	DPR	Icahn Stadium	20 Randall's Island	Manhattan	EJA	26,000 GSF	Fair	10 to 14 years		
8	Solar-Ready	DPR	St. Mary's Recreation Center and Indoor Pool	450 St Anns Ave	Bronx	EJA	56,125 GSF	Between Good and Fair	5 to 9 years		Existing Green Roof, Planned Green Roof
8	Solar-Ready	DPR	Thomas Jefferson Recreation Center	2180 1st Ave	Manhattan		23,357 GSF	Good	2 to 4 years		Planned Green Roof
8	Not Solar-Ready	DSNY	Manhattan 11 District Garage	343 East 99th St	Manhattan	EJA	47,000 GSF	Poor	> 20 years		
8	Not Solar-Ready	FDNY	Building 8 - Haz Mat Ops	8 Cammarata Ave	Manhattan	EJA	10,882 GSF	Between Fair and Poor	Unknown		
8	Not Solar-Ready	FDNY	Building 11 - Administration	11 Reilly Blvd	Manhattan	EJA	42,554 GSF	Poor	> 20 years		

City Council District	2020 Solar-Ready Status	Agency	Site	Address	Borough	Environmental Justice Area**	Total Gross Square Footage	Roof Condition	Roof Age	Solar-Readiness Assessment***	Other Sustainability Projects****
8	Not Solar-Ready	FDNY	Building 6 - Fleet Services Workshop	20 Reilly Blvd	Manhattan	EJA	14,730 GSF	Poor	> 20 years		
8	Not Solar-Ready	FDNY	Building 7 - Mask Services Unit	4 Cammarata Ave	Manhattan	EJA	18,359 GSF	Between Good and Fair	Unknown		
8	Not Solar-Ready	FDNY	Building 9 - Administration	9 Reilly Blvd	Manhattan	EJA	41,224 GSF	Between Fair and Poor	> 20 years		
8	Not Solar-Ready	FDNY	Engine Co. 35 and Ladder Co. 14, Batt. 12	2282 3rd Ave	Manhattan	EJA	10,900 GSF	Between Fair and Poor	15 to 19 years		
8	Not Solar-Ready	FDNY	Engine Co. 60 and Ladder Co. 17, Batt. 14	341 East 143rd St	Bronx	EJA	11,250 GSF	Between Fair and Poor	> 20 years		
8	Not Solar-Ready	FDNY	Engine Co. 91	242 East 111th St	Manhattan	EJA	12,298 GSF	Fair	15 to 19 years		
8	Not Solar-Ready	FDNY	Fire Academy Randall's Island Campus: Building 1 - Leary Fire Fighting Building	2 Tepper Ave	Manhattan	EJA	Unknown	Fair	Unknown		

City Council District	2020 Solar-Ready Status	Agency	Site	Address	Borough	Environmental Justice Area**	Total Gross Square Footage	Roof Condition	Roof Age	Solar-Readiness Assessment***	Other Sustainability Projects****
8	Not Solar-Ready	FDNY	Fire Academy Randall's Island Campus: Building 12 - Field House	15 Reilly Blvd	Manhattan	EJA	Unknown	Good	Unknown		
8	Not Solar-Ready	FDNY	Fire Academy Randall's Island Campus: Building 2 - Smoke House	2 D'Auria St	Manhattan	EJA	Unknown	Fair	Unknown		
8	Not Solar-Ready	FDNY	Fire Academy Randall's Island Campus: Building 3 - Training	1 Higgins Ave	Manhattan	EJA	Unknown	Fair	Unknown		
8	Not Solar-Ready	FDNY	Fire Academy Randall's Island Campus: Building 4 - Training - Old Law Tenement	3 Higgins Ave	Manhattan	EJA	Unknown	Fair	Unknown		
8	Not Solar-Ready	FDNY	Fire Academy Randall's Island Campus: Building 5 - Training - Fire Simulator	5 Higgins Ave	Manhattan	EJA	Unknown	Poor	Unknown		
8	Not Solar-Ready	FDNY	Fire Academy Randall's Island Campus: Con Ed Transformer Vault	1 Mcginty Cir	Manhattan	EJA	Unknown	Good	Unknown		

City Council District	2020 Solar-Ready Status	Agency	Site	Address	Borough	Environmental Justice Area**	Total Gross Square Footage	Roof Condition	Roof Age	Solar-Readiness Assessment***	Other Sustainability Projects****
8	Not Solar-Ready	FDNY	Fire Academy Randall's Island Campus: Fire Academy Complex	8 Randall's Island	Manhattan	EJA	Unknown	Between Good and Fair	Unknown		
8	Not Solar-Ready	FDNY	Fire Academy Randall's Island Campus: Subway Simulator Woodshed	16 Kaminsky Rd	Manhattan	EJA	Unknown	Fair	Unknown		
8	Not Solar-Ready	HHC	Lincoln Detox Center Clinic (Substance Abuse Division)	349 East 140th St	Bronx	EJA	21,675 GSF	Poor	> 20 years		
8	Not Solar-Ready	HHC	Segundo Ruiz Belvis Diagnostic and Treatment Center	545 East 142nd St	Bronx	EJA	62,684 GSF	Poor	> 20 years		
8	Not Solar-Ready	HRA	East Harlem Multi Service Center (owned)	413 East 120th St	Manhattan	EJA	93,441 GSF	Poor	15 to 19 years		
8	Not Solar-Ready	HRA	Hunt Point Multi Service Center (owned)	630 Jackson Ave	Bronx	EJA	36,716 GSF	Poor	10 to 14 years		

City Council District	2020 Solar-Ready Status	Agency	Site	Address	Borough	Environmental Justice Area**	Total Gross Square Footage	Roof Condition	Roof Age	Solar-Readiness Assessment***	Other Sustainability Projects****
8	Not Solar-Ready	NYPD	23rd Precinct and Engine Company 53	164 East 102nd St	Manhattan	EJA	28,744 GSF	Poor	15 to 19 years		
8	Not Solar-Ready	NYPD	40th Precinct	257 Alexander Ave	Bronx	EJA	10,296 GSF	Good	10 to 14 years		
8	Not Solar-Ready	NYPD	Randall's Island Street Crime Unit	1 Randall's Island	Manhattan	EJA	25,000 GSF	Good	2 to 4 years		
8	Solar-Ready	NYPL	125th Street Branch Library	224 East 125th St	Manhattan	EJA	14,013 GSF	Fair	< 2 years		
8	Not Solar-Ready	NYPL	Aguilar Branch Library	174 East 110th St	Manhattan		13,126 GSF	Fair	15 to 19 years		
8	Not Solar-Ready	NYPL	Mott Haven Branch Library	321 East 140th St	Bronx	EJA	16,020 GSF	Good	10 to 14 years		
9	Not Solar-Ready	DEP	BWSO Manhattan Sewer Maintenance Yard	886 St Nicholas Ave	Manhattan	EJA	16,779 GSF	Fair	> 20 years		

City Council District	2020 Solar-Ready Status	Agency	Site	Address	Borough	Environmental Justice Area**	Total Gross Square Footage	Roof Condition	Roof Age	Solar-Readiness Assessment***	Other Sustainability Projects****
9	Solar-Ready	DHS	East 119th Street Veterans Residence	22 East 119th St	Manhattan	EJA	65,510 GSF	Good	5 to 9 years		
9	Not Solar-Ready	DHS	Harlem 1 Men's Shelter	2960 Frederick Douglass Blvd	Manhattan	EJA	41,446 GSF	Unknown	Unknown		
9	Not Solar-Ready	DOE	M010	2581 Adam Clayton Powell Blvd	Manhattan		246,000 GSF	Fair	15 to 19 years	Yes	
9	Not Solar-Ready	DOE	M030	144-176 East 128 St	Manhattan	EJA	148,000 GSF	Between Fair and Poor	> 20 years		
9	Not Solar-Ready	DOE	M046	2987 Frederick Douglass Blvd	Manhattan	EJA	107,538 GSF	Poor	> 20 years		
9	Not Solar-Ready	DOE	M076	220 West 121 St	Manhattan	EJA	105,680 GSF	Fair	> 20 years		
9	Not Solar-Ready	DOE	M081	212 W. 120th St	Manhattan	EJA	92,000 GSF	Poor	> 20 years	Yes	

City Council District	2020 Solar-Ready Status	Agency	Site	Address	Borough	Environmental Justice Area**	Total Gross Square Footage	Roof Condition	Roof Age	Solar-Readiness Assessment***	Other Sustainability Projects****
9	Not Solar-Ready	DOE	M088	215 West 114th St	Manhattan	EJA	208,925 GSF	Between Good and Fair	> 20 years		
9	Not Solar-Ready	DOE	M113	240 West 113 St	Manhattan	EJA	105,100 GSF	Fair	> 20 years		
9	Not Solar-Ready	DOE	M129	425 West 130 St	Manhattan		102,125 GSF	Fair	10 to 14 years		
9	Not Solar-Ready	DOE	M133	2121 5th Ave	Manhattan	EJA	81,680 GSF	Fair	> 20 years		
9	Solar-Ready	DOE	M136	6 Edgecombe Ave	Manhattan	EJA	113,000 GSF	Between Good and Fair	5 to 9 years		
9	Not Solar-Ready	DOE	M161	499 West 133 St	Manhattan	EJA	114,125 GSF	Fair	> 20 years		
9	Not Solar-Ready	DOE	M175	175 West 134 St	Manhattan	EJA	Unknown	Unknown	10 to 14 years		

City Council District	2020 Solar-Ready Status	Agency	Site	Address	Borough	Environmental Justice Area**	Total Gross Square Footage	Roof Condition	Roof Age	Solar-Readiness Assessment***	Other Sustainability Projects****
9	Not Solar-Ready	DOE	M180	370 West 120 St	Manhattan	EJA	99,680 GSF	Fair	> 20 years		
9	Not Solar-Ready	DOE	M194	244 West 144 St	Manhattan	EJA	90,080 GSF	Fair	> 20 years		
9	Not Solar-Ready	DOE	M207	41 West 117 St	Manhattan	EJA	103,200 GSF	Fair	> 20 years		
9	Not Solar-Ready	DOE	M540	443 West 135th St	Manhattan		195,600 GSF	Fair	> 20 years		
9	Not Solar-Ready	DOE	M808	133 Morningside Ave	Manhattan	EJA	124,576 GSF	Fair	10 to 14 years		
9	Not Solar-Ready	DOE	M911	22 E. 128 St	Manhattan	EJA	52,880 GSF	Fair	> 20 years		
9	Not Solar-Ready	DOHMH	Central Harlem Health Center	2238 5th Ave	Manhattan		31,180 GSF	Unknown	10 to 14 years		

City Council District	2020 Solar-Ready Status	Agency	Site	Address	Borough	Environmental Justice Area**	Total Gross Square Footage	Roof Condition	Roof Age	Solar-Readiness Assessment***	Other Sustainability Projects****
9	Solar-Ready	DPR	Hansborough Pool and Recreation Center	35 West 134th St	Manhattan	EJA	38,000 GSF	Good	2 to 4 years		Existing Green Roof, Planned Green Roof
9	Not Solar-Ready	DPR	Jackie Robinson Park Pool and Rec Center	Bradhurst Ave at 146th St	Manhattan	EJA	30,000 GSF	Fair	> 20 years		Planned Green Roof
9	Not Solar-Ready	DPR	Marcus Garvey Park Pool	124th St at 5th Ave	Manhattan		22,800 GSF	Between Good and Fair	5 to 9 years		
9	Not Solar-Ready	DPR	Pelham Fritz Recreation Center	122nd St at Mt Morris Park West	Manhattan		14,000 GSF	Between Good and Fair	10 to 14 years		Planned Green Roof
9	Not Solar-Ready	FDNY	Engine Co. 58 & Ladder Co. 26	1367 5th Ave	Manhattan	EJA	12,000 GSF	Unknown	Unknown		
9	Not Solar-Ready	FDNY	Engine Co. 69 and Ladder Co. 28, Batt. 16	248 West 143rd St	Manhattan	EJA	11,250 GSF	Poor	15 to 19 years		

City Council District	2020 Solar-Ready Status	Agency	Site	Address	Borough	Environmental Justice Area**	Total Gross Square Footage	Roof Condition	Roof Age	Solar-Readiness Assessment***	Other Sustainability Projects****
9	Solar-Ready	HHC	Henry J. Carter Hospital	1879 Madison Ave	Manhattan	EJA	276,398 GSF	Good	2 to 4 years		
9	Not Solar-Ready	HHC	Henry J. Carter Hospital - Skilled Nursing Facility	1752 Park Ave	Manhattan	EJA	128,734 GSF	Poor	15 to 19 years		
9	Not Solar-Ready	HHC	Kountz Pavilion	3-13 West 136th St	Manhattan		121,000 GSF	Poor	> 20 years		
9	Not Solar-Ready	HHC	Martin Luther King Pavilion	506 Lenox Ave	Manhattan		667,100 GSF	Poor	> 20 years		
9	Not Solar-Ready	HHC	Ronald H. Brown Ambulatory Care Pavilion	46 West 137th St	Manhattan		127,800 GSF	Poor	> 20 years		
9	Not Solar-Ready	HHC	Sydenham Health Center	264 West 118th St	Manhattan	EJA	21,081 GSF	Poor	> 20 years		
9	Not Solar-Ready	HHC	Women's Pavilion	15 West 136th St	Manhattan		165,900 GSF	Poor	> 20 years		

City Council District	2020 Solar-Ready Status	Agency	Site	Address	Borough	Environmental Justice Area**	Total Gross Square Footage	Roof Condition	Roof Age	Solar-Readiness Assessment***	Other Sustainability Projects****
9	Not Solar-Ready	HRA	Oberia D. Dempsey Multi-Service Center (Space) (owned)	127 West 127th St	Manhattan	EJA	134,468 GSF	Unknown	Unknown		
9	Not Solar-Ready	NYPD	25th Precinct	120 East 119th St	Manhattan	EJA	62,500 GSF	Fair	15 to 19 years		
9	Not Solar-Ready	NYPD	28th Precinct	2271-89 8th Ave	Manhattan	EJA	37,160 GSF	Poor	15 to 19 years		
9	Not Solar-Ready	NYPD	32nd Precinct	250 West 135th St	Manhattan	EJA	26,255 GSF	Good	10 to 14 years		
9	Not Solar-Ready	NYPL	115th Street Branch Library	203 West 115th St	Manhattan	EJA	14,080 GSF	Poor	15 to 19 years		
9	Not Solar-Ready	NYPL	Countee Cullen Branch Library	104 West 136th St	Manhattan	EJA	23,345 GSF	Poor	15 to 19 years		
9	Not Solar-Ready	NYPL	Harlem Branch Library	9 West 124th St	Manhattan	EJA	13,058 GSF	Poor	15 to 19 years		

City Council District	2020 Solar-Ready Status	Agency	Site	Address	Borough	Environmental Justice Area**	Total Gross Square Footage	Roof Condition	Roof Age	Solar-Readiness Assessment***	Other Sustainability Projects****
9	Solar-Ready	NYPL	Schomburg Black History Library (Old Building)	103 West 135th St	Manhattan	EJA	40,000 GSF	Fair	< 2 years		
9	Solar-Ready	NYPL	Schomburg Center/Research in Black Culture (New)	515 Malcolm X Blvd	Manhattan	EJA	69,924 GSF	Fair	< 2 years		
10	Not Solar-Ready	DCLA	The Cloisters (Metropolitan Museum of Art)	799 Ft Washington Ave	Manhattan		70,000 GSF	Fair	> 20 years		
10	Not Solar-Ready	DHS	Fort Washington Armory-Shelter (Project Renewal)	216 Ft Washington Ave	Manhattan	EJA	249,473 GSF	Fair	15 to 19 years		
10	Solar-Ready	DOE	M005	3703 10th Ave	Manhattan	EJA	109,000 GSF	Good	2 to 4 years		
10	Not Solar-Ready	DOE	M008	465 West 167 St	Manhattan	EJA	90,100 GSF	Fair	> 20 years		
10	Not Solar-Ready	DOE	M048	4360 Broadway	Manhattan	EJA	111,793 GSF	Fair	> 20 years		

City Council District	2020 Solar-Ready Status	Agency	Site	Address	Borough	Environmental Justice Area**	Total Gross Square Footage	Roof Condition	Roof Age	Solar-Readiness Assessment***	Other Sustainability Projects****
10	Not Solar-Ready	DOE	M052	650 Academy St	Manhattan	EJA	164,575 GSF	Fair	10 to 14 years		
10	Not Solar-Ready	DOE	M090	21 Jumel Pl	Manhattan	EJA	193,375 GSF	Between Fair and Poor	> 20 years		
10	Not Solar-Ready	DOE	M098	512 West 212 St	Manhattan	EJA	107,134 GSF	Fair	> 20 years		
10	Not Solar-Ready	DOE	M115	586 West 177 St	Manhattan	EJA	104,000 GSF	Fair	> 20 years	Yes	
10	Not Solar-Ready	DOE	M132	185 Wadsworth Ave	Manhattan	EJA	97,300 GSF	Fair	> 20 years		
10	Not Solar-Ready	DOE	M152	93 Nagle Ave	Manhattan	EJA	112,058 GSF	Fair	10 to 14 years		
10	Not Solar-Ready	DOE	M164	401 West 164 St	Manhattan	EJA	115,200 GSF	Fair	> 20 years		

City Council District	2020 Solar-Ready Status	Agency	Site	Address	Borough	Environmental Justice Area**	Total Gross Square Footage	Roof Condition	Roof Age	Solar-Readiness Assessment***	Other Sustainability Projects****
10	Not Solar-Ready	DOE	M173	306 Fort Washington Ave	Manhattan	EJA	135,965 GSF	Between Fair and Poor	15 to 19 years		
10	Not Solar-Ready	DOE	M176	4862 Broadway	Manhattan	EJA	91,300 GSF	Fair	> 20 years		
10	Solar-Ready	DOE	M178	12-18 Ellwood St	Manhattan	EJA	62,000 GSF	Good	5 to 9 years	Yes	
10	Not Solar-Ready	DOE	M187	349 Cabrini Blvd	Manhattan		80,480 GSF	Fair	10 to 14 years		
10	Not Solar-Ready	DOE	M189	2580 Amsterdam Ave	Manhattan	EJA	134,387 GSF	Between Fair and Poor	> 20 years		
10	Not Solar-Ready	DOE	M218	4600 Broadway	Manhattan	EJA	210,000 GSF	Poor	> 20 years		
10	Solar-Ready	DOE	M263	202 Sherman Ave	Manhattan	EJA	83,000 GSF	Between Good and Fair	10 to 14 years		

City Council District	2020 Solar-Ready Status	Agency	Site	Address	Borough	Environmental Justice Area**	Total Gross Square Footage	Roof Condition	Roof Age	Solar-Readiness Assessment***	Other Sustainability Projects****
10	Not Solar-Ready	DOE	M465	549 Audubon Ave	Manhattan	EJA	330,000 GSF	Between Fair and Poor	> 20 years	Yes	
10	Solar-Ready	DOE	M528	180 Wadsworth Ave	Manhattan	EJA	22,000 GSF	Between Good and Fair	5 to 9 years		
10	Not Solar-Ready	DOE	M847	93 Nagle Ave	Manhattan	EJA	10,626 GSF	Poor	> 20 years		
10	Not Solar-Ready	DOE	M876	2120 Amsterdam Ave	Manhattan	EJA	21,600 GSF	Between Good and Fair	10 to 14 years		
10	Not Solar-Ready	DOHMH	Washington Heights Health Center	600 West 168th St	Manhattan	EJA	51,050 GSF	Unknown	15 to 19 years		
10	Not Solar-Ready	DOT	Harlem River Bridge Shop	300 West 206th St	Manhattan	EJA	40,074 GSF	Between Good and Fair	10 to 14 years		
10	Not Solar-Ready	DPR	Fort Tryon Park Building C (The Cloisters)	Fort Tryon Park	Manhattan	EJA	41,285 GSF	Poor	15 to 19 years		

City Council District	2020 Solar-Ready Status	Agency	Site	Address	Borough	Environmental Justice Area**	Total Gross Square Footage	Roof Condition	Roof Age	Solar-Readiness Assessment***	Other Sustainability Projects****
10	Solar-Ready	DPR	Highbridge Recreation Center	2275 Amsterdam Ave	Manhattan		30,054 GSF	Between Good and Fair	5 to 9 years		Existing Cool Roof
10	Solar-Ready	DPR	J Hood Wright Park Recreation Center	351 Fort Washington Ave	Manhattan	EJA	10,500 GSF	Between Good and Fair	5 to 9 years		
10	Not Solar-Ready	DSNY	BX07/BX08/M08	423 West 215th St	Manhattan	EJA	100,000 GSF	Between Fair and Poor	Unknown	Yes	
10	Not Solar-Ready	DSNY	Manhattan 12 District Garage	301 West 215th St	Manhattan	EJA	73,000 GSF	Good	> 20 years	Yes	
10	Not Solar-Ready	FDNY	Engine Co. 93, Ladder Co. 45 and Batt. 13	515 West 181st St	Manhattan	EJA	21,883 GSF	Poor	10 to 14 years		
10	Not Solar-Ready	NYPD	33rd Precinct	2207 Amsterdam Ave	Manhattan	EJA	52,207 GSF	Poor	> 20 years		
10	Not Solar-Ready	NYPD	34th Precinct	4295 Broadway	Manhattan		26,697 GSF	Unknown	10 to 14 years		

City Council District	2020 Solar-Ready Status	Agency	Site	Address	Borough	Environmental Justice Area**	Total Gross Square Footage	Roof Condition	Roof Age	Solar-Readiness Assessment***	Other Sustainability Projects****
10	Not Solar-Ready	NYPL	Fort Washington Branch Library	535 West 179th St	Manhattan	EJA	15,158 GSF	Poor	> 20 years		
10	Not Solar-Ready	NYPL	Inwood Branch Library	4790 Broadway	Manhattan	EJA	Unknown	Good	< 2 years		
10	Not Solar-Ready	NYPL	Washington Heights Branch Library	1000 St. Nicholas Ave	Manhattan	EJA	17,497 GSF	Fair	15 to 19 years		
11	Not Solar-Ready	DCLA	Glyndor House	675 Independence Ave	Bronx		14,362 GSF	Fair	> 20 years		
11	Solar-Ready	DCLA	NYBG Peter Jay Sharp Building Parking Garage	401 Bedford Park Blvd	Bronx	EJA	305,000 GSF	Good	5 to 9 years		
11	Not Solar-Ready	DCLA	Wave Hill Campus: Wave Hill House	675 West 252nd St	Bronx		43,025 GSF	Between Good and Fair	Unknown		
11	Not Solar-Ready	DCLA	Wave Hill House	675 Independence Ave	Bronx		24,055 GSF	Fair	> 20 years		

City Council District	2020 Solar-Ready Status	Agency	Site	Address	Borough	Environmental Justice Area**	Total Gross Square Footage	Roof Condition	Roof Age	Solar-Readiness Assessment***	Other Sustainability Projects****
11	Not Solar-Ready	DOE	X008	3010 Briggs Ave	Bronx	EJA	83,022 GSF	Fair	10 to 14 years		
11	Not Solar-Ready	DOE	X019	4318 Katonah Ave	Bronx		43,260 GSF	Fair	> 20 years		
11	Not Solar-Ready	DOE	X020	3050 Webster Ave	Bronx	EJA	141,932 GSF	Fair	> 20 years		
11	Not Solar-Ready	DOE	X037	360 West 230 St	Bronx		70,800 GSF	Fair	> 20 years		
11	Not Solar-Ready	DOE	X056	341 East 207 St	Bronx	EJA	36,000 GSF	Good	2 to 4 years		
11	Not Solar-Ready	DOE	X080	149 East Mosholu Pkwy North	Bronx	EJA	133,109 GSF	Between Fair and Poor	15 to 19 years		
11	Not Solar-Ready	DOE	X081	5550 Riverdale Ave	Bronx		74,460 GSF	Between Fair and Poor	> 20 years		

City Council District	2020 Solar-Ready Status	Agency	Site	Address	Borough	Environmental Justice Area**	Total Gross Square Footage	Roof Condition	Roof Age	Solar-Readiness Assessment***	Other Sustainability Projects****
11	Not Solar-Ready	DOE	X086	2756 Reservoir Ave	Bronx		130,227 GSF	Fair	> 20 years		
11	Not Solar-Ready	DOE	X094	3530 Kings College Pl	Bronx	EJA	69,000 GSF	Poor	> 20 years		
11	Not Solar-Ready	DOE	X141	660 West 237 St	Bronx		204,000 GSF	Poor	15 to 19 years		
11	Not Solar-Ready	DOE	X340	25 W. 195 St	Bronx		67,632 GSF	Between Fair and Poor	> 20 years		
11	Not Solar-Ready	DOE	X368	2975 Tibbett Ave	Bronx	EJA	162,677 GSF	Fair	10 to 14 years		
11	Solar-Ready	DOE	X430	2780 Reservoir Ave	Bronx		241,000 GSF	Good	5 to 9 years	Yes	
11	Solar-Ready	DOE	X440	100 W. Moshulu Parkway S	Bronx	EJA	439,200 GSF	Between Good and Fair	2 to 4 years		

City Council District	2020 Solar-Ready Status	Agency	Site	Address	Borough	Environmental Justice Area**	Total Gross Square Footage	Roof Condition	Roof Age	Solar-Readiness Assessment***	Other Sustainability Projects****
11	Not Solar-Ready	DOE	X852	3617 Bainbridge Ave	Bronx	EJA	27,600 GSF	Fair	> 20 years		
11	Not Solar-Ready	DOE	X868	2756 Reservoir Ave	Bronx		13,023 GSF	Poor	> 20 years		
11	Not Solar-Ready	DPR	Arthur Ross Nursery	Nursery Road at Van Cortlandt Park East	Bronx	EJA	15,000 GSF	Fair	> 20 years		
11	Not Solar-Ready	DPR	Van Cortlandt Park Pool	Broadway at West 242nd St	Bronx	EJA	10,000 GSF	Fair	> 20 years		
11	Not Solar-Ready	HHC	North Central Bronx Hospital	3424 Kossuth Ave	Bronx	EJA	797,600 GSF	Poor	> 20 years		
11	Not Solar-Ready	NYPD	50th Precinct	3450 Kingsbridge Ave	Bronx		47,097 GSF	Unknown	10 to 14 years		
11	Solar-Ready	NYPD	52nd Precinct	3016 Webster Ave	Bronx	EJA	18,746 GSF	Good	5 to 9 years		

City Council District	2020 Solar-Ready Status	Agency	Site	Address	Borough	Environmental Justice Area**	Total Gross Square Footage	Roof Condition	Roof Age	Solar-Readiness Assessment***	Other Sustainability Projects****
11	Not Solar-Ready	NYPL	Kingsbridge Library	291 West 231 St	Bronx	EJA	12,625 GSF	Good	< 2 years		Existing Green Roof
11	Not Solar-Ready	NYPL	Mosholu Branch Library	285 East 205th St	Bronx	EJA	10,285 GSF	Fair	Unknown		
12	Not Solar-Ready	ACS	1250 East 229 Street	1250 East 229 St	Bronx	EJA	45,482 GSF	Good	Unknown		
12	Not Solar-Ready	DCAS	Bronx Neighborhood Building	4101 White Plains Rd	Bronx	EJA	17,364 GSF	Poor	15 to 19 years		
12	Not Solar-Ready	DOE	X041	3352 Olinville Ave	Bronx	EJA	85,280 GSF	Between Good and Fair	10 to 14 years		
12	Not Solar-Ready	DOE	X068	4011 Monticello Ave	Bronx	EJA	84,080 GSF	Fair	> 20 years		
12	Not Solar-Ready	DOE	X076	900 Adeee Ave	Bronx	EJA	69,784 GSF	Poor	> 20 years		

City Council District	2020 Solar-Ready Status	Agency	Site	Address	Borough	Environmental Justice Area**	Total Gross Square Footage	Roof Condition	Roof Age	Solar-Readiness Assessment***	Other Sustainability Projects****
12	Not Solar-Ready	DOE	X078	1400 Needham Ave	Bronx	EJA	109,280 GSF	Fair	> 20 years		
12	Not Solar-Ready	DOE	X087	1935 Bussing Ave	Bronx	EJA	Unknown	Unknown	10 to 14 years		
12	Not Solar-Ready	DOE	X103	4125 Carpenter Ave	Bronx	EJA	Unknown	Unknown	10 to 14 years		
12	Not Solar-Ready	DOE	X111	3740 Baychester Ave	Bronx	EJA	85,396 GSF	Fair	> 20 years		
12	Solar-Ready	DOE	X112	1925 Schiefelin Ave	Bronx	EJA	71,000 GSF	Good	5 to 9 years	Yes	
12	Not Solar-Ready	DOE	X113	3710 Barnes Ave	Bronx	EJA	161,000 GSF	Between Fair and Poor	15 to 19 years		
12	Not Solar-Ready	DOE	X142	3750 Baychester Ave	Bronx	EJA	164,751 GSF	Fair	> 20 years	Yes	

City Council District	2020 Solar-Ready Status	Agency	Site	Address	Borough	Environmental Justice Area**	Total Gross Square Footage	Roof Condition	Roof Age	Solar-Readiness Assessment***	Other Sustainability Projects****
12	Not Solar-Ready	DOE	X153	650 Baychester Ave	Bronx		94,000 GSF	Between Fair and Poor	15 to 19 years		
12	Not Solar-Ready	DOE	X160	4140 Hutchinson River Pkwy	Bronx	EJA	147,600 GSF	Fair	> 20 years		
12	Not Solar-Ready	DOE	X169	3500 Edson Ave	Bronx	EJA	37,200 GSF	Between Good and Fair	10 to 14 years		
12	Not Solar-Ready	DOE	X178	850 Baychester Ave	Bronx		165,600 GSF	Between Fair and Poor	10 to 14 years		
12	Not Solar-Ready	DOE	X180	700 Baychester Ave	Bronx		164,400 GSF	Between Fair and Poor	10 to 14 years		
12	Not Solar-Ready	DOE	X189	3441 Steenwick Ave	Bronx	EJA	129,600 GSF	Between Fair and Poor	10 to 14 years	Yes	
12	Not Solar-Ready	DOE	X455	750 Baychester Ave	Bronx		1,190,400 GSF	Between Fair and Poor	15 to 19 years	Yes	

City Council District	2020 Solar-Ready Status	Agency	Site	Address	Borough	Environmental Justice Area**	Total Gross Square Footage	Roof Condition	Roof Age	Solar-Readiness Assessment***	Other Sustainability Projects****
12	Not Solar-Ready	DSNY	Bronx 12 District Garage	1643 East 233rd St	Bronx	EJA	162,380 GSF	Fair	> 20 years	Yes	
12	Not Solar-Ready	NYPD	47th Precinct	4111 Laconia Ave	Bronx	EJA	34,700 GSF	Fair	10 to 14 years		
12	Solar-Ready	NYPL	Wakefield Branch Library	4100 Lowerre Pl	Bronx	EJA	10,743 GSF	Good	5 to 9 years		
13	Solar-Ready	DCAS	Public Safety Answering Center II	350 Marconi St	Bronx	EJA	450,000 GSF	Good	5 to 9 years		
13	Not Solar-Ready	DOE	X012	2555 Tratman Ave	Bronx	EJA	70,000 GSF	Good	5 to 9 years	Yes	
13	Solar-Ready	DOE	X014	3041 Bruckner Blvd	Bronx		50,129 GSF	Good	5 to 9 years		
13	Not Solar-Ready	DOE	X071	3040 Roberts Ave	Bronx	EJA	130,693 GSF	Poor	> 20 years		

City Council District	2020 Solar-Ready Status	Agency	Site	Address	Borough	Environmental Justice Area**	Total Gross Square Footage	Roof Condition	Roof Age	Solar-Readiness Assessment***	Other Sustainability Projects****
13	Not Solar-Ready	DOE	X083	950 Rhineland Ave	Bronx	EJA	96,100 GSF	Fair	10 to 14 years		
13	Not Solar-Ready	DOE	X089	980 Mace Ave	Bronx	EJA	98,000 GSF	Between Fair and Poor	10 to 14 years	Yes	
13	Solar-Ready	DOE	X097	1375 Mace Ave	Bronx		43,200 GSF	Good	5 to 9 years		
13	Not Solar-Ready	DOE	X101	2750 Lafayette Ave	Bronx	EJA	182,525 GSF	Between Fair and Poor	15 to 19 years		
13	Not Solar-Ready	DOE	X105	725 Brady Ave	Bronx	EJA	97,505 GSF	Fair	> 20 years		
13	Not Solar-Ready	DOE	X108	1166 Neill Ave	Bronx		37,426 GSF	Between Good and Fair	10 to 14 years		
13	Not Solar-Ready	DOE	X175	200 City Island Ave	Bronx		56,343 GSF	Between Good and Fair	10 to 14 years		

City Council District	2020 Solar-Ready Status	Agency	Site	Address	Borough	Environmental Justice Area**	Total Gross Square Footage	Roof Condition	Roof Age	Solar-Readiness Assessment***	Other Sustainability Projects****
13	Not Solar-Ready	DOE	X418	2040 Antin PI	Bronx	EJA	63,330 GSF	Fair	10 to 14 years		
13	Solar-Ready	DOE	X498	1640 Bronxdale Ave	Bronx		112,800 GSF	Fair	10 to 14 years		
13	Not Solar-Ready	DOE	X722	2697 Westchester Ave	Bronx	EJA	78,000 GSF	Fair	10 to 14 years		
13	Not Solar-Ready	DOE	X981	1840 Bogart Ave	Bronx	EJA	61,280 GSF	Between Fair and Poor	> 20 years		
13	Not Solar-Ready	DOHMH	Westchester Health Center	2527 Glebe Ave	Bronx	EJA	21,364 GSF	Unknown	15 to 19 years		
13	Solar-Ready	DOT	DOT Bronx Borough Commissioners Office	1400 Williamsbridge Rd	Bronx	EJA	29,055 GSF	Good	< 2 years		
13	Not Solar-Ready	DPR	Orchard Beach Administration Building	1 Orchard Beach Rd	Bronx	EJA	11,500 GSF	Poor	> 20 years		

City Council District	2020 Solar-Ready Status	Agency	Site	Address	Borough	Environmental Justice Area**	Total Gross Square Footage	Roof Condition	Roof Age	Solar-Readiness Assessment***	Other Sustainability Projects****
13	Not Solar-Ready	FDNY	Jacobi Medical Center Campus: EMS 20	1825 Eastchester Rd	Bronx	EJA	12,500 GSF	Poor	Unknown		
13	Not Solar-Ready	HHC	Boiler House	2025 Eastchester Rd	Bronx	EJA	17,636 GSF	Unknown	Unknown		
13	Not Solar-Ready	HHC	Jacobi Medical Center	1400 Pelham Pkwy South	Bronx	EJA	2,117,244 GSF	Poor	15 to 19 years		
13	Not Solar-Ready	HHC	Jacobi Medical Center Staff Residence	1900 Seminole Ave	Bronx	EJA	55,300 GSF	Poor	15 to 19 years		
13	Not Solar-Ready	HHC	Laundry Building	2035 Eastchester Rd	Bronx	EJA	27,012 GSF	Unknown	Unknown		
13	Not Solar-Ready	HHC	Rose Kennedy Building	1410 Pelham Pkwy South	Bronx	EJA	120,650 GSF	Unknown	Unknown		
13	Not Solar-Ready	NYPD	45th Precinct	2877 Barkley Ave	Bronx		26,300 GSF	Between Fair and Poor	Unknown		

City Council District	2020 Solar-Ready Status	Agency	Site	Address	Borough	Environmental Justice Area**	Total Gross Square Footage	Roof Condition	Roof Age	Solar-Readiness Assessment***	Other Sustainability Projects****
13	Not Solar-Ready	NYPD	49th Precinct	2121 Eastchester Rd	Bronx	EJA	31,070 GSF	Poor	10 to 14 years	Yes	
13	Not Solar-Ready	NYPL	Allerton Branch Library	2740 Barnes Ave	Bronx	EJA	10,984 GSF	Fair	15 to 19 years		
13	Not Solar-Ready	NYPL	Morris Park Branch Library	985 Morris Park Ave	Bronx		16,300 GSF	Fair	10 to 14 years		
13	Not Solar-Ready	NYPL	Westchester Square Branch Library (New Construction)	9 Westchester Square	Bronx	EJA	12,000 GSF	Between Good and Fair	< 2 years		
14	Not Solar-Ready	ACS	Babove Worldwide Institute Inc.	1810 Davidson Ave	Bronx	EJA	25,760 GSF	Poor	Unknown		
14	Not Solar-Ready	CUNY	Community Hall	2020 Sedgwick Ave	Bronx		36,404 GSF	Poor	Unknown		
14	Not Solar-Ready	CUNY	Alumni Gymnasium	2053 University Ave	Bronx		70,616 GSF	Poor	Unknown		

City Council District	2020 Solar-Ready Status	Agency	Site	Address	Borough	Environmental Justice Area**	Total Gross Square Footage	Roof Condition	Roof Age	Solar-Readiness Assessment***	Other Sustainability Projects****
14	Not Solar-Ready	CUNY	Bliss Hall	145 West 180 St	Bronx		29,210 GSF	Between Fair and Poor	Unknown		
14	Not Solar-Ready	CUNY	Butler Hall	2018 Sedgwick Ave	Bronx		17,028 GSF	Poor	Unknown		
14	Not Solar-Ready	CUNY	Colston Hall	2020 Sedgwick Ave	Bronx		112,416 GSF	Poor	Unknown		
14	Not Solar-Ready	CUNY	Energy Plant	121 West 180 St	Bronx		25,231 GSF	Poor	Unknown		
14	Not Solar-Ready	CUNY	Gould Hall	2151 University Ave	Bronx		41,400 GSF	Poor	Unknown		
14	Not Solar-Ready	CUNY	Gould Memorial Library	2060 Sedgwick Ave	Bronx		54,653 GSF	Poor	Unknown		
14	Not Solar-Ready	CUNY	Guggenheim Hall	155 West 180 St	Bronx		21,896 GSF	Poor	Unknown		

City Council District	2020 Solar-Ready Status	Agency	Site	Address	Borough	Environmental Justice Area**	Total Gross Square Footage	Roof Condition	Roof Age	Solar-Readiness Assessment***	Other Sustainability Projects****
14	Not Solar-Ready	CUNY	Havemeyer Lab	185 West 180th St	Bronx		12,768 GSF	Between Fair and Poor	Unknown		
14	Not Solar-Ready	CUNY	Language Hall	2050 Sedgwick Ave	Bronx		21,413 GSF	Between Fair and Poor	Unknown		
14	Not Solar-Ready	CUNY	Loew Annex	2085 University Ave	Bronx		10,138 GSF	Poor	Unknown		
14	Not Solar-Ready	CUNY	Loew Hall	2055 University Ave	Bronx		53,776 GSF	Poor	Unknown		
14	Not Solar-Ready	CUNY	MacCracken Hall	181 Hall of Fame Ter	Bronx	EJA	17,028 GSF	Between Fair and Poor	Unknown		
14	Not Solar-Ready	CUNY	Meister Hall	161 West 180 St	Bronx		230,601 GSF	Poor	Unknown		
14	Not Solar-Ready	CUNY	New Hall	135 West 180 St	Bronx		39,605 GSF	Poor	Unknown		

City Council District	2020 Solar-Ready Status	Agency	Site	Address	Borough	Environmental Justice Area**	Total Gross Square Footage	Roof Condition	Roof Age	Solar-Readiness Assessment***	Other Sustainability Projects****
14	Not Solar-Ready	CUNY	Nichols Hall	125 West 180 St	Bronx		73,344 GSF	Poor	Unknown		
14	Solar-Ready	CUNY	North Hall and Library	200 Hall of Fame Ter	Bronx		93,845 GSF	Good	2 to 4 years		
14	Not Solar-Ready	CUNY	Philosophy Hall	2070 Sedgwick Ave	Bronx		16,234 GSF	Poor	Unknown		
14	Not Solar-Ready	CUNY	Połowczyk Hall	2016 Sedgwick Ave	Bronx		61,969 GSF	Poor	Unknown		
14	Not Solar-Ready	CUNY	Roscoe C. Brown Student Center	160 Hall of Fame Ter	Bronx		58,794 GSF	Good	< 2 years		
14	Not Solar-Ready	CUNY	Roscoe C. Brown Student Center - Brown Annex	160 Hall of Fame Ter	Bronx		14,295 GSF	Poor	Unknown		
14	Not Solar-Ready	CUNY	Sage Hall	175 West 180 St	Bronx		27,328 GSF	Good	15 to 19 years		

City Council District	2020 Solar-Ready Status	Agency	Site	Address	Borough	Environmental Justice Area**	Total Gross Square Footage	Roof Condition	Roof Age	Solar-Readiness Assessment***	Other Sustainability Projects****
14	Not Solar-Ready	CUNY	Snow Hall	135 Hall of Fame Ter	Bronx	EJA	10,526 GSF	Poor	> 20 years		
14	Solar-Ready	CUNY	South Hall	187 W 180th St	Bronx		18,978 GSF	Good	5 to 9 years		
14	Solar-Ready	CUNY	The Children's Center	2010 Sedgwick Ave	Bronx		13,327 GSF	Good	5 to 9 years		
14	Solar-Ready	DHS	Mount Eden Avenue SRO (Single Room Occupancy) Residence	50 Mt Eden Ave West	Bronx	EJA	68,185 GSF	Good	2 to 4 years		
14	Solar-Ready	DHS	Nelson Avenue Family Residence	1605 Nelson Ave	Bronx	EJA	107,000 GSF	Good	2 to 4 years		
14	Not Solar-Ready	DOE	X015	2195 Andrews Ave	Bronx	EJA	162,125 GSF	Between Fair and Poor	> 20 years		
14	Not Solar-Ready	DOE	X033	24-24 Jerome Ave	Bronx	EJA	84,080 GSF	Fair	> 20 years		

City Council District	2020 Solar-Ready Status	Agency	Site	Address	Borough	Environmental Justice Area**	Total Gross Square Footage	Roof Condition	Roof Age	Solar-Readiness Assessment***	Other Sustainability Projects****
14	Not Solar-Ready	DOE	X079	125 East 181 St	Bronx	EJA	180,000 GSF	Poor	> 20 years	Yes	
14	Not Solar-Ready	DOE	X082	1700 Macombs Rd	Bronx	EJA	107,125 GSF	Fair	10 to 14 years		
14	Not Solar-Ready	DOE	X091	2200 Aqueduct Ave	Bronx	EJA	66,000 GSF	Between Fair and Poor	10 to 14 years	Yes	
14	Not Solar-Ready	DOE	X109	1771 Popham Ave	Bronx	EJA	86,324 GSF	Poor	> 20 years		
14	Not Solar-Ready	DOE	X115	120 East 184 St	Bronx	EJA	133,200 GSF	Poor	10 to 14 years		
14	Not Solar-Ready	DOE	X122	260 West Kingsbridge Rd	Bronx	EJA	91,715 GSF	Fair	> 20 years		
14	Not Solar-Ready	DOE	X170	1594-98 Townsend Ave	Bronx	EJA	56,343 GSF	Fair	> 20 years		

City Council District	2020 Solar-Ready Status	Agency	Site	Address	Borough	Environmental Justice Area**	Total Gross Square Footage	Roof Condition	Roof Age	Solar-Readiness Assessment***	Other Sustainability Projects****
14	Not Solar-Ready	DOE	X206	2280 Aqueduct Ave	Bronx	EJA	50,400 GSF	Between Fair and Poor	10 to 14 years	Yes	
14	Not Solar-Ready	DOE	X226	1950 Sedgwick Ave	Bronx		27,600 GSF	Fair	> 20 years		
14	Solar-Ready	DOE	X240	1509-1531 Jerome Ave	Bronx	EJA	50,300 GSF	Good	5 to 9 years		
14	Not Solar-Ready	DOE	X279	2100 Walton Ave	Bronx	EJA	93,516 GSF	Fair	> 20 years		
14	Not Solar-Ready	DOE	X306	40 West Tremont Ave	Bronx	EJA	202,975 GSF	Fair	> 20 years		
14	Solar-Ready	DOE	X338	1780 Dr. Martin Luther King Jr.	Bronx	EJA	85,200 GSF	Between Good and Fair	10 to 14 years		
14	Solar-Ready	DOE	X360	2880 Kingsbridge Ter	Bronx	EJA	60,000 GSF	Good	5 to 9 years		

City Council District	2020 Solar-Ready Status	Agency	Site	Address	Borough	Environmental Justice Area**	Total Gross Square Footage	Roof Condition	Roof Age	Solar-Readiness Assessment***	Other Sustainability Projects****
14	Not Solar-Ready	DOE	X843	2641 Grand Concourse	Bronx	EJA	74,480 GSF	Under Construction	Under Construction		
14	Not Solar-Ready	DOT	Jerome 190th Street Parking Garage	2476 Jerome Ave	Bronx	EJA	155,400 GSF	Unknown	Unknown		
14	Solar-Ready	DPR	Kingsbridge Recreation Center	3101 Kings Bridge Ter	Bronx	EJA	20,468 GSF	Between Good and Fair	5 to 9 years		Planned Green Roof, Existing Cool Roof
14	Solar-Ready	DPR	St. James Park Recreation Center	West 192nd St at Jerome Ave	Bronx	EJA	13,700 GSF	Good	2 to 4 years		Planned Green Roof
14	Not Solar-Ready	FDNY	Engine Co. 75 and Ladder Co. 33, Batt. 19	2175 Walton Ave	Bronx	EJA	12,541 GSF	Poor	15 to 19 years		
14	Not Solar-Ready	NYPL	Francis Martin Branch Library	2150 University Ave	Bronx	EJA	16,486 GSF	Fair	15 to 19 years		

City Council District	2020 Solar-Ready Status	Agency	Site	Address	Borough	Environmental Justice Area**	Total Gross Square Footage	Roof Condition	Roof Age	Solar-Readiness Assessment***	Other Sustainability Projects****
15	Not Solar-Ready	DCLA	Administration East	2300 Southern Blvd	Bronx	EJA	16,176 GSF	Fair	Unknown		
15	Not Solar-Ready	DCLA	Administration West	2300 Southern Blvd	Bronx	EJA	27,720 GSF	Fair	Unknown		
15	Not Solar-Ready	DCLA	Aquatic Bird House	2300 Southern Blvd	Bronx	EJA	20,110 GSF	Poor	Unknown		
15	Not Solar-Ready	DCLA	Bronx Zoo Store	2300 Southern Blvd	Bronx	EJA	11,000 GSF	Good	15 to 19 years		
15	Solar-Ready	DCLA	Center for Global Conservation	2300 Southern Blvd	Bronx	EJA	30,000 GSF	Good	5 to 9 years		Existing Green Roof
15	Not Solar-Ready	DCLA	Charles B. Harding Laboratory Building	1 Southern Blvd	Bronx	EJA	23,500 GSF	Poor	> 20 years		
15	Not Solar-Ready	DCLA	Congo Gorilla Forest	2300 Southern Blvd	Bronx	EJA	40,000 GSF	Good	15 to 19 years		

City Council District	2020 Solar-Ready Status	Agency	Site	Address	Borough	Environmental Justice Area**	Total Gross Square Footage	Roof Condition	Roof Age	Solar-Readiness Assessment***	Other Sustainability Projects****
15	Not Solar-Ready	DCLA	Dancing Crane	2300 Southern Blvd	Bronx	EJA	16,000 GSF	Good	15 to 19 years		
15	Not Solar-Ready	DCLA	Enid A. Haupt Conservatory	2740 Dr. Theodore Kazimiroff Blvd	Bronx	EJA	50,741 GSF	Poor	> 20 years		
15	Not Solar-Ready	DCLA	Farm Apartments	2300 Southern Blvd	Bronx	EJA	16,750 GSF	Fair	> 20 years		
15	Solar-Ready	DCLA	Garden Cafe & Terrace Room	2700 Dr. Theodore Kazimiroff Blvd	Bronx	EJA	15,540 GSF	Good	2 to 4 years		
15	Not Solar-Ready	DCLA	Harriet Barnes Pratt Library Wing	2674 Dr. Theodore Kazimiroff Blvd	Bronx	EJA	20,950 GSF	Good	> 20 years		
15	Not Solar-Ready	DCLA	Heads & Horns	2300 Southern Blvd	Bronx	EJA	11,840 GSF	Good	> 20 years		

City Council District	2020 Solar-Ready Status	Agency	Site	Address	Borough	Environmental Justice Area**	Total Gross Square Footage	Roof Condition	Roof Age	Solar-Readiness Assessment***	Other Sustainability Projects****
15	Not Solar-Ready	DCLA	International Plant Science Center	2680 Dr. Theodore Kazimiroff Blvd	Bronx	EJA	53,740 GSF	Good	> 20 years		
15	Not Solar-Ready	DCLA	Jeannette Kittredge Watson Science and Education Building	2674 Dr. Theodore Kazimiroff Blvd	Bronx	EJA	27,168 GSF	Fair	> 20 years		
15	Not Solar-Ready	DCLA	Jungle World	2300 Southern Blvd	Bronx	EJA	18,350 GSF	Good	> 20 years		
15	Not Solar-Ready	DCLA	LuEsther T. Mertz Library (Museum Building)	2674 Dr. Theodore Kazimiroff Blvd	Bronx	EJA	121,200 GSF	Fair	> 20 years		
15	Solar-Ready	DCLA	Madagascar (Old Lion House)	2300 Southern Blvd	Bronx	EJA	40,268 GSF	Fair	5 to 9 years		
15	Not Solar-Ready	DCLA	Monkey House	2300 Southern Blvd	Bronx	EJA	15,108 GSF	Good	10 to 14 years		

City Council District	2020 Solar-Ready Status	Agency	Site	Address	Borough	Environmental Justice Area**	Total Gross Square Footage	Roof Condition	Roof Age	Solar-Readiness Assessment***	Other Sustainability Projects****
15	Not Solar-Ready	DCLA	Mouse House	2300 Southern Blvd	Bronx	EJA	11,600 GSF	Fair	> 20 years		
15	Not Solar-Ready	DCLA	Nolen Glasshouses	2658 Dr. Theodore Kazimiroff Blvd	Bronx	EJA	45,400 GSF	Good	10 to 14 years		
15	Not Solar-Ready	DCLA	NYBG Campus: NYBG Warehouse - Upper and Lower	410 Bedford Park Blvd	Bronx		21,818 GSF	Poor	> 20 years		
15	Not Solar-Ready	DCLA	NYBG Maintenance Buildings	2645 Dr. Theodore Kazimiroff Blvd	Bronx	EJA	21,600 GSF	Poor	> 20 years		
15	Not Solar-Ready	DCLA	Operations Garage/Storage Building	2667 Dr. Theodore Kazimiroff Blvd	Bronx	EJA	10,733 GSF	Poor	> 20 years		
15	Not Solar-Ready	DCLA	Operations Multi-Purpose Building	2667 Dr. Theodore Kazimiroff Blvd	Bronx	EJA	10,250 GSF	Poor	> 20 years		

City Council District	2020 Solar-Ready Status	Agency	Site	Address	Borough	Environmental Justice Area**	Total Gross Square Footage	Roof Condition	Roof Age	Solar-Readiness Assessment***	Other Sustainability Projects****
15	Not Solar-Ready	DCLA	Pfizer Plant Research Laboratory	2692 Dr. Theodore Kazimiroff Blvd	Bronx	EJA	25,880 GSF	Good	10 to 14 years		
15	Solar-Ready	DCLA	Reptile House	2300 Southern Blvd	Bronx	EJA	11,405 GSF	Good	2 to 4 years		
15	Solar-Ready	DCLA	Stone Mill	2650 Dr. Theodore Kazimiroff Blvd	Bronx	EJA	14,459 GSF	Good	5 to 9 years		
15	Not Solar-Ready	DCLA	TOPS	2300 Southern Blvd	Bronx	EJA	22,000 GSF	Good	15 to 19 years		
15	Not Solar-Ready	DCLA	Wildlife Health Center	2300 Southern Blvd	Bronx	EJA	21,320 GSF	Fair	> 20 years		
15	Solar-Ready	DCLA	World of Birds	2300 Southern Blvd	Bronx	EJA	29,110 GSF	Good	2 to 4 years		
15	Not Solar-Ready	DCLA	Zoo Center	2300 Southern Blvd	Bronx	EJA	14,320 GSF	Good	Unknown		

City Council District	2020 Solar-Ready Status	Agency	Site	Address	Borough	Environmental Justice Area**	Total Gross Square Footage	Roof Condition	Roof Age	Solar-Readiness Assessment***	Other Sustainability Projects****
15	Not Solar-Ready	DFTA	East Concourse Senior Center	236 East Tremont Ave	Bronx	EJA	31,496 GSF	Between Good and Fair	10 to 14 years		
15	Not Solar-Ready	DOE	X003	2100 Lafontaine Ave	Bronx	EJA	96,080 GSF	Fair	> 20 years		
15	Not Solar-Ready	DOE	X004	1701 Fulton Ave	Bronx	EJA	127,325 GSF	Poor	> 20 years	Yes	
15	Not Solar-Ready	DOE	X009	230 East 183rd St	Bronx	EJA	121,213 GSF	Fair	10 to 14 years		
15	Not Solar-Ready	DOE	X023	2151 Washington Ave	Bronx	EJA	90,031 GSF	Fair	> 20 years		
15	Not Solar-Ready	DOE	X028	1861 Anthony Ave	Bronx	EJA	78,000 GSF	Good	5 to 9 years	Yes	
15	Not Solar-Ready	DOE	X032	690 East 183 St	Bronx	EJA	97,908 GSF	Fair	10 to 14 years		

City Council District	2020 Solar-Ready Status	Agency	Site	Address	Borough	Environmental Justice Area**	Total Gross Square Footage	Roof Condition	Roof Age	Solar-Readiness Assessment***	Other Sustainability Projects****
15	Not Solar-Ready	DOE	X045	2502 Lorillard Pl	Bronx	EJA	144,125 GSF	Fair	> 20 years		
15	Not Solar-Ready	DOE	X046	279 East 196 St	Bronx	EJA	90,087 GSF	Between Fair and Poor	> 20 years		
15	Not Solar-Ready	DOE	X054	2703 Webster Ave	Bronx	EJA	91,200 GSF	Fair	> 20 years		
15	Not Solar-Ready	DOE	X057	2111 Crotona Ave	Bronx	EJA	91,280 GSF	Fair	> 20 years		
15	Not Solar-Ready	DOE	X058	459 East 176th St	Bronx	EJA	62,000 GSF	Good	5 to 9 years	Yes	
15	Not Solar-Ready	DOE	X059	2185 Bathgate Ave	Bronx	EJA	82,880 GSF	Fair	10 to 14 years		
15	Not Solar-Ready	DOE	X070	1691 Weeks Ave	Bronx	EJA	161,473 GSF	Fair	> 20 years		

City Council District	2020 Solar-Ready Status	Agency	Site	Address	Borough	Environmental Justice Area**	Total Gross Square Footage	Roof Condition	Roof Age	Solar-Readiness Assessment***	Other Sustainability Projects****
15	Not Solar-Ready	DOE	X085	2400 Marion Ave	Bronx	EJA	99,000 GSF	Poor	> 20 years		
15	Not Solar-Ready	DOE	X096	650 Waring Ave	Bronx	EJA	122,835 GSF	Fair	> 20 years		
15	Not Solar-Ready	DOE	X118	577 East 179 St	Bronx	EJA	98,236 GSF	Fair	> 20 years		
15	Not Solar-Ready	DOE	X137	2225 Webster Ave	Bronx	EJA	201,000 GSF	Between Fair and Poor	15 to 19 years	Yes	
15	Not Solar-Ready	DOE	X163	2075 Webster Ave	Bronx	EJA	39,811 GSF	Between Fair and Poor	> 20 years		
15	Not Solar-Ready	DOE	X205	2475 Southern Blvd	Bronx	EJA	66,000 GSF	Between Fair and Poor	10 to 14 years	Yes	
15	Not Solar-Ready	DOE	X209	317 East 183 St	Bronx	EJA	26,400 GSF	Fair	> 20 years		

City Council District	2020 Solar-Ready Status	Agency	Site	Address	Borough	Environmental Justice Area**	Total Gross Square Footage	Roof Condition	Roof Age	Solar-Readiness Assessment***	Other Sustainability Projects****
15	Not Solar-Ready	DOE	X234	2050 Prospect Ave	Bronx	EJA	73,497 GSF	Between Fair and Poor	15 to 19 years		
15	Not Solar-Ready	DOE	X236	499 East 175 St	Bronx	EJA	9,779 GSF	Fair	10 to 14 years		
15	Solar-Ready	DOE	X254	2452 Washington Ave	Bronx	EJA	82,880 GSF	Good	2 to 4 years	Yes	
15	Solar-Ready	DOE	X435	500 East Fordham Rd	Bronx	EJA	382,925 GSF	Good	2 to 4 years		
15	Solar-Ready	DOE	X465	4143 Third Ave	Bronx	EJA	66,000 GSF	Fair	10 to 14 years		
15	Not Solar-Ready	DOE	X660	2474 Crotona Ave	Bronx	EJA	166,800 GSF	Poor	15 to 19 years		
15	Not Solar-Ready	DOE	X864	2375 Southern Blvd	Bronx	EJA	25,260 GSF	Fair	10 to 14 years		
15	Not Solar-Ready	DOT	BX Borough Engineering, BX Sign Shop	4409 Park Ave	Bronx	EJA	35,735 GSF	Good	15 to 19 years		

City Council District	2020 Solar-Ready Status	Agency	Site	Address	Borough	Environmental Justice Area**	Total Gross Square Footage	Roof Condition	Roof Age	Solar-Readiness Assessment***	Other Sustainability Projects****
15	Not Solar-Ready	DOT	Fleet Services Maintenance and Repair	2144 Webster Ave	Bronx	EJA	45,000 GSF	Between Fair and Poor	15 to 19 years		
15	Not Solar-Ready	DPR	Bronx Parks Headquarters and Shops - Ranaqua	1900 Birchhall Ave	Bronx	EJA	65,000 GSF	Fair	15 to 19 years		Existing Green Roof
15	Not Solar-Ready	DSNY	Bronx Lot Cleaning	4389 3rd Ave	Bronx	EJA	34,000 GSF	Poor	> 20 years		
15	Solar-Ready	FDNY	Bronx Central Office	1129 East 180th St	Bronx	EJA	10,860 GSF	Good	5 to 9 years		
15	Not Solar-Ready	FDNY	BX Boro Command, District Office and Communications	453 East 176th St	Bronx	EJA	21,479 GSF	Poor	10 to 14 years		
15	Not Solar-Ready	FDNY	Engine Co. 48 and Ladder Co. 56, Division 7	2417 Webster Ave	Bronx	EJA	17,242 GSF	Between Fair and Poor	15 to 19 years		
15	Not Solar-Ready	FDNY	Engine Co. 88 and Ladder Co. 38	2225 Belmont Ave	Bronx	EJA	12,600 GSF	Poor	> 20 years		

City Council District	2020 Solar-Ready Status	Agency	Site	Address	Borough	Environmental Justice Area**	Total Gross Square Footage	Roof Condition	Roof Age	Solar-Readiness Assessment***	Other Sustainability Projects****
15	Not Solar-Ready	FDNY	Engine Co. 90 and Ladder Co. 41	1843 White Plains Rd	Bronx	EJA	12,520 GSF	Poor	> 20 years		
15	Not Solar-Ready	NYPD	46th Precinct	2120 Ryer Ave	Bronx	EJA	25,434 GSF	Poor	15 to 19 years		
15	Not Solar-Ready	NYPD	48th Precinct	450 Cross Bronx Expwy	Bronx	EJA	59,328 GSF	Fair	10 to 14 years		
15	Not Solar-Ready	NYPD	Transit District 12	460 Morris Park Ave	Bronx	EJA	24,700 GSF	Between Good and Fair	15 to 19 years		
15	Not Solar-Ready	NYPL	Belmont Branch Library	610 East 186th St	Bronx	EJA	21,267 GSF	Poor	Unknown		
15	Not Solar-Ready	NYPL	Bronx Library Center	310 East Kingsbridge Rd	Bronx	EJA	74,476 GSF	Good	10 to 14 years		
15	Not Solar-Ready	NYPL	Grand Concourse Branch Library	155 East 173rd St	Bronx	EJA	18,874 GSF	Fair	15 to 19 years		

City Council District	2020 Solar-Ready Status	Agency	Site	Address	Borough	Environmental Justice Area**	Total Gross Square Footage	Roof Condition	Roof Age	Solar-Readiness Assessment***	Other Sustainability Projects****
15	Not Solar-Ready	NYPL	Tremont Branch Library	1866 Washington Ave	Bronx	EJA	11,900 GSF	Good	10 to 14 years		
16	Not Solar-Ready	ACS	Children Pride Early Learning Center	800 Concourse Village East	Bronx	EJA	20,160 GSF	Poor	> 20 years		
16	Not Solar-Ready	DCAS	Bronx Concourse Plaza	198 East 161st	Bronx	EJA	231,190 GSF	Good	> 20 years		
16	Not Solar-Ready	DCAS	Bronx Family and Criminal Court	215 East 161st St	Bronx	EJA	388,800 GSF	Poor	15 to 19 years		
16	Not Solar-Ready	DCAS	Bronx Housing Court	1118 Grand Concourse	Bronx	EJA	99,000 GSF	Poor	15 to 19 years		
16	Not Solar-Ready	DHS	Franklin Women's Shelter	1122 Franklin Ave	Bronx	EJA	97,000 GSF	Unknown	Unknown		
16	Not Solar-Ready	DHS	Webster Avenue SRO	1075 Webster Ave	Bronx	EJA	174,600 GSF	Good	Unknown		

City Council District	2020 Solar-Ready Status	Agency	Site	Address	Borough	Environmental Justice Area**	Total Gross Square Footage	Roof Condition	Roof Age	Solar-Readiness Assessment***	Other Sustainability Projects****
16	Not Solar-Ready	DOE	X011	1257 Ogden Ave	Bronx	EJA	68,000 GSF	Good	5 to 9 years	Yes	
16	Not Solar-Ready	DOE	X022	270 East 167th St	Bronx	EJA	158,575 GSF	Poor	> 20 years		
16	Not Solar-Ready	DOE	X035	261 East 163 St	Bronx	EJA	54,175 GSF	Fair	> 20 years		
16	Not Solar-Ready	DOE	X042	1537 Washington Ave	Bronx	EJA	65,000 GSF	Poor	10 to 14 years	Yes	
16	Not Solar-Ready	DOE	X053	360 East 168 St	Bronx	EJA	78,002 GSF	Fair	> 20 years		
16	Not Solar-Ready	DOE	X055	450 Saint Paul's Pl	Bronx	EJA	123,000 GSF	Between Fair and Poor	10 to 14 years		
16	Not Solar-Ready	DOE	X063	1260 Franklin Ave	Bronx	EJA	77,000 GSF	Poor	10 to 14 years	Yes	

City Council District	2020 Solar-Ready Status	Agency	Site	Address	Borough	Environmental Justice Area**	Total Gross Square Footage	Roof Condition	Roof Age	Solar-Readiness Assessment***	Other Sustainability Projects****
16	Not Solar-Ready	DOE	X064	1425 Walton Ave	Bronx	EJA	93,581 GSF	Fair	10 to 14 years		
16	Not Solar-Ready	DOE	X088	1340 Sheridan Ave	Bronx	EJA	27,660 GSF	Fair	10 to 14 years		
16	Not Solar-Ready	DOE	X104	1449 Shakespeare Ave	Bronx	EJA	124,900 GSF	Fair	> 20 years		
16	Not Solar-Ready	DOE	X110	580 Crotona Park South	Bronx	EJA	112,925 GSF	Fair	10 to 14 years		
16	Not Solar-Ready	DOE	X114	1155 Cromwell Ave	Bronx		82,925 GSF	Fair	> 20 years		
16	Not Solar-Ready	DOE	X120	890 Cauldwell Ave	Bronx	EJA	138,175 GSF	Fair	10 to 14 years		
16	Solar-Ready	DOE	X126	175 West 166 St	Bronx	EJA	105,600 GSF	Good	5 to 9 years		

City Council District	2020 Solar-Ready Status	Agency	Site	Address	Borough	Environmental Justice Area**	Total Gross Square Footage	Roof Condition	Roof Age	Solar-Readiness Assessment***	Other Sustainability Projects****
16	Not Solar-Ready	DOE	X132	1245 Washington Ave	Bronx	EJA	117,725 GSF	Fair	> 20 years		
16	Not Solar-Ready	DOE	X145	1000 Teller Ave	Bronx	EJA	186,175 GSF	Poor	> 20 years		
16	Not Solar-Ready	DOE	X146	968 Caudwell Ave	Bronx	EJA	98,525 GSF	Fair	> 20 years		
16	Not Solar-Ready	DOE	X148	3630 Third Ave	Bronx	EJA	188,400 GSF	Between Fair and Poor	10 to 14 years	Yes	
16	Not Solar-Ready	DOE	X158	800 Home St	Bronx	EJA	224,575 GSF	Fair	10 to 14 years		
16	Not Solar-Ready	DOE	X229	275 Harlem River Park Brg	Bronx	EJA	186,000 GSF	Between Fair and Poor	15 to 19 years	Yes	
16	Not Solar-Ready	DOE	X235	1220 Gerard Ave	Bronx	EJA	125,583 GSF	Fair	> 20 years		

City Council District	2020 Solar-Ready Status	Agency	Site	Address	Borough	Environmental Justice Area**	Total Gross Square Footage	Roof Condition	Roof Age	Solar-Readiness Assessment***	Other Sustainability Projects****
16	Not Solar-Ready	DOE	X400	1110 Boston Rd	Bronx	EJA	199,036 GSF	Fair	> 20 years		
16	Not Solar-Ready	DOE	X410	240 E. 172nd St	Bronx	EJA	336,731 GSF	Fair	10 to 14 years		
16	Not Solar-Ready	DOE	X460	244 East 163rd St	Bronx	EJA	135,600 GSF	Fair	10 to 14 years		
16	Not Solar-Ready	DOE	X970	1595 Bathgate Ave	Bronx	EJA	154,000 GSF	Fair	10 to 14 years		
16	Not Solar-Ready	DOHMH	Morrisania Health Center	1309 Fulton Ave	Bronx	EJA	51,434 GSF	Unknown	10 to 14 years		
16	Not Solar-Ready	DPR	Claremont Park Pool	Clay Ave at East 171st St	Bronx		10,200 GSF	Fair	> 20 years		
16	Solar-Ready	DPR	Mullaly Park Rink and Rec Center	East 164th St at Jerome Ave	Bronx		15,500 GSF	Between Good and Fair	5 to 9 years		Planned Green Roof

City Council District	2020 Solar-Ready Status	Agency	Site	Address	Borough	Environmental Justice Area**	Total Gross Square Footage	Roof Condition	Roof Age	Solar-Readiness Assessment***	Other Sustainability Projects****
16	Not Solar-Ready	DPR	West Bronx Recreation Center	1527 Jesup Ave	Bronx	EJA	12,500 GSF	Fair	15 to 19 years		Planned Green Roof
16	Not Solar-Ready	DPR	Yankee Stadium Parking Garage	40 - 44 East 161 St	Bronx		48,455 GSF	Unknown	Unknown		
16	Not Solar-Ready	DSNY	Bronx 03 Section Station 1	1595 Washington Ave	Bronx	EJA	22,750 GSF	Poor	> 20 years		
16	Not Solar-Ready	DSNY	Bronx 5 District Garage	1331 Cromwell Ave	Bronx	EJA	21,126 GSF	Between Fair and Poor	> 20 years		
16	Not Solar-Ready	FDNY	Engine Co. 50 and Ladder Co. 19, Batt. 26	1155 Washington Ave	Bronx	EJA	13,500 GSF	Between Fair and Poor	15 to 19 years		
16	Not Solar-Ready	FDNY	Engine Co. 68 and Ladder 49	1160 Ogden Ave	Bronx	EJA	10,220 GSF	Unknown	15 to 19 years		
16	Not Solar-Ready	FDNY	Engine Co. 92 and Ladder Co. 44, Batt. 17	1259 Morris Ave	Bronx	EJA	10,623 GSF	Fair	10 to 14 years		

City Council District	2020 Solar-Ready Status	Agency	Site	Address	Borough	Environmental Justice Area**	Total Gross Square Footage	Roof Condition	Roof Age	Solar-Readiness Assessment***	Other Sustainability Projects****
16	Solar-Ready	FDNY	Rescue 3	1655 Washington Ave	Bronx	EJA	29,250 GSF	Good	< 2 years		
16	Not Solar-Ready	HHC	Morrisania DTC Center	1225 Gerard Ave	Bronx	EJA	83,031 GSF	Poor	> 20 years		
16	Not Solar-Ready	HRA	HPA Bronx Housing Court (Space) Court Bldg.	1118 Grand Concourse	Bronx		Unknown	Unknown	Unknown		
16	Not Solar-Ready	HRA	OCSS Bronx Family Court; OCSS/OLA Temporary Family Court Unit	900 Sheridan Ave	Bronx		Unknown	Unknown	Unknown		
16	Not Solar-Ready	NYPD	44th Precinct	1278 Sedgwick Ave	Bronx	EJA	18,265 GSF	Between Fair and Poor	15 to 19 years		
16	Not Solar-Ready	NYPD	44th Precinct	2 East 169th St	Bronx	EJA	48,200 GSF	Fair	> 20 years		
16	Solar-Ready	NYPL	High Bridge Branch Library	78 West 168th St	Bronx	EJA	10,400 GSF	Good	< 2 years		

City Council District	2020 Solar-Ready Status	Agency	Site	Address	Borough	Environmental Justice Area**	Total Gross Square Footage	Roof Condition	Roof Age	Solar-Readiness Assessment***	Other Sustainability Projects****
16	Not Solar-Ready	NYPL	Morrisania Branch Library	610 East 169th St	Bronx	EJA	14,503 GSF	Fair	> 20 years		
17	Not Solar-Ready	ACS	Horizon Juvenile Center	560 Brook Ave	Bronx	EJA	210,444 GSF	Between Good and Fair	> 20 years		
17	Not Solar-Ready	ACS	La Peninsula Head Start Program	1054 Intervale Ave	Bronx	EJA	20,000 GSF	Between Good and Fair	15 to 19 years		
17	Not Solar-Ready	CUNY	Administration Building - G	135 East 146th St	Bronx	EJA	13,178 GSF	Poor	Unknown		
17	Solar-Ready	CUNY	B Building	500 Grand Concourse	Bronx	EJA	124,892 GSF	Good	5 to 9 years		
17	Solar-Ready	CUNY	Savoy Building D	120 East 149th St	Bronx	EJA	44,976 GSF	Good	< 2 years		Existing Green Roof
17	Not Solar-Ready	DCAS	Bronx Bergen Building	1932 Arthur Ave	Bronx	EJA	123,802 GSF	Fair	> 20 years		

City Council District	2020 Solar-Ready Status	Agency	Site	Address	Borough	Environmental Justice Area**	Total Gross Square Footage	Roof Condition	Roof Age	Solar-Readiness Assessment***	Other Sustainability Projects****
17	Not Solar-Ready	DEP	Dewatering Building	1360 Ryawa Ave	Bronx	EJA	29,722 GSF	Between Fair and Poor	> 20 years		
17	Not Solar-Ready	DEP	Digester A1	1360 Ryawa Ave	Bronx	EJA	28,205 GSF	Between Fair and Poor	> 20 years		
17	Not Solar-Ready	DEP	Main Building	1360 Ryawa Ave	Bronx	EJA	28,137 GSF	Between Fair and Poor	> 20 years		
17	Not Solar-Ready	DEP	Sludge Dewatering Building	1360 Ryawa Ave	Bronx	EJA	14,280 GSF	Between Fair and Poor	> 20 years		
17	Not Solar-Ready	DEP	Sludge Thickener	1360 Ryawa Ave	Bronx	EJA	10,109 GSF	Between Fair and Poor	> 20 years		
17	Not Solar-Ready	DHS	Freeman Houses Residence	999 Freeman St	Bronx	EJA	21,633 GSF	Unknown	Unknown		
17	Not Solar-Ready	DHS	Seneca Houses Residence	1215 Seneca Ave	Bronx	EJA	64,315 GSF	Unknown	Unknown		

City Council District	2020 Solar-Ready Status	Agency	Site	Address	Borough	Environmental Justice Area**	Total Gross Square Footage	Roof Condition	Roof Age	Solar-Readiness Assessment***	Other Sustainability Projects****
17	Not Solar-Ready	DHS	Willow Avenue Men's Shelter	780 East 136th St	Bronx	EJA	36,000 GSF	Unknown	Unknown		
17	Not Solar-Ready	DOE	X001	335 East 152 St	Bronx	EJA	115,375 GSF	Fair	> 20 years		
17	Not Solar-Ready	DOE	X006	1000 East Tremont Ave	Bronx	EJA	99,828 GSF	Fair	> 20 years		
17	Not Solar-Ready	DOE	X029	758 Courtlandt Ave	Bronx	EJA	90,000 GSF	Poor	> 20 years		
17	Not Solar-Ready	DOE	X039	965 Longwood Ave	Bronx	EJA	84,000 GSF	Between Fair and Poor	10 to 14 years	Yes	
17	Not Solar-Ready	DOE	X044	1825 Prospect Ave	Bronx	EJA	72,080 GSF	Under Construction	Under Construction		
17	Not Solar-Ready	DOE	X048	1290 Spofford Ave	Bronx	EJA	85,000 GSF	Good	2 to 4 years		

City Council District	2020 Solar-Ready Status	Agency	Site	Address	Borough	Environmental Justice Area**	Total Gross Square Footage	Roof Condition	Roof Age	Solar-Readiness Assessment***	Other Sustainability Projects****
17	Not Solar-Ready	DOE	X050	1550 Vyse Ave	Bronx	EJA	88,800 GSF	Between Good and Fair	10 to 14 years		
17	Solar-Ready	DOE	X060	888 Reverend James A. Polite Ave	Bronx	EJA	113,000 GSF	Good	5 to 9 years	Yes	
17	Not Solar-Ready	DOE	X061	1550 Crotona Park East	Bronx	EJA	92,500 GSF	Between Fair and Poor	> 20 years		
17	Not Solar-Ready	DOE	X067	2024 Mohegan Ave	Bronx	EJA	128,568 GSF	Fair	> 20 years		
17	Not Solar-Ready	DOE	X074	730 Bryant Ave	Bronx	EJA	139,000 GSF	Between Fair and Poor	10 to 14 years		
17	Not Solar-Ready	DOE	X075	984 Faile St	Bronx	EJA	109,000 GSF	Good	5 to 9 years	Yes	
17	Not Solar-Ready	DOE	X084	1434 Longfellow Ave	Bronx	EJA	176,000 GSF	Poor	> 20 years		

City Council District	2020 Solar-Ready Status	Agency	Site	Address	Borough	Environmental Justice Area**	Total Gross Square Footage	Roof Condition	Roof Age	Solar-Readiness Assessment***	Other Sustainability Projects****
17	Solar-Ready	DOE	X098	1619 Boston Rd	Bronx	EJA	143,000 GSF	Good	5 to 9 years	Yes	
17	Not Solar-Ready	DOE	X099	1180 Reverend James A. Polite Ave	Bronx	EJA	76,000 GSF	Between Fair and Poor	10 to 14 years	Yes	
17	Not Solar-Ready	DOE	X116	977 Fox St	Bronx	EJA	208,975 GSF	Fair	> 20 years		
17	Not Solar-Ready	DOE	X150	920 East 167 St	Bronx	EJA	114,175 GSF	Between Good and Fair	> 20 years		
17	Not Solar-Ready	DOE	X151	250 East 156 St	Bronx	EJA	205,200 GSF	Fair	> 20 years		
17	Not Solar-Ready	DOE	X152	1007 Evergreen Ave	Bronx	EJA	109,200 GSF	Fair	> 20 years		
17	Not Solar-Ready	DOE	X156	750 Concourse Village W	Bronx		95,000 GSF	Between Fair and Poor	10 to 14 years		

City Council District	2020 Solar-Ready Status	Agency	Site	Address	Borough	Environmental Justice Area**	Total Gross Square Footage	Roof Condition	Roof Age	Solar-Readiness Assessment***	Other Sustainability Projects****
17	Not Solar-Ready	DOE	X157	757 Cauldwell Ave	Bronx	EJA	98,400 GSF	Poor	> 20 years		
17	Not Solar-Ready	DOE	X162	600 Saint Ann's Ave	Bronx	EJA	211,375 GSF	Fair	> 20 years		
17	Not Solar-Ready	DOE	X167	1970 West Farms Rd	Bronx	EJA	207,600 GSF	Between Fair and Poor	10 to 14 years	Yes	
17	Not Solar-Ready	DOE	X193	1919 Prospect Ave	Bronx	EJA	210,175 GSF	Fair	> 20 years		
17	Not Solar-Ready	DOE	X198	1180 Tinton Ave	Bronx	EJA	122,400 GSF	Poor	> 20 years		
17	Not Solar-Ready	DOE	X359	750 Concourse Village West	Bronx		114,000 GSF	Fair	> 20 years		
17	Not Solar-Ready	DOE	X392	928 Simpson St	Bronx	EJA	99,121 GSF	Good	10 to 14 years		

City Council District	2020 Solar-Ready Status	Agency	Site	Address	Borough	Environmental Justice Area**	Total Gross Square Footage	Roof Condition	Roof Age	Solar-Readiness Assessment***	Other Sustainability Projects****
17	Not Solar-Ready	DOE	X401	1010 Reverend James A. Polite Ave	Bronx	EJA	194,575 GSF	Fair	> 20 years		
17	Not Solar-Ready	DOE	X470	701 St. Ann's Ave	Bronx	EJA	119,810 GSF	Between Fair and Poor	> 20 years		
17	Not Solar-Ready	DOE	X600	333 East 151 St	Bronx	EJA	286,800 GSF	Between Fair and Poor	15 to 19 years		
17	Not Solar-Ready	DOE	X650	900 Tinton Ave	Bronx	EJA	154,951 GSF	Poor	> 20 years		
17	Not Solar-Ready	DOE	X817	1680 Hoe Ave	Bronx	EJA	10,860 GSF	Between Good and Fair	10 to 14 years		
17	Not Solar-Ready	DOE	X972	1440 Story Ave	Bronx	EJA	92,100 GSF	Fair	10 to 14 years		
17	Not Solar-Ready	DOE	X973	1716 Southern Blvd	Bronx	EJA	70,230 GSF	Fair	10 to 14 years		

City Council District	2020 Solar-Ready Status	Agency	Site	Address	Borough	Environmental Justice Area**	Total Gross Square Footage	Roof Condition	Roof Age	Solar-Readiness Assessment***	Other Sustainability Projects****
17	Not Solar-Ready	DOHMH	Tremont Health Center	1826 Arthur Ave	Bronx	EJA	41,894 GSF	Between Fair and Poor	10 to 14 years		
17	Not Solar-Ready	DPR	Citywide Services and Storehouse	850 East 138th St	Bronx	EJA	74,080 GSF	Fair	> 20 years		Existing Green Roof
17	Solar-Ready	DPR	Crotona Park Pool and Bathhouse	East 173rd St at Fulton Ave	Bronx		25,000 GSF	Between Good and Fair	5 to 9 years		Planned Green Roof, Existing Cool Roof
17	Not Solar-Ready	DPR	Hunt's Point Recreation Center	765 Manida St	Bronx	EJA	22,340 GSF	Fair	> 20 years		
17	Not Solar-Ready	DSNY	Bronx 3A Broom Depot	1661 West Farms Rd	Bronx	EJA	15,600 GSF	Between Fair and Poor	> 20 years		
17	Not Solar-Ready	DSNY	Bronx 6, 6A District Garage	800 East 176th St	Bronx	EJA	85,715 GSF	Poor	> 20 years	Yes	

City Council District	2020 Solar-Ready Status	Agency	Site	Address	Borough	Environmental Justice Area**	Total Gross Square Footage	Roof Condition	Roof Age	Solar-Readiness Assessment***	Other Sustainability Projects****
17	Not Solar-Ready	DSNY	Citywide Transport Unit	1383 Randall Ave	Bronx		36,135 GSF	Poor	Unknown		
17	Solar-Ready	DSNY	Section Station 92, Bronx Enforcement	1787 West Farms Rd	Bronx	EJA	32,700 GSF	Good	2 to 4 years		
17	Not Solar-Ready	FDNY	Engine Co. 45 and Ladder Co. 58, Batt. 18	925 East Tremont Ave	Bronx	EJA	15,225 GSF	Poor	> 20 years		
17	Not Solar-Ready	FDNY	Engine Co. 71 and Ladder Co. 55, Division 6	720 Melrose Ave	Bronx	EJA	14,416 GSF	Unknown	15 to 19 years		
17	Not Solar-Ready	FDNY	Engine Co. 73 and Ladder Co. 42	665 Prospect Ave	Bronx	EJA	15,170 GSF	Poor	> 20 years		
17	Not Solar-Ready	FDNY	Marine Co. 6	Grand St at East Riv	Manhattan		16,500 GSF	Unknown	Unknown		
17	Not Solar-Ready	HHC	Lincoln Medical and Mental Health Center	234 East 149th St	Bronx	EJA	1,628,485 GSF	Poor	> 20 years		

City Council District	2020 Solar-Ready Status	Agency	Site	Address	Borough	Environmental Justice Area**	Total Gross Square Footage	Roof Condition	Roof Age	Solar-Readiness Assessment***	Other Sustainability Projects****
17	Not Solar-Ready	NYPD	41st Precinct	1035 Longwood Ave	Bronx	EJA	42,567 GSF	Fair	15 to 19 years		
17	Not Solar-Ready	NYPD	42nd Precinct	830 Washington Ave	Bronx	EJA	25,465 GSF	Unknown	15 to 19 years		
17	Not Solar-Ready	NYPD	Detective Borough Command (Old 41st Precinct)	1086 Simpson St	Bronx	EJA	22,962 GSF	Between Fair and Poor	15 to 19 years		
17	Not Solar-Ready	NYPL	Hunt's Point Branch Library	877 Southern Blvd	Bronx	EJA	13,715 GSF	Fair	Unknown		
17	Not Solar-Ready	NYPL	West Farms Branch Library	2085 Honeywell Ave	Bronx	EJA	15,591 GSF	Poor	Unknown		
17	Not Solar-Ready	NYPL	Woodstock Branch Library	761 East 160th St	Bronx	EJA	16,524 GSF	Fair	10 to 14 years		
18	Not Solar-Ready	DHS	Commonwealth Avenue SRO (Single Room Occupancy) Residence	1150 Commonwealth Ave	Bronx	EJA	60,000 GSF	Poor	5 to 9 years		

City Council District	2020 Solar-Ready Status	Agency	Site	Address	Borough	Environmental Justice Area**	Total Gross Square Footage	Roof Condition	Roof Age	Solar-Readiness Assessment***	Other Sustainability Projects****
18	Solar-Ready	DOE	X036	1070 Castle Hill Ave	Bronx	EJA	85,260 GSF	Good	2 to 4 years	Yes	
18	Solar-Ready	DOE	X047	1794 East 172 St	Bronx	EJA	100,925 GSF	Good	2 to 4 years	Yes	
18	Not Solar-Ready	DOE	X069	560 Thieriot Ave	Bronx	EJA	42,000 GSF	Between Good and Fair	10 to 14 years		
18	Solar-Ready	DOE	X077	1250 Ward Ave	Bronx	EJA	107,000 GSF	Good	2 to 4 years		
18	Solar-Ready	DOE	X102	1827 Archer St	Bronx	EJA	141,000 GSF	Between Good and Fair	5 to 9 years	Yes	
18	Not Solar-Ready	DOE	X106	2120 St. Raymond Ave	Bronx	EJA	133,512 GSF	Fair	10 to 14 years		
18	Not Solar-Ready	DOE	X107	1695 Seward Ave	Bronx	EJA	88,925 GSF	Fair	> 20 years		
18	Not Solar-Ready	DOE	X119	1075 Pugsley Ave	Bronx	EJA	64,628 GSF	Fair	> 20 years		

City Council District	2020 Solar-Ready Status	Agency	Site	Address	Borough	Environmental Justice Area**	Total Gross Square Footage	Roof Condition	Roof Age	Solar-Readiness Assessment***	Other Sustainability Projects****
18	Solar-Ready	DOE	X121	2750 Throop Ave	Bronx	EJA	93,000 GSF	Good	5 to 9 years	Yes	
18	Not Solar-Ready	DOE	X123	1025 Morrison Ave	Bronx	EJA	157,200 GSF	Fair	> 20 years		
18	Not Solar-Ready	DOE	X127	1560 Purdy St	Bronx	EJA	153,725 GSF	Fair	> 20 years		
18	Not Solar-Ready	DOE	X138	2060 Lafayette Ave	Bronx	EJA	85,253 GSF	Poor	> 20 years		
18	Not Solar-Ready	DOE	X174	456 White Plains Rd	Bronx	EJA	202,880 GSF	Between Fair and Poor	> 20 years		
18	Not Solar-Ready	DOE	X182	601 Stickball Blvd	Bronx	EJA	102,000 GSF	Between Fair and Poor	10 to 14 years	Yes	
18	Not Solar-Ready	DOE	X194	1301 Zerega Ave	Bronx	EJA	176,400 GSF	Fair	> 20 years		

City Council District	2020 Solar-Ready Status	Agency	Site	Address	Borough	Environmental Justice Area**	Total Gross Square Footage	Roof Condition	Roof Age	Solar-Readiness Assessment***	Other Sustainability Projects****
18	Not Solar-Ready	DOE	X423	1551 East 172 St	Bronx	EJA	121,200 GSF	Between Fair and Poor	10 to 14 years	Yes	
18	Not Solar-Ready	DOE	X982	1250 Ward Ave	Bronx	EJA	11,016 GSF	Between Fair and Poor	> 20 years		
18	Not Solar-Ready	DSNY	Bronx 11 Sanitation Garage	850 Zerega Ave	Bronx		38,632 GSF	Good	> 20 years		
18	Not Solar-Ready	DSNY	Bronx 9/10 Sanitation Garage	850 Zerega Ave	Bronx		115,900 GSF	Poor	> 20 years		
18	Not Solar-Ready	FDNY	EMS 3	501 Zerega Ave	Bronx		11,333 GSF	Good	2 to 4 years		Existing Green Roof
18	Not Solar-Ready	NYPD	43rd Precinct	900 Fteley Ave	Bronx	EJA	29,179 GSF	Unknown	15 to 19 years		
18	Not Solar-Ready	NYPL	Parkchester Branch Library	1985 Westchester Ave	Bronx	EJA	14,744 GSF	Poor	Unknown		

City Council District	2020 Solar-Ready Status	Agency	Site	Address	Borough	Environmental Justice Area**	Total Gross Square Footage	Roof Condition	Roof Age	Solar-Readiness Assessment***	Other Sustainability Projects****
18	Solar-Ready	NYPL	Soundview Branch Library	660 Soundview Ave	Bronx	EJA	10,350 GSF	Good	< 2 years		
19	Not Solar-Ready	DEP	Collection Facility North Quarters	127-01 Powells Cove Blvd	Queens	EJA	13,560 GSF	Poor	> 20 years		
19	Not Solar-Ready	DEP	Dewatering Facility	127-01 Powells Cove Blvd	Queens	EJA	29,722 GSF	Poor	> 20 years		
19	Not Solar-Ready	DEP	Pump & Blower Building	127-01 Powells Cove Blvd	Queens	EJA	51,652 GSF	Poor	> 20 years		
19	Not Solar-Ready	DEP	Screen Building	127-01 Powells Cove Blvd	Queens	EJA	19,377 GSF	Poor	> 20 years		
19	Not Solar-Ready	DOE	Q029	125-10 23 Ave	Queens		49,171 GSF	Fair	10 to 14 years		
19	Not Solar-Ready	DOE	Q031	211-45 46 Rd	Queens	EJA	68,460 GSF	Under Construction	Under Construction		

City Council District	2020 Solar-Ready Status	Agency	Site	Address	Borough	Environmental Justice Area**	Total Gross Square Footage	Roof Condition	Roof Age	Solar-Readiness Assessment***	Other Sustainability Projects****
19	Not Solar-Ready	DOE	Q032	171-11 35 Ave	Queens		85,023 GSF	Between Fair and Poor	> 20 years		
19	Not Solar-Ready	DOE	Q041	214-43 35 Ave	Queens		67,307 GSF	Between Fair and Poor	> 20 years		
19	Not Solar-Ready	DOE	Q067	51-60 Marathon Pkwy	Queens		148,000 GSF	Fair	2 to 4 years		
19	Solar-Ready	DOE	Q094	41-77 Little Neck Pkwy	Queens		45,600 GSF	Between Good and Fair	5 to 9 years		
19	Not Solar-Ready	DOE	Q098	40-20 235 St	Queens	EJA	44,460 GSF	Fair	> 20 years		
19	Not Solar-Ready	DOE	Q107	167-02 45 Ave	Queens	EJA	132,060 GSF	Fair	10 to 14 years		
19	Not Solar-Ready	DOE	Q129	128-02 7th Ave	Queens		115,842 GSF	Fair	> 20 years		

City Council District	2020 Solar-Ready Status	Agency	Site	Address	Borough	Environmental Justice Area**	Total Gross Square Footage	Roof Condition	Roof Age	Solar-Readiness Assessment***	Other Sustainability Projects****
19	Not Solar-Ready	DOE	Q158	46-35 Oceania St	Queens	EJA	164,525 GSF	Between Good and Fair	> 20 years		
19	Not Solar-Ready	DOE	Q159	205-01 33 Ave	Queens		75,700 GSF	Poor	> 20 years		
19	Not Solar-Ready	DOE	Q169	18-25 212 St	Queens		92,575 GSF	Poor	> 20 years		
19	Not Solar-Ready	DOE	Q193	152-20 11 Ave	Queens		79,111 GSF	Fair	> 20 years		
19	Not Solar-Ready	DOE	Q194	154-60 17 Ave	Queens		128,000 GSF	Poor	> 20 years		
19	Not Solar-Ready	DOE	Q209	16-10 Utopia Pkwy	Queens		91,325 GSF	Fair	10 to 14 years		
19	Not Solar-Ready	DOT	Queens Bus Facility	128-10 26th Ave	Queens		79,260 GSF	Unknown	Unknown		

City Council District	2020 Solar-Ready Status	Agency	Site	Address	Borough	Environmental Justice Area**	Total Gross Square Footage	Roof Condition	Roof Age	Solar-Readiness Assessment***	Other Sustainability Projects****
19	Not Solar-Ready	DPR	Fort Totten Campus: Building 208	208 Totten Ave	Queens		18,988 GSF	Between Fair and Poor	15 to 19 years		
19	Not Solar-Ready	DPR	Fort Totten Campus: Building 422	422 Weaver Rd	Queens		12,587 GSF	Between Fair and Poor	15 to 19 years		
19	Solar-Ready	DSNY	North Shore Marine Transfer Station	119-01 31st Ave	Queens		110,088 GSF	Good	5 to 9 years	Yes	
19	Not Solar-Ready	DSNY	Queens 7 Garage and Boro Office	120-15 31st Ave	Queens		134,564 GSF	Good	> 20 years	Yes	
19	Not Solar-Ready	DSNY	Queens 7A District Garage Annex	30-19 122nd St	Queens		49,921 GSF	Good	10 to 14 years		
19	Not Solar-Ready	FDNY	Building 107	107 Duane Rd	Queens		12,404 GSF	Poor	> 20 years		
19	Not Solar-Ready	FDNY	Building 304	304 Shore Rd	Queens		28,831 GSF	Unknown	Unknown		

City Council District	2020 Solar-Ready Status	Agency	Site	Address	Borough	Environmental Justice Area**	Total Gross Square Footage	Roof Condition	Roof Age	Solar-Readiness Assessment***	Other Sustainability Projects****
19	Not Solar-Ready	FDNY	Building 318	318 Murray Ave	Queens		12,966 GSF	Unknown	Unknown		
19	Not Solar-Ready	FDNY	Building 322	322 Story Ave	Queens		30,260 GSF	Unknown	Unknown		
19	Not Solar-Ready	FDNY	Building 323	323 Story Ave	Queens		31,902 GSF	Unknown	Unknown		
19	Not Solar-Ready	FDNY	Building 325	325 Pratt Ave	Queens		31,892 GSF	Unknown	Unknown		
19	Not Solar-Ready	FDNY	Building 326	326 Story Ave	Queens		12,108 GSF	Unknown	Unknown		
19	Not Solar-Ready	FDNY	Building 333	333 Pratt Ave	Queens		17,602 GSF	Unknown	Unknown		
19	Not Solar-Ready	FDNY	Building 336	336 Shore Rd	Queens		23,732 GSF	Unknown	Unknown		

City Council District	2020 Solar-Ready Status	Agency	Site	Address	Borough	Environmental Justice Area**	Total Gross Square Footage	Roof Condition	Roof Age	Solar-Readiness Assessment***	Other Sustainability Projects****
19	Not Solar-Ready	FDNY	Building 400	400 Murray Ave	Queens		10,935 GSF	Unknown	Unknown		
19	Not Solar-Ready	FDNY	Building 401	401 Murray Ave	Queens		12,401 GSF	Unknown	Unknown		
19	Not Solar-Ready	FDNY	Building 402	402 Murray Ave	Queens		12,041 GSF	Unknown	Unknown		
19	Not Solar-Ready	FDNY	Building 405	405 Whistler Ave	Queens		22,392 GSF	Unknown	Unknown		
19	Not Solar-Ready	FDNY	Building 409	409 Shore Rd	Queens		13,728 GSF	Unknown	Unknown		
19	Not Solar-Ready	FDNY	Building 411	411 Shore Rd	Queens		13,728 GSF	Unknown	Unknown		
19	Solar-Ready	FDNY	Building 413	413 Shore Rd	Queens		13,728 GSF	Between Good and Fair	< 2 years		

City Council District	2020 Solar-Ready Status	Agency	Site	Address	Borough	Environmental Justice Area**	Total Gross Square Footage	Roof Condition	Roof Age	Solar-Readiness Assessment***	Other Sustainability Projects****
19	Not Solar-Ready	FDNY	Building 418	418 Weaver Ave	Queens		10,935 GSF	Unknown	Unknown		
19	Not Solar-Ready	FDNY	Fort Totten Campus: Building 420	420 Weaver Ave	Queens		10,935 GSF	Between Good and Fair	Unknown		
19	Not Solar-Ready	FDNY	Fort Totten Campus: Building 422	422 Weaver Ave	Queens		434,139 GSF	Unknown	10 to 14 years		
19	Not Solar-Ready	NYPD	111th Precinct	45-06 215th St	Queens		23,793 GSF	Good	10 to 14 years		
19	Solar-Ready	NYPD	620 Circle Drive	620 Circle Dr	Queens		5,926,250 GSF	Good	5 to 9 years		
19	Not Solar-Ready	NYPD	Harbor Unit Launch	14th Ave at Powells Cove Blvd	Queens	EJA	18,300 GSF	Poor	Unknown		
19	Not Solar-Ready	NYPD	Narcotics and Warrant Squad	13-10 111th St	Queens	EJA	56,944 GSF	Between Good and Fair	10 to 14 years		

City Council District	2020 Solar-Ready Status	Agency	Site	Address	Borough	Environmental Justice Area**	Total Gross Square Footage	Roof Condition	Roof Age	Solar-Readiness Assessment***	Other Sustainability Projects****
19	Solar-Ready	NYPD	Police Academy	130-30 28th Ave	Queens		250,577 GSF	Good	< 2 years		
19	Solar-Ready	QPL	Bayside Community Library	214-20 Northern Blvd	Queens		10,300 GSF	Good	< 2 years		
19	Not Solar-Ready	QPL	Douglaston/Little Neck Community Library	249-01 Northern Blvd	Queens	EJA	10,200 GSF	Fair	> 20 years		Planned Green Roof
20	Not Solar-Ready	DCLA	Flushing Town Hall	137-35 Northern Blvd	Queens	EJA	18,000 GSF	Good	> 20 years		
20	Not Solar-Ready	DOE	Q020	142-30 Barclay Ave	Queens	EJA	Unknown	Unknown	10 to 14 years		
20	Not Solar-Ready	DOE	Q022	153-33 Sanford Ave	Queens	EJA	76,643 GSF	Between Good and Fair	10 to 14 years		
20	Not Solar-Ready	DOE	Q023	138-11 35 Ave	Queens	EJA	25,260 GSF	Fair	> 20 years		

City Council District	2020 Solar-Ready Status	Agency	Site	Address	Borough	Environmental Justice Area**	Total Gross Square Footage	Roof Condition	Roof Age	Solar-Readiness Assessment***	Other Sustainability Projects****
20	Not Solar-Ready	DOE	Q024	141-11 Holly Ave	Queens	EJA	150,000 GSF	Poor	> 20 years		
20	Not Solar-Ready	DOE	Q120	58-01 136th St	Queens	EJA	111,725 GSF	Fair	> 20 years		
20	Solar-Ready	DOE	Q162	201-02 53 Ave	Queens	EJA	61,000 GSF	Good	2 to 4 years		
20	Not Solar-Ready	DOE	Q163	159-01 59 Ave	Queens	EJA	67,979 GSF	Fair	10 to 14 years		
20	Not Solar-Ready	DOE	Q177	56-37 188 St	Queens	EJA	60,320 GSF	Fair	> 20 years		
20	Not Solar-Ready	DOE	Q189	144-80 Barclay Ave	Queens	EJA	128,000 GSF	Between Fair and Poor	10 to 14 years		
20	Solar-Ready	DOE	Q214	31-15 140 St	Queens	EJA	72,080 GSF	Good	2 to 4 years		

City Council District	2020 Solar-Ready Status	Agency	Site	Address	Borough	Environmental Justice Area**	Total Gross Square Footage	Roof Condition	Roof Age	Solar-Readiness Assessment***	Other Sustainability Projects****
20	Not Solar-Ready	DOE	Q242	136-11 31st Rd	Queens	EJA	59,592 GSF	Fair	> 20 years		
20	Not Solar-Ready	DOE	Q244	137-20 Franklin Ave	Queens	EJA	54,000 GSF	Between Good and Fair	10 to 14 years		
20	Not Solar-Ready	DOE	Q430	58-20 Utopia Pkwy	Queens	EJA	246,000 GSF	Poor	> 20 years	Yes	
20	Not Solar-Ready	DOE	Q460	35-01 Union St	Queens	EJA	219,000 GSF	Poor	15 to 19 years	Yes	
20	Not Solar-Ready	DOE	Q859	30-48 Linden Pl	Queens	EJA	291,811 GSF	Fair	Unknown		
20	Not Solar-Ready	DOT	DOT Asphalt Plant	30-01 Harper St	Queens		14,300 GSF	Between Fair and Poor	Unknown		
20	Solar-Ready	DPR	Al Oerter Recreation Center	131-40 Fowler Ave	Queens		39,000 GSF	Fair	5 to 9 years		

City Council District	2020 Solar-Ready Status	Agency	Site	Address	Borough	Environmental Justice Area**	Total Gross Square Footage	Roof Condition	Roof Age	Solar-Readiness Assessment***	Other Sustainability Projects****
20	Not Solar-Ready	DPR	FMCP Aquatic Center	131-00 Avery Ave	Queens		110,000 GSF	Fair	5 to 9 years		
20	Not Solar-Ready	NYPD	109th Precinct	37-05 Union St	Queens	EJA	48,700 GSF	Good	10 to 14 years		
20	Solar-Ready	NYPD	Flushing Armory (Queens North Task Force)	137-58 Northern Blvd	Queens	EJA	35,734 GSF	Good	5 to 9 years		
20	Not Solar-Ready	QPL	Flushing (ALC) Community Library	41-17 Main St	Queens	EJA	76,000 GSF	Between Fair and Poor	15 to 19 years		
21	Not Solar-Ready	DCLA	Flushing Meadows Corona Park Campus: Queens Theatre in the Park	14 United Nations Ave South	Queens		30,538 GSF	Good	10 to 14 years		
21	Not Solar-Ready	DCLA	Great Hall	47-01 111th St	Queens		Unknown	Between Good and Fair	Unknown		

City Council District	2020 Solar-Ready Status	Agency	Site	Address	Borough	Environmental Justice Area**	Total Gross Square Footage	Roof Condition	Roof Age	Solar-Readiness Assessment***	Other Sustainability Projects****
21	Not Solar-Ready	DCLA	North Wing	47-01 111th St	Queens		Unknown	Good	Unknown		
21	Solar-Ready	DCLA	Queens Museum of Art	52-01 Grand Central Pkwy	Queens		110,000 GSF	Good	5 to 9 years		
21	Not Solar-Ready	DCLA	Viscusi Gallery	47-01 111th St	Queens		Unknown	Poor	Unknown		
21	Not Solar-Ready	DOE	Q014	107-01 Otis Ave	Queens	EJA	116,000 GSF	Good	2 to 4 years		
21	Not Solar-Ready	DOE	Q016	41-15 104 St	Queens	EJA	147,600 GSF	Fair	10 to 14 years		
21	Not Solar-Ready	DOE	Q019	98-02 Roosevelt Ave	Queens	EJA	224,000 GSF	Good	2 to 4 Years	Yes	
21	Not Solar-Ready	DOE	Q028	109-10 47th Ave	Queens	EJA	51,795 GSF	Fair	> 20 years		

City Council District	2020 Solar-Ready Status	Agency	Site	Address	Borough	Environmental Justice Area**	Total Gross Square Footage	Roof Condition	Roof Age	Solar-Readiness Assessment***	Other Sustainability Projects****
21	Not Solar-Ready	DOE	Q061	98-50 50 Ave	Queens	EJA	185,000 GSF	Poor	15 to 19 years	Yes	
21	Not Solar-Ready	DOE	Q127	98-01 25th Ave	Queens	EJA	111,725 GSF	Fair	10 to 14 years		
21	Not Solar-Ready	DOE	Q143	34-74 113 St	Queens	EJA	112,719 GSF	Fair	> 20 years		
21	Not Solar-Ready	DOE	Q228	32-65 93 St	Queens	EJA	45,000 GSF	Poor	15 to 19 years		
21	Solar-Ready	DOE	Q292	99-01 34th Ave	Queens	EJA	96,000 GSF	Between Good and Fair	2 to 4 years		
21	Not Solar-Ready	DOHMH	Corona Health Center	34-33 Junction Blvd	Queens	EJA	28,600 GSF	Unknown	10 to 14 years		
21	Not Solar-Ready	DOT	North Fleet Depot (Harper St. Yard Facility)	32-11 Harper St	Queens		95,761 GSF	Unknown	Unknown		

City Council District	2020 Solar-Ready Status	Agency	Site	Address	Borough	Environmental Justice Area**	Total Gross Square Footage	Roof Condition	Roof Age	Solar-Readiness Assessment***	Other Sustainability Projects****
21	Not Solar-Ready	DPR	Allied Building I	15 East Rd	Queens		19,836 GSF	Fair	15 to 19 years		
21	Not Solar-Ready	DPR	Allied Building II	13 East Rd	Queens		16,808 GSF	Fair	15 to 19 years		
21	Not Solar-Ready	DPR	FMCP Building	Flushing Meadows Corona Park	Queens		25,000 GSF	Fair	> 20 years		
21	Not Solar-Ready	DPR	Louis Armstrong Recreation Center	33-16 108th St	Queens		25,650 GSF	Fair	> 20 years		Planned Green Roof
21	Not Solar-Ready	DPR	Olmsted Center	Flushing Meadows-Corona Park	Queens		61,000 GSF	Fair	5 to 9 years		Existing Cool Roof
21	Solar-Ready	DPR	Olmsted Center Campus: FMCP Garage	12 Olmsted Dr	Queens		18,569 GSF	Fair	5 to 9 years		Existing Green Roof
21	Not Solar-Ready	DPR	Worlds Fair Marina	Flushing Bay Promenade	Queens		10,500 GSF	Poor	> 20 years		

City Council District	2020 Solar-Ready Status	Agency	Site	Address	Borough	Environmental Justice Area**	Total Gross Square Footage	Roof Condition	Roof Age	Solar-Readiness Assessment***	Other Sustainability Projects****
21	Not Solar-Ready	NYPD	110th Precinct	94-41 43rd Ave	Queens	EJA	15,300 GSF	Between Fair and Poor	10 to 14 years		
21	Not Solar-Ready	NYPD	115th Precinct	92-15 Northern Blvd	Queens	EJA	32,400 GSF	Fair	10 to 14 years		
21	Not Solar-Ready	QPL	East Elmhurst Community Library	95-06 Astoria Blvd	Queens	EJA	11,860 GSF	Poor	5 to 9 years		
21	Solar-Ready	QPL	Langston Hughes Community Library	100-01 Northern Blvd	Queens	EJA	23,000 GSF	Good	5 to 9 years		
22	Not Solar-Ready	DOC	200 Bed Modules	Rikers Island	Bronx		30,000 GSF	Poor	> 20 years		
22	Not Solar-Ready	DOC	300 Bed Annex	Rikers Island	Bronx		120,000 GSF	Between Fair and Poor	> 20 years		
22	Not Solar-Ready	DOC	AMKC Detention Facility	Rikers Island	Bronx		963,830 GSF	Between Fair and Poor	Unknown		

City Council District	2020 Solar-Ready Status	Agency	Site	Address	Borough	Environmental Justice Area**	Total Gross Square Footage	Roof Condition	Roof Age	Solar-Readiness Assessment***	Other Sustainability Projects****
22	Not Solar-Ready	DOC	Buildings 3&4	Rikers Island	Bronx		20,000 GSF	Poor	> 20 years		
22	Not Solar-Ready	DOC	CPSU 500 Bed Annex	Rikers Island	Bronx		120,000 GSF	Between Fair and Poor	> 20 years		
22	Not Solar-Ready	DOC	Dorms 17-20	Rikers Island	Bronx		32,000 GSF	Poor	> 20 years		
22	Not Solar-Ready	DOC	East Sprungs & WS	Rikers Island	Bronx		33,000 GSF	Poor	> 20 years		
22	Not Solar-Ready	DOC	EMTC Detention Facility	Rikers Island	Bronx		484,407 GSF	Fair	15 to 19 years		
22	Not Solar-Ready	DOC	GMDC Detention Facility	Rikers Island	Bronx		533,491 GSF	Fair	15 to 19 years		
22	Not Solar-Ready	DOC	GMDC MODS 4,5,8,9,10,11,12,13	Rikers Island	Bronx		92,000 GSF	Poor	> 20 years		

City Council District	2020 Solar-Ready Status	Agency	Site	Address	Borough	Environmental Justice Area**	Total Gross Square Footage	Roof Condition	Roof Age	Solar-Readiness Assessment***	Other Sustainability Projects****
22	Not Solar-Ready	DOC	Hart Island Module / S1	Rikers Island	Bronx		10,000 GSF	Poor	> 20 years		
22	Not Solar-Ready	DOC	JATC Detention Facility	Rikers Island	Bronx		642,800 GSF	Poor	Unknown		
22	Not Solar-Ready	DOC	Locker Room	Rikers Island	Bronx		15,000 GSF	Poor	> 20 years		
22	Not Solar-Ready	DOC	Main Building	Rikers Island	Bronx		461,047 GSF	Between Fair and Poor	Unknown		
22	Not Solar-Ready	DOC	MODS 14,15,16,LL,N,QQ,RR	Rikers Island	Bronx		70,980 GSF	Poor	> 20 years		
22	Not Solar-Ready	DOC	Mods 2,4,10	Rikers Island	Bronx		118,200 GSF	Poor	> 20 years		
22	Not Solar-Ready	DOC	Module 1	Rikers Island	Bronx		10,000 GSF	Poor	> 20 years		

City Council District	2020 Solar-Ready Status	Agency	Site	Address	Borough	Environmental Justice Area**	Total Gross Square Footage	Roof Condition	Roof Age	Solar-Readiness Assessment***	Other Sustainability Projects****
22	Not Solar-Ready	DOC	Modules DD/(6)	Rikers Island	Bronx		10,000 GSF	Poor	> 20 years		
22	Not Solar-Ready	DOC	Modules OO & PP/ (11&12)	Rikers Island	Bronx		20,000 GSF	Poor	> 20 years		
22	Not Solar-Ready	DOC	Modules WW & XX/ (7&8)	Rikers Island	Bronx		20,000 GSF	Poor	> 20 years		
22	Not Solar-Ready	DOC	North Infirmary Command (NIC)	Rikers Island	Bronx		66,800 GSF	Fair	15 to 19 years		
22	Not Solar-Ready	DOC	Pantry Buildings 1&2	Rikers Island	Bronx		10,000 GSF	Poor	> 20 years		
22	Not Solar-Ready	DOC	Pantry Buildings 3&4	Rikers Island	Bronx		10,000 GSF	Poor	> 20 years		
22	Not Solar-Ready	DOC	Pantry Buildings 5	Rikers Island	Bronx		10,000 GSF	Poor	> 20 years		

City Council District	2020 Solar-Ready Status	Agency	Site	Address	Borough	Environmental Justice Area**	Total Gross Square Footage	Roof Condition	Roof Age	Solar-Readiness Assessment***	Other Sustainability Projects****
22	Not Solar-Ready	DOC	Rikers Island Bakery	Rikers Island	Bronx		30,750 GSF	Poor	> 20 years		
22	Not Solar-Ready	DOC	Rikers Island Division 1 Storehouse	Rikers Island	Bronx		30,000 GSF	Poor	> 20 years		
22	Not Solar-Ready	DOC	Rikers Island GRVC Detention Facility	Rikers Island	Bronx		458,000 GSF	Between Fair and Poor	Unknown		
22	Not Solar-Ready	DOC	Rikers Island Laundry Facility	Rikers Island	Bronx		19,350 GSF	Poor	> 20 years		
22	Solar-Ready	DOC	Rikers Island New Central Warehouse	15-15 Hazen St	Bronx		28,838 GSF	Good	5 to 9 years		
22	Not Solar-Ready	DOC	Rikers Island Powerhouse	Rikers Island	Bronx		36,450 GSF	Poor	> 20 years		
22	Not Solar-Ready	DOC	Rikers Island Telecom / SOD / COD	Rikers Island	Bronx		16,000 GSF	Fair	15 to 19 years		

City Council District	2020 Solar-Ready Status	Agency	Site	Address	Borough	Environmental Justice Area**	Total Gross Square Footage	Roof Condition	Roof Age	Solar-Readiness Assessment***	Other Sustainability Projects****
22	Not Solar-Ready	DOC	Rikers Island Transportation Garage (ASRS)	Rikers Island	Bronx		73,895 GSF	Poor	> 20 years		
22	Not Solar-Ready	DOC	RMSC Detention Facility	Rikers Island	Bronx		291,000 GSF	Between Fair and Poor	Unknown		
22	Not Solar-Ready	DOC	RNDC Detention Facility	Rikers Island	Bronx		557,200 GSF	Between Fair and Poor	Unknown		
22	Not Solar-Ready	DOC	Sprung 1 (HIIP)	Rikers Island	Bronx		10,000 GSF	Poor	> 20 years		
22	Not Solar-Ready	DOC	Sprungs, MOD 3	Rikers Island	Bronx		30,400 GSF	Poor	> 20 years		
22	Not Solar-Ready	DOC	West Sprungs	Rikers Island	Bronx		30,000 GSF	Poor	> 20 years		
22	Not Solar-Ready	DOC	WF Detention Facility	Rikers Island	Bronx		94,914 GSF	Poor	> 20 years		

City Council District	2020 Solar-Ready Status	Agency	Site	Address	Borough	Environmental Justice Area**	Total Gross Square Footage	Roof Condition	Roof Age	Solar-Readiness Assessment***	Other Sustainability Projects****
22	Not Solar-Ready	DOE	Q002	75-10 21 Ave	Queens		65,000 GSF	Poor	15 to 19 years		
22	Not Solar-Ready	DOE	Q017	28-37 29 St	Queens		92,000 GSF	Poor	> 20 years		
22	Not Solar-Ready	DOE	Q070	30-44 43 St	Queens		130,000 GSF	Poor	> 20 years		
22	Not Solar-Ready	DOE	Q084	22-45 41 St	Queens		49,000 GSF	Poor	> 20 years		
22	Not Solar-Ready	DOE	Q085	23-70 31 St	Queens		59,000 GSF	Fair	5 to 9 years		
22	Not Solar-Ready	DOE	Q122	21-21 Ditmars Blvd	Queens		109,500 GSF	Poor	10 to 14 years		
22	Solar-Ready	DOE	Q126	31-51 21 St	Queens		116,000 GSF	Good	5 to 9 years	Yes	

City Council District	2020 Solar-Ready Status	Agency	Site	Address	Borough	Environmental Justice Area**	Total Gross Square Footage	Roof Condition	Roof Age	Solar-Readiness Assessment***	Other Sustainability Projects****
22	Not Solar-Ready	DOE	Q234	30-15 29 St	Queens		117,000 GSF	Poor	15 to 19 years		
22	Solar-Ready	DOE	Q397	32-52 37th St	Queens		58,000 GSF	Good	5 to 9 years		
22	Not Solar-Ready	DOE	Q452	14-30 Broadway	Queens	EJA	380,000 GSF	Poor	15 to 19 years		
22	Not Solar-Ready	DOE	Q739	23-15 Newtown Ave	Queens		49,000 GSF	Between Fair and Poor	10 to 14 years		
22	Not Solar-Ready	DOE	Q981	23-70 31 St	Queens		75,000 GSF	Poor	> 20 years		
22	Not Solar-Ready	DOHMH	Astoria Health Center	12-26 31st Ave	Queens		28,372 GSF	Unknown	10 to 14 years		
22	Not Solar-Ready	DOHMH	Prison Health Warehouse	18-39 42nd St	Queens	EJA	16,700 GSF	Unknown	15 to 19 years		

City Council District	2020 Solar-Ready Status	Agency	Site	Address	Borough	Environmental Justice Area**	Total Gross Square Footage	Roof Condition	Roof Age	Solar-Readiness Assessment***	Other Sustainability Projects****
22	Not Solar-Ready	DPR	Astoria Park Pool House	19-00 23rd Ter	Queens		25,800 GSF	Fair	> 20 years		
22	Not Solar-Ready	NYPD	114th Precinct	34-16 Astoria Blvd	Queens		36,000 GSF	Fair	10 to 14 years		
23	Solar-Ready	CUNY	Administration / Business Building	222-11 56th Ave	Queens	EJA	72,026 GSF	Good	2 to 4 years		
23	Not Solar-Ready	CUNY	C Building	222-03 56th Ave	Queens	EJA	20,804 GSF	Between Fair and Poor	Unknown		
23	Not Solar-Ready	CUNY	Cafeteria / Student Union Building	221-35 56th Ave	Queens	EJA	33,746 GSF	Between Good and Fair	> 20 years		
23	Not Solar-Ready	CUNY	Humanities Building	222-25 56th Ave	Queens	EJA	148,066 GSF	Poor	Unknown		
23	Not Solar-Ready	CUNY	Kennedy Hall Gymnasium	221-05 56th Ave	Queens	EJA	57,776 GSF	Between Fair and Poor	Unknown		

City Council District	2020 Solar-Ready Status	Agency	Site	Address	Borough	Environmental Justice Area**	Total Gross Square Footage	Roof Condition	Roof Age	Solar-Readiness Assessment***	Other Sustainability Projects****
23	Not Solar-Ready	CUNY	Kurt Schmeller Library	222-05 56th Ave	Queens	EJA	107,884 GSF	Between Fair and Poor	Unknown		
23	Solar-Ready	CUNY	Medical Arts Building	222-01 56th Ave	Queens	EJA	141,324 GSF	Good	2 to 4 years		
23	Not Solar-Ready	CUNY	Oakland Building	221-15 56th Ave	Queens	EJA	23,520 GSF	Fair	> 20 years		
23	Solar-Ready	CUNY	Science Building	222-15 56th Ave	Queens	EJA	171,204 GSF	Good	2 to 4 years		
23	Not Solar-Ready	CUNY	Service Building	221-03 56th Ave	Queens	EJA	27,622 GSF	Poor	Unknown		
23	Not Solar-Ready	CUNY	Technology Building	221-25 56th Ave	Queens	EJA	30,632 GSF	Poor	Unknown		
23	Not Solar-Ready	CUNY	W Building	226-11 56th Ave	Queens	EJA	10,540 GSF	Between Fair and Poor	Unknown		

City Council District	2020 Solar-Ready Status	Agency	Site	Address	Borough	Environmental Justice Area**	Total Gross Square Footage	Roof Condition	Roof Age	Solar-Readiness Assessment***	Other Sustainability Projects****
23	Not Solar-Ready	CUNY	Y2 Building	222-09 56th Ave	Queens	EJA	12,840 GSF	Between Fair and Poor	Unknown		
23	Not Solar-Ready	DOE	Q026	195-02 69 Ave	Queens	EJA	103,300 GSF	Fair	> 20 years		
23	Solar-Ready	DOE	Q035	191-02 90 Ave	Queens	EJA	98,000 GSF	Good	5 to 9 years		
23	Not Solar-Ready	DOE	Q109	213-10 92 Ave	Queens	EJA	116,000 GSF	Poor	10 to 14 years	Yes	
23	Not Solar-Ready	DOE	Q133	248-05 86 Ave	Queens	EJA	93,883 GSF	Fair	> 20 years		
23	Not Solar-Ready	DOE	Q135	207-11 89 Ave	Queens	EJA	100,000 GSF	Poor	> 20 years		
23	Not Solar-Ready	DOE	Q172	81-14 257 St	Queens	EJA	160,975 GSF	Fair	> 20 years		

City Council District	2020 Solar-Ready Status	Agency	Site	Address	Borough	Environmental Justice Area**	Total Gross Square Footage	Roof Condition	Roof Age	Solar-Readiness Assessment***	Other Sustainability Projects****
23	Solar-Ready	DOE	Q178	189-10 Radnor Rd	Queens		58,000 GSF	Good	5 to 9 years	Yes	
23	Not Solar-Ready	DOE	Q186	252-12 72 Ave	Queens		92,575 GSF	Fair	> 20 years		
23	Not Solar-Ready	DOE	Q188	218-12 Hartland Ave	Queens		69,905 GSF	Fair	> 20 years		
23	Not Solar-Ready	DOE	Q191	85-15 258 St	Queens		87,600 GSF	Poor	> 20 years		
23	Not Solar-Ready	DOE	Q203	53-11 Springfield Blvd	Queens	EJA	94,880 GSF	Fair	> 20 years		
23	Not Solar-Ready	DOE	Q208	74-30 Commonwealth Blvd	Queens	EJA	87,600 GSF	Fair	10 to 14 years		
23	Not Solar-Ready	DOE	Q221	57-40 Marathon Pkwy	Queens		94,880 GSF	Fair	> 20 years		

City Council District	2020 Solar-Ready Status	Agency	Site	Address	Borough	Environmental Justice Area**	Total Gross Square Footage	Roof Condition	Roof Age	Solar-Readiness Assessment***	Other Sustainability Projects****
23	Not Solar-Ready	DOE	Q263	222-14 Jamaica Ave	Queens	EJA	89,000 GSF	Between Fair and Poor	10 to 14 years	Yes	
23	Not Solar-Ready	DOE	Q266	74-10 Commonwealth Blvd	Queens	EJA	81,600 GSF	Fair	10 to 14 years		
23	Not Solar-Ready	DOE	Q415	57-00 223 St	Queens	EJA	284,000 GSF	Poor	15 to 19 years	Yes	
23	Not Solar-Ready	DOE	Q566	74-20 Commonwealth Blvd	Queens	EJA	273,066 GSF	Fair	10 to 14 years		
23	Not Solar-Ready	DOE	Q799	188-04 91st Ave	Queens	EJA	25,000 GSF	Between Good and Fair	10 to 14 years		
23	Not Solar-Ready	DOE	Q811	61-25 Marathon Pkwy	Queens		70,925 GSF	Between Good and Fair	> 20 years		
23	Not Solar-Ready	DPR	Cunningham Park Maintenance Building	200 Union Tpke	Queens		13,500 GSF	Fair	15 to 19 years		

City Council District	2020 Solar-Ready Status	Agency	Site	Address	Borough	Environmental Justice Area**	Total Gross Square Footage	Roof Condition	Roof Age	Solar-Readiness Assessment***	Other Sustainability Projects****
23	Not Solar-Ready	DSNY	Queens East 11/13 District Garage	75-05 Douglaston Pkwy	Queens		86,000 GSF	Poor	Unknown		
23	Not Solar-Ready	FDNY	Engine Co. 301 and Ladder Co. 150	91-02 197th St	Queens	EJA	10,000 GSF	Poor	> 20 years		
23	Not Solar-Ready	NYPD	105th Precinct	92-08 222nd St	Queens	EJA	31,500 GSF	Good	10 to 14 years		
23	Not Solar-Ready	NYPD	Highway District #3	198-15 Grand Central Pkwy	Queens		33,500 GSF	Good	15 to 19 years		
23	Solar-Ready	QPL	Glen Oaks Community Library	256-04 Union Tpke	Queens	EJA	18,000 GSF	Good	2 to 4 years		
23	Not Solar-Ready	QPL	Queens Village Community Library	94-11 217th St	Queens	EJA	12,300 GSF	Poor	> 20 years		Planned Green Roof
24	Not Solar-Ready	DCAS	Queens Civil Court	89-17 Sutphin Blvd	Queens	EJA	230,035 GSF	Good	15 to 19 years		

City Council District	2020 Solar-Ready Status	Agency	Site	Address	Borough	Environmental Justice Area**	Total Gross Square Footage	Roof Condition	Roof Age	Solar-Readiness Assessment***	Other Sustainability Projects****
24	Not Solar-Ready	DCAS	Queens Supreme Court	88-11 Sutphin Blvd	Queens	EJA	308,200 GSF	Good	> 20 years		
24	Not Solar-Ready	DHS	Briarwood Residence	80-20 134th St	Queens	EJA	142,000 GSF	Good	5 to 9 years		
24	Not Solar-Ready	DOE	Q082	88-02 144 St	Queens	EJA	68,460 GSF	Poor	> 20 years		
24	Not Solar-Ready	DOE	Q117	85-15 143 St	Queens	EJA	93,000 GSF	Poor	15 to 19 years		
24	Solar-Ready	DOE	Q131	170-45 84 Ave	Queens	EJA	46,000 GSF	Good	2 to 4 years		
24	Not Solar-Ready	DOE	Q154	75-02 162 St	Queens	EJA	91,260 GSF	Between Good and Fair	10 to 14 years		
24	Not Solar-Ready	DOE	Q164	138-01 77 Ave	Queens		90,060 GSF	Between Fair and Poor	15 to 19 years		

City Council District	2020 Solar-Ready Status	Agency	Site	Address	Borough	Environmental Justice Area**	Total Gross Square Footage	Roof Condition	Roof Age	Solar-Readiness Assessment***	Other Sustainability Projects****
24	Not Solar-Ready	DOE	Q165	70-35 150 St	Queens	EJA	82,000 GSF	Poor	10 to 14 years	Yes	
24	Not Solar-Ready	DOE	Q168	158-40 76 Rd	Queens	EJA	145,375 GSF	Poor	10 to 14 years	Yes	
24	Not Solar-Ready	DOE	Q173	174-10 67th Ave	Queens	EJA	50,850 GSF	Fair	> 20 years		
24	Not Solar-Ready	DOE	Q200	70-10 164 St	Queens	EJA	68,080 GSF	Fair	> 20 years		
24	Not Solar-Ready	DOE	Q201	65-11 155 St	Queens	EJA	87,725 GSF	Fair	> 20 years		
24	Not Solar-Ready	DOE	Q216	64-20 175 St	Queens	EJA	151,325 GSF	Poor	> 20 years		
24	Not Solar-Ready	DOE	Q217	85-05 144 St	Queens	EJA	137,000 GSF	Poor	15 to 19 years		

City Council District	2020 Solar-Ready Status	Agency	Site	Address	Borough	Environmental Justice Area**	Total Gross Square Footage	Roof Condition	Roof Age	Solar-Readiness Assessment***	Other Sustainability Projects****
24	Not Solar-Ready	DOE	Q219	144-39 Gravett Rd	Queens	EJA	115,450 GSF	Poor	> 20 years		
24	Not Solar-Ready	DOE	Q425	63-25 Main St	Queens	EJA	254,000 GSF	Poor	> 20 years	Yes	
24	Not Solar-Ready	DOE	Q470	167-01 Gothic Dr	Queens	EJA	291,600 GSF	Fair	> 20 years		
24	Not Solar-Ready	DOE	Q499	148-20 Reeves Ave	Queens	EJA	136,900 GSF	Fair	10 to 14 years		
24	Solar-Ready	DOE	Q515	149-11 Melbourne Ave	Queens	EJA	187,200 GSF	Between Good and Fair	5 to 9 years		
24	Not Solar-Ready	DOE	Q595	162-02 Hillside Ave	Queens	EJA	55,038 GSF	Between Good and Fair	10 to 14 years		
24	Not Solar-Ready	DOE	Q680	150-91 87 Rd	Queens	EJA	117,568 GSF	Fair	> 20 years		

City Council District	2020 Solar-Ready Status	Agency	Site	Address	Borough	Environmental Justice Area**	Total Gross Square Footage	Roof Condition	Roof Age	Solar-Readiness Assessment***	Other Sustainability Projects****
24	Solar-Ready	DOE	Q695	160-20 Goethals Ave	Queens	EJA	112,800 GSF	Good	10 to 14 years		
24	Not Solar-Ready	DOHMH	Jamaica Health Center Annex	90-27 Parsons Blvd	Queens	EJA	15,840 GSF	Unknown	5 to 9 years		
24	Not Solar-Ready	DOHMH	Jamaica Health Center Main	90-37 Parsons Blvd	Queens	EJA	35,900 GSF	Unknown	15 to 19 years		
24	Not Solar-Ready	DPR	Flushing Meadows Corona Park Campus	131-00 Avery Ave	Queens		186,050 GSF	Unknown	Unknown		
24	Solar-Ready	FDNY	EMS 50	159-10 Goethals Ave	Queens	EJA	15,000 GSF	Good	< 2 years		
24	Not Solar-Ready	HHC	Queens Hospital E & F Building	82-68 164th St	Queens	EJA	57,555 GSF	Between Fair and Poor	15 to 19 years		
24	Not Solar-Ready	HHC	Queens Hospital S Building	158-02 Goethals Ave	Queens	EJA	59,150 GSF	Fair	15 to 19 years		

City Council District	2020 Solar-Ready Status	Agency	Site	Address	Borough	Environmental Justice Area**	Total Gross Square Footage	Roof Condition	Roof Age	Solar-Readiness Assessment***	Other Sustainability Projects****
24	Not Solar-Ready	HHC	Queens Hospital T Building	82-41 Parsons Blvd	Queens	EJA	250,040 GSF	Poor	> 20 years		
24	Solar-Ready	NYPD	107th Precinct	71-01 Parsons Blvd	Queens	EJA	32,000 GSF	Fair	5 to 9 years		
24	Not Solar-Ready	OCME	Chief Medical Examiner	82-68 164th St	Queens	EJA	40,950 GSF	Good	10 to 14 years		
24	Solar-Ready	QPL	Kew Gardens Hills Library	72-33 Vleigh Pl	Queens		11,666 GSF	Good	2 to 4 years		Existing Green Roof
25	Not Solar-Ready	DOE	Q005	50-40 Jacobus St	Queens	EJA	180,166 GSF	Between Good and Fair	> 20 years		
25	Solar-Ready	DOE	Q007	80-55 Cornish Ave	Queens	EJA	125,000 GSF	Fair	10 to 14 years		
25	Not Solar-Ready	DOE	Q013	55-01 94 St	Queens	EJA	214,800 GSF	Fair	> 20 years		

City Council District	2020 Solar-Ready Status	Agency	Site	Address	Borough	Environmental Justice Area**	Total Gross Square Footage	Roof Condition	Roof Age	Solar-Readiness Assessment***	Other Sustainability Projects****
25	Not Solar-Ready	DOE	Q069	77-02 37 Ave	Queens		118,000 GSF	Between Good and Fair	5 to 9 years		
25	Not Solar-Ready	DOE	Q089	85-28 Britton Ave	Queens	EJA	133,000 GSF	Between Good and Fair	5 to 9 years		
25	Not Solar-Ready	DOE	Q102	55-24 Van Horn St	Queens	EJA	42,000 GSF	Poor	15 to 19 years		
25	Not Solar-Ready	DOE	Q145	33-34 80 St	Queens		190,000 GSF	Poor	> 20 years		
25	Not Solar-Ready	DOE	Q148	89-02 32 Ave	Queens	EJA	98,000 GSF	Poor	15 to 19 years		
25	Not Solar-Ready	DOE	Q149	93-11 34 Ave	Queens	EJA	84,000 GSF	Poor	15 to 19 years		
25	Not Solar-Ready	DOE	Q212	34-25 82 St	Queens	EJA	79,000 GSF	Good	> 20 years		

City Council District	2020 Solar-Ready Status	Agency	Site	Address	Borough	Environmental Justice Area**	Total Gross Square Footage	Roof Condition	Roof Age	Solar-Readiness Assessment***	Other Sustainability Projects****
25	Not Solar-Ready	DOE	Q222	86-15 37 Ave	Queens		46,000 GSF	Poor	15 to 19 years		
25	Not Solar-Ready	DOE	Q230	73-10 34 Ave	Queens	EJA	84,000 GSF	Poor	15 to 19 years		
25	Not Solar-Ready	DOE	Q280	34-20 94th St	Queens	EJA	57,000 GSF	Between Fair and Poor	10 to 14 years		
25	Not Solar-Ready	DOE	Q322	89-11 43 Ave	Queens	EJA	17,000 GSF	Between Fair and Poor	10 to 14 years	Yes	
25	Not Solar-Ready	DOE	Q457	48-01 90th St	Queens		111,836 GSF	Between Good and Fair	10 to 14 years		
25	Not Solar-Ready	HHC	Elmhurst Hospital Center Campus: Main Building	79-01 Broadway	Queens	EJA	1,498,129 GSF	Between Fair and Poor	Unknown		
25	Solar-Ready	HHC	Hope Pavilion	77-04 41st Ave	Queens		23,954 GSF	Good	5 to 9 years		

City Council District	2020 Solar-Ready Status	Agency	Site	Address	Borough	Environmental Justice Area**	Total Gross Square Footage	Roof Condition	Roof Age	Solar-Readiness Assessment***	Other Sustainability Projects****
25	Solar-Ready	HHC	Women's Health Pavilion	78-20 41st Ave	Queens	EJA	17,370 GSF	Good	5 to 9 years		
25	Solar-Ready	QPL	Elmhurst (ALC) Community Library	85-08 51st Ave	Queens	EJA	14,800 GSF	Good	< 2 years		Planned Green Roof
25	Not Solar-Ready	QPL	Jackson Heights Community Library	35-51 81st St	Queens	EJA	17,100 GSF	Between Fair and Poor	> 20 years		
26	Not Solar-Ready	CUNY	E - E Building	31-40 Thomson Ave	Queens		367,000 GSF	Good	< 2 years		
26	Not Solar-Ready	CUNY	C - Center 3 Building	29-10 Thomson Ave	Queens		892,106 GSF	Between Good and Fair	5 to 9 years		
26	Not Solar-Ready	CUNY	M - Joseph Shenker Hall	31-10 Thomson Ave	Queens		261,099 GSF	Poor	Unknown		
26	Not Solar-Ready	DCAS	Long Island City Courthouse	25-10 Court Sq	Queens		59,300 GSF	Good	15 to 19 years		

City Council District	2020 Solar-Ready Status	Agency	Site	Address	Borough	Environmental Justice Area**	Total Gross Square Footage	Roof Condition	Roof Age	Solar-Readiness Assessment***	Other Sustainability Projects****
26	Not Solar-Ready	DCLA	MoMA PS1 Contemporary Art Center	46-01 21st St	Queens		140,000 GSF	Fair	15 to 19 years		Existing Green Roof
26	Solar-Ready	DCLA	Museum of the Moving Image	36-01 35th Ave	Queens		97,700 GSF	Good	5 to 9 years		
26	Solar-Ready	DHS	Borden Avenue Shelter	21-10 Borden Ave	Queens		55,000 GSF	Good	5 to 9 years		
26	Not Solar-Ready	DOE	Q011	54-25 Skillman Ave	Queens		79,464 GSF	Fair	> 20 years		
26	Not Solar-Ready	DOE	Q012	42-00 72 St	Queens	EJA	116,105 GSF	Fair	> 20 years		
26	Not Solar-Ready	DOE	Q076	36-36 10 St	Queens	EJA	114,100 GSF	Fair	> 20 years		
26	Not Solar-Ready	DOE	Q111	37-15 13 St	Queens		104,500 GSF	Fair	> 20 years		

City Council District	2020 Solar-Ready Status	Agency	Site	Address	Borough	Environmental Justice Area**	Total Gross Square Footage	Roof Condition	Roof Age	Solar-Readiness Assessment***	Other Sustainability Projects****
26	Not Solar-Ready	DOE	Q112	25-05 37 Ave	Queens	EJA	79,325 GSF	Fair	> 20 years		
26	Not Solar-Ready	DOE	Q125	46-02 47 Ave	Queens		181,000 GSF	Poor	10 to 14 years		
26	Not Solar-Ready	DOE	Q150	40-01 43 Ave	Queens	EJA	104,500 GSF	Between Fair and Poor	> 20 years		
26	Not Solar-Ready	DOE	Q152	33-52 62 St	Queens	EJA	116,431 GSF	Fair	> 20 years		
26	Not Solar-Ready	DOE	Q166	33-09 35 Ave	Queens		126,125 GSF	Fair	> 20 years		
26	Not Solar-Ready	DOE	Q450	28-01 41 Ave	Queens	EJA	136,000 GSF	Poor	15 to 19 years		
26	Not Solar-Ready	DOE	Q570	35-12 35th Ave	Queens	EJA	107,000 GSF	Between Good and Fair	10 to 14 years		Existing Green Roof

City Council District	2020 Solar-Ready Status	Agency	Site	Address	Borough	Environmental Justice Area**	Total Gross Square Footage	Roof Condition	Roof Age	Solar-Readiness Assessment***	Other Sustainability Projects****
26	Solar-Ready	DOE	Q610	45-30 36 St	Queens		317,000 GSF	Good	2 to 4 years		
26	Not Solar-Ready	DOE	Q725	21-16 44th Rd	Queens		145,025 GSF	Fair	10 to 14 years		
26	Not Solar-Ready	DOE	Q800	28-11 Queens Plz North	Queens		219,362 GSF	Fair	> 20 years		
26	Solar-Ready	DOE	Q801	44-36 Vernon Blvd	Queens		750,000 GSF	Good	5 to 9 years	Yes	
26	Not Solar-Ready	DOT	Bridge Preventative Maintenance	42-00 Vernon Blvd	Queens		Unknown	Good	Unknown		
26	Not Solar-Ready	DOT	Office	28-11 Queens Plz North	Queens		188,542 GSF	Unknown	Unknown		
26	Not Solar-Ready	DOT	Streetlighting Warehouse	46-01 37th Ave	Queens		18,472 GSF	Fair	Unknown		

City Council District	2020 Solar-Ready Status	Agency	Site	Address	Borough	Environmental Justice Area**	Total Gross Square Footage	Roof Condition	Roof Age	Solar-Readiness Assessment***	Other Sustainability Projects****
26	Not Solar-Ready	DOT	Warehouse	11-00 53rd Ave	Queens		Unknown	Unknown	Unknown		
26	Not Solar-Ready	DSNY	Queens West 1 District Garage	34-28 21st St	Queens	EJA	33,725 GSF	Between Fair and Poor	Unknown		
26	Not Solar-Ready	FDNY	Engine Co 258 and Ladder Co. 115	10-40 47th Ave	Queens		13,500 GSF	Unknown	15 to 19 years		
26	Solar-Ready	FDNY	Engine Co. 259 and Ladder Co. 128, Batt. 45	33-51 Greenpoint Ave	Queens	EJA	15,790 GSF	Good	5 to 9 years		
26	Not Solar-Ready	NYPD	108th Precinct	5-47 50th Ave	Queens		15,000 GSF	Good	10 to 14 years		
26	Not Solar-Ready	NYPD	Property Clerk	47-07 Pearson Pl	Queens		66,296 GSF	Good	Unknown		
26	Not Solar-Ready	QPL	Broadway Community Library	40-20 Broadway	Queens	EJA	15,700 GSF	Good	< 2 years		

City Council District	2020 Solar-Ready Status	Agency	Site	Address	Borough	Environmental Justice Area**	Total Gross Square Footage	Roof Condition	Roof Age	Solar-Readiness Assessment***	Other Sustainability Projects****
26	Solar-Ready	QPL	Hunters Point Community Library	47-40 Center Blvd	Queens		22,000 GSF	Good	< 2 years		Existing Cool Roof
26	Not Solar-Ready	QPL	Woodside Community Library	54-22 Skillman Ave	Queens	EJA	10,200 GSF	Between Fair and Poor	10 to 14 years		
27	Not Solar-Ready	ACS	Blanche Day Care Center	109-60 202nd St	Queens	EJA	17,590 GSF	Good	15 to 19 years		
27	Not Solar-Ready	DCAS	Queens Family Court	151-02 Jamaica Ave	Queens	EJA	291,589 GSF	Between Good and Fair	15 to 19 years		
27	Not Solar-Ready	DCLA	Jamaica Center for Arts and Learning	161-04 Jamaica Ave	Queens	EJA	33,352 GSF	Good	15 to 19 years		
27	Not Solar-Ready	DCLA	JCAL, Jamaica Performing Arts Center	153-10 Jamaica Ave	Queens	EJA	18,310 GSF	Good	10 to 14 years		
27	Not Solar-Ready	DHS	Jamaica Arms Hotel / Family Respite Residence	175-10 88th Ave	Queens	EJA	80,332 GSF	Between Good and Fair	10 to 14 years		

City Council District	2020 Solar-Ready Status	Agency	Site	Address	Borough	Environmental Justice Area**	Total Gross Square Footage	Roof Condition	Roof Age	Solar-Readiness Assessment***	Other Sustainability Projects****
27	Not Solar-Ready	DOE	Q034	104-12 Springfield Blvd	Queens	EJA	58,556 GSF	Between Good and Fair	> 20 years		
27	Not Solar-Ready	DOE	Q036	187-01 Foch Blvd	Queens	EJA	42,049 GSF	Between Fair and Poor	> 20 years		
27	Not Solar-Ready	DOE	Q037	179-37 137 Ave	Queens	EJA	105,725 GSF	Fair	> 20 years		
27	Not Solar-Ready	DOE	Q059	132-55 Ridgedale St	Queens	EJA	169,375 GSF	Between Good and Fair	> 20 years		
27	Not Solar-Ready	DOE	Q095	179-01 90 Ave	Queens	EJA	111,310 GSF	Between Fair and Poor	> 20 years		
27	Not Solar-Ready	DOE	Q118	190-20 109th Rd	Queens	EJA	82,900 GSF	Fair	> 20 years		
27	Not Solar-Ready	DOE	Q134	203-02 109th Ave	Queens	EJA	97,200 GSF	Fair	10 to 14 years		

City Council District	2020 Solar-Ready Status	Agency	Site	Address	Borough	Environmental Justice Area**	Total Gross Square Footage	Roof Condition	Roof Age	Solar-Readiness Assessment***	Other Sustainability Projects****
27	Not Solar-Ready	DOE	Q147	218-01 116 Ave	Queens	EJA	96,100 GSF	Poor	> 20 years		
27	Not Solar-Ready	DOE	Q176	120-45 235 St	Queens	EJA	71,827 GSF	Fair	> 20 years		
27	Not Solar-Ready	DOE	Q238	88-15 182 St	Queens	EJA	240,055 GSF	Fair	10 to 14 years		
27	Not Solar-Ready	DOE	Q268	92-07 175 St	Queens	EJA	105,600 GSF	Fair	10 to 14 years		
27	Not Solar-Ready	DOE	Q835	109-36 204th St	Queens	EJA	12,000 GSF	Between Good and Fair	> 20 years		
27	Not Solar-Ready	DPR	Roy Wilkins Recreation Center	117-05 Merrick Blvd	Queens	EJA	60,000 GSF	Fair	15 to 19 years		Planned Green Roof
27	Not Solar-Ready	HRA	OCSS Queens Family Court (Space) Court Bldg.	151-20 Jamaica Ave	Queens	EJA	Unknown	Unknown	Unknown		

City Council District	2020 Solar-Ready Status	Agency	Site	Address	Borough	Environmental Justice Area**	Total Gross Square Footage	Roof Condition	Roof Age	Solar-Readiness Assessment***	Other Sustainability Projects****
27	Not Solar-Ready	NYPD	103rd Precinct	168-02 91st Ave	Queens	EJA	27,250 GSF	Fair	15 to 19 years		Existing Cool Roof
27	Not Solar-Ready	NYPD	NYPD Police Laboratory	150-14 Jamaica Ave	Queens	EJA	132,500 GSF	Good	15 to 19 years		
27	Not Solar-Ready	NYPD	Parking Garage	150-02 Jamaica Ave	Queens	EJA	88,000 GSF	Poor	> 20 years		
27	Not Solar-Ready	QPL	Cambria Heights Community Library	218-13 Linden Blvd	Queens	EJA	18,000 GSF	Good	15 to 19 years		Planned Green Roof
27	Not Solar-Ready	QPL	Queens Central Library	89-11 Merrick Blvd	Queens	EJA	239,750 GSF	Good	10 to 14 years		Planned Cool Roof
27	Solar-Ready	QPL	South Jamaica Community Library	108-41 Guy R. Brewer Blvd	Queens	EJA	13,500 GSF	Good	5 to 9 years		
28	Not Solar-Ready	DOE	Q040	109-20 Union Hall St	Queens	EJA	121,865 GSF	Between Fair and Poor	> 20 years		

City Council District	2020 Solar-Ready Status	Agency	Site	Address	Borough	Environmental Justice Area**	Total Gross Square Footage	Roof Condition	Roof Age	Solar-Readiness Assessment***	Other Sustainability Projects****
28	Not Solar-Ready	DOE	Q045	126-28 150 St	Queens	EJA	68,480 GSF	Fair	> 20 years		
28	Not Solar-Ready	DOE	Q048	155-02 108 Ave	Queens	EJA	37,000 GSF	Poor	10 to 14 years		
28	Not Solar-Ready	DOE	Q050	143-26 101 Ave	Queens	EJA	64,869 GSF	Between Good and Fair	> 20 years		
28	Not Solar-Ready	DOE	Q055	131-10 97 Ave	Queens	EJA	54,920 GSF	Fair	> 20 years		
28	Not Solar-Ready	DOE	Q062	97-25 108 St	Queens	EJA	107,464 GSF	Fair	> 20 years		
28	Not Solar-Ready	DOE	Q080	171-05 137 Ave	Queens	EJA	100,900 GSF	Between Good and Fair	> 20 years		
28	Not Solar-Ready	DOE	Q096	130-01 Rockaway Blvd	Queens	EJA	35,808 GSF	Fair	> 20 years		

City Council District	2020 Solar-Ready Status	Agency	Site	Address	Borough	Environmental Justice Area**	Total Gross Square Footage	Roof Condition	Roof Age	Solar-Readiness Assessment***	Other Sustainability Projects****
28	Not Solar-Ready	DOE	Q100	111-11 118 St	Queens	EJA	118,800 GSF	Poor	> 20 years		
28	Not Solar-Ready	DOE	Q108	108-10 109 Ave	Queens	EJA	164,575 GSF	Fair	> 20 years		
28	Not Solar-Ready	DOE	Q121	126-10 109 Ave	Queens	EJA	91,919 GSF	Fair	> 20 years		
28	Not Solar-Ready	DOE	Q123	145-01 119th Ave	Queens	EJA	129,120 GSF	Between Good and Fair	> 20 years		
28	Solar-Ready	DOE	Q124	129-15 150 Ave	Queens	EJA	116,400 GSF	Between Good and Fair	10 to 14 years		
28	Not Solar-Ready	DOE	Q140	166-01 116 Ave	Queens	EJA	84,052 GSF	Fair	> 20 years		
28	Not Solar-Ready	DOE	Q142	142-10 Linden Blvd	Queens	EJA	127,466 GSF	Fair	> 20 years		

City Council District	2020 Solar-Ready Status	Agency	Site	Address	Borough	Environmental Justice Area**	Total Gross Square Footage	Roof Condition	Roof Age	Solar-Readiness Assessment***	Other Sustainability Projects****
28	Not Solar-Ready	DOE	Q155	130-02 115 Ave	Queens	EJA	80,020 GSF	Fair	> 20 years		
28	Not Solar-Ready	DOE	Q160	109-59 Inwood St	Queens	EJA	84,721 GSF	Under Construction	Under Construction		
28	Not Solar-Ready	DOE	Q161	101-33 124th St	Queens	EJA	103,280 GSF	Between Good and Fair	> 20 years		
28	Solar-Ready	DOE	Q223	125-20 Sutphin Blvd	Queens	EJA	102,000 GSF	Good	2 to 4 years		
28	Not Solar-Ready	DOE	Q475	89-30 114th St	Queens	EJA	239,664 GSF	Fair	> 20 years		
28	Not Solar-Ready	DOE	Q650	94-06 104th St	Queens	EJA	149,900 GSF	Between Good and Fair	10 to 14 years		
28	Not Solar-Ready	DOE	Q690	116-25 Guy Brewer Blvd	Queens	EJA	197,423 GSF	Between Good and Fair	10 to 14 years		

City Council District	2020 Solar-Ready Status	Agency	Site	Address	Borough	Environmental Justice Area**	Total Gross Square Footage	Roof Condition	Roof Age	Solar-Readiness Assessment***	Other Sustainability Projects****
28	Not Solar-Ready	DOE	Q875	"142-10 Linden Blvd 114-43 142 St"	Queens	EJA	156,000 GSF	Between Good and Fair	5 to 9 years		
28	Not Solar-Ready	DSNY	Queens East 8,10,12 District Garage; 12A Broom	130-23 150th Ave	Queens	EJA	90,620 GSF	Unknown	Unknown	Yes	
28	Not Solar-Ready	HRA	South Jamaica Multi Service Center (owned)	114-02 Guy R. Brewer Blvd	Queens	EJA	21,255 GSF	Between Good and Fair	10 to 14 years		
28	Not Solar-Ready	NYPD	113th Precinct	167-02 Baisley Blvd	Queens	EJA	22,250 GSF	Between Fair and Poor	5 to 9 years		
28	Solar-Ready	NYPD	Springfield Gardens Auto Pound	174-20 North Boundary Rd	Queens		10,000 GSF	Between Good and Fair	5 to 9 years		
29	Not Solar-Ready	DCAS	Queens Borough Hall	120-55 Queens Blvd	Queens	EJA	261,000 GSF	Fair	15 to 19 years		
29	Not Solar-Ready	DCAS	Queens Criminal Court	125-01 Queens Blvd	Queens	EJA	440,640 GSF	Poor	15 to 19 years		

City Council District	2020 Solar-Ready Status	Agency	Site	Address	Borough	Environmental Justice Area**	Total Gross Square Footage	Roof Condition	Roof Age	Solar-Readiness Assessment***	Other Sustainability Projects****
29	Not Solar-Ready	DCAS	Queens Criminal Court (Annex)	125-01 Queens Blvd	Queens	EJA	207,360 GSF	Fair	> 20 years		
29	Not Solar-Ready	DOC	Queens Detention Complex Auxiliary Building	126-02 82nd Ave	Queens	EJA	31,333 GSF	Between Fair and Poor	> 20 years		
29	Not Solar-Ready	DOC	Queens Detention Complex Main Building	126-02 82nd Ave	Queens	EJA	177,554 GSF	Between Fair and Poor	> 20 years		
29	Not Solar-Ready	DOE	Q003	108-55 69 Ave	Queens		28,800 GSF	Between Fair and Poor	15 to 19 years		
29	Not Solar-Ready	DOE	Q054	86-02 127 St	Queens	EJA	55,148 GSF	Fair	10 to 14 years		
29	Solar-Ready	DOE	Q099	82-37 Kew Gardens Rd	Queens	EJA	74,400 GSF	Between Good and Fair	5 to 9 years		
29	Not Solar-Ready	DOE	Q101	2 Russell Pl	Queens		66,060 GSF	Between Good and Fair	> 20 years		

City Council District	2020 Solar-Ready Status	Agency	Site	Address	Borough	Environmental Justice Area**	Total Gross Square Footage	Roof Condition	Roof Age	Solar-Readiness Assessment***	Other Sustainability Projects****
29	Not Solar-Ready	DOE	Q144	93-02 69 Ave	Queens		80,480 GSF	Fair	> 20 years		
29	Not Solar-Ready	DOE	Q174	65-10 Dieterle Cres	Queens		71,000 GSF	Poor	15 to 19 years		
29	Not Solar-Ready	DOE	Q190	68-17 Austin St	Queens		147,725 GSF	Poor	> 20 years		
29	Not Solar-Ready	DOE	Q206	61-21 97 Pl	Queens	EJA	75,177 GSF	Fair	> 20 years		
29	Not Solar-Ready	DOE	Q440	67-01 110 St	Queens	EJA	279,591 GSF	Fair	> 20 years		
29	Not Solar-Ready	DOE	Q686	91-30 Metropolitan Ave	Queens		Unknown	Unknown	10 to 14 years		
29	Solar-Ready	DPR	Lost Battalion Hall Recreation Center	93-29 Queens Blvd	Queens	EJA	32,640 GSF	Between Good and Fair	5 to 9 years		Existing Green Roof, Planned Green Roof

City Council District	2020 Solar-Ready Status	Agency	Site	Address	Borough	Environmental Justice Area**	Total Gross Square Footage	Roof Condition	Roof Age	Solar-Readiness Assessment***	Other Sustainability Projects****
29	Not Solar-Ready	NYPD	102nd Precinct	87-30 118th St	Queens	EJA	18,225 GSF	Poor	10 to 14 years		
29	Not Solar-Ready	NYPD	112th Precinct	68-40 Austin St	Queens	EJA	36,111 GSF	Unknown	10 to 14 years		
29	Solar-Ready	QPL	Forest Hills Community Library	108-19 71st Ave	Queens		23,739 GSF	Good	< 2 years		
29	Not Solar-Ready	QPL	Richmond Hill Community Library	118-14 Hillside Ave	Queens		13,000 GSF	Between Good and Fair	2 to 4 years		
30	Not Solar-Ready	DOE	Q009	58-74 57 St	Queens		54,060 GSF	Between Fair and Poor	> 20 years		
30	Not Solar-Ready	DOE	Q049	79-15 Penelope Ave	Queens		84,000 GSF	Fair	> 20 years		
30	Not Solar-Ready	DOE	Q058	72-24 Grand Ave	Queens		141,261 GSF	Fair	> 20 years		

City Council District	2020 Solar-Ready Status	Agency	Site	Address	Borough	Environmental Justice Area**	Total Gross Square Footage	Roof Condition	Roof Age	Solar-Readiness Assessment***	Other Sustainability Projects****
30	Not Solar-Ready	DOE	Q068	59-09 Saint Felix Ave	Queens	EJA	86,500 GSF	Fair	> 20 years		
30	Not Solar-Ready	DOE	Q073	70-02 54 Ave	Queens		177,928 GSF	Between Good and Fair	10 to 14 years		
30	Not Solar-Ready	DOE	Q087	67-54 80 St	Queens		76,800 GSF	Between Fair and Poor	15 to 19 years		
30	Not Solar-Ready	DOE	Q088	60-85 Catalpa Ave	Queens		129,600 GSF	Between Good and Fair	10 to 14 years		
30	Not Solar-Ready	DOE	Q091	68-10 Central Ave	Queens		124,925 GSF	Between Fair and Poor	> 20 years		
30	Not Solar-Ready	DOE	Q093	6656 Forest Ave	Queens		150,000 GSF	Between Fair and Poor	> 20 years		
30	Not Solar-Ready	DOE	Q113	87-21 79 Ave	Queens		36,000 GSF	Between Fair and Poor	15 to 19 years		

City Council District	2020 Solar-Ready Status	Agency	Site	Address	Borough	Environmental Justice Area**	Total Gross Square Footage	Roof Condition	Roof Age	Solar-Readiness Assessment***	Other Sustainability Projects****
30	Not Solar-Ready	DOE	Q119	74-01 78 Ave	Queens		121,375 GSF	Fair	> 20 years		
30	Not Solar-Ready	DOE	Q153	60-02 60 Ln	Queens		138,004 GSF	Fair	> 20 years		
30	Not Solar-Ready	DOE	Q878	63-25 69th St	Queens		20,760 GSF	Fair	> 20 years		
30	Not Solar-Ready	DOT	Maspeth Central Shops	58-50 57th Rd	Queens		109,800 GSF	Between Fair and Poor	Unknown		
30	Not Solar-Ready	DPR	Forest Hills Park CS (Oak Ridge Bldg)	1 Forest Park Dr	Queens		10,000 GSF	Between Fair and Poor	Unknown		
30	Solar-Ready	DPR	Forest Park DPR Shops	82-99 88th Pl	Queens		27,000 GSF	Good	< 2 years		Existing Cool Roof
30	Not Solar-Ready	DPR	Forest Park Greenhouse	88th Pl at Myrtle Ave	Queens		12,796 GSF	Poor	15 to 19 years		

City Council District	2020 Solar-Ready Status	Agency	Site	Address	Borough	Environmental Justice Area**	Total Gross Square Footage	Roof Condition	Roof Age	Solar-Readiness Assessment***	Other Sustainability Projects****
30	Not Solar-Ready	DSNY	Queens Borough Repair Shop	52-07 58th St	Queens		134,408 GSF	Between Fair and Poor	Unknown		
30	Not Solar-Ready	DSNY	Queens West 2,3,4 District Garages; Central Repair Shop	52-35 58th St	Queens		759,046 GSF	Between Fair and Poor	> 20 years	Yes	
30	Not Solar-Ready	DSNY	Queens West 5 and 5A District Garages	48-01 58th Rd	Queens		91,868 GSF	Poor	Unknown		
30	Not Solar-Ready	DSNY	Queens West 5A Broom Garage	58-02 48 St	Queens		37,000 GSF	Poor	> 20 years		
30	Not Solar-Ready	DSNY	Sanitation Police Enforcement	51-15 Flushing Ave	Queens		17,700 GSF	Poor	> 20 years		
30	Solar-Ready	FDNY	Queens Central Office	83-24 Woodhaven Blvd	Queens		10,762 GSF	Good	5 to 9 years		
30	Not Solar-Ready	NYPD	104th Precinct	64-2 Catalpa Ave	Queens		19,075 GSF	Fair	10 to 14 years		

City Council District	2020 Solar-Ready Status	Agency	Site	Address	Borough	Environmental Justice Area**	Total Gross Square Footage	Roof Condition	Roof Age	Solar-Readiness Assessment***	Other Sustainability Projects****
30	Not Solar-Ready	NYPD	Building Maintenance/Quartermaster	59-06 Laurel Hill Blvd	Queens		101,600 GSF	Good	10 to 14 years		
30	Solar-Ready	NYPD	Central Motor Repair Shop	53-15 58th St	Queens		75,400 GSF	Good	2 to 4 years		
30	Not Solar-Ready	QPL	Glendale Community Library	78-60 73rd Pl	Queens		13,356 GSF	Between Good and Fair	15 to 19 years		
30	Not Solar-Ready	QPL	Ridgewood Community Library	20-12 Madison St	Queens		12,000 GSF	Good	< 2 years		
31	Not Solar-Ready	ACS	Blanche Community Progress Day Care Center 2	44-22 Beach Channel Dr	Queens	EJA	27,700 GSF	Between Fair and Poor	15 to 19 years		
31	Not Solar-Ready	DHS	Springfield Family Residence	146-80 Guy R. Brewer Blvd	Queens	EJA	21,000 GSF	Unknown	Unknown		
31	Not Solar-Ready	DOE	Q038	135-21 241 St	Queens	EJA	35,363 GSF	Fair	> 20 years		

City Council District	2020 Solar-Ready Status	Agency	Site	Address	Borough	Environmental Justice Area**	Total Gross Square Footage	Roof Condition	Roof Age	Solar-Readiness Assessment***	Other Sustainability Projects****
31	Solar-Ready	DOE	Q042	488 Beach 66 St	Queens	EJA	94,800 GSF	Between Good and Fair	5 to 9 years		
31	Not Solar-Ready	DOE	Q052	178-37 146 Ter	Queens	EJA	68,867 GSF	Fair	> 20 years		
31	Not Solar-Ready	DOE	Q053	10-45 Nameoke St	Queens	EJA	164,000 GSF	Poor	> 20 years		
31	Not Solar-Ready	DOE	Q104	26-01 Mott Ave	Queens	EJA	82,900 GSF	Fair	> 20 years		
31	Not Solar-Ready	DOE	Q105	420 Beach 51 St	Queens	EJA	103,325 GSF	Fair	> 20 years		
31	Not Solar-Ready	DOE	Q106	180 Beach 35 St	Queens	EJA	19,385 GSF	Fair	> 20 years		
31	Not Solar-Ready	DOE	Q132	132-15 218 St	Queens	EJA	51,000 GSF	Poor	> 20 years		

City Council District	2020 Solar-Ready Status	Agency	Site	Address	Borough	Environmental Justice Area**	Total Gross Square Footage	Roof Condition	Roof Age	Solar-Readiness Assessment***	Other Sustainability Projects***
31	Not Solar-Ready	DOE	Q138	251-11 Weller Ave	Queens	EJA	92,639 GSF	Fair	> 20 years		
31	Not Solar-Ready	DOE	Q156	229-02 137 Ave	Queens	EJA	95,971 GSF	Between Fair and Poor	> 20 years		
31	Not Solar-Ready	DOE	Q181	148-15 230 St	Queens	EJA	86,480 GSF	Between Fair and Poor	> 20 years		
31	Solar-Ready	DOE	Q183	2-45 Beach 79 St	Queens	EJA	84,000 GSF	Good	5 to 9 years		
31	Not Solar-Ready	DOE	Q195	253-50 149 Ave	Queens	EJA	110,417 GSF	Fair	> 20 years		
31	Not Solar-Ready	DOE	Q197	825 Hicksville Rd	Queens		92,500 GSF	Poor	> 20 years		
31	Not Solar-Ready	DOE	Q198	365 Beach 56 St	Queens	EJA	Unknown	Unknown	> 20 years		

City Council District	2020 Solar-Ready Status	Agency	Site	Address	Borough	Environmental Justice Area**	Total Gross Square Footage	Roof Condition	Roof Age	Solar-Readiness Assessment***	Other Sustainability Projects****
31	Not Solar-Ready	DOE	Q253	1307 Central Ave	Queens		98,366 GSF	Between Good and Fair	10 to 14 years		
31	Solar-Ready	DOE	Q270	233-15 Merrick Blvd	Queens	EJA	92,000 GSF	Good	< 2 years		
31	Not Solar-Ready	DOE	Q333	365 Beach 56 St	Queens	EJA	139,325 GSF	Between Good and Fair	10 to 14 years		
31	Solar-Ready	DOE	Q410	100-00 Beach Channel Dr	Queens		409,000 GSF	Good	5 to 9 years		
31	Not Solar-Ready	DOE	Q420	143-10 Springfield Blvd	Queens	EJA	262,000 GSF	Between Fair and Poor	10 to 14 years	Yes	
31	Not Solar-Ready	DOE	Q465	821 Beach 25th St	Queens	EJA	272,600 GSF	Poor	> 20 years		
31	Not Solar-Ready	DOE	Q907	98 Beach 28th St	Queens	EJA	13,260 GSF	Fair	10 to 14 years		

City Council District	2020 Solar-Ready Status	Agency	Site	Address	Borough	Environmental Justice Area**	Total Gross Square Footage	Roof Condition	Roof Age	Solar-Readiness Assessment***	Other Sustainability Projects****
31	Not Solar-Ready	DPR	Sorrentino Recreation Center	18-48 Cornaga Ave	Queens	EJA	12,240 GSF	Fair	> 20 years		Existing Green Roof
31	Solar-Ready	DSNY	Queens 14 District Garage	51-10 Almeda Ave	Queens	EJA	72,663 GSF	Good	5 to 9 years		
31	Solar-Ready	DSNY	Queens East 13J District Garage	153-67 146th Ave	Queens	EJA	56,515 GSF	Good	< 2 years		
31	Not Solar-Ready	FDNY	Engine Co. 264 and Ladder Co. 134, Engine Co. 328	16-17 Central Ave	Queens	EJA	16,550 GSF	Poor	> 20 years		
31	Not Solar-Ready	FDNY	Engine Co. 265 and Ladder 121, Batt. 47, EMS 47	303 Beach 49th St	Queens	EJA	19,958 GSF	Poor	10 to 14 years		
31	Solar-Ready	NYPD	101st Precinct	16-12 Mott Ave	Queens	EJA	18,680 GSF	Good	5 to 9 years		
31	Not Solar-Ready	NYPD	Queens South Task Force	244-04 North Conduit Ave	Queens	EJA	19,024 GSF	Between Fair and Poor	15 to 19 years		

City Council District	2020 Solar-Ready Status	Agency	Site	Address	Borough	Environmental Justice Area**	Total Gross Square Footage	Roof Condition	Roof Age	Solar-Readiness Assessment***	Other Sustainability Projects****
32	Not Solar-Ready	DEP	New Digester Building	106-21 Beach Channel Dr	Queens		18,560 GSF	Between Good and Fair	Unknown		
32	Not Solar-Ready	DEP	P&C Building	Beach Channel Dr	Queens		40,594 GSF	Between Fair and Poor	> 20 years		
32	Not Solar-Ready	DEP	Return & Waste Sludge Pump Bldg: 1st Floor	106-21 Beach Channel Dr	Queens		10,552 GSF	Poor	> 20 years		
32	Not Solar-Ready	DOE	Q047	9 Power Rd	Queens		24,000 GSF	Between Fair and Poor	> 20 years		
32	Not Solar-Ready	DOE	Q056	86-10 114th St	Queens	EJA	45,595 GSF	Fair	10 to 14 years		
32	Not Solar-Ready	DOE	Q060	91-02 88 Ave	Queens		94,917 GSF	Poor	> 20 years		
32	Not Solar-Ready	DOE	Q063	90-15 Sutter Ave	Queens		118,965 GSF	Between Fair and Poor	> 20 years		

City Council District	2020 Solar-Ready Status	Agency	Site	Address	Borough	Environmental Justice Area**	Total Gross Square Footage	Roof Condition	Roof Age	Solar-Readiness Assessment***	Other Sustainability Projects****
32	Not Solar-Ready	DOE	Q064	82-01 101 Ave	Queens	EJA	68,908 GSF	Fair	10 to 14 years		
32	Not Solar-Ready	DOE	Q066	85-11 102 St	Queens	EJA	37,008 GSF	Fair	10 to 14 years		
32	Not Solar-Ready	DOE	Q090	86-50 109 St	Queens	EJA	96,125 GSF	Fair	> 20 years		
32	Not Solar-Ready	DOE	Q097	85-52 85 St	Queens	EJA	90,665 GSF	Fair	> 20 years		
32	Not Solar-Ready	DOE	Q114	134-01 Cronston Ave	Queens		80,400 GSF	Fair	> 20 years		
32	Not Solar-Ready	DOE	Q146	98-01 159 Ave	Queens		96,405 GSF	Fair	10 to 14 years		
32	Not Solar-Ready	DOE	Q180	320 Beach 104 St	Queens		146,400 GSF	Poor	> 20 years		

City Council District	2020 Solar-Ready Status	Agency	Site	Address	Borough	Environmental Justice Area**	Total Gross Square Footage	Roof Condition	Roof Age	Solar-Readiness Assessment***	Other Sustainability Projects****
32	Not Solar-Ready	DOE	Q202	138-30 Lafayette St	Queens		180,175 GSF	Fair	> 20 years		
32	Not Solar-Ready	DOE	Q207	159-15 88 St	Queens		105,050 GSF	Fair	> 20 years		
32	Not Solar-Ready	DOE	Q225	190 Beach 110 St	Queens		84,100 GSF	Between Good and Fair	10 to 14 years		
32	Not Solar-Ready	DOE	Q232	153-23 83 St	Queens		99,102 GSF	Fair	> 20 years		
32	Solar-Ready	DOE	Q254	84-40 101st St	Queens	EJA	98,346 GSF	Good	< 2 years		
32	Not Solar-Ready	DOE	Q262	95-16 89th Ave	Queens	EJA	38,400 GSF	Between Good and Fair	10 to 14 years		
32	Not Solar-Ready	DOE	Q273	88-07 102nd St	Queens	EJA	34,800 GSF	Between Fair and Poor	10 to 14 years		

City Council District	2020 Solar-Ready Status	Agency	Site	Address	Borough	Environmental Justice Area**	Total Gross Square Footage	Roof Condition	Roof Age	Solar-Readiness Assessment***	Other Sustainability Projects****
32	Not Solar-Ready	DOE	Q480	101-01 Rockaway Blvd	Queens	EJA	252,000 GSF	Poor	15 to 19 years	Yes	
32	Not Solar-Ready	DPR	Rockaway Beach and Boardwalk - Beach 97 St	96-20 Shore Front Pkwy	Queens		10,364 GSF	Fair	Unknown		
32	Not Solar-Ready	FDNY	Engine Co. 266	92-20 Rockaway Beach Blvd	Queens	EJA	11,960 GSF	Poor	10 to 14 years		
32	Not Solar-Ready	FDNY	Engine Co. 268 and Ladder Co. 137	257 Beach 116th St	Queens		10,089 GSF	Poor	15 to 19 years		
32	Not Solar-Ready	NYPD	100th Precinct	92-24 Rockaway Beach Blvd	Queens	EJA	20,710 GSF	Poor	10 to 14 years		
32	Not Solar-Ready	NYPD	106th Precinct	103-53 101st St	Queens	EJA	19,044 GSF	Between Fair and Poor	15 to 19 years		
32	Not Solar-Ready	QPL	Peninsula (ALC) Community Library	92-25 Rockaway Beach Blvd	Queens		12,750 GSF	Good	< 2 years		Existing Cool Roof

City Council District	2020 Solar-Ready Status	Agency	Site	Address	Borough	Environmental Justice Area**	Total Gross Square Footage	Roof Condition	Roof Age	Solar-Readiness Assessment***	Other Sustainability Projects****
33	Not Solar-Ready	BPL	Williamsburg Branch Library	240 Division Ave	Brooklyn	EJA	24,118 GSF	Between Fair and Poor	15 to 19 years		
33	Not Solar-Ready	DCAS	Brooklyn Appellate Court	45 Monroe Pl	Brooklyn		49,500 GSF	Fair	> 20 years		
33	Not Solar-Ready	DCAS	Brooklyn Borough Hall	209 Joralemon St	Brooklyn		64,000 GSF	Good	10 to 14 years		
33	Not Solar-Ready	DCAS	Brooklyn Criminal Court	120 Schermerhorn St	Brooklyn		264,100 GSF	Fair	15 to 19 years		
33	Not Solar-Ready	DCAS	Brooklyn Family Court (Space)	330 Jay St	Brooklyn		810,316 GSF	Good	10 to 14 years		
33	Not Solar-Ready	DCAS	Brooklyn Municipal Building (Space)	210 Joralemon St	Brooklyn		468,000 GSF	Fair	> 20 years		
33	Not Solar-Ready	DCAS	Brooklyn Supreme Court	360 Adams St	Brooklyn		621,817 GSF	Good	> 20 years		

City Council District	2020 Solar-Ready Status	Agency	Site	Address	Borough	Environmental Justice Area**	Total Gross Square Footage	Roof Condition	Roof Age	Solar-Readiness Assessment***	Other Sustainability Projects****
33	Not Solar-Ready	DCAS	Construction Shops	390 Kent Ave	Brooklyn		107,450 GSF	Fair	> 20 years		
33	Not Solar-Ready	DCAS	OEM Headquarters	165 Cadman Plz East	Brooklyn		66,245 GSF	Good	10 to 14 years		
33	Not Solar-Ready	DCAS	Office Building (Space)	345 Adams St	Brooklyn		262,183 GSF	Fair	15 to 19 years		
33	Not Solar-Ready	DCAS	Office of Transportation Service Building	Brooklyn Navy Yard	Brooklyn		Unknown	Unknown	Unknown		
33	Not Solar-Ready	DEP	Building 268	63 Flushing Ave	Brooklyn		123,000 GSF	Between Good and Fair	Unknown		
33	Not Solar-Ready	DEP	BWSO Shaft Maintenance/Kent Avenue Machine Shop	356 Flushing Ave	Brooklyn	EJA	94,810 GSF	Between Good and Fair	Unknown		
33	Not Solar-Ready	DEP	Centrifuge Building	329 Greenpoint Ave	Brooklyn		16,250 GSF	Good	10 to 14 years		

City Council District	2020 Solar-Ready Status	Agency	Site	Address	Borough	Environmental Justice Area**	Total Gross Square Footage	Roof Condition	Roof Age	Solar-Readiness Assessment***	Other Sustainability Projects****
33	Not Solar-Ready	DEP	Construction Management Office	329 Greenpoint Ave	Brooklyn		22,500 GSF	Fair	15 to 19 years		
33	Not Solar-Ready	DOC	Brooklyn House of Detention #129	275 Atlantic Ave	Brooklyn		161,765 GSF	Fair	15 to 19 years		
33	Not Solar-Ready	DOE	K008	37 Hicks St	Brooklyn		72,000 GSF	Fair	5 to 9 years		
33	Not Solar-Ready	DOE	K016	157 Wilson St	Brooklyn	EJA	121,200 GSF	Poor	> 20 years		
33	Not Solar-Ready	DOE	K031	75 Meserole Ave	Brooklyn		102,000 GSF	Fair	10 to 14 years		
33	Not Solar-Ready	DOE	K034	131 Norman Ave	Brooklyn	EJA	32,000 GSF	Good	5 to 9 years		
33	Not Solar-Ready	DOE	K038	450 Pacific St	Brooklyn		87,000 GSF	Fair	15 to 19 years		

City Council District	2020 Solar-Ready Status	Agency	Site	Address	Borough	Environmental Justice Area**	Total Gross Square Footage	Roof Condition	Roof Age	Solar-Readiness Assessment***	Other Sustainability Projects****
33	Solar-Ready	DOE	K054	195 Sanford St	Brooklyn	EJA	80,000 GSF	Fair	10 to 14 years		
33	Not Solar-Ready	DOE	K071	215 Hayward St	Brooklyn	EJA	169,000 GSF	Fair	> 20 years	Yes	
33	Not Solar-Ready	DOE	K110	124 Monitor St	Brooklyn		80,400 GSF	Between Good and Fair	> 20 years		
33	Solar-Ready	DOE	K117	300 Willoughby Ave	Brooklyn	EJA	147,000 GSF	Good	2 to 4 years	Yes	
33	Not Solar-Ready	DOE	K157	850 Kent Ave	Brooklyn	EJA	122,400 GSF	Fair	> 20 years		
33	Not Solar-Ready	DOE	K261	314 Pacific St	Brooklyn		107,628 GSF	Poor	> 20 years		
33	Not Solar-Ready	DOE	K313	283 Adams St	Brooklyn		121,000 GSF	Between Fair and Poor	10 to 14 years		

City Council District	2020 Solar-Ready Status	Agency	Site	Address	Borough	Environmental Justice Area**	Total Gross Square Footage	Roof Condition	Roof Age	Solar-Readiness Assessment***	Other Sustainability Projects****
33	Not Solar-Ready	DOE	K318	101 Walton St	Brooklyn	EJA	181,200 GSF	Fair	> 20 years		
33	Not Solar-Ready	DOE	K369	383 State St	Brooklyn		33,000 GSF	Between Fair and Poor	15 to 19 years		
33	Not Solar-Ready	DOE	K497	284 Baltic St	Brooklyn		Unknown	Unknown	Unknown		
33	Not Solar-Ready	DOE	K519	347 Baltic St	Brooklyn		115,466 GSF	Fair	> 20 years		
33	Not Solar-Ready	DOE	K580	105 Johnson St	Brooklyn		190,000 GSF	Good	2 to 4 years		
33	Not Solar-Ready	DOE	K610	50 Bedford Ave	Brooklyn		172,800 GSF	Poor	> 20 years		
33	Solar-Ready	DOE	K655	345 Dean St	Brooklyn		129,000 GSF	Between Good and Fair	2 to 4 years		

City Council District	2020 Solar-Ready Status	Agency	Site	Address	Borough	Environmental Justice Area**	Total Gross Square Footage	Roof Condition	Roof Age	Solar-Readiness Assessment***	Other Sustainability Projects****
33	Not Solar-Ready	DOE	K656	500 Pacific St	Brooklyn		112,800 GSF	Fair	> 20 years		
33	Not Solar-Ready	DOE	K778	250 Hooper St	Brooklyn	EJA	31,110 GSF	Poor	> 20 years		
33	Not Solar-Ready	DOE	K801	65 Court St	Brooklyn		288,000 GSF	Between Good and Fair	15 to 19 years		
33	Not Solar-Ready	DOE	K802	131 Livingston St	Brooklyn		128,000 GSF	Between Good and Fair	10 to 14 years		
33	Not Solar-Ready	DOE	K806	362 Schermerhorn St	Brooklyn		Unknown	Unknown	10 to 14 years		
33	Not Solar-Ready	DOT	Bridges ERB Iron Shop	59 Adams St	Brooklyn		50,000 GSF	Between Fair and Poor	Unknown		
33	Not Solar-Ready	DOT	Clay Street Storage (Under Bridge)	130 Clay St	Brooklyn		16,000 GSF	Unknown	Unknown		

City Council District	2020 Solar-Ready Status	Agency	Site	Address	Borough	Environmental Justice Area**	Total Gross Square Footage	Roof Condition	Roof Age	Solar-Readiness Assessment***	Other Sustainability Projects****
33	Not Solar-Ready	DOT	Office and Storage	130 Clay St	Brooklyn		12,000 GSF	Unknown	Unknown		
33	Not Solar-Ready	DOT	Williamsburg Bridge Office	17 South 6th St	Brooklyn		10,000 GSF	Unknown	15 to 19 years		
33	Not Solar-Ready	DOT	Williamsburg Bridge Carpenter Shop	352 Kent Ave	Brooklyn		16,716 GSF	Between Fair and Poor	Unknown		
33	Not Solar-Ready	DOT	Williamsburg Bridge Carpenter Shop	352 Kent Ave	Brooklyn		27,700 GSF	Good	Unknown		
33	Not Solar-Ready	DOT	Williamsburg Bridge Lighting and Shop	424 Wythe Ave	Brooklyn		30,873 GSF	Unknown	Unknown		
33	Not Solar-Ready	DOT	Williamsburg Bridge Repair Shops	372 Kent Ave	Brooklyn		27,729 GSF	Between Fair and Poor	Unknown		
33	Not Solar-Ready	DPR	McCarren Park Recreation Center	776 Lorimer St	Brooklyn		16,000 GSF	Fair	> 20 years		

City Council District	2020 Solar-Ready Status	Agency	Site	Address	Borough	Environmental Justice Area**	Total Gross Square Footage	Roof Condition	Roof Age	Solar-Readiness Assessment***	Other Sustainability Projects****
33	Not Solar-Ready	DSNY	Greenpoint Incinerator/ Garage	459 North Henry St	Brooklyn		65,550 GSF	Fair	> 20 years		
33	Not Solar-Ready	DSNY	Greenpoint Marine Transfer Station	1 Kingsland Ave	Brooklyn		59,882 GSF	Fair	> 20 years		
33	Not Solar-Ready	FDNY	Engine Co. 211 & Ladder Co. 119	26 Hooper St	Brooklyn	EJA	28,285 GSF	Poor	15 to 19 years		
33	Not Solar-Ready	FDNY	Engine Co. 229 and Ladder Co. 146	75 Richardson St	Brooklyn		13,500 GSF	Fair	10 to 14 years		
33	Not Solar-Ready	FDNY	Engine Co. 238 and Ladder Co. 106	205 Greenpoint Ave	Brooklyn		10,262 GSF	Fair	10 to 14 years		
33	Not Solar-Ready	HHC	Bedford Stuyvesant Alcohol Treatment Center	722 Myrtle Ave	Brooklyn	EJA	17,400 GSF	Between Good and Fair	10 to 14 years		
33	Solar-Ready	NYPD	Tow Pound Operations Building	Brooklyn Navy Yard	Brooklyn		11,000 GSF	Between Good and Fair	5 to 9 years		

City Council District	2020 Solar-Ready Status	Agency	Site	Address	Borough	Environmental Justice Area**	Total Gross Square Footage	Roof Condition	Roof Age	Solar-Readiness Assessment***	Other Sustainability Projects****
33	Not Solar-Ready	NYPD	94th Precinct	100 Meserole Ave	Brooklyn		18,500 GSF	Fair	15 to 19 years		
33	Not Solar-Ready	NYPD	Service Shop #1	11 Front St	Brooklyn		58,400 GSF	Good	10 to 14 years		
34	Not Solar-Ready	BPL	Bushwick Branch Library	340 Bushwick Ave	Brooklyn	EJA	10,757 GSF	Between Fair and Poor	15 to 19 years		
34	Solar-Ready	BPL	DeKalb Branch Library	790 Bushwick Ave	Brooklyn	EJA	12,584 GSF	Good	2 to 4 years		
34	Solar-Ready	BPL	Leonard Branch Library	82 Devoe St	Brooklyn		10,699 GSF	Good	2 to 4 years		
34	Solar-Ready	DEP	BWS Storehouse (GS1)	1201 Metropolitan Ave	Brooklyn		27,800 GSF	Between Good and Fair	5 to 9 years		
34	Not Solar-Ready	DHS	Barbara Kleinman Residence	269 Skillman Ave	Brooklyn	EJA	97,780 GSF	Fair	10 to 14 years		

City Council District	2020 Solar-Ready Status	Agency	Site	Address	Borough	Environmental Justice Area**	Total Gross Square Footage	Roof Condition	Roof Age	Solar-Readiness Assessment***	Other Sustainability Projects****
34	Not Solar-Ready	DHS	Stockholm Street Family Residence	103 Stockholm St	Brooklyn	EJA	17,800 GSF	Unknown	Unknown		
34	Solar-Ready	DOE	K017	208 North 5th St	Brooklyn		76,000 GSF	Fair	5 to 9 years		
34	Not Solar-Ready	DOE	K018	101 Maujer St	Brooklyn		34,800 GSF	Fair	> 20 years		
34	Not Solar-Ready	DOE	K019	325 South 3 St	Brooklyn	EJA	93,000 GSF	Fair	> 20 years		
34	Not Solar-Ready	DOE	K050	183 South 3rd St	Brooklyn		138,000 GSF	Fair	> 20 years		
34	Not Solar-Ready	DOE	K075	95 Grove St	Brooklyn	EJA	64,800 GSF	Between Good and Fair	> 20 years		
34	Not Solar-Ready	DOE	K111	35 Starr St	Brooklyn		193,200 GSF	Poor	> 20 years		

City Council District	2020 Solar-Ready Status	Agency	Site	Address	Borough	Environmental Justice Area**	Total Gross Square Footage	Roof Condition	Roof Age	Solar-Readiness Assessment***	Other Sustainability Projects****
34	Not Solar-Ready	DOE	K120	18 Beaver St	Brooklyn	EJA	116,400 GSF	Between Fair and Poor	> 20 years		
34	Not Solar-Ready	DOE	K123	100 Irving Ave	Brooklyn	EJA	86,000 GSF	Good	2 to 4 years		
34	Not Solar-Ready	DOE	K132	320 Manhattan Ave	Brooklyn		74,000 GSF	Fair	5 to 9 years		
34	Not Solar-Ready	DOE	K145	100 Noll St	Brooklyn	EJA	134,400 GSF	Fair	> 20 years		
34	Not Solar-Ready	DOE	K147	325 Bushwick Ave	Brooklyn		170,400 GSF	Poor	> 20 years		
34	Not Solar-Ready	DOE	K162	1390 Willoughby Ave	Brooklyn		74,000 GSF	Poor	> 20 years		
34	Not Solar-Ready	DOE	K196	207 Bushwick Ave	Brooklyn	EJA	107,000 GSF	Between Fair and Poor	> 20 years		

City Council District	2020 Solar-Ready Status	Agency	Site	Address	Borough	Environmental Justice Area**	Total Gross Square Footage	Roof Condition	Roof Age	Solar-Readiness Assessment***	Other Sustainability Projects****
34	Not Solar-Ready	DOE	K250	108 Montrose Ave	Brooklyn		102,000 GSF	Fair	> 20 years		
34	Not Solar-Ready	DOE	K257	60 Cook St	Brooklyn		106,800 GSF	Fair	> 20 years		
34	Not Solar-Ready	DOE	K274	800 Bushwick Ave	Brooklyn	EJA	91,000 GSF	Fair	15 to 19 years		
34	Not Solar-Ready	DOE	K299	88 Woodbine St	Brooklyn	EJA	97,200 GSF	Fair	> 20 years		
34	Not Solar-Ready	DOE	K319	360 Keap St	Brooklyn	EJA	13,200 GSF	Poor	> 20 years		
34	Not Solar-Ready	DOE	K450	850 Grand St	Brooklyn	EJA	504,000 GSF	Between Fair and Poor	> 20 years		
34	Not Solar-Ready	DOE	K865	797 Bushwick Ave	Brooklyn	EJA	106,925 GSF	Between Good and Fair	> 20 years		

City Council District	2020 Solar-Ready Status	Agency	Site	Address	Borough	Environmental Justice Area**	Total Gross Square Footage	Roof Condition	Roof Age	Solar-Readiness Assessment***	Other Sustainability Projects****
34	Not Solar-Ready	DOE	Q075	1666 Hancock St	Queens	EJA	70,860 GSF	Fair	> 20 years		
34	Not Solar-Ready	DOE	Q081	559 Cypress Ave	Queens	EJA	75,039 GSF	Fair	> 20 years		
34	Not Solar-Ready	DOE	Q239	17-15 Weirfield St	Queens	EJA	117,126 GSF	Fair	10 to 14 years		
34	Not Solar-Ready	DOE	Q245	378 Seneca Ave	Queens		54,000 GSF	Between Good and Fair	10 to 14 years		
34	Not Solar-Ready	DOE	Q848	511 Seneca Ave	Queens		18,000 GSF	Poor	> 20 years		
34	Not Solar-Ready	DOE	Q849	976 Seneca Ave	Queens		162,000 GSF	Between Good and Fair	5 to 9 years		
34	Not Solar-Ready	DOHMH	Williamsburg Health Center	151 Maujer St	Brooklyn		27,172 GSF	Unknown	10 to 14 years		

City Council District	2020 Solar-Ready Status	Agency	Site	Address	Borough	Environmental Justice Area**	Total Gross Square Footage	Roof Condition	Roof Age	Solar-Readiness Assessment***	Other Sustainability Projects****
34	Not Solar-Ready	DPR	Metropolitan Pool and Fitness Center	261 Bedford Ave	Brooklyn		18,200 GSF	Fair	> 20 years		Planned Green Roof
34	Not Solar-Ready	DSNY	Brooklyn North 1 District & 4 District Garage	161 Varick Ave	Brooklyn		202,480 GSF	Good	10 to 14 years	Yes	
34	Not Solar-Ready	FDNY	Engine Co. 206	1201 Grand St	Brooklyn		10,180 GSF	Fair	10 to 14 years		
34	Not Solar-Ready	FDNY	Greenpoint EMT Station	332 Metropolitan Ave	Brooklyn		18,758 GSF	Poor	5 to 9 years		
34	Not Solar-Ready	NYPD	90th Precinct and Engine Company 216	211 Union Ave	Brooklyn		39,345 GSF	Poor	15 to 19 years		
35	Not Solar-Ready	BPL	Bedford Branch Library and Learning Center	496 Franklin Ave	Brooklyn	EJA	17,184 GSF	Between Fair and Poor	> 20 years		
35	Solar-Ready	BPL	Central Library and Learning Center	10 Grand Army Plaza	Brooklyn		350,000 GSF	Good	2 to 4 years		

City Council District	2020 Solar-Ready Status	Agency	Site	Address	Borough	Environmental Justice Area**	Total Gross Square Footage	Roof Condition	Roof Age	Solar-Readiness Assessment***	Other Sustainability Projects****
35	Solar-Ready	BPL	Eastern Parkway Branch Library and Learning Center	1044 Eastern Pkwy	Brooklyn	EJA	16,024 GSF	Good	2 to 4 years	Yes	
35	Not Solar-Ready	DCLA	BAM Harvey Theater (Majestic Theater)	651 Fulton St	Brooklyn		58,963 GSF	Between Good and Fair	10 to 14 years		
35	Not Solar-Ready	DCLA	BAM Peter Jay Sharp Theater (Opera House)	30 Lafayette Ave	Brooklyn		107,229 GSF	Between Good and Fair	10 to 14 years		
35	Solar-Ready	DCLA	BAM Richard B. Fisher Building	321 Ashland Pl	Brooklyn		42,022 GSF	Good	5 to 9 years		Existing Green Roof
35	Solar-Ready	DCLA	Brooklyn Botanic Garden Administrative Building	1000 Washington Ave	Brooklyn		43,600 GSF	Good	5 to 9 years		
35	Not Solar-Ready	DCLA	Brooklyn Botanic Garden Conservatory	1000 Washington Ave	Brooklyn		70,000 GSF	Good	< 2 years		
35	Not Solar-Ready	DCLA	Brooklyn Botanic Garden Palm House	1000 Washington Ave	Brooklyn		21,000 GSF	Good	Unknown		

City Council District	2020 Solar-Ready Status	Agency	Site	Address	Borough	Environmental Justice Area**	Total Gross Square Footage	Roof Condition	Roof Age	Solar-Readiness Assessment***	Other Sustainability Projects****
35	Not Solar-Ready	DCLA	Brooklyn Botanic Garden Service Garage	1000 Washington Ave	Brooklyn		42,000 GSF	Good	Unknown		
35	Not Solar-Ready	DCLA	Brooklyn Museum	200 Eastern Pkwy	Brooklyn		550,409 GSF	Between Good and Fair	> 20 years		
35	Not Solar-Ready	DCLA	Comfort Station	1000 Washington Ave	Brooklyn		45,000 GSF	Unknown	Unknown		
35	Not Solar-Ready	DCLA	Visitor Center	1000 Washington Ave	Brooklyn		21,000 GSF	Good	Unknown		
35	Not Solar-Ready	DEP	BPS Hazmat Citywide Field Operations	82 Emerson Pl	Brooklyn	EJA	11,500 GSF	Between Fair and Poor	5 to 9 years		
35	Solar-Ready	DHS	Atlantic Avenue Men's Shelter (Armory)	1322 Bedford Ave	Brooklyn	EJA	164,320 GSF	Good	2 to 4 years		
35	Solar-Ready	DHS	Auburn Family Residence	39 Auburn Pl	Brooklyn	EJA	198,000 GSF	Good	5 to 9 years		

City Council District	2020 Solar-Ready Status	Agency	Site	Address	Borough	Environmental Justice Area**	Total Gross Square Footage	Roof Condition	Roof Age	Solar-Readiness Assessment***	Other Sustainability Projects****
35	Not Solar-Ready	DHS	BRC Women's Shelter	85 Lexington Ave	Brooklyn		17,000 GSF	Unknown	Unknown		
35	Not Solar-Ready	DOE	K009	80 Underhill Ave	Brooklyn		116,000 GSF	Fair	> 20 years		
35	Not Solar-Ready	DOE	K011	419 Waverly Ave	Brooklyn		99,600 GSF	Fair	> 20 years		
35	Solar-Ready	DOE	K020	225 Adelphi St	Brooklyn		92,000 GSF	Fair	5 to 9 years		
35	Not Solar-Ready	DOE	K056	170 Gates Ave	Brooklyn	EJA	100,800 GSF	Poor	> 20 years		
35	Not Solar-Ready	DOE	K067	51 Saint Edwards St	Brooklyn	EJA	138,125 GSF	Between Good and Fair	10 to 14 years		
35	Not Solar-Ready	DOE	K085	510 Clermont Ave	Brooklyn	EJA	61,200 GSF	Fair	> 20 years		

City Council District	2020 Solar-Ready Status	Agency	Site	Address	Borough	Environmental Justice Area**	Total Gross Square Footage	Roof Condition	Roof Age	Solar-Readiness Assessment***	Other Sustainability Projects****
35	Not Solar-Ready	DOE	K113	300 Adelphi St	Brooklyn		147,000 GSF	Fair	> 20 years		
35	Not Solar-Ready	DOE	K161	330 Crown St	Brooklyn	EJA	93,600 GSF	Between Fair and Poor	> 20 years		
35	Not Solar-Ready	DOE	K167	1025 Eastern Pkwy	Brooklyn	EJA	77,000 GSF	Under Construction	Under Construction		
35	Not Solar-Ready	DOE	K241	976 President St	Brooklyn	EJA	79,453 GSF	Fair	> 20 years		
35	Not Solar-Ready	DOE	K265	101 Park Ave	Brooklyn	EJA	166,800 GSF	Fair	10 to 14 years		
35	Not Solar-Ready	DOE	K270	241 Emerson Pl	Brooklyn	EJA	86,400 GSF	Fair	> 20 years		
35	Not Solar-Ready	DOE	K316	750 Classon Ave	Brooklyn		83,000 GSF	Between Fair and Poor	> 20 years		

City Council District	2020 Solar-Ready Status	Agency	Site	Address	Borough	Environmental Justice Area**	Total Gross Square Footage	Roof Condition	Roof Age	Solar-Readiness Assessment***	Other Sustainability Projects****
35	Not Solar-Ready	DOE	K320	46 McKeever Pl	Brooklyn	EJA	158,000 GSF	Fair	> 20 years		
35	Solar-Ready	DOE	K430	29 Fort Greene Pl	Brooklyn		594,000 GSF	Between Good and Fair	10 to 14 years		
35	Solar-Ready	DOE	K440	883 Classon Ave	Brooklyn	EJA	324,000 GSF	Good	< 2 years		
35	Not Solar-Ready	DOE	K590	1186 Carroll St	Brooklyn	EJA	126,000 GSF	Fair	> 20 years		
35	Solar-Ready	DOE	K805	49 Flatbush Ave Ext	Brooklyn		173,000 GSF	Fair	5 to 9 years		
35	Solar-Ready	DOE	K813	355 Park Pl	Brooklyn		14,000 GSF	Between Good and Fair	10 to 14 years		
35	Not Solar-Ready	DOE	K824	402 Eastern Pkwy	Brooklyn	EJA	57,580 GSF	Fair	> 20 years		

City Council District	2020 Solar-Ready Status	Agency	Site	Address	Borough	Environmental Justice Area**	Total Gross Square Footage	Roof Condition	Roof Age	Solar-Readiness Assessment***	Other Sustainability Projects****
35	Not Solar-Ready	DOE	K874	227 Sterling Pl	Brooklyn		25,715 GSF	Between Good and Fair	10 to 14 years		
35	Not Solar-Ready	DOHMH	Fort Greene Health Center	295 Flatbush Ave Ext	Brooklyn		41,800 GSF	Fair	10 to 14 years		
35	Solar-Ready	FDNY	Brooklyn Central Office	35 Empire Blvd	Brooklyn		10,826 GSF	Good	5 to 9 years		
35	Not Solar-Ready	FDNY	Engine Co. 219 and Ladder Co. 105	492 Dean St	Brooklyn		10,300 GSF	Poor	> 20 years		
35	Not Solar-Ready	FDNY	Engine Co. 234 and Ladder Co. 123, Batt. 38	1352 St. John's Pl	Brooklyn	EJA	10,355 GSF	Poor	> 20 years		
35	Not Solar-Ready	HHC	Cumberland Diagnostic and Treatment Center	100 North Portland Ave	Brooklyn	EJA	154,800 GSF	Between Fair and Poor	Unknown		
35	Not Solar-Ready	NYPD	71st Precinct	421 Empire Blvd	Brooklyn	EJA	24,300 GSF	Good	10 to 14 years		

City Council District	2020 Solar-Ready Status	Agency	Site	Address	Borough	Environmental Justice Area**	Total Gross Square Footage	Roof Condition	Roof Age	Solar-Readiness Assessment***	Other Sustainability Projects****
35	Not Solar-Ready	NYPD	77th Precinct Annex	653 Grand Ave	Brooklyn	EJA	12,623 GSF	Poor	> 20 years		
35	Not Solar-Ready	NYPD	78th Precinct	65 6th Ave	Brooklyn		34,500 GSF	Fair	15 to 19 years		
35	Not Solar-Ready	NYPD	84th Precinct (and Engine Company 207)	301 Gold St	Brooklyn		50,000 GSF	Fair	10 to 14 years		
35	Not Solar-Ready	NYPD	88th Precinct	298 Classon Ave	Brooklyn	EJA	18,600 GSF	Poor	> 20 years		
36	Not Solar-Ready	BPL	Macon Branch Library	361 Lewis Ave	Brooklyn	EJA	10,540 GSF	Unknown	Unknown		
36	Not Solar-Ready	DCLA	Brooklyn Children's Museum	145 Brooklyn Ave	Brooklyn	EJA	105,000 GSF	Between Fair and Poor	10 to 14 years		
36	Not Solar-Ready	DHS	Pamoja House Shelter	357 Sumner Ave	Brooklyn	EJA	235,200 GSF	Fair	> 20 years		

City Council District	2020 Solar-Ready Status	Agency	Site	Address	Borough	Environmental Justice Area**	Total Gross Square Footage	Roof Condition	Roof Age	Solar-Readiness Assessment***	Other Sustainability Projects****
36	Not Solar-Ready	DOE	K021	180 Chauncey St	Brooklyn	EJA	102,000 GSF	Between Good and Fair	5 to 9 years		
36	Not Solar-Ready	DOE	K025	787 Lafayette Ave	Brooklyn	EJA	102,000 GSF	Good	2 to 4 years	Yes	
36	Not Solar-Ready	DOE	K033	70 Tompkins Ave	Brooklyn	EJA	146,000 GSF	Fair	> 20 years		
36	Solar-Ready	DOE	K035	272 Macdonough St	Brooklyn	EJA	113,000 GSF	Fair	2 to 4 years		
36	Not Solar-Ready	DOE	K059	211 Throop Ave	Brooklyn	EJA	96,000 GSF	Fair	> 20 years		
36	Not Solar-Ready	DOE	K081	990 Dekalb Ave	Brooklyn	EJA	109,000 GSF	Fair	15 to 19 years		
36	Not Solar-Ready	DOE	K093	31 New York Ave	Brooklyn	EJA	92,400 GSF	Fair	> 20 years		

City Council District	2020 Solar-Ready Status	Agency	Site	Address	Borough	Environmental Justice Area**	Total Gross Square Footage	Roof Condition	Roof Age	Solar-Readiness Assessment***	Other Sustainability Projects****
36	Not Solar-Ready	DOE	K138	760 Prospect Pl	Brooklyn	EJA	177,600 GSF	Between Fair and Poor	> 20 years		
36	Not Solar-Ready	DOE	K148	185 Ellery St	Brooklyn	EJA	104,400 GSF	Fair	> 20 years		
36	Not Solar-Ready	DOE	K210	188 Rochester Ave	Brooklyn	EJA	108,000 GSF	Fair	10 to 14 years	Yes	
36	Not Solar-Ready	DOE	K243	1580 Dean St	Brooklyn	EJA	92,000 GSF	Between Fair and Poor	> 20 years		
36	Not Solar-Ready	DOE	K256	114 Kosciusko St	Brooklyn	EJA	106,800 GSF	Between Good and Fair	> 20 years		
36	Not Solar-Ready	DOE	K258	141 Macon St	Brooklyn	EJA	142,000 GSF	Fair	> 20 years		
36	Not Solar-Ready	DOE	K262	500 Macon St	Brooklyn	EJA	98,400 GSF	Between Good and Fair	> 20 years		

City Council District	2020 Solar-Ready Status	Agency	Site	Address	Borough	Environmental Justice Area**	Total Gross Square Footage	Roof Condition	Roof Age	Solar-Readiness Assessment***	Other Sustainability Projects****
36	Not Solar-Ready	DOE	K289	900 St. Marks Ave	Brooklyn	EJA	115,200 GSF	Fair	10 to 14 years		
36	Not Solar-Ready	DOE	K297	700 Park Ave	Brooklyn	EJA	79,000 GSF	Fair	> 20 years		
36	Not Solar-Ready	DOE	K304	280 Hart St	Brooklyn	EJA	109,200 GSF	Under Construction	Under Construction		
36	Not Solar-Ready	DOE	K305	344 Monroe St	Brooklyn	EJA	89,000 GSF	Fair	> 20 years		
36	Not Solar-Ready	DOE	K308	616 Quincy St	Brooklyn	EJA	70,800 GSF	Poor	> 20 years		
36	Not Solar-Ready	DOE	K390	1224 Park Pl	Brooklyn	EJA	150,000 GSF	Between Fair and Poor	15 to 19 years		
36	Not Solar-Ready	DOE	K458	832 Marcy Ave	Brooklyn	EJA	213,600 GSF	Fair	> 20 years		

City Council District	2020 Solar-Ready Status	Agency	Site	Address	Borough	Environmental Justice Area**	Total Gross Square Footage	Roof Condition	Roof Age	Solar-Readiness Assessment***	Other Sustainability Projects****
36	Not Solar-Ready	DOE	K625	150 Albany Ave	Brooklyn	EJA	175,200 GSF	Under Construction	Under Construction		
36	Not Solar-Ready	DOE	K743	475 Nostrand Ave	Brooklyn	EJA	86,575 GSF	Poor	> 20 years		
36	Not Solar-Ready	DOE	K853	234 Herkimer St	Brooklyn	EJA	Unknown	Poor	10 to 14 years		
36	Not Solar-Ready	DOE	K867	960 Prospect Pl	Brooklyn	EJA	10,800 GSF	Fair	> 20 years		
36	Not Solar-Ready	DOHMH	Bedford Health Center	485 Throop Ave	Brooklyn	EJA	37,766 GSF	Unknown	15 to 19 years		
36	Not Solar-Ready	DOHMH	Crown Heights Health Center	1218 Prospect Pl	Brooklyn	EJA	15,805 GSF	Poor	15 to 19 years		
36	Not Solar-Ready	DPR	Kosciuszko Pool House	670 Marcy Ave	Brooklyn	EJA	13,400 GSF	Poor	> 20 years		

City Council District	2020 Solar-Ready Status	Agency	Site	Address	Borough	Environmental Justice Area**	Total Gross Square Footage	Roof Condition	Roof Age	Solar-Readiness Assessment***	Other Sustainability Projects****
36	Not Solar-Ready	DPR	Prospect Park Maintenance Facility	Prospect Park West at 7th St	Brooklyn		34,100 GSF	Between Fair and Poor	2 to 4 years		Planned Green Roof, Existing Cool Roof
36	Not Solar-Ready	DPR	St. Johns Recreation Center	1251 Prospect Pl	Brooklyn	EJA	35,736 GSF	Fair	15 to 19 years	Yes	Existing Green Roof, Planned Green Roof
36	Not Solar-Ready	DSNY	Brooklyn North 8 District Garage	1760 Atlantic Ave	Brooklyn	EJA	31,000 GSF	Poor	> 20 years		
36	Not Solar-Ready	HHC	Woodhull Medical and Mental Health Center	760 Broadway	Brooklyn		1,071,600 GSF	Between Fair and Poor	> 20 years		
36	Not Solar-Ready	NYPD	77th Precinct	127 Utica Ave	Brooklyn	EJA	45,102 GSF	Unknown	10 to 14 years	Yes	
36	Not Solar-Ready	NYPD	79th Precinct	263 Tompkins Ave	Brooklyn	EJA	33,540 GSF	Good	10 to 14 years		

City Council District	2020 Solar-Ready Status	Agency	Site	Address	Borough	Environmental Justice Area**	Total Gross Square Footage	Roof Condition	Roof Age	Solar-Readiness Assessment***	Other Sustainability Projects****
37	Not Solar-Ready	ACS	Labor and Industry for Education Inc.	1375 Bushwick Ave	Brooklyn	EJA	27,100 GSF	Poor	Unknown		
37	Not Solar-Ready	ACS	Labor and Industry for Education Inc.	1375 Bushwick Ave	Brooklyn	EJA	27,100 GSF	Unknown	Unknown		
37	Solar-Ready	BPL	Arlington Branch Library	203 Arlington Ave	Brooklyn	EJA	16,385 GSF	Good	2 to 4 years		
37	Not Solar-Ready	DHS	Bushwick Family Residence	1675 Broadway	Brooklyn	EJA	27,528 GSF	Fair	15 to 19 years		
37	Not Solar-Ready	DHS	HELP Women's Center Shelter	116 Williams Ave	Brooklyn	EJA	55,976 GSF	Fair	15 to 19 years		
37	Not Solar-Ready	DOE	K007	858 Jamaica Ave	Brooklyn	EJA	110,515 GSF	Poor	> 20 years		
37	Not Solar-Ready	DOE	K045	84 Schaefer St	Brooklyn	EJA	141,600 GSF	Fair	10 to 14 years		

City Council District	2020 Solar-Ready Status	Agency	Site	Address	Borough	Environmental Justice Area**	Total Gross Square Footage	Roof Condition	Roof Age	Solar-Readiness Assessment***	Other Sustainability Projects****
37	Not Solar-Ready	DOE	K073	251 Mac Dougal St	Brooklyn	EJA	98,000 GSF	Good	2 to 4 years		
37	Not Solar-Ready	DOE	K086	220 Irving Ave	Brooklyn	EJA	37,000 GSF	Between Good and Fair	5 to 9 years		
37	Not Solar-Ready	DOE	K106	1328 Putnam Ave	Brooklyn	EJA	99,600 GSF	Between Fair and Poor	> 20 years		
37	Not Solar-Ready	DOE	K108	200 Linwood St	Brooklyn		78,000 GSF	Between Good and Fair	> 20 years		
37	Not Solar-Ready	DOE	K116	515 Knickerbocker Ave	Brooklyn		60,000 GSF	Good	> 20 years		
37	Not Solar-Ready	DOE	K151	763 Knickerbocker Ave	Brooklyn	EJA	56,000 GSF	Between Fair and Poor	10 to 14 years		
37	Not Solar-Ready	DOE	K155	1355 Herkimer St	Brooklyn	EJA	68,000 GSF	Fair	10 to 14 years	Yes	

City Council District	2020 Solar-Ready Status	Agency	Site	Address	Borough	Environmental Justice Area**	Total Gross Square Footage	Roof Condition	Roof Age	Solar-Readiness Assessment***	Other Sustainability Projects****
37	Not Solar-Ready	DOE	K158	400 Ashford St	Brooklyn	EJA	102,000 GSF	Fair	> 20 years		
37	Solar-Ready	DOE	K171	528 Ridgewood Ave	Brooklyn	EJA	103,200 GSF	Good	< 2 years		
37	Not Solar-Ready	DOE	K214	2944 Pitkin Ave	Brooklyn	EJA	77,000 GSF	Between Good and Fair	5 to 9 years		
37	Solar-Ready	DOE	K290	135 Schenck Ave	Brooklyn	EJA	74,022 GSF	Good	< 2 years		
37	Not Solar-Ready	DOE	K291	231 Palmetto St	Brooklyn	EJA	247,200 GSF	Fair	> 20 years		
37	Not Solar-Ready	DOE	K296	125 Covert St	Brooklyn	EJA	188,400 GSF	Between Good and Fair	> 20 years		
37	Not Solar-Ready	DOE	K376	194 Harman St	Brooklyn	EJA	90,100 GSF	Poor	> 20 years		

City Council District	2020 Solar-Ready Status	Agency	Site	Address	Borough	Environmental Justice Area**	Total Gross Square Footage	Roof Condition	Roof Age	Solar-Readiness Assessment***	Other Sustainability Projects****
37	Not Solar-Ready	DOE	K383	1300 Greene Ave	Brooklyn	EJA	211,200 GSF	Fair	> 20 years		
37	Not Solar-Ready	DOE	K384	242 Cooper St	Brooklyn	EJA	123,000 GSF	Fair	> 20 years		
37	Not Solar-Ready	DOE	K480	400 Irving Ave	Brooklyn	EJA	202,000 GSF	Under Construction	Under Construction	Yes	
37	Not Solar-Ready	DOE	K615	1 Wells St	Brooklyn	EJA	177,000 GSF	Between Fair and Poor	> 20 years		
37	Not Solar-Ready	DOE	K660	145 Pennsylvania Ave	Brooklyn	EJA	180,000 GSF	Between Good and Fair	10 to 14 years		
37	Not Solar-Ready	DOE	K798	696 Jamaica Ave	Brooklyn	EJA	97,000 GSF	Fair	10 to 14 years		
37	Not Solar-Ready	DOHMH	Bushwick Health Center	335 Central Ave	Brooklyn	EJA	35,640 GSF	Poor	> 20 years		

City Council District	2020 Solar-Ready Status	Agency	Site	Address	Borough	Environmental Justice Area**	Total Gross Square Footage	Roof Condition	Roof Age	Solar-Readiness Assessment***	Other Sustainability Projects****
37	Not Solar-Ready	FDNY	Engine Co. 233 and Ladder Co. 176	25 Rockaway Ave	Brooklyn	EJA	13,519 GSF	Between Fair and Poor	15 to 19 years		
37	Not Solar-Ready	FDNY	Engine Co. 271 and Ladder Co. 124, Batt. 28	392 Himrod St	Brooklyn		13,108 GSF	Poor	> 20 years		
37	Not Solar-Ready	FDNY	Engine Co. 277 and Ladder Co. 112	582 Knickerbocker Ave	Brooklyn	EJA	15,000 GSF	Poor	> 20 years		
37	Not Solar-Ready	FDNY	Engine Co. 332 and Ladder Co. 175	165 Bradford St	Brooklyn	EJA	11,300 GSF	Unknown	10 to 14 years		
37	Not Solar-Ready	HRA	Bushwick Multi Service Center (owned)	1420 Bushwick Ave	Brooklyn	EJA	52,000 GSF	Between Good and Fair	> 20 years		
37	Not Solar-Ready	NYPD	83rd Precinct	480 Knickerbocker Ave	Brooklyn	EJA	31,729 GSF	Between Fair and Poor	10 to 14 years		
37	Not Solar-Ready	NYPD	Brooklyn North Boro Command	179 Wilson Ave	Brooklyn	EJA	15,205 GSF	Between Fair and Poor	Unknown		

City Council District	2020 Solar-Ready Status	Agency	Site	Address	Borough	Environmental Justice Area**	Total Gross Square Footage	Roof Condition	Roof Age	Solar-Readiness Assessment***	Other Sustainability Projects****
37	Not Solar-Ready	NYPD	Brooklyn North Narcotics	245 Glenmore Ave	Brooklyn	EJA	60,000 GSF	Poor	> 20 years		
37	Solar-Ready	NYPD	Facilities Management Division	127 Pennsylvania Ave	Brooklyn	EJA	29,940 GSF	Good	5 to 9 years		
38	Not Solar-Ready	ACS	P.A.L. Miccio Day Care Center	595 Clinton Ave	Brooklyn	EJA	27,000 GSF	Unknown	Unknown		
38	Not Solar-Ready	BPL	Sunset Park Branch Library	5108 4th Ave	Brooklyn	EJA	12,174 GSF	Between Fair and Poor	15 to 19 years		
38	Not Solar-Ready	DCLA	AMNH Storage (Space) (Leased In)	140 58th St Bldg B	Brooklyn		31,000 GSF	Unknown	Unknown		
38	Not Solar-Ready	DOE	K010	511 7th Ave	Brooklyn		92,400 GSF	Fair	> 20 years		
38	Not Solar-Ready	DOE	K015	71 Sullivan St	Brooklyn	EJA	96,000 GSF	Between Fair and Poor	> 20 years		

City Council District	2020 Solar-Ready Status	Agency	Site	Address	Borough	Environmental Justice Area**	Total Gross Square Footage	Roof Condition	Roof Age	Solar-Readiness Assessment***	Other Sustainability Projects****
38	Not Solar-Ready	DOE	K024	435 38 St	Brooklyn	EJA	110,400 GSF	Between Good and Fair	> 20 years		
38	Not Solar-Ready	DOE	K027	27 Huntington St	Brooklyn		110,400 GSF	Fair	> 20 years		
38	Not Solar-Ready	DOE	K069	6302 9th Ave	Brooklyn	EJA	110,400 GSF	Between Good and Fair	> 20 years		
38	Not Solar-Ready	DOE	K088	544 7th Ave	Brooklyn	EJA	142,000 GSF	Fair	> 20 years	Yes	
38	Not Solar-Ready	DOE	K105	1031 59 St	Brooklyn	EJA	109,000 GSF	Fair	> 20 years	Yes	
38	Not Solar-Ready	DOE	K136	4004 4th Ave	Brooklyn	EJA	136,300 GSF	Fair	> 20 years		
38	Not Solar-Ready	DOE	K169	4305 7th Ave	Brooklyn	EJA	123,600 GSF	Poor	> 20 years		

City Council District	2020 Solar-Ready Status	Agency	Site	Address	Borough	Environmental Justice Area**	Total Gross Square Footage	Roof Condition	Roof Age	Solar-Readiness Assessment***	Other Sustainability Projects****
38	Not Solar-Ready	DOE	K172	825 4th Ave	Brooklyn	EJA	56,400 GSF	Fair	> 20 years		
38	Solar-Ready	DOE	K220	4812 9th Ave	Brooklyn	EJA	109,000 GSF	Good	5 to 9 years		
38	Not Solar-Ready	DOE	K227	6500 16th Ave	Brooklyn	EJA	146,400 GSF	Poor	> 20 years		
38	Not Solar-Ready	DOE	K231	360 36 St	Brooklyn	EJA	26,400 GSF	Between Good and Fair	10 to 14 years		
38	Not Solar-Ready	DOE	K314	330 59 St	Brooklyn	EJA	147,000 GSF	Between Good and Fair	15 to 19 years		
38	Not Solar-Ready	DOE	K371	355 37 St	Brooklyn	EJA	Unknown	Unknown	> 20 years		
38	Solar-Ready	DOE	K486	1171 65th St	Brooklyn	EJA	78,000 GSF	Fair	5 to 9 years		

City Council District	2020 Solar-Ready Status	Agency	Site	Address	Borough	Environmental Justice Area**	Total Gross Square Footage	Roof Condition	Roof Age	Solar-Readiness Assessment***	Other Sustainability Projects****
38	Not Solar-Ready	DOE	K564	153 35th St	Brooklyn	EJA	157,000 GSF	Good	10 to 14 years		
38	Not Solar-Ready	DOE	K845	330 18 St	Brooklyn	EJA	102,125 GSF	Fair	> 20 years		
38	Solar-Ready	DOE	K971	6214 4th Ave	Brooklyn	EJA	33,000 GSF	Fair	10 to 14 years		
38	Not Solar-Ready	DOT	Hamilton Ave Asphalt Plant	448 Hamilton Ave	Brooklyn		31,302 GSF	Poor	15 to 19 years		
38	Not Solar-Ready	DPR	Sunset Park Recreation Center and Pool House	4213-4215 7th Ave	Brooklyn		17,000 GSF	Fair	> 20 years		Existing Green Roof, Planned Green Roof
38	Not Solar-Ready	DSNY	Brooklyn South 7 and 10 District Garage	5100 1st Ave	Brooklyn		81,268 GSF	Between Fair and Poor	> 20 years	Yes	

City Council District	2020 Solar-Ready Status	Agency	Site	Address	Borough	Environmental Justice Area**	Total Gross Square Footage	Roof Condition	Roof Age	Solar-Readiness Assessment***	Other Sustainability Projects****
38	Not Solar-Ready	DSNY	Hamilton Avenue Marine Transfer Station	500 Hamilton Ave	Brooklyn		110,946 GSF	Between Fair and Poor	Unknown		
38	Not Solar-Ready	FDNY	Engine Co. 201 and Ladder 114, Batt. 40	5113 4th Ave	Brooklyn	EJA	17,772 GSF	Poor	> 20 years		
38	Not Solar-Ready	FDNY	Engine Co. 279 and Ladder Co. 131	252 Lorraine St	Brooklyn		10,548 GSF	Unknown	10 to 14 years		
38	Not Solar-Ready	NYPD	42nd Street Warehouse	234 41st St	Brooklyn	EJA	31,569 GSF	Poor	> 20 years		
38	Solar-Ready	NYPD	68th Precinct	333 65th St	Brooklyn		39,050 GSF	Fair	5 to 9 years		
38	Not Solar-Ready	NYPD	72nd Precinct	830 4th Ave	Brooklyn	EJA	53,600 GSF	Fair	15 to 19 years		
38	Not Solar-Ready	NYPD	Applicant Processing Division	4201 4th Ave	Brooklyn	EJA	44,625 GSF	Good	Unknown		

City Council District	2020 Solar-Ready Status	Agency	Site	Address	Borough	Environmental Justice Area**	Total Gross Square Footage	Roof Condition	Roof Age	Solar-Readiness Assessment***	Other Sustainability Projects****
38	Not Solar-Ready	NYPD	Harbor Unit Charlie	140 58th St Dock	Brooklyn		16,000 GSF	Between Fair and Poor	Unknown		
38	Not Solar-Ready	NYPD	Marine Terminal Storage	23rd St	Brooklyn		64,811 GSF	Poor	> 20 years		
39	Not Solar-Ready	BPL	Borough Park Branch Library	1265 43rd St	Brooklyn	EJA	19,594 GSF	Between Fair and Poor	> 20 years		
39	Not Solar-Ready	BPL	Carroll Gardens Branch Library	396 Clinton St	Brooklyn		14,779 GSF	Between Fair and Poor	15 to 19 years		
39	Not Solar-Ready	BPL	Pacific Branch Library	25 4th Ave	Brooklyn	EJA	15,758 GSF	Unknown	Unknown		
39	Solar-Ready	BPL	Park Slope Branch Library	431 6th Ave	Brooklyn		15,868 GSF	Good	2 to 4 years		
39	Not Solar-Ready	DHS	Park Slope Armory Shelter	1402 8th Ave	Brooklyn		109,556 GSF	Fair	> 20 years		

City Council District	2020 Solar-Ready Status	Agency	Site	Address	Borough	Environmental Justice Area**	Total Gross Square Footage	Roof Condition	Roof Age	Solar-Readiness Assessment***	Other Sustainability Projects****
39	Solar-Ready	DOE	K029	425 Henry St	Brooklyn		78,000 GSF	Between Good and Fair	5 to 9 years		
39	Not Solar-Ready	DOE	K039	417 6th Ave	Brooklyn		26,000 GSF	Between Good and Fair	5 to 9 years		
39	Not Solar-Ready	DOE	K051	350 5th Ave	Brooklyn		135,600 GSF	Fair	> 20 years		
39	Not Solar-Ready	DOE	K077 (K902 Annex)	62 Park Pl	Brooklyn		37,200 GSF	Good	2 to 4 years		
39	Not Solar-Ready	DOE	K107	1301 8 Ave	Brooklyn		40,000 GSF	Between Fair and Poor	10 to 14 years		
39	Not Solar-Ready	DOE	K124	515 4th Ave	Brooklyn		39,600 GSF	Between Fair and Poor	> 20 years		
39	Not Solar-Ready	DOE	K130	70 Ocean Pkwy	Brooklyn		60,000 GSF	Poor	> 20 years		

City Council District	2020 Solar-Ready Status	Agency	Site	Address	Borough	Environmental Justice Area**	Total Gross Square Footage	Roof Condition	Roof Age	Solar-Readiness Assessment***	Other Sustainability Projects****
39	Not Solar-Ready	DOE	K131	4305 Ft Hamilton Pkwy	Brooklyn	EJA	103,200 GSF	Under Construction	Under Construction		
39	Not Solar-Ready	DOE	K142	610 Henry St	Brooklyn		138,000 GSF	Between Good and Fair	5 to 9 years	Yes	
39	Not Solar-Ready	DOE	K154	1625 11th Ave	Brooklyn		44,000 GSF	Good	5 to 9 years		
39	Not Solar-Ready	DOE	K179	202 Avenue C	Brooklyn	EJA	87,946 GSF	Fair	> 20 years		
39	Not Solar-Ready	DOE	K230	1 Albemarle Rd	Brooklyn	EJA	87,440 GSF	Fair	> 20 years		
39	Not Solar-Ready	DOE	K282	180 6th Ave	Brooklyn	EJA	104,400 GSF	Fair	> 20 years		
39	Not Solar-Ready	DOE	K321	180 7th Ave	Brooklyn		103,109 GSF	Between Fair and Poor	> 20 years		

City Council District	2020 Solar-Ready Status	Agency	Site	Address	Borough	Environmental Justice Area**	Total Gross Square Footage	Roof Condition	Roof Age	Solar-Readiness Assessment***	Other Sustainability Projects****
39	Not Solar-Ready	DOE	K460	237 Seventh Ave	Brooklyn		314,400 GSF	Between Fair and Poor	10 to 14 years		
39	Not Solar-Ready	DOE	K781	1053 41 St	Brooklyn	EJA	48,000 GSF	Fair	15 to 19 years	Yes	
39	Not Solar-Ready	DOE	K902	62 Park Pl	Brooklyn		75,000 GSF	Good	2 to 4 years		
39	Not Solar-Ready	DPR	LeFrak Center at Lakeside, Recreation Center and Ice Rink	171 East Dr	Brooklyn		48,590 GSF	Fair	> 20 years		
39	Not Solar-Ready	DPR	Litchfield Villa	95 Prospect Park West	Brooklyn		12,000 GSF	Poor	> 20 years		
39	Not Solar-Ready	DPR	Prospect Park Zoo	450 Flatbush Ave	Brooklyn		47,600 GSF	Fair	15 to 19 years		
39	Solar-Ready	DSNY	Brooklyn South 6 District Garage	129 2nd Ave	Brooklyn		66,000 GSF	Good	5 to 9 years		

City Council District	2020 Solar-Ready Status	Agency	Site	Address	Borough	Environmental Justice Area**	Total Gross Square Footage	Roof Condition	Roof Age	Solar-Readiness Assessment***	Other Sustainability Projects****
39	Not Solar-Ready	FDNY	Engine Co. 282 and Ladder Co. 148	4210 12th Ave	Brooklyn	EJA	13,756 GSF	Unknown	15 to 19 years		
39	Not Solar-Ready	NYPD	76th Precinct	191 Union St	Brooklyn		14,984 GSF	Good	> 20 years		
40	Solar-Ready	BPL	Flatbush Branch Library and Learning Center	22 Linden Blvd	Brooklyn	EJA	21,790 GSF	Good	2 to 4 years		
40	Not Solar-Ready	DOE	K006	43 Snyder Ave	Brooklyn	EJA	81,600 GSF	Fair	> 20 years		
40	Not Solar-Ready	DOE	K061	400 Empire Blvd	Brooklyn	EJA	168,000 GSF	Between Fair and Poor	15 to 19 years		
40	Not Solar-Ready	DOE	K062	700 Cortelyou Rd	Brooklyn		159,600 GSF	Fair	> 20 years		
40	Not Solar-Ready	DOE	K092	601 Parkside Ave	Brooklyn	EJA	Unknown	Unknown	> 20 years		

City Council District	2020 Solar-Ready Status	Agency	Site	Address	Borough	Environmental Justice Area**	Total Gross Square Footage	Roof Condition	Roof Age	Solar-Readiness Assessment***	Other Sustainability Projects****
40	Not Solar-Ready	DOE	K139	330 Rugby Rd	Brooklyn	EJA	108,000 GSF	Between Good and Fair	10 to 14 years		
40	Not Solar-Ready	DOE	K141	655 Parkside Ave	Brooklyn	EJA	157,200 GSF	Fair	> 20 years		
40	Not Solar-Ready	DOE	K246	72 Veronica Pl	Brooklyn	EJA	129,665 GSF	Poor	> 20 years		
40	Solar-Ready	DOE	K249	18 Marlborough Rd	Brooklyn	EJA	77,000 GSF	Fair	5 to 9 years	Yes	
40	Not Solar-Ready	DOE	K397	490 Fenimore St	Brooklyn	EJA	38,400 GSF	Between Good and Fair	10 to 14 years		
40	Not Solar-Ready	DOE	K399	2707 Albemarle Rd	Brooklyn	EJA	38,400 GSF	Between Good and Fair	> 20 years		
40	Not Solar-Ready	DOE	K465	911 Flatbush Ave	Brooklyn	EJA	460,800 GSF	Fair	> 20 years		

City Council District	2020 Solar-Ready Status	Agency	Site	Address	Borough	Environmental Justice Area**	Total Gross Square Footage	Roof Condition	Roof Age	Solar-Readiness Assessment***	Other Sustainability Projects****
40	Not Solar-Ready	DOE	K877	35 Snyder Ave	Brooklyn	EJA	21,660 GSF	Fair	> 20 years		
40	Not Solar-Ready	DSNY	Brooklyn North 9 District Garage	690 New York Ave	Brooklyn	EJA	25,725 GSF	Unknown	Unknown		
40	Not Solar-Ready	FDNY	Engine Co. 281 and Ladder Co. 147	1210 Cortelyou Rd	Brooklyn	EJA	10,106 GSF	Poor	15 to 19 years		
40	Not Solar-Ready	HHC	Building K	648 Albany Ave	Brooklyn	EJA	61,915 GSF	Between Good and Fair	> 20 years		
40	Not Solar-Ready	HHC	Building T	689 New York Ave	Brooklyn	EJA	218,710 GSF	Fair	> 20 years		
40	Not Solar-Ready	HHC	Building Z (Powerhouse)	604 Wintrop St	Brooklyn	EJA	25,215 GSF	Between Good and Fair	> 20 years		
40	Solar-Ready	HHC	Buildings A, B, C	451 Clarkson Ave	Brooklyn	EJA	658,920 GSF	Between Good and Fair	5 to 9 years		

City Council District	2020 Solar-Ready Status	Agency	Site	Address	Borough	Environmental Justice Area**	Total Gross Square Footage	Roof Condition	Roof Age	Solar-Readiness Assessment***	Other Sustainability Projects****
40	Not Solar-Ready	HHC	Central Laundry	645 Kingston Ave	Brooklyn	EJA	132,355 GSF	Fair	> 20 years		
40	Not Solar-Ready	HHC	Dr. Susan Smity McKinney Nursing and Rehabilitation Center	594 Albany Ave	Brooklyn	EJA	175,193 GSF	Between Good and Fair	> 20 years		
40	Not Solar-Ready	HHC	Food Service	599 Kingston Ave	Brooklyn	EJA	50,000 GSF	Between Good and Fair	> 20 years		
40	Not Solar-Ready	HHC	Hospital Support Office	591 Kingston Ave	Brooklyn	EJA	50,000 GSF	Between Good and Fair	10 to 14 years		
40	Not Solar-Ready	NYPD	67th Precinct and Engine Company 248	2820 Snyder Ave	Brooklyn	EJA	54,056 GSF	Between Fair and Poor	5 to 9 years		
40	Not Solar-Ready	NYPD	Parade Ground Brooklyn South Task Force (BSTF) HQ	397 Coney Island Ave	Brooklyn		14,300 GSF	Fair	15 to 19 years		

City Council District	2020 Solar-Ready Status	Agency	Site	Address	Borough	Environmental Justice Area**	Total Gross Square Footage	Roof Condition	Roof Age	Solar-Readiness Assessment***	Other Sustainability Projects****
40	Not Solar-Ready	OCME	Chief Medical Examiner	599 Winthrop St	Brooklyn	EJA	40,950 GSF	Good	10 to 14 years		
41	Not Solar-Ready	ACS	Crossroads Juvenile Center	17 Bristol St	Brooklyn	EJA	210,444 GSF	Between Good and Fair	> 20 years		
41	Not Solar-Ready	BPL	Brownsville Branch Library	61 Glenmore Ave	Brooklyn	EJA	10,838 GSF	Between Fair and Poor	2 to 4 years		
41	Not Solar-Ready	BPL	Saratoga Branch Library	8 Thomas S. Boyland St	Brooklyn	EJA	10,040 GSF	Unknown	Unknown		
41	Not Solar-Ready	BPL	Stone Avenue Branch Library	581 Mother Gaston Blvd	Brooklyn	EJA	14,258 GSF	Unknown	2 to 4 years		
41	Solar-Ready	DHS	Dean Street Family Residence	2155 Dean St	Brooklyn	EJA	124,500 GSF	Good	5 to 9 years		
41	Solar-Ready	DHS	East New York Avenue SRO (Single Room Occupancy) Residence	1385 East New York Ave	Brooklyn	EJA	60,000 GSF	Between Good and Fair	5 to 9 years		

City Council District	2020 Solar-Ready Status	Agency	Site	Address	Borough	Environmental Justice Area**	Total Gross Square Footage	Roof Condition	Roof Age	Solar-Readiness Assessment***	Other Sustainability Projects****
41	Solar-Ready	DOE	K005	820 Hancock St	Brooklyn	EJA	90,000 GSF	Between Good and Fair	5 to 9 years	Yes	
41	Not Solar-Ready	DOE	K012	430 Howard Ave	Brooklyn	EJA	97,200 GSF	Fair	> 20 years		
41	Not Solar-Ready	DOE	K040	265 Ralph Ave	Brooklyn	EJA	121,200 GSF	Fair	10 to 14 years		
41	Not Solar-Ready	DOE	K055	2021 Bergen St	Brooklyn	EJA	196,800 GSF	Fair	> 20 years		
41	Not Solar-Ready	DOE	K091	532 Albany Ave	Brooklyn	EJA	Unknown	Unknown	10 to 14 years		
41	Solar-Ready	DOE	K135	684 Linden Blvd	Brooklyn	EJA	59,000 GSF	Between Good and Fair	5 to 9 years		
41	Not Solar-Ready	DOE	K137	121 Saratoga Ave	Brooklyn	EJA	55,200 GSF	Between Good and Fair	10 to 14 years		

City Council District	2020 Solar-Ready Status	Agency	Site	Address	Borough	Environmental Justice Area**	Total Gross Square Footage	Roof Condition	Roof Age	Solar-Readiness Assessment***	Other Sustainability Projects****
41	Not Solar-Ready	DOE	K150	364 Sackman St	Brooklyn	EJA	114,000 GSF	Fair	10 to 14 years		
41	Not Solar-Ready	DOE	K175	226 Bristol St	Brooklyn	EJA	106,800 GSF	Fair	> 20 years		
41	Not Solar-Ready	DOE	K178	1784 Park Pl	Brooklyn	EJA	93,600 GSF	Under Construction	Under Construction		
41	Not Solar-Ready	DOE	K189	1100 East New York Ave	Brooklyn	EJA	107,749 GSF	Fair	> 20 years		
41	Not Solar-Ready	DOE	K191	1600 Park Pl	Brooklyn	EJA	72,000 GSF	Under Construction	Under Construction	Yes	
41	Not Solar-Ready	DOE	K219	1060 Clarkson Ave	Brooklyn	EJA	96,000 GSF	Under Construction	Under Construction		
41	Not Solar-Ready	DOE	K235	525 Lenox Rd	Brooklyn	EJA	66,000 GSF	Between Good and Fair	5 to 9 years		

City Council District	2020 Solar-Ready Status	Agency	Site	Address	Borough	Environmental Justice Area**	Total Gross Square Footage	Roof Condition	Roof Age	Solar-Readiness Assessment***	Other Sustainability Projects****
41	Not Solar-Ready	DOE	K252	1084 Lenox Rd	Brooklyn	EJA	94,000 GSF	Between Fair and Poor	15 to 19 years		
41	Not Solar-Ready	DOE	K263	210 Chester St	Brooklyn	EJA	131,500 GSF	Fair	> 20 years		
41	Not Solar-Ready	DOE	K268	133 East 53rd St	Brooklyn	EJA	86,067 GSF	Fair	> 20 years		
41	Not Solar-Ready	DOE	K271	1137 Herkimer St	Brooklyn	EJA	228,000 GSF	Between Good and Fair	> 20 years		
41	Not Solar-Ready	DOE	K284	213 Osborn St	Brooklyn	EJA	92,000 GSF	Between Good and Fair	5 to 9 years	Yes	
41	Not Solar-Ready	DOE	K323	210 Chester St	Brooklyn	EJA	157,200 GSF	Between Fair and Poor	10 to 14 years		
41	Not Solar-Ready	DOE	K356	104 Sutter Ave	Brooklyn	EJA	187,200 GSF	Fair	> 20 years		

City Council District	2020 Solar-Ready Status	Agency	Site	Address	Borough	Environmental Justice Area**	Total Gross Square Footage	Roof Condition	Roof Age	Solar-Readiness Assessment***	Other Sustainability Projects****
41	Not Solar-Ready	DOE	K391	790 East New York Ave	Brooklyn	EJA	164,000 GSF	Fair	10 to 14 years	Yes	
41	Not Solar-Ready	DOE	K396	110 Chester St	Brooklyn	EJA	85,800 GSF	Fair	> 20 years		
41	Not Solar-Ready	DOE	K398	60 East 94 St	Brooklyn	EJA	127,200 GSF	Unknown	Unknown		
41	Not Solar-Ready	DOHMH	Brownsville Health Center	259 Bristol St	Brooklyn	EJA	32,472 GSF	Unknown	10 to 14 years		
41	Not Solar-Ready	DPR	Betsy Head Pool House	694 Thomas S Boyland St	Brooklyn	EJA	15,000 GSF	Fair	15 to 19 years		Planned Green Roof
41	Not Solar-Ready	FDNY	Engine Co. 283 and Division 15	885 Howard Ave	Brooklyn	EJA	11,898 GSF	Unknown	15 to 19 years		
41	Not Solar-Ready	FDNY	Rescue 2	1815 Sterling Pl	Brooklyn		21,391 GSF	Good	Unknown		

City Council District	2020 Solar-Ready Status	Agency	Site	Address	Borough	Environmental Justice Area**	Total Gross Square Footage	Roof Condition	Roof Age	Solar-Readiness Assessment***	Other Sustainability Projects****
41	Not Solar-Ready	HRA	Bedford Stuyvesant Multi Service Center (owned)	1958 Fulton St	Brooklyn	EJA	113,668 GSF	Between Fair and Poor	> 20 years		
41	Solar-Ready	HRA	Brownsville Multi Service Center (owned)	444 Thomas Boyland St	Brooklyn	EJA	43,726 GSF	Between Good and Fair	5 to 9 years	Yes	
41	Not Solar-Ready	NYPD	73rd Precinct	1470 East New York Ave	Brooklyn	EJA	50,020 GSF	Between Good and Fair	10 to 14 years	Yes	
41	Not Solar-Ready	NYPD	81st Precinct (and Engine Company 222)	30 Ralph Ave	Brooklyn	EJA	39,700 GSF	Good	> 20 years		
42	Not Solar-Ready	ACS	Friends of Crown Heights Educational Center	668 Logan St	Brooklyn	EJA	26,070 GSF	Unknown	Unknown		
42	Not Solar-Ready	BPL	East Flatbush Branch Library	9612 Church Ave	Brooklyn	EJA	12,329 GSF	Between Fair and Poor	> 20 years		
42	Not Solar-Ready	BPL	New Lots Branch Library	655 New Lots Ave	Brooklyn	EJA	24,558 GSF	Between Fair and Poor	15 to 19 years		

City Council District	2020 Solar-Ready Status	Agency	Site	Address	Borough	Environmental Justice Area**	Total Gross Square Footage	Roof Condition	Roof Age	Solar-Readiness Assessment***	Other Sustainability Projects****
42	Not Solar-Ready	DEP	Chlorine Contact Tanks 2	122-66 Flatlands Ave	Brooklyn	EJA	36,240 GSF	Unknown	10 to 14 years		
42	Not Solar-Ready	DEP	Main Building	122-66 Flatlands Ave	Brooklyn	EJA	33,450 GSF	Unknown	10 to 14 years		
42	Not Solar-Ready	DEP	Sludge Transfer & Mixing Pump Station A1	122-66 Flatlands Ave	Brooklyn	EJA	11,560 GSF	Unknown	10 to 14 years		
42	Not Solar-Ready	DEP	Supplemental Cake Storage Facility	122-66 Flatlands Ave	Brooklyn	EJA	81,760 GSF	Unknown	10 to 14 years		
42	Not Solar-Ready	DHS	Fannie Barnes (Urban Transitional Housing)	829 Saratoga Ave	Brooklyn	EJA	72,000 GSF	Unknown	Unknown		
42	Not Solar-Ready	DHS	Flatlands Avenue Residence	10875 Avenue D	Brooklyn	EJA	28,545 GSF	Fair	15 to 19 years		
42	Not Solar-Ready	DHS	Linden Family Residence	501 New Lots Ave	Brooklyn	EJA	12,000 GSF	Unknown	Unknown		

City Council District	2020 Solar-Ready Status	Agency	Site	Address	Borough	Environmental Justice Area**	Total Gross Square Footage	Roof Condition	Roof Age	Solar-Readiness Assessment***	Other Sustainability Projects****
42	Not Solar-Ready	DHS	Rose McCarthy Family Residence	900 Dumont Ave	Brooklyn	EJA	21,600 GSF	Unknown	Unknown		
42	Not Solar-Ready	DHS	Rose McCarthy Family Residence	882 Dumont Ave	Brooklyn	EJA	18,000 GSF	Unknown	Unknown		
42	Not Solar-Ready	DHS	Samaritan Forbell Residence	338-344 Forbell St	Brooklyn	EJA	24,900 GSF	Unknown	Unknown		
42	Not Solar-Ready	DOE	K013	557 Pennsylvania Ave	Brooklyn	EJA	120,000 GSF	Fair	> 20 years		
42	Not Solar-Ready	DOE	K066	881 East 96th St	Brooklyn	EJA	127,200 GSF	Between Good and Fair	10 to 14 years		
42	Not Solar-Ready	DOE	K072	605 Shepherd Ave	Brooklyn	EJA	148,800 GSF	Fair	> 20 years		
42	Solar-Ready	DOE	K149	700 Sutter Ave	Brooklyn	EJA	93,000 GSF	Fair	10 to 14 years		

City Council District	2020 Solar-Ready Status	Agency	Site	Address	Borough	Environmental Justice Area**	Total Gross Square Footage	Roof Condition	Roof Age	Solar-Readiness Assessment***	Other Sustainability Projects****
42	Not Solar-Ready	DOE	K159	2781 Pitkin Ave	Brooklyn	EJA	65,000 GSF	Between Good and Fair	5 to 9 years		
42	Solar-Ready	DOE	K165	76 Lott Ave	Brooklyn	EJA	68,000 GSF	Fair	10 to 14 years		
42	Not Solar-Ready	DOE	K174	574 Dumont Ave	Brooklyn	EJA	80,000 GSF	Fair	> 20 years		
42	Not Solar-Ready	DOE	K183	76 Riverdale Ave	Brooklyn	EJA	93,600 GSF	Fair	10 to 14 years		
42	Not Solar-Ready	DOE	K184	273 Newport St	Brooklyn	EJA	94,800 GSF	Between Fair and Poor	> 20 years		
42	Solar-Ready	DOE	K190	590 Sheffield Ave	Brooklyn	EJA	78,000 GSF	Between Good and Fair	5 to 9 years		
42	Solar-Ready	DOE	K213	580 Hegeman Ave	Brooklyn	EJA	73,000 GSF	Fair	10 to 14 years		

City Council District	2020 Solar-Ready Status	Agency	Site	Address	Borough	Environmental Justice Area**	Total Gross Square Footage	Roof Condition	Roof Age	Solar-Readiness Assessment***	Other Sustainability Projects****
42	Not Solar-Ready	DOE	K218	370 Fountain Ave	Brooklyn	EJA	151,000 GSF	Between Fair and Poor	> 20 years		
42	Not Solar-Ready	DOE	K233	9301 Avenue B	Brooklyn	EJA	96,000 GSF	Good	< 2 years		
42	Not Solar-Ready	DOE	K260	875 Williams Ave	Brooklyn	EJA	85,200 GSF	Poor	> 20 years		
42	Not Solar-Ready	DOE	K292	301 Vermont St	Brooklyn	EJA	163,000 GSF	Fair	5 to 9 years		
42	Not Solar-Ready	DOE	K306	970 Vermont St	Brooklyn	EJA	112,800 GSF	Poor	> 20 years		
42	Not Solar-Ready	DOE	K328	330 Alabama Ave	Brooklyn	EJA	108,000 GSF	Fair	> 20 years		
42	Not Solar-Ready	DOE	K346	1400 Pennsylvania Ave	Brooklyn	EJA	147,600 GSF	Fair	10 to 14 years		

City Council District	2020 Solar-Ready Status	Agency	Site	Address	Borough	Environmental Justice Area**	Total Gross Square Footage	Roof Condition	Roof Age	Solar-Readiness Assessment***	Other Sustainability Projects****
42	Solar-Ready	DOE	K422	1065 Elton St	Brooklyn	EJA	154,000 GSF	Fair	5 to 9 years	Yes	
42	Not Solar-Ready	DOE	K435	400 Pennsylvania Ave	Brooklyn	EJA	229,000 GSF	Fair	15 to 19 years		
42	Not Solar-Ready	DOHMH	Animal Shelter - Brooklyn	2336 Linden Blvd	Brooklyn	EJA	20,500 GSF	Unknown	15 to 19 years		
42	Not Solar-Ready	DPR	Brownsville Recreation Center	1555 Linden Blvd	Brooklyn	EJA	72,000 GSF	Fair	5 to 9 years		Existing Green Roof, Planned Green Roof
42	Not Solar-Ready	DSNY	Brooklyn Lot Cleaning and Salt Shed	803 Forbell St	Brooklyn	EJA	421,455 GSF	Between Fair and Poor	Unknown		
42	Not Solar-Ready	DSNY	Brooklyn South 16 District Garage	922 Georgia Ave	Brooklyn	EJA	41,800 GSF	Between Fair and Poor	Unknown		

City Council District	2020 Solar-Ready Status	Agency	Site	Address	Borough	Environmental Justice Area**	Total Gross Square Footage	Roof Condition	Roof Age	Solar-Readiness Assessment***	Other Sustainability Projects****
42	Not Solar-Ready	DSNY	Brooklyn South 17 and 18 District Garage	10502 Avenue D	Brooklyn	EJA	148,473 GSF	Poor	> 20 years		
42	Not Solar-Ready	DSNY	Cioffe Borough Repair Shop	10601 Avenue D	Brooklyn	EJA	59,260 GSF	Poor	> 20 years		
42	Not Solar-Ready	HHC	East New York Diagnostic & Treatment Center	2094 Pitkin Ave	Brooklyn	EJA	72,755 GSF	Between Good and Fair	15 to 19 years		
42	Not Solar-Ready	NYPD	69th Precinct	9720 Foster Ave	Brooklyn	EJA	15,792 GSF	Between Fair and Poor	10 to 14 years		
42	Not Solar-Ready	NYPD	75th Precinct	1000 Sutter Ave	Brooklyn	EJA	30,160 GSF	Fair	15 to 19 years		
43	Not Solar-Ready	BPL	Bay Ridge Branch Library	7223 Ridge Blvd	Brooklyn		16,506 GSF	Between Fair and Poor	15 to 19 years		
43	Not Solar-Ready	BPL	Dyker Branch Library	8202 13th Ave	Brooklyn		10,521 GSF	Between Fair and Poor	2 to 4 years		

City Council District	2020 Solar-Ready Status	Agency	Site	Address	Borough	Environmental Justice Area**	Total Gross Square Footage	Roof Condition	Roof Age	Solar-Readiness Assessment***	Other Sustainability Projects****
43	Not Solar-Ready	BPL	New Utrecht Branch Library	1743 86th St	Brooklyn	EJA	22,557 GSF	Unknown	15 to 19 years		
43	Not Solar-Ready	DEP	Dewatering Building	122-66 Flatlands Ave	Brooklyn	EJA	151,256 GSF	Fair	10 to 14 years		
43	Not Solar-Ready	DEP	Odor Control & Gas Compressor	6700 Shore Rd	Brooklyn		15,625 GSF	Fair	> 20 years		
43	Not Solar-Ready	DEP	Pump and Power House 1	6700 Shore Rd	Brooklyn		25,313 GSF	Fair	> 20 years		
43	Not Solar-Ready	DEP	Pump and Power House 2	6700 Shore Rd	Brooklyn		17,188 GSF	Fair	> 20 years		
43	Not Solar-Ready	DEP	Sludge Processing Complex	6700 Shore Rd	Brooklyn		91,875 GSF	Fair	> 20 years		
43	Solar-Ready	DOE	K102	211 72 St	Brooklyn		116,400 GSF	Good	< 2 years		

City Council District	2020 Solar-Ready Status	Agency	Site	Address	Borough	Environmental Justice Area**	Total Gross Square Footage	Roof Condition	Roof Age	Solar-Readiness Assessment***	Other Sustainability Projects****
43	Not Solar-Ready	DOE	K104	9115 5 Ave	Brooklyn		97,000 GSF	Good	> 20 years		
43	Not Solar-Ready	DOE	K112	7115 15 Ave	Brooklyn	EJA	52,516 GSF	Fair	> 20 years		
43	Not Solar-Ready	DOE	K127	7805 7 Ave	Brooklyn		42,000 GSF	Between Fair and Poor	> 20 years		
43	Not Solar-Ready	DOE	K163	1664 Benson Ave	Brooklyn	EJA	66,000 GSF	Between Good and Fair	10 to 14 years		
43	Not Solar-Ready	DOE	K170	7109 6th Ave	Brooklyn		117,409 GSF	Fair	10 to 14 years		
43	Not Solar-Ready	DOE	K176	1225 69th St	Brooklyn	EJA	110,400 GSF	Fair	10 to 14 years		
43	Not Solar-Ready	DOE	K185	8601 Ridge Blvd	Brooklyn		64,800 GSF	Fair	> 20 years		

City Council District	2020 Solar-Ready Status	Agency	Site	Address	Borough	Environmental Justice Area**	Total Gross Square Footage	Roof Condition	Roof Age	Solar-Readiness Assessment***	Other Sustainability Projects****
43	Not Solar-Ready	DOE	K201	8010 12th Ave	Brooklyn		128,400 GSF	Unknown	Unknown		
43	Not Solar-Ready	DOE	K202	982 Hegeman Ave	Brooklyn		114,000 GSF	Poor	> 20 years		
43	Solar-Ready	DOE	K204	8101 15th Ave	Brooklyn		93,000 GSF	Fair	2 to 4 years		
43	Not Solar-Ready	DOE	K229	1400 Benson Ave	Brooklyn	EJA	101,000 GSF	Fair	10 to 14 years		
43	Not Solar-Ready	DOE	K485	350 67th St	Brooklyn		72,150 GSF	Fair	> 20 years		
43	Not Solar-Ready	DOE	K490	8301 Shore Rd	Brooklyn		323,331 GSF	Under Construction	Under Construction		
43	Solar-Ready	DOE	K807	109 Bay 14 St	Brooklyn	EJA	100,000 GSF	Fair	10 to 14 years		

City Council District	2020 Solar-Ready Status	Agency	Site	Address	Borough	Environmental Justice Area**	Total Gross Square Footage	Roof Condition	Roof Age	Solar-Readiness Assessment***	Other Sustainability Projects****
43	Not Solar-Ready	DSNY	Brooklyn 11 District Garage; BK Boro Office; SW MTS	380 Bay 41st St	Brooklyn	EJA	190,000 GSF	Between Fair and Poor	Unknown	Yes	
43	Not Solar-Ready	FDNY	Engine Co. 284 and Ladder Co. 149	1157 79th St	Brooklyn		10,350 GSF	Poor	15 to 19 years		
43	Not Solar-Ready	NYPD	62nd Precinct	1925 Bath Ave	Brooklyn	EJA	25,000 GSF	Unknown	15 to 19 years		
44	Solar-Ready	BPL	Kensington Branch Library	4209 18th Ave	Brooklyn	EJA	18,500 GSF	Good	2 to 4 years		
44	Not Solar-Ready	BPL	Mapleton Branch Library	1703 60th St	Brooklyn	EJA	19,821 GSF	Unknown	15 to 19 years		
44	Not Solar-Ready	BPL	Midwood Branch Library	975 East 16th St	Brooklyn		15,210 GSF	Unknown	5 to 9 years		
44	Not Solar-Ready	DOE	K048	6015 18th Ave	Brooklyn	EJA	60,000 GSF	Between Good and Fair	5 to 9 years		

City Council District	2020 Solar-Ready Status	Agency	Site	Address	Borough	Environmental Justice Area**	Total Gross Square Footage	Roof Condition	Roof Age	Solar-Readiness Assessment***	Other Sustainability Projects****
44	Not Solar-Ready	DOE	K096	99 Avenue P	Brooklyn	EJA	147,600 GSF	Fair	> 20 years		
44	Solar-Ready	DOE	K099	1120 East 10 St	Brooklyn		94,800 GSF	Good	< 2 years		
44	Not Solar-Ready	DOE	K121	5301 20 Ave	Brooklyn	EJA	42,000 GSF	Poor	> 20 years		
44	Not Solar-Ready	DOE	K134- K849, K839 Campus: K849 (Main building)	4001 18 Ave	Brooklyn	EJA	12,000 GSF	Good	2 to 4 years		
44	Not Solar-Ready	DOE	K160	5105 Ft. Hamilton Pkwy	Brooklyn	EJA	Unknown	Unknown	10 to 14 years		
44	Not Solar-Ready	DOE	K164	4211 14th Ave	Brooklyn	EJA	90,000 GSF	Between Fair and Poor	> 20 years		
44	Not Solar-Ready	DOE	K177	346 Avenue P	Brooklyn		108,000 GSF	Between Good and Fair	10 to 14 years		

City Council District	2020 Solar-Ready Status	Agency	Site	Address	Borough	Environmental Justice Area**	Total Gross Square Footage	Roof Condition	Roof Age	Solar-Readiness Assessment***	Other Sustainability Projects****
44	Not Solar-Ready	DOE	K180	5601 16th Ave	Brooklyn	EJA	145,200 GSF	Fair	> 20 years		
44	Not Solar-Ready	DOE	K192	4715 18 Ave	Brooklyn		76,000 GSF	Between Fair and Poor	10 to 14 years		
44	Not Solar-Ready	DOE	K223	4200 16 Ave	Brooklyn	EJA	121,000 GSF	Fair	15 to 19 years		
44	Not Solar-Ready	DOE	K226	6006 23 Ave	Brooklyn		112,800 GSF	Fair	> 20 years		
44	Not Solar-Ready	DOE	K238	1633 East 8 St	Brooklyn		105,600 GSF	Fair	> 20 years		
44	Solar-Ready	DOE	K521	1057 52nd St	Brooklyn	EJA	44,000 GSF	Good	5 to 9 years		
44	Not Solar-Ready	DOE	K525	1600 Avenue L	Brooklyn	EJA	375,000 GSF	Good	15 to 19 years	Yes	

City Council District	2020 Solar-Ready Status	Agency	Site	Address	Borough	Environmental Justice Area**	Total Gross Square Footage	Roof Condition	Roof Age	Solar-Readiness Assessment***	Other Sustainability Projects****
44	Not Solar-Ready	DOE	K686	50 Avenue P	Brooklyn		Unknown	Unknown	Unknown		
44	Not Solar-Ready	DSNY	Brooklyn 12 District Garage Parking Lot	5601 19th Ave	Brooklyn	EJA	11,220 GSF	Between Fair and Poor	> 20 years		
44	Not Solar-Ready	DSNY	Brooklyn South 12 District Garage	5602 19th Ave	Brooklyn	EJA	36,010 GSF	Unknown	Unknown		
44	Not Solar-Ready	NYPD	70th Precinct	154 Lawrence Ave	Brooklyn	EJA	18,000 GSF	Good	> 20 years		
45	Not Solar-Ready	BPL	Flatlands Branch Library	2065 Flatbush Ave	Brooklyn	EJA	11,903 GSF	Between Fair and Poor	15 to 19 years		
45	Not Solar-Ready	DEP	Spring Creek Auxiliary WPCP	12820 Flatlands Ave	Brooklyn	EJA	220,000 GSF	Between Fair and Poor	Unknown		
45	Not Solar-Ready	DOE	K119	3829 Avenue K	Brooklyn	EJA	62,400 GSF	Between Good and Fair	> 20 years		

City Council District	2020 Solar-Ready Status	Agency	Site	Address	Borough	Environmental Justice Area**	Total Gross Square Footage	Roof Condition	Roof Age	Solar-Readiness Assessment***	Other Sustainability Projects****
45	Solar-Ready	DOE	K181	1023 New York Ave	Brooklyn	EJA	128,000 GSF	Fair	2 to 4 years		
45	Not Solar-Ready	DOE	K193	2515 Avenue L	Brooklyn		91,664 GSF	Fair	> 20 years		
45	Not Solar-Ready	DOE	K240	2500 Nostrand Ave	Brooklyn	EJA	169,200 GSF	Poor	> 20 years		
45	Not Solar-Ready	DOE	K244	5404 Tilden Ave	Brooklyn	EJA	129,000 GSF	Good	2 to 4 years		
45	Not Solar-Ready	DOE	K285	5905 Beverly Rd	Brooklyn	EJA	144,000 GSF	Fair	> 20 years		
45	Solar-Ready	DOE	K395	1001 East 45th St	Brooklyn	EJA	150,000 GSF	Good	< 2 years		
45	Not Solar-Ready	DOE	K405	2839 Bedford Ave	Brooklyn	EJA	220,000 GSF	Fair	10 to 14 years		

City Council District	2020 Solar-Ready Status	Agency	Site	Address	Borough	Environmental Justice Area**	Total Gross Square Footage	Roof Condition	Roof Age	Solar-Readiness Assessment***	Other Sustainability Projects****
45	Not Solar-Ready	DOE	K415	5800 Tilden Ave	Brooklyn	EJA	247,000 GSF	Between Good and Fair	15 to 19 years		
45	Not Solar-Ready	DOE	K729	3920 Flatlands Ave	Brooklyn		30,000 GSF	Between Good and Fair	10 to 14 years		
45	Not Solar-Ready	DOE	K864	3109 Newkirk Ave	Brooklyn	EJA	66,426 GSF	Fair	> 20 years		
45	Not Solar-Ready	FDNY	EMS 58	420 East 83rd St	Brooklyn		25,000 GSF	Fair	Unknown		
45	Not Solar-Ready	NYPD	63rd Precinct	1844 Brooklyn Ave	Brooklyn	EJA	11,904 GSF	Unknown	15 to 19 years		
46	Not Solar-Ready	BPL	Kings Bay Branch Library	3651 Nostrand Ave	Brooklyn		14,885 GSF	Between Fair and Poor	> 20 years		
46	Not Solar-Ready	DOE	K068	956 East 82 St	Brooklyn	EJA	184,800 GSF	Between Good and Fair	10 to 14 years		

City Council District	2020 Solar-Ready Status	Agency	Site	Address	Borough	Environmental Justice Area**	Total Gross Square Footage	Roof Condition	Roof Age	Solar-Readiness Assessment***	Other Sustainability Projects****
46	Not Solar-Ready	DOE	K078	1420 East 68 St	Brooklyn	EJA	156,000 GSF	Fair	> 20 years		
46	Not Solar-Ready	DOE	K114	1077 Remsen Ave	Brooklyn	EJA	124,800 GSF	Between Good and Fair	10 to 14 years		
46	Solar-Ready	DOE	K203	5101 Avenue M	Brooklyn	EJA	93,000 GSF	Between Good and Fair	5 to 9 years		
46	Solar-Ready	DOE	K207	4011 Fillmore Ave	Brooklyn		70,000 GSF	Fair	5 to 9 years		
46	Solar-Ready	DOE	K222	3301 Quentin Rd	Brooklyn		94,000 GSF	Fair	5 to 9 years		
46	Not Solar-Ready	DOE	K236	6302 Avenue U	Brooklyn		77,000 GSF	Under Construction	Under Construction		
46	Not Solar-Ready	DOE	K242	100-01 Flatlands Ave	Brooklyn	EJA	96,000 GSF	Between Fair and Poor	15 to 19 years		

City Council District	2020 Solar-Ready Status	Agency	Site	Address	Borough	Environmental Justice Area**	Total Gross Square Footage	Roof Condition	Roof Age	Solar-Readiness Assessment***	Other Sustainability Projects****
46	Solar-Ready	DOE	K276	1070 East 83 St	Brooklyn	EJA	77,000 GSF	Good	2 to 4 years		
46	Not Solar-Ready	DOE	K277	2529 Gerritsen Ave	Brooklyn		52,000 GSF	Fair	15 to 19 years		
46	Not Solar-Ready	DOE	K366	965 East 107th St	Brooklyn	EJA	67,000 GSF	Good	10 to 14 years		
46	Not Solar-Ready	DOE	K724 (K500)	1600 Rockaway Pkwy	Brooklyn	EJA	247,000 GSF	Fair	15 to 19 years	Yes	
46	Not Solar-Ready	DOT	Fleet Services, BK Street Maintenance	6080 Flatlands Ave	Brooklyn	EJA	188,071 GSF	Poor	15 to 19 years		
46	Solar-Ready	NYPD	Highway District Unit 2	2900 Flatbush Ave	Brooklyn		23,700 GSF	Fair	5 to 9 years		
46	Not Solar-Ready	NYPD	NYPD Warehouse	Gateway National Recreation Area	Brooklyn		36,920 GSF	Between Good and Fair	15 to 19 years		

City Council District	2020 Solar-Ready Status	Agency	Site	Address	Borough	Environmental Justice Area**	Total Gross Square Footage	Roof Condition	Roof Age	Solar-Readiness Assessment***	Other Sustainability Projects****
47	Not Solar-Ready	BPL	Coney Island Branch Library and Learning Ctr.	1901 Mermaid Ave	Brooklyn	EJA	12,087 GSF	Between Fair and Poor	10 to 14 years		
47	Not Solar-Ready	DCLA	Aqua Theater	520 Surf Ave	Brooklyn	EJA	18,720 GSF	Unknown	Unknown		
47	Solar-Ready	DCLA	Aquatic Animal Health Center (AAHC)	600 Surf Ave	Brooklyn	EJA	10,800 GSF	Good	5 to 9 years		
47	Not Solar-Ready	DCLA	Conservation Hall	506 Surf Ave	Brooklyn	EJA	29,491 GSF	Poor	> 20 years		
47	Not Solar-Ready	DCLA	Explore the Shore/Alien Stingers	510 Surf Ave	Brooklyn	EJA	35,883 GSF	Poor	15 to 19 years		
47	Not Solar-Ready	DCLA	NY Aquarium Campus: Cafe	508 Surf Ave	Brooklyn	EJA	11,620 GSF	Poor	10 to 14 years		
47	Solar-Ready	DCLA	Ocean Wonders	514 Surf Ave	Brooklyn	EJA	57,500 GSF	Good	< 2 years		

City Council District	2020 Solar-Ready Status	Agency	Site	Address	Borough	Environmental Justice Area**	Total Gross Square Footage	Roof Condition	Roof Age	Solar-Readiness Assessment***	Other Sustainability Projects****
47	Not Solar-Ready	DCLA	Operations Building	820 Surf Ave	Brooklyn	EJA	21,037 GSF	Fair	15 to 19 years		
47	Not Solar-Ready	DCLA	Osborn Laboratories of Marine Sciences (OLMS)	502 Surf Ave	Brooklyn	EJA	16,945 GSF	Poor	15 to 19 years		
47	Not Solar-Ready	DCLA	Sea Cliffs	504 Surf Ave	Brooklyn	EJA	38,000 GSF	Poor	Unknown		
47	Not Solar-Ready	DOE	K090	2840 West 12 St	Brooklyn	EJA	74,000 GSF	Good	5 to 9 years		
47	Solar-Ready	DOE	K095	345 Van Sicklen St	Brooklyn		102,316 GSF	Good	< 2 years		
47	Solar-Ready	DOE	K097	1855 Stillwell Ave	Brooklyn	EJA	68,000 GSF	Good	5 to 9 years		
47	Solar-Ready	DOE	K101	2360 Benson Ave	Brooklyn	EJA	68,000 GSF	Good	2 to 4 years		

City Council District	2020 Solar-Ready Status	Agency	Site	Address	Borough	Environmental Justice Area**	Total Gross Square Footage	Roof Condition	Roof Age	Solar-Readiness Assessment***	Other Sustainability Projects****
47	Not Solar-Ready	DOE	K128	2075 84 St	Brooklyn	EJA	63,600 GSF	Between Good and Fair	10 to 14 years		
47	Solar-Ready	DOE	K186	7601 19 Ave	Brooklyn	EJA	77,000 GSF	Fair	10 to 14 years		
47	Not Solar-Ready	DOE	K188	3314 Neptune Ave	Brooklyn	EJA	96,000 GSF	Fair	> 20 years		
47	Not Solar-Ready	DOE	K205	6701 20 Ave	Brooklyn	EJA	110,000 GSF	Under Construction	Under Construction		
47	Not Solar-Ready	DOE	K212	87 Bay 49 St	Brooklyn		77,000 GSF	Good	15 to 19 years		
47	Not Solar-Ready	DOE	K215	415 Avenue S	Brooklyn		92,400 GSF	Fair	10 to 14 years		
47	Not Solar-Ready	DOE	K216	350 Avenue X	Brooklyn		92,400 GSF	Between Good and Fair	> 20 years		

City Council District	2020 Solar-Ready Status	Agency	Site	Address	Borough	Environmental Justice Area**	Total Gross Square Footage	Roof Condition	Roof Age	Solar-Readiness Assessment***	Other Sustainability Projects****
47	Not Solar-Ready	DOE	K228	228 Avenue S	Brooklyn		145,200 GSF	Fair	> 20 years		
47	Not Solar-Ready	DOE	K239	2401 Neptune Ave	Brooklyn	EJA	155,000 GSF	Fair	> 20 years		
47	Not Solar-Ready	DOE	K247	7000 21 Ave	Brooklyn	EJA	66,000 GSF	Between Fair and Poor	> 20 years		
47	Not Solar-Ready	DOE	K281	8787 24 Ave	Brooklyn	EJA	183,600 GSF	Fair	> 20 years		
47	Not Solar-Ready	DOE	K288	2950 West 25 St	Brooklyn	EJA	82,000 GSF	Poor	> 20 years		
47	Not Solar-Ready	DOE	K303	501 West Ave	Brooklyn		152,000 GSF	Fair	> 20 years	Yes	
47	Solar-Ready	DOE	K329	2929 West 30 St	Brooklyn	EJA	95,000 GSF	Fair	5 to 9 years		

City Council District	2020 Solar-Ready Status	Agency	Site	Address	Borough	Environmental Justice Area**	Total Gross Square Footage	Roof Condition	Roof Age	Solar-Readiness Assessment***	Other Sustainability Projects****
47	Not Solar-Ready	DOE	K540	50 Avenue X	Brooklyn		350,000 GSF	Between Fair and Poor	15 to 19 years	Yes	
47	Not Solar-Ready	DOE	K721	2075 84 St	Brooklyn	EJA	Unknown	Unknown	10 to 14 years		
47	Not Solar-Ready	DOE	K728	2865 W. 19th St	Brooklyn	EJA	37,362 GSF	Between Good and Fair	10 to 14 years		
47	Not Solar-Ready	DPR	Abe Stark Ice Rink	1902 West 19th St	Brooklyn	EJA	51,900 GSF	Between Good and Fair	5 to 9 years		
47	Not Solar-Ready	DPR	Poseidon Playground Maintenance Building	3010 West 25th St	Brooklyn	EJA	10,464 GSF	Poor	> 20 years		
47	Solar-Ready	HHC	New Ida G. Israel Community Health Center	2925 West 19th St	Brooklyn	EJA	13,000 GSF	Between Good and Fair	2 to 4 years		
48	Solar-Ready	BPL	Brighton Beach Branch Library	16 Brighton 1st Rd	Brooklyn		12,166 GSF	Good	2 to 4 years		

City Council District	2020 Solar-Ready Status	Agency	Site	Address	Borough	Environmental Justice Area**	Total Gross Square Footage	Roof Condition	Roof Age	Solar-Readiness Assessment***	Other Sustainability Projects****
48	Not Solar-Ready	CUNY	Academic Village	1915 Oriental Blvd	Brooklyn		50,435 GSF	Good	10 to 14 years		
48	Not Solar-Ready	CUNY	Administration Building	2001 Oriental Blvd	Brooklyn		32,126 GSF	Poor	Unknown		
48	Not Solar-Ready	CUNY	Arts and Sciences Center	2120 Oriental Blvd	Brooklyn		105,724 GSF	Between Fair and Poor	Unknown		
48	Not Solar-Ready	CUNY	College Center	1824 Oriental Blvd	Brooklyn		98,604 GSF	Poor	Unknown		
48	Not Solar-Ready	CUNY	Health and Physical Education Center	1925 Oriental Blvd	Brooklyn		72,282 GSF	Poor	Unknown		
48	Not Solar-Ready	CUNY	Leon M. Goldstein High School for the Sciences	1830 Shore Blvd	Brooklyn		133,951 GSF	Unknown	15 to 19 years		
48	Solar-Ready	CUNY	Leon M. Goldstein Performing Arts Center	2001 Oriental Blvd	Brooklyn		46,768 GSF	Between Good and Fair	5 to 9 years		

City Council District	2020 Solar-Ready Status	Agency	Site	Address	Borough	Environmental Justice Area**	Total Gross Square Footage	Roof Condition	Roof Age	Solar-Readiness Assessment***	Other Sustainability Projects****
48	Not Solar-Ready	CUNY	Marine and Academic Center	2110 Oriental Blvd	Brooklyn		204,000 GSF	Poor	Unknown		
48	Not Solar-Ready	CUNY	Robert J. Kibbee Library and Media Center	2000 Oriental Blvd	Brooklyn		122,364 GSF	Poor	5 to 9 years		
48	Not Solar-Ready	CUNY	Temporary Building #1 (UAPC)	2085 Oriental Blvd	Brooklyn		19,200 GSF	Poor	Unknown		
48	Not Solar-Ready	CUNY	Temporary Building #2 (T-2)	2065 Oriental Blvd	Brooklyn		36,000 GSF	Poor	Unknown		
48	Not Solar-Ready	CUNY	Temporary Building #3	2055 Oriental Blvd	Brooklyn		10,200 GSF	Poor	Unknown		
48	Not Solar-Ready	CUNY	Temporary Building #4	2111 Oriental Blvd	Brooklyn		53,718 GSF	Poor	Unknown		
48	Not Solar-Ready	CUNY	Temporary Building #5	2100 Oriental Blvd	Brooklyn		17,852 GSF	Poor	Unknown		

City Council District	2020 Solar-Ready Status	Agency	Site	Address	Borough	Environmental Justice Area**	Total Gross Square Footage	Roof Condition	Roof Age	Solar-Readiness Assessment***	Other Sustainability Projects****
48	Not Solar-Ready	CUNY	Temporary Building #6	2105 Oriental Blvd	Brooklyn		12,070 GSF	Poor	Unknown		
48	Not Solar-Ready	CUNY	Temporary Building #7	2131 Oriental Blvd	Brooklyn		27,072 GSF	Between Fair and Poor	Unknown		
48	Solar-Ready	CUNY	Temporary Building #8	2101 Oriental Blvd	Brooklyn		18,187 GSF	Good	5 to 9 years		
48	Not Solar-Ready	CUNY	West Academic Cluster	1950 Oriental Blvd	Brooklyn		33,130 GSF	Good	< 2 years		
48	Not Solar-Ready	CUNY	West Academic Cluster - Wing D	1950 Oriental Blvd	Brooklyn		35,362 GSF	Good	< 2 years		
48	Not Solar-Ready	CUNY	West Academic Cluster - Wing E	1950 Oriental Blvd	Brooklyn		33,130 GSF	Good	< 2 years		
48	Not Solar-Ready	CUNY	West Academic Cluster - Wing F	1950 Oriental Blvd	Brooklyn		35,362 GSF	Good	< 2 years		

City Council District	2020 Solar-Ready Status	Agency	Site	Address	Borough	Environmental Justice Area**	Total Gross Square Footage	Roof Condition	Roof Age	Solar-Readiness Assessment***	Other Sustainability Projects****
48	Not Solar-Ready	DEP	Digester Building A1	2591 Knapp St	Brooklyn		27,422 GSF	Fair	> 20 years		
48	Not Solar-Ready	DEP	Interim Resident Engineering Plant Personnel Building	2591 Knapp St	Brooklyn		22,500 GSF	Fair	> 20 years		
48	Not Solar-Ready	DEP	Main Sewage Pump Station	2591 Knapp St	Brooklyn		40,625 GSF	Fair	> 20 years		
48	Not Solar-Ready	DEP	Plant Admin & Support Facility A1	2591 Knapp St	Brooklyn		21,563 GSF	Fair	> 20 years		
48	Not Solar-Ready	DEP	Primary Settling Tanks Odor Control Building	2591 Knapp St	Brooklyn		14,221 GSF	Poor	> 20 years		
48	Not Solar-Ready	DEP	Pump & Power House A1	2591 Knapp St	Brooklyn		18,750 GSF	Fair	> 20 years		
48	Not Solar-Ready	DEP	Return Sludge Pump Station	2591 Knapp St	Brooklyn		16,375 GSF	Fair	> 20 years		

City Council District	2020 Solar-Ready Status	Agency	Site	Address	Borough	Environmental Justice Area**	Total Gross Square Footage	Roof Condition	Roof Age	Solar-Readiness Assessment***	Other Sustainability Projects****
48	Not Solar-Ready	DEP	Skimming Enclosure Building	2591 Knapp St	Brooklyn		10,469 GSF	Fair	> 20 years		
48	Not Solar-Ready	DEP	Sludge & Digester Gas Storage Facility A1	2591 Knapp St	Brooklyn		21,250 GSF	Fair	> 20 years		
48	Not Solar-Ready	DEP	Thickener Building	2591 Knapp St	Brooklyn		49,805 GSF	Fair	> 20 years		
48	Solar-Ready	DOE	K014	2424 Batchelder St	Brooklyn		139,000 GSF	Between Good and Fair	5 to 9 years		
48	Not Solar-Ready	DOE	K100	2951 West 3 St	Brooklyn	EJA	93,600 GSF	Between Fair and Poor	> 20 years		
48	Not Solar-Ready	DOE	K153	1970 Homecrest Ave	Brooklyn	EJA	64,800 GSF	Fair	> 20 years		
48	Not Solar-Ready	DOE	K195	131 Irwin St	Brooklyn		56,400 GSF	Between Good and Fair	10 to 14 years		

City Council District	2020 Solar-Ready Status	Agency	Site	Address	Borough	Environmental Justice Area**	Total Gross Square Footage	Roof Condition	Roof Age	Solar-Readiness Assessment***	Other Sustainability Projects****
48	Not Solar-Ready	DOE	K197	1599 East 22 St	Brooklyn		107,000 GSF	Under Construction	Under Construction	Yes	
48	Not Solar-Ready	DOE	K199	1100 Elm Ave	Brooklyn	EJA	82,800 GSF	Between Good and Fair	10 to 14 years		
48	Not Solar-Ready	DOE	K209	2609 East 7 St	Brooklyn		79,793 GSF	Fair	> 20 years		
48	Not Solar-Ready	DOE	K253	601 Oceanview Ave	Brooklyn		70,000 GSF	Under Construction	Under Construction		
48	Solar-Ready	DOE	K254	1801 Avenue Y	Brooklyn		88,000 GSF	Good	2 to 4 years		
48	Not Solar-Ready	DOE	K255	1866 East 17th St	Brooklyn		91,200 GSF	Poor	> 20 years		
48	Not Solar-Ready	DOE	K286	2525 Haring St	Brooklyn		103,200 GSF	Fair	> 20 years		

City Council District	2020 Solar-Ready Status	Agency	Site	Address	Borough	Environmental Justice Area**	Total Gross Square Footage	Roof Condition	Roof Age	Solar-Readiness Assessment***	Other Sustainability Projects****
48	Not Solar-Ready	DOE	K370	3000 West 1st St	Brooklyn		52,800 GSF	Fair	> 20 years		
48	Not Solar-Ready	DOE	K535	1830 Shore Blvd	Brooklyn		92,400 GSF	Between Good and Fair	> 20 years		
48	Not Solar-Ready	DOE	K620	25 Brighton 4 Rd	Brooklyn	EJA	200,000 GSF	Fair	> 20 years		
48	Not Solar-Ready	DOHMH	Homecrest Health Center	1601 Avenue S	Brooklyn		17,919 GSF	Poor	5 to 9 years		
48	Not Solar-Ready	FDNY	Engine Co. 276 and Ladder Co. 156, Batt. 33	1635 East 14th St	Brooklyn		10,227 GSF	Unknown	10 to 14 years		
48	Not Solar-Ready	HHC	Coney Island Hospital	2601 Ocean Pkwy	Brooklyn	EJA	836,000 GSF	Fair	10 to 14 years		
48	Not Solar-Ready	NYPD	60th Precinct and Engine Company 245	2951 West 8th St	Brooklyn		32,400 GSF	Poor	5 to 9 years		

City Council District	2020 Solar-Ready Status	Agency	Site	Address	Borough	Environmental Justice Area**	Total Gross Square Footage	Roof Condition	Roof Age	Solar-Readiness Assessment***	Other Sustainability Projects****
48	Not Solar-Ready	NYPD	61st Precinct	2575 Coney Island Ave	Brooklyn		31,429 GSF	Good	15 to 19 years		
48	Not Solar-Ready	NYPD	MTD Troop E	2801 Brighton 3rd St	Brooklyn	EJA	10,580 GSF	Between Good and Fair	15 to 19 years		
49	Not Solar-Ready	ACS	Childrens Aide Society Inc.	159 Broadway	Staten Island	EJA	24,700 GSF	Poor	Unknown		
49	Not Solar-Ready	DCAS	130 Stuyvesant Place Office	130 Stuyvesant PI	Staten Island	EJA	150,300 GSF	Fair	15 to 19 years		
49	Not Solar-Ready	DCAS	Richmond Health Center	51 Stuyvesant PI	Staten Island	EJA	39,956 GSF	Fair	Unknown		
49	Not Solar-Ready	DCAS	Staten Island Borough Hall	10 Richmond Ter	Staten Island	EJA	81,538 GSF	Fair	> 20 years		
49	Not Solar-Ready	DCAS	Staten Island Civil Court	927 Castleton Ave	Staten Island	EJA	16,194 GSF	Fair	> 20 years		

City Council District	2020 Solar-Ready Status	Agency	Site	Address	Borough	Environmental Justice Area**	Total Gross Square Footage	Roof Condition	Roof Age	Solar-Readiness Assessment***	Other Sustainability Projects****
49	Not Solar-Ready	DCAS	Staten Island Criminal Court	67 Targee St	Staten Island	EJA	23,116 GSF	Fair	> 20 years		
49	Not Solar-Ready	DCAS	Staten Island Family Court	100 Richmond Ter	Staten Island	EJA	10,400 GSF	Fair	10 to 14 years		
49	Not Solar-Ready	DCAS	Staten Island Supreme Court	18 Richmond Ter	Staten Island	EJA	21,500 GSF	Fair	> 20 years		
49	Not Solar-Ready	DCLA	B-C Hyphen	1000B Richmond Ter	Staten Island		20,000 GSF	Unknown	Unknown		
49	Solar-Ready	DCLA	Bldg A/Staten Island Museum	1000 Richmond Ter	Staten Island		24,448 GSF	Good	2 to 4 years		
49	Not Solar-Ready	DCLA	Bldg C/Newhouse Center	1000 Richmond Ter	Staten Island		17,500 GSF	Poor	5 to 9 years		
49	Not Solar-Ready	DCLA	Bldg D/Noble Collection	1000 Richmond Ter	Staten Island		20,000 GSF	Good	Unknown		

City Council District	2020 Solar-Ready Status	Agency	Site	Address	Borough	Environmental Justice Area**	Total Gross Square Footage	Roof Condition	Roof Age	Solar-Readiness Assessment***	Other Sustainability Projects****
49	Not Solar-Ready	DCLA	Bldg E	1000 Richmond Ter	Staten Island		29,500 GSF	Good	Unknown		
49	Not Solar-Ready	DCLA	Bldg F	1000 Richmond Ter	Staten Island		30,000 GSF	Unknown	> 20 years		
49	Not Solar-Ready	DCLA	Bldg G/ Newhouse Gallery	1000 Richmond Ter	Staten Island		38,400 GSF	Between Good and Fair	> 20 years		
49	Not Solar-Ready	DCLA	Bldg H	1000 Richmond Ter	Staten Island		31,250 GSF	Poor	Unknown		
49	Not Solar-Ready	DCLA	Bldg J/Gazebo	1000 Richmond Ter	Staten Island		10,400 GSF	Unknown	Unknown		
49	Not Solar-Ready	DCLA	Bldg L/Power Plant	1000 Richmond Ter	Staten Island		11,900 GSF	Poor	Unknown		
49	Not Solar-Ready	DCLA	Bldg M/SI Children's Museum	1000 Richmond Ter	Staten Island		15,456 GSF	Between Good and Fair	> 20 years		

City Council District	2020 Solar-Ready Status	Agency	Site	Address	Borough	Environmental Justice Area**	Total Gross Square Footage	Roof Condition	Roof Age	Solar-Readiness Assessment***	Other Sustainability Projects****
49	Not Solar-Ready	DCLA	Bldg P/Admin	1000 Richmond Ter	Staten Island		13,100 GSF	Good	Unknown		
49	Not Solar-Ready	DCLA	Bldg R/Great Hall	1000 Richmond Ter	Staten Island		18,900 GSF	Poor	Unknown		
49	Not Solar-Ready	DCLA	Bldg T/Music Hall	1000 Richmond Ter	Staten Island		16,250 GSF	Good	Unknown		
49	Not Solar-Ready	DCLA	Bldg U	1000 Richmond Ter	Staten Island		10,400 GSF	Unknown	Unknown		
49	Not Solar-Ready	DCLA	Bldg V/Main Gate	1000 Richmond Ter	Staten Island		10,400 GSF	Unknown	Unknown		
49	Not Solar-Ready	DCLA	Building A	1000A Richmond Ter	Staten Island		30,580 GSF	Good	15 to 19 years		
49	Not Solar-Ready	DCLA	Snug Harbor Bldg O/SICM Barn	1000 Richmond Ter	Staten Island		10,000 GSF	Good	10 to 14 years		

City Council District	2020 Solar-Ready Status	Agency	Site	Address	Borough	Environmental Justice Area**	Total Gross Square Footage	Roof Condition	Roof Age	Solar-Readiness Assessment***	Other Sustainability Projects****
49	Not Solar-Ready	DCLA	Snug Harbor Campus Bldg B	1000 Richmond Ter	Staten Island		19,200 GSF	Unknown	Unknown		
49	Solar-Ready	DCLA	Staten Island Museum	75 Stuyvesant Pl	Staten Island	EJA	13,022 GSF	Good	2 to 4 years		
49	Not Solar-Ready	DCLA	Staten Island Zoo Campus: Main Zoo Building	614 Broadway	Staten Island		48,000 GSF	Between Fair and Poor	> 20 years		
49	Not Solar-Ready	DEP	Building #1	1801 Richmond Ter	Staten Island	EJA	32,800 GSF	Between Fair and Poor	> 20 years		
49	Not Solar-Ready	DEP	BWSO Victory Boulevard Campus/ Richmond North Facility	24 Ontario Ave	Staten Island		16,500 GSF	Fair	> 20 years		
49	Not Solar-Ready	DEP	Primary Settling Tanks (manned)	1801 Richmond Ter	Staten Island	EJA	35,739 GSF	Good	10 to 14 years		
49	Not Solar-Ready	DEP	R-2 Water and Sewer Maintenance Yard	288 Clove Rd	Staten Island	EJA	12,000 GSF	Unknown	Unknown		

City Council District	2020 Solar-Ready Status	Agency	Site	Address	Borough	Environmental Justice Area**	Total Gross Square Footage	Roof Condition	Roof Age	Solar-Readiness Assessment***	Other Sustainability Projects****
49	Not Solar-Ready	DEP	Thickener Digester Complex Bldg (manned)	1801 Richmond Ter	Staten Island	EJA	47,016 GSF	Between Fair and Poor	15 to 19 years		
49	Not Solar-Ready	DOE	R016	80 Monroe Ave	Staten Island	EJA	110,600 GSF	Fair	> 20 years		
49	Not Solar-Ready	DOE	R018	221 Broadway	Staten Island	EJA	104,525 GSF	Fair	> 20 years		
49	Not Solar-Ready	DOE	R019	780 Post Ave	Staten Island	EJA	72,225 GSF	Poor	> 20 years		
49	Not Solar-Ready	DOE	R020	161 Park Ave	Staten Island	EJA	34,880 GSF	Between Good and Fair	10 to 14 years		
49	Not Solar-Ready	DOE	R021	168 Hooker Pl	Staten Island		40,860 GSF	Between Fair and Poor	> 20 years		
49	Not Solar-Ready	DOE	R022	1860 Forest Ave	Staten Island		118,925 GSF	Fair	> 20 years		

City Council District	2020 Solar-Ready Status	Agency	Site	Address	Borough	Environmental Justice Area**	Total Gross Square Footage	Roof Condition	Roof Age	Solar-Readiness Assessment***	Other Sustainability Projects****
49	Not Solar-Ready	DOE	R027	11 Clove Lake Pl	Staten Island		160,000 GSF	Poor	15 to 19 years		
49	Not Solar-Ready	DOE	R031	55 Layton Ave	Staten Island	EJA	92,600 GSF	Fair	> 20 years		
49	Not Solar-Ready	DOE	R035	60 Foote Ave	Staten Island		31,500 GSF	Fair	> 20 years		
49	Solar-Ready	DOE	R040	91 Henderson Ave	Staten Island	EJA	43,200 GSF	Between Good and Fair	5 to 9 years		
49	Not Solar-Ready	DOE	R044	80 Maple Pkwy	Staten Island	EJA	97,000 GSF	Between Good and Fair	2 to 4 years		
49	Not Solar-Ready	DOE	R049	101 Warren St	Staten Island	EJA	163,200 GSF	Fair	10 to 14 years		
49	Not Solar-Ready	DOE	R057	140 Palma Dr	Staten Island	EJA	129,725 GSF	Fair	> 20 years		

City Council District	2020 Solar-Ready Status	Agency	Site	Address	Borough	Environmental Justice Area**	Total Gross Square Footage	Roof Condition	Roof Age	Solar-Readiness Assessment***	Other Sustainability Projects****
49	Not Solar-Ready	DOE	R061	445 Castleton Ave	Staten Island		206,500 GSF	Poor	> 20 years		
49	Not Solar-Ready	DOE	R065	98 Grant St	Staten Island	EJA	Unknown	Unknown	Unknown		
49	Not Solar-Ready	DOE	R450	105 Hamilton Ave	Staten Island	EJA	237,000 GSF	Between Good and Fair	5 to 9 years		
49	Not Solar-Ready	DOE	R470	109 Rhine Ave	Staten Island	EJA	32,460 GSF	Between Good and Fair	> 20 years		
49	Not Solar-Ready	DOE	R600	290 St Marks Pl	Staten Island	EJA	123,000 GSF	Between Fair and Poor	10 to 14 years		
49	Not Solar-Ready	DOE	R722	155 Tompkins Ave	Staten Island	EJA	69,320 GSF	Fair	> 20 years		
49	Not Solar-Ready	DOE	R831	211 Daniel Low Ter	Staten Island	EJA	37,260 GSF	Between Good and Fair	10 to 14 years		

City Council District	2020 Solar-Ready Status	Agency	Site	Address	Borough	Environmental Justice Area**	Total Gross Square Footage	Roof Condition	Roof Age	Solar-Readiness Assessment***	Other Sustainability Projects****
49	Not Solar-Ready	DOE	R861	280 Regis Dr	Staten Island		Unknown	Unknown	10 to 14 years		
49	Not Solar-Ready	DOT	Castleton Depot	5 Dubois Ave	Staten Island	EJA	32,500 GSF	Unknown	> 20 years		
49	Not Solar-Ready	DOT	DOT Sign Shop	34 Wave St	Staten Island	EJA	12,800 GSF	Poor	Unknown		
49	Not Solar-Ready	DOT	Richmond County Supreme Court Parking Garage	26 Central Ave	Staten Island		213,126 GSF	Good	Unknown		Existing Green Roof
49	Not Solar-Ready	DOT	St. George Ferry Terminal	1 Richmond Ter	Staten Island	EJA	90,200 GSF	Between Good and Fair	10 to 14 years		
49	Not Solar-Ready	DOT	Warehouse	45 Murray Hulbert Ave	Staten Island	EJA	33,550 GSF	Between Good and Fair	Unknown		
49	Solar-Ready	DPR	Clove Lake Garage and Shops	21 Slosson Ave	Staten Island		16,500 GSF	Between Good and Fair	5 to 9 years		Existing Green Roof

City Council District	2020 Solar-Ready Status	Agency	Site	Address	Borough	Environmental Justice Area**	Total Gross Square Footage	Roof Condition	Roof Age	Solar-Readiness Assessment***	Other Sustainability Projects****
49	Solar-Ready	DPR	Lyons Pool and Recreation Center	317 Bay St	Staten Island	EJA	24,000 GSF	Between Good and Fair	5 to 9 years		Existing Green Roof, Planned Green Roof
49	Not Solar-Ready	DPR	Staten Island War Memorial Ice Rink	1321 Victory Blvd	Staten Island		16,000 GSF	Fair	> 20 years		
49	Not Solar-Ready	DSNY	Staten Island 1 District Garage	92 Brook St	Staten Island	EJA	114,535 GSF	Poor	Unknown		
49	Not Solar-Ready	DSNY	Staten Island Lot Cleaning	66 Swan St	Staten Island	EJA	31,190 GSF	Good	> 20 years		
49	Not Solar-Ready	FDNY	Staten Island Central Office	65 Slosson Ave	Staten Island		12,174 GSF	Fair	15 to 19 years		
49	Not Solar-Ready	HRA	OCSS/OLA: Family Court Unit; OCSS: Richmond Family Court. (Space) Court Bldg.	18 Richmond Ter	Staten Island		Unknown	Unknown	Unknown		

City Council District	2020 Solar-Ready Status	Agency	Site	Address	Borough	Environmental Justice Area**	Total Gross Square Footage	Roof Condition	Roof Age	Solar-Readiness Assessment***	Other Sustainability Projects****
49	Not Solar-Ready	NYPD	120th Precinct	78 Richmond Ter	Staten Island	EJA	15,540 GSF	Good	> 20 years		
49	Solar-Ready	NYPD	121st Precinct	970 Richmond Ave	Staten Island		48,797 GSF	Good	< 2 years		
49	Solar-Ready	NYPL	Mariner's Harbor Library	206 South Ave	Staten Island	EJA	10,100 GSF	Good	2 to 4 years		
49	Not Solar-Ready	NYPL	St. George Library Center	10 Hyatt St	Staten Island		25,029 GSF	Poor	Unknown		
50	Not Solar-Ready	DCAS	Brielle Ave	460 Brielle Ave	Staten Island	EJA	115,563 GSF	Unknown	Unknown		
50	Not Solar-Ready	DEP	Corridor TB-MB	751 Mill Rd	Staten Island		57,422 GSF	Between Fair and Poor	> 20 years		
50	Not Solar-Ready	DEP	Dewatering Building	751 Mill Rd	Staten Island		29,722 GSF	Between Fair and Poor	> 20 years		

City Council District	2020 Solar-Ready Status	Agency	Site	Address	Borough	Environmental Justice Area**	Total Gross Square Footage	Roof Condition	Roof Age	Solar-Readiness Assessment***	Other Sustainability Projects****
50	Not Solar-Ready	DEP	Main Building	751 Mill Rd	Staten Island		10,266 GSF	Between Fair and Poor	> 20 years		
50	Not Solar-Ready	DEP	Treatment Building	751 Mill Rd	Staten Island		182,813 GSF	Between Fair and Poor	> 20 years		
50	Not Solar-Ready	DOE	R002	333 Midland Ave	Staten Island		182,575 GSF	Fair	10 to 14 years		
50	Not Solar-Ready	DOE	R011	50 Jefferson St	Staten Island		46,880 GSF	Fair	> 20 years		
50	Not Solar-Ready	DOE	R023	30 Natick St	Staten Island		79,375 GSF	Poor	> 20 years		
50	Not Solar-Ready	DOE	R026	4108 Victory Blvd	Staten Island		33,660 GSF	Between Fair and Poor	> 20 years		
50	Not Solar-Ready	DOE	R030	200 Wardwell Ave	Staten Island		96,100 GSF	Under Construction	Under Construction		

City Council District	2020 Solar-Ready Status	Agency	Site	Address	Borough	Environmental Justice Area**	Total Gross Square Footage	Roof Condition	Roof Age	Solar-Readiness Assessment***	Other Sustainability Projects****
50	Not Solar-Ready	DOE	R038	421 Lincoln Ave	Staten Island		53,679 GSF	Fair	> 20 years		
50	Not Solar-Ready	DOE	R039	71 Sand Ln	Staten Island		51,680 GSF	Fair	> 20 years		
50	Not Solar-Ready	DOE	R041	216 Clawson St	Staten Island		78,100 GSF	Fair	> 20 years		
50	Not Solar-Ready	DOE	R046	41 Reid Ave	Staten Island	EJA	74,000 GSF	Poor	> 20 years		
50	Not Solar-Ready	DOE	R048	1055 Targee St	Staten Island		40,800 GSF	Fair	> 20 years		
50	Solar-Ready	DOE	R050	200 Adelaide Ave	Staten Island		83,000 GSF	Good	2 to 4 years		
50	Not Solar-Ready	DOE	R051	20 Houston St	Staten Island		124,000 GSF	Between Fair and Poor	10 to 14 years	Yes	

City Council District	2020 Solar-Ready Status	Agency	Site	Address	Borough	Environmental Justice Area**	Total Gross Square Footage	Roof Condition	Roof Age	Solar-Readiness Assessment***	Other Sustainability Projects****
50	Not Solar-Ready	DOE	R052	450 Buel Ave	Staten Island		85,200 GSF	Fair	> 20 years		
50	Solar-Ready	DOE	R054	1060 Willowbrook Rd	Staten Island		74,000 GSF	Good	5 to 9 years	Yes	
50	Not Solar-Ready	DOE	R060	55 Merrill Ave	Staten Island		108,125 GSF	Poor	> 20 years		
50	Not Solar-Ready	DOE	R435	465 New Dorp Ln	Staten Island		505,780 GSF	Fair	10 to 14 years		
50	Not Solar-Ready	DOE	R460	1200 Manor Rd	Staten Island	EJA	316,000 GSF	Between Fair and Poor	> 20 years		
50	Solar-Ready	DPR	Greenbelt Conservancy Headquarters	200 Nevada Ave	Staten Island		15,600 GSF	Fair	5 to 9 years		
50	Solar-Ready	DPR	Greenbelt Native Plant Center	3808 Victory Blvd	Staten Island		15,180 GSF	Good	2 to 4 years		

City Council District	2020 Solar-Ready Status	Agency	Site	Address	Borough	Environmental Justice Area**	Total Gross Square Footage	Roof Condition	Roof Age	Solar-Readiness Assessment***	Other Sustainability Projects****
50	Not Solar-Ready	DPR	Greenbelt Recreation Center	501 Brielle Ave	Staten Island		15,600 GSF	Good	Unknown		
50	Solar-Ready	DPR	Ocean Breeze Indoor Athletic Facility	625 Father Capodanno Blvd	Staten Island	EJA	134,522 GSF	Good	5 to 9 years		
50	Not Solar-Ready	DPR	Ocean Breeze Indoor Horseback Riding Facility	621 Father Capodanno Blvd	Staten Island	EJA	12,600 GSF	Good	Unknown		
50	Not Solar-Ready	DSNY	Arthur Kill Road	Arthur Kill Rd	Staten Island		180,000 GSF	Unknown	Unknown		
50	Not Solar-Ready	DSNY	Fresh Kills Landfill - Boro Repair Shop	60 Muldoon Ave	Staten Island		73,260 GSF	Poor	> 20 years		
50	Not Solar-Ready	DSNY	Plant 1: Tractor Shops	1323 Muldoon Ave	Staten Island		75,106 GSF	Poor	> 20 years		
50	Not Solar-Ready	DSNY	Staten Island Rail Transfer Station	600 West Service Rd	Staten Island		80,000 GSF	Poor	Unknown		

City Council District	2020 Solar-Ready Status	Agency	Site	Address	Borough	Environmental Justice Area**	Total Gross Square Footage	Roof Condition	Roof Age	Solar-Readiness Assessment***	Other Sustainability Projects****
50	Not Solar-Ready	FDNY	Engine Co. 154 Communications Garage	3730 Victory Blvd	Staten Island		10,738 GSF	Poor	10 to 14 years		
50	Not Solar-Ready	FDNY	Engine Co. 160 and Rescue 5, Division 8	1850 Clove Rd	Staten Island		13,200 GSF	Fair	15 to 19 years		
50	Not Solar-Ready	HHC	Sea View Hospital Rehabilitation Center	460 Brielle Ave	Staten Island	EJA	783,000 GSF	Fair	15 to 19 years		
50	Not Solar-Ready	NYPD	122nd Precinct	2320 Hylan Blvd	Staten Island		53,200 GSF	Poor	10 to 14 years		
50	Not Solar-Ready	NYPL	New Dorp Branch Library	309 New Dorp Ln	Staten Island		12,000 GSF	Poor	Unknown		
51	Not Solar-Ready	DOE	R001	58 Summit St	Staten Island		54,000 GSF	Good	2 to 4 years		
51	Not Solar-Ready	DOE	R004	200 Nedra Ln	Staten Island		159,775 GSF	Between Fair and Poor	> 20 years		

City Council District	2020 Solar-Ready Status	Agency	Site	Address	Borough	Environmental Justice Area**	Total Gross Square Footage	Roof Condition	Roof Age	Solar-Readiness Assessment***	Other Sustainability Projects****
51	Not Solar-Ready	DOE	R005	348 Deisius St	Staten Island		41,460 GSF	Between Fair and Poor	> 20 years		
51	Not Solar-Ready	DOE	R006	555 Page Ave	Staten Island		116,525 GSF	Between Good and Fair	> 20 years		
51	Not Solar-Ready	DOE	R008	100 Lindenwood Rd	Staten Island		72,060 GSF	Fair	> 20 years		
51	Not Solar-Ready	DOE	R024	225 Cleveland Ave	Staten Island		144,000 GSF	Between Fair and Poor	10 to 14 years		
51	Not Solar-Ready	DOE	R032	32 Elverton Ave	Staten Island		110,400 GSF	Poor	> 20 years		
51	Not Solar-Ready	DOE	R034	528 Academy Ave	Staten Island		128,525 GSF	Poor	> 20 years		
51	Solar-Ready	DOE	R036	255 Ionia Ave	Staten Island		83,000 GSF	Good	2 to 4 years	Yes	

City Council District	2020 Solar-Ready Status	Agency	Site	Address	Borough	Environmental Justice Area**	Total Gross Square Footage	Roof Condition	Roof Age	Solar-Readiness Assessment***	Other Sustainability Projects****
51	Not Solar-Ready	DOE	R042	380 Genesee Ave	Staten Island		63,000 GSF	Poor	15 to 19 years		
51	Not Solar-Ready	DOE	R043	100 Essex Dr	Staten Island		Unknown	Unknown	10 to 14 years	Yes	
51	Not Solar-Ready	DOE	R053	330 Durant Ave	Staten Island		80,500 GSF	Fair	> 20 years		
51	Not Solar-Ready	DOE	R055	54 Osborne St	Staten Island		80,825 GSF	Between Fair and Poor	> 20 years		
51	Not Solar-Ready	DOE	R056	250 Kramer Ave	Staten Island		114,125 GSF	Fair	> 20 years		
51	Not Solar-Ready	DOE	R058	77 Marsh Ave	Staten Island		107,125 GSF	Fair	10 to 14 years		
51	Not Solar-Ready	DOE	R072	33 Ferndale Ave	Staten Island		174,000 GSF	Good	5 to 9 years	Yes	

City Council District	2020 Solar-Ready Status	Agency	Site	Address	Borough	Environmental Justice Area**	Total Gross Square Footage	Roof Condition	Roof Age	Solar-Readiness Assessment***	Other Sustainability Projects****
51	Not Solar-Ready	DOE	R848	25 Augusta Ave	Staten Island		Unknown	Unknown	10 to 14 years		
51	Not Solar-Ready	DSNY	Fresh Kills Landfill - MTS	299 West Service Rd	Staten Island	EJA	182,000 GSF	Unknown	Unknown		
51	Solar-Ready	DSNY	Staten Island 2 District Garage	2500 Richmond Ave	Staten Island		80,000 GSF	Good	2 to 4 years	Yes	
51	Not Solar-Ready	DSNY	Staten Island 3 District Garage	1323 West Service Rd	Staten Island		75,000 GSF	Poor	> 20 years		
51	Not Solar-Ready	FDNY	Engine Co. 168	1100 Rossville Ave	Staten Island	EJA	19,610 GSF	Unknown	15 to 19 years		
51	Not Solar-Ready	NYPL	Richmondtown Branch Library	200 Clarke Ave	Staten Island		14,477 GSF	Poor	Unknown		

DCAS

nyc.gov/dcas

NYC[®] Citywide
Administrative
Services