

2024 NYC™ Department of Youth & Community Development

Youth Count

EVERYONE COUNTS!



Mayor Eric Adams
First Deputy Mayor Sheena Wright
Deputy Mayor for Strategic Initiatives Ana J. Almanzar
DYCD Commissioner Keith Howard



Dear Friends:

Welcome to the 2024 New York City Youth Count, a point-in-time census of unsheltered young people that supplements the larger Homeless Outreach Population Estimate (HOPE) Count.

I am proud to report that nearly 4,000 surveys were collected—even more than our record-setting performance last year. This is important because we get a more robust sampling of young people, and are better able to identify their needs. Also, the more youth we reach, the more awareness they have of DYCD-funded services available. This would not be possible without the outstanding partners featured in this report.

As we prepare for the 2025 Youth Count, DYCD continues to grow our partnerships, and make sure each count is more successful than the one before. With the ongoing commitment of Mayor Adams and our agency partners to ensure our young people always have a stable place to call home, DYCD asks all New Yorkers to join us in promoting this important effort.

Remember—everyone counts!

Keith S. Howard
Commissioner, New York Department of Youth and Community Development (DYCD)

New York City Youth Count 2024

Understanding Characteristics of Homeless and Unstably Housed Youth

Each year, the City of New York conducts a point-in-time count of homeless adults, families, and youth based on guidelines by the U.S. Department of Housing and Urban Development (HUD). This count comprises:

1

The Homeless Outreach Population Estimate (HOPE) to count unsheltered individuals on Tuesday, January 23, 2024.

2

Censuses of transitional housing and emergency shelters to count individuals and families who were sheltered.

3

A supplemental NYC Youth Count, administered by the New York City Department of Youth and Community Development (DYCD), to identify unsheltered youth not counted during the HOPE Count. The following is an interim report pending the release of the Continuum of Care Homeless Assistance Programs Homeless Populations and Subpopulations from HUD.



2024 Youth Count Highlights

3,963 surveys conducted.

DYCD and our partners continued the upward trajectory in the number of surveys conducted, with a 16 percent increase over the unprecedented 334 percent increase from the 2023 Youth Count.



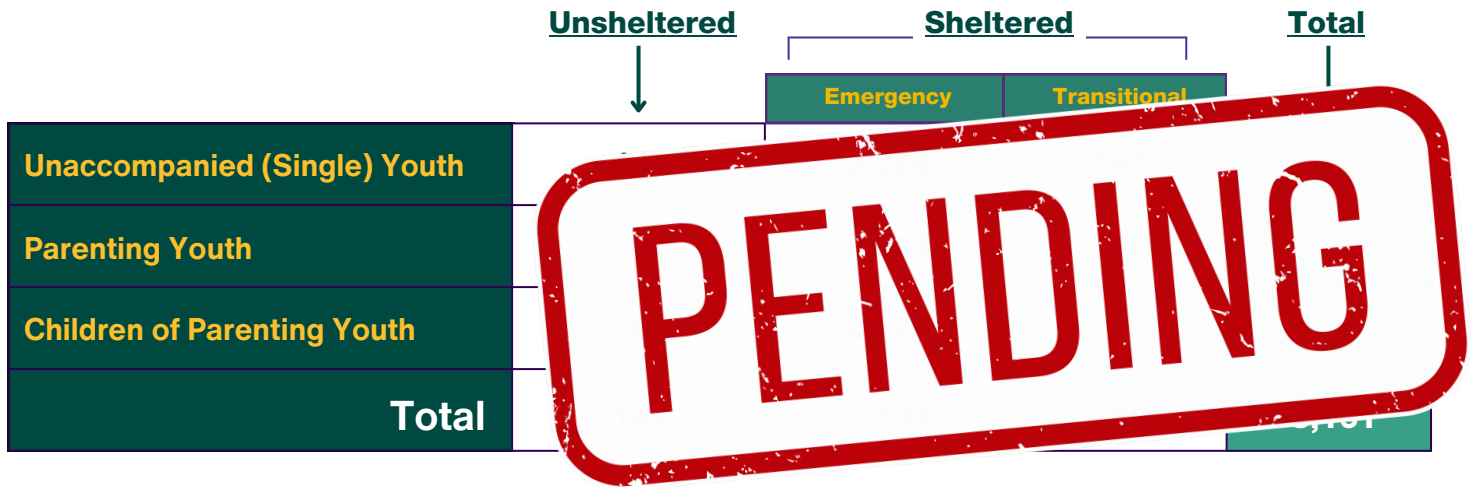
We built off of the successes from the previous year including:

- Conducting a tremendous amount of outreach about [Runaway and Homeless Youth](#) (RHY) programs directly to young people.
- Ensuring that the New York City Youth Action Board (YAB) members were key stakeholders, participating in the overall planning of Youth Count, and surveying young people.
- DYCD-funded drop-in centers hosted YAB members onsite, and ensured that youth surveyors conducted surveys. These efforts paid off as drop-in centers increased the number of surveys conducted by 59% compared to last year.
- The Youth Count was extended for an additional day with the inclusion of the Saturday Night Lights program survey sites.
- Sustained agency-wide collaboration and support including key partnerships with DYCD Youth Services community programs [Cornerstone](#), [Beacon](#), and afterschool programs through [COMPASS](#).
- The mobilizing of DYCD staff in three vans, and outreach teams to conduct surveys in areas youth frequent.
- There were 50% more virtual surveys conducted this year as well.
- Targeted surveying resulted in a 498% increase in the number of youth who identified their living situation as unsheltered, and a 29% increase in the number of youth who identified their living situation as unstable on the night of January 23, 2024.

Citywide Youth Point-in-Time Count

Citywide Youth Point-in-Time Count

Data based on the HOPE Count, NYC Youth Count, and the census of all NYC shelters for youth ages 14 to 24.



Based on the HUD definition, unaccompanied youth are young people between the ages of 14 through 24. Totals for unaccompanied youth include results from HOPE Count and NYC Youth Count.

Youth Count Data: Overview of Surveys

The 2024 Youth Count took place from Wednesday, January 24 to Saturday, January 28. As part of the survey, youth were asked where they spent the night on Tuesday, January 23 (the same date as HOPE and the shelter census count). Program staff at the participating programs (which included drop-in centers, outreach teams, and community centers) asked every participant aged 14 through 24 to participate in a short survey to better understand and estimate homeless and unstably housed youth.

The living situation reported in the surveys (n=2,595) was categorized based on where youth spent the night on January 23. The categories identified youth who were **1) unsheltered**, according to HUD's definition of residing in a place not meant for human habitation; **2) in an unstable living situation**, such as a shelter or couch surfing; **3) in a presumed stable living situation**, such as in their parent/relative's apartment or their own apartment; **4) outside of New York City**.

1

Unsheltered, according to HUD's definition of residing in a place not meant for human habitation

2

In an unstable living situation, such as a shelter or couch surfing

3

In a presumed stable living situation, such as in their parent/relative's apartment or their own apartment

4

Outside of New York City

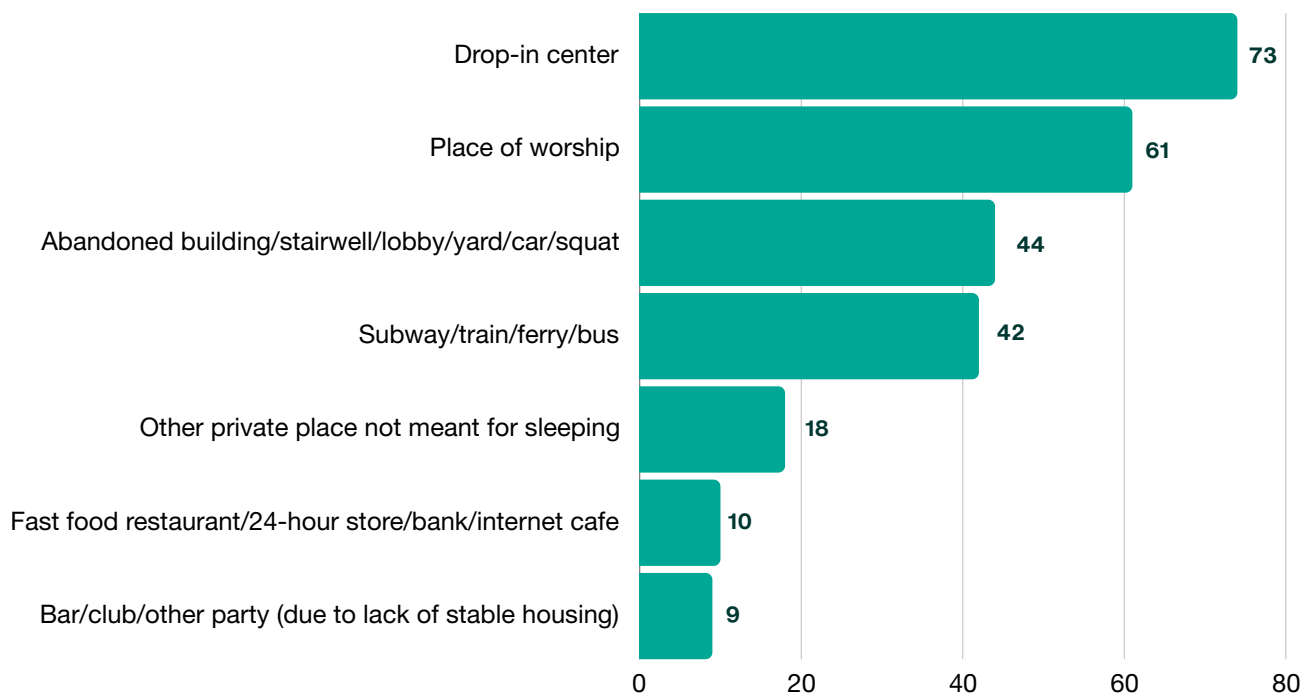


Youth Count Results

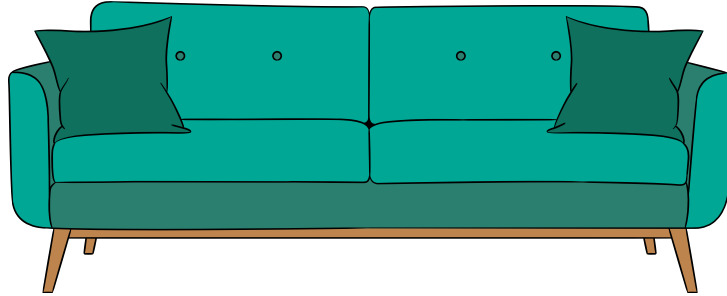
The living situations where young people stayed are listed below. Young people characterized their living situation as stable or unstable. As a result, the 'stable' and 'unstable' labels cross over to living situations. For example, "friend's place" can be stable or unstable, depending on how a youth decided to characterize their situation (or experienced their situation). Note: Thirty eight young people identified as being outside of New York City.



HUD Unsheltered Estimate **257**



Youth Count Results



Unstable Living Situation **721**

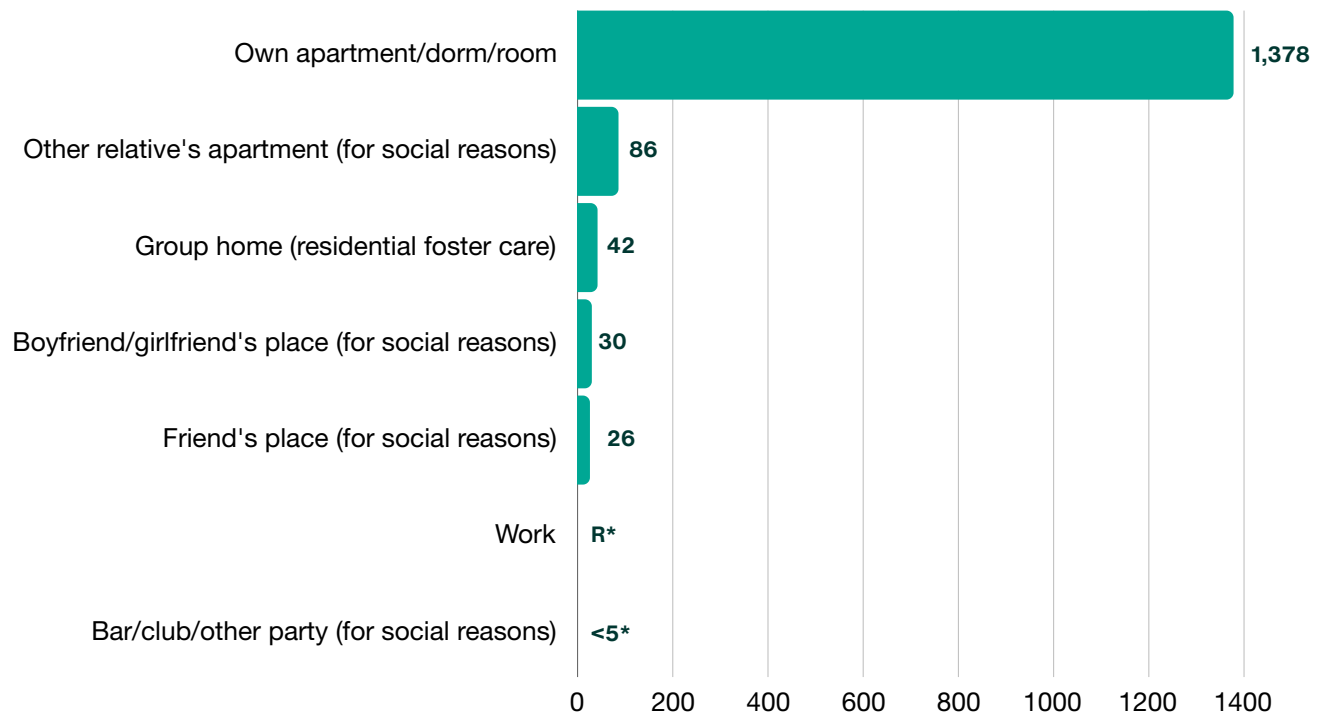


Redacted for privacy*

Youth Count Results



Stable Living Situation 1,579




Redacted for privacy*

Demographics by Living Situation

Youth were asked questions about their demographics and characteristics. Because the questions were not mandatory, the number of responses vary. These percentages may not be representative of the entire population.



Unsheltered



Unstable Situation



Stable Situation

Age by Living Situation



Age	n=257	n=721	n=1,579
<18	22%	23%	59%
18-20	37%	36%	24%
21-24	41%	40%	18%

Gender by Living Situation



Gender	n=250	n=695	n=1,520
Female	15.2%	30.4%	42.4%
Male	81.2%	61.0%	55.7%
Transgender: Male	0.0%	1.2%	R*
Transgender: Female	R*	1.4%	R*
Transgender: Gender non conforming	0.0%	1.0%	0.0%
Gender non conforming	R*	1.0%	R*
Non-Binary	R*	3.2%	1.0%
Two spirit	R*	R*	R*
Other	0.0%	R*	0.0%
Questioning	R*	R*	R*
More than one gender	0.0%	R*	R*

Race by Living Situation



Race	n=257	n=665	n=1,502
American Indian/ Alaskan Native or Indigenous	R*	4.5%	1.0%
American Indian, Alaska Native, or Indigenous & Hispanic/Latina/e/o	R*	2.3%	1.7%
Asian or Asian American	2.7%	2.1%	8.5%
Asian or Asian American & Hispanic/Latina/e/o	R*	1.1%	1.4%
Black, African American, or African	73.5%	48.7%	50.7%
Black, African American, or African & Hispanic/Latina/e/o	8.6%	11.4%	12.6%
Hispanic/Latina/e/o	0.0%	R*	0.4%
Middle Eastern or North African	R*	2.0%	0.9%
Middle Eastern or North African & Hispanic/Latina/e/o	R*	1.2%	0.7%
Multi-Racial (not Hispanic/Latina/e/o)	R*	3.5%	2.6%
Multi-Racial & Hispanic/Latina/e/o	R*	10.2%	8.9%
Native Hawaiian or Pacific Islander	0.0%	R*	R*
Native Hawaiian or Pacific Islander & Hispanic/Latina/e/o	R*	R*	0.3%
Other	0.0%	0.0%	R*
White	3.9%	7.7%	2.5%
White & Hispanic/Latina/e/o	3.1%	4.2%	7.5%

Sexual Orientation by Living Situation



Sexual Orientation	n=225	n=644	n=1,465
Asexual	R*	3%	2%
Bisexual	9%	12%	7%
Gay	2%	4%	2%
Heterosexual	81%	72%	84%
Lesbian	R*	3%	2%
Other	0%	R*	R*
Pansexual	2%	3%	2%
Queer	R*	R*	R*
Questioning/unsure	4%	2%	1%

Redacted for privacy*

Living Situation Categories

The Youth Count survey asked questions about where youth had spent the night over the past month, to understand the transient nature of youths' living situations. Youth were asked how many places they had spent the night over the past month, what types of places they had stayed, and how long they had been without a permanent place to stay.



Unsheltered






Unstable Situation






Stable Situation

Number of Places in the Past Month

		1	2	3	4	5+
	n=239	21.34%	17.99%	17.57%	12.55%	30.54%
	n=672	42.71%	25.45%	11.76%	6.99%	13.10%
	n=1,470	79.73%	14.49%	2.99%	0.75%	2.04%




Time without Permanent Place To Stay

		Less than 1 week	1 week to 6 months	6 months to 1 year	1 year to 2 years	more than 2 years	N/A
	n=257	6.23%	60.70%	9.34%	4.28%	3.11%	16.34%
	n=721	3.19%	47.99%	9.85%	6.38%	6.93%	25.66%
	n=1,579	1.77%	1.71%	1.08%	0.70%	1.71%	93.03%

Places Stayed On Tuesday, January 23, vs Past Month

To understand the transient nature of young people's living situations, youth were asked to identify the types of places they had stayed over the past month. These were categorized as unsheltered, unstable, and stable based on the living situation (not based on a direct question as above). Because youth may have stayed in multiple categories of living situations, percentages total over 100 percent. For example, of the youth who were in an unsheltered living situation on January 23, nine percent had also stayed in a stable living situation during the past month.

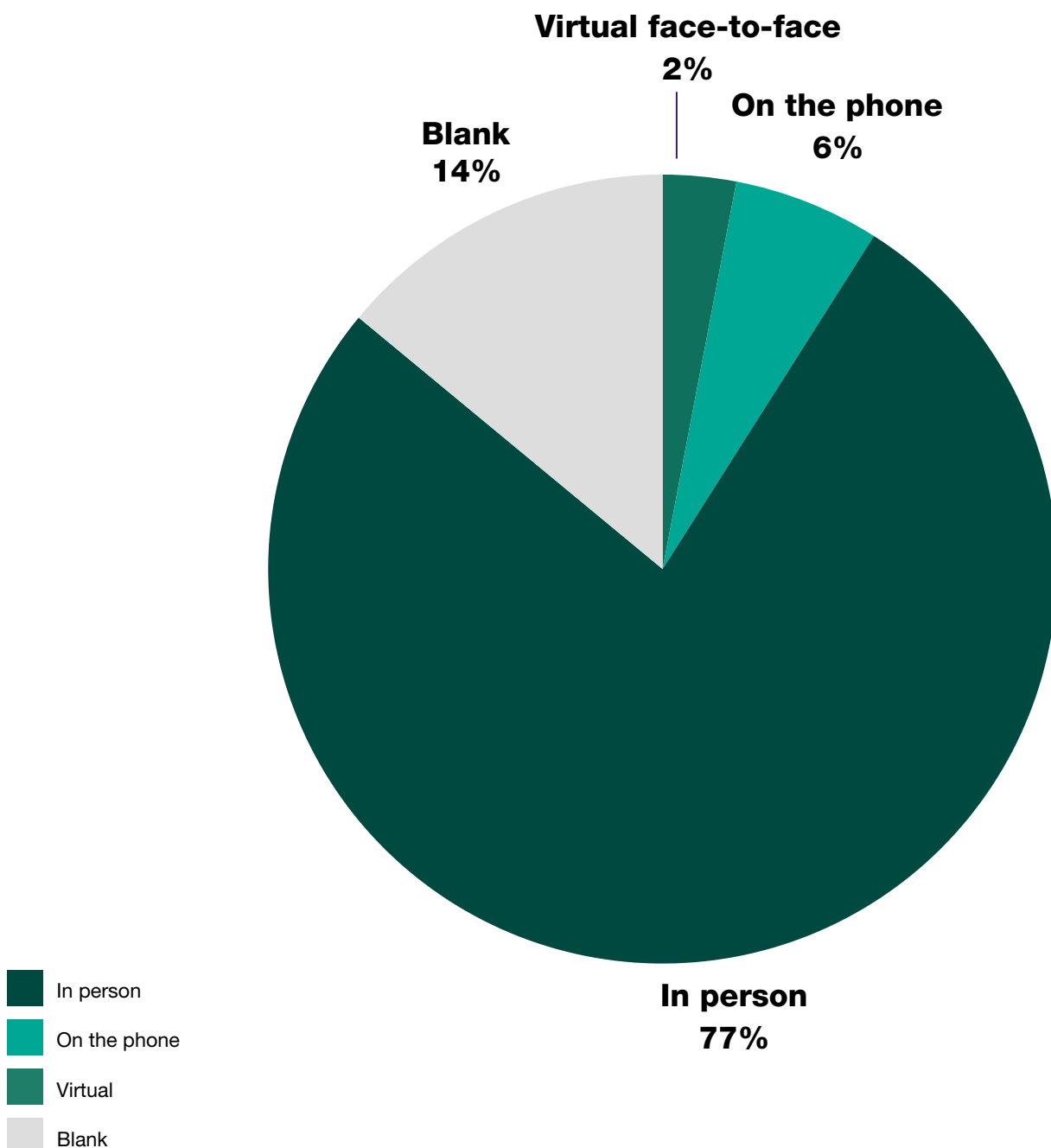
Places Stayed On Tuesday, January 23, vs. Past Month

		Unsheltered	Unstable	Stable
	n=257	100%	33%	9%
	n=721	16%	100%	23%
	n=2,201	2%	4%	100%

Survey Methods

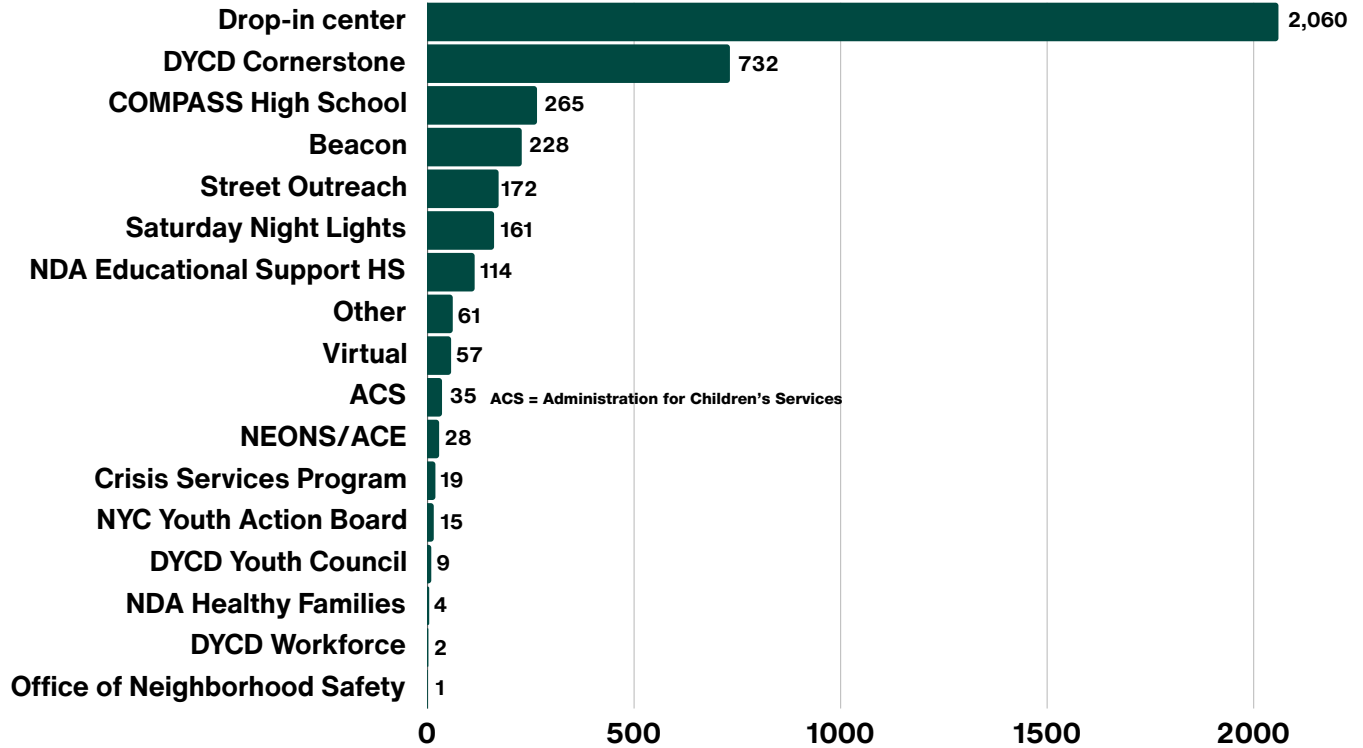
The survey methods for NYC Youth Count included in-person surveys using a paper survey, a web based survey application, or on the phone.

In order to reach as many youth as possible, virtual surveying sessions were established to reach young people who will not be going to the drop-in center programs during NYC Youth Count. Zoom links were posted on the DYCD website, inviting young people to participate in the survey session each day of Youth Count.



Youth Count Stakeholder Achievements

Surveys Conducted by Program Type



Youth Count Overview (Unaccompanied Youth)

	2015	2016	2017	2018	2019	2020	2021	2022	2023	2024
Surveys Conducted*	857	1,192	1,057	725	1,332	1,184	532	789	3,422	3,963

All Youth (14-24)	2015	2016	2017	2018	2019	2020	2021	2022	2023	2024
Stable**	469	884	791	354	866	631	237	375	2,201	1,579
Unstable**	317	248	194	323	416	498	214	231	560	721
HUD definition unsheltered**	68	44	44	36	34	47	7	16	43	257
Under 18					2	0	1	2	9	56
18-20					***	19	2	11	12	96
21-24					32	28	4	3	22	105
% of youth with HUD-defined unsheltered living situation	8%	4%	4%	5%	3%	4%	2%	3%	1%	9%
% of youth with unstable living situations	37%	21%	18%	45%	31%	42%	47%	37%	19%	28%
% of youth with stable living situations	55%	74%	75%	49%	65%	53%	52%	60%	76%	61%
DYCD Program Census (PIT)				434	507	645	576	601	626	762
DYCD + DHS Census	1,518	1,653	1,738	1,922	2,093	2,161	1,881	1,938	3,526	
HUD Unsheltered (Youth Count + HOPE Count)	188	152	265	220	170	257	n/a	156	147	418
Total unaccompanied homeless youth	1,706	1,805	2,003	2,142	2,263	2,418	1,881	2,094	3,673	
Outside of NYC**	3	16	28	12	16	8	1	5	95	38
Total for Youth Count	857	1,192	1,057	725	1,332	1,184	459	627	2,899	2,595

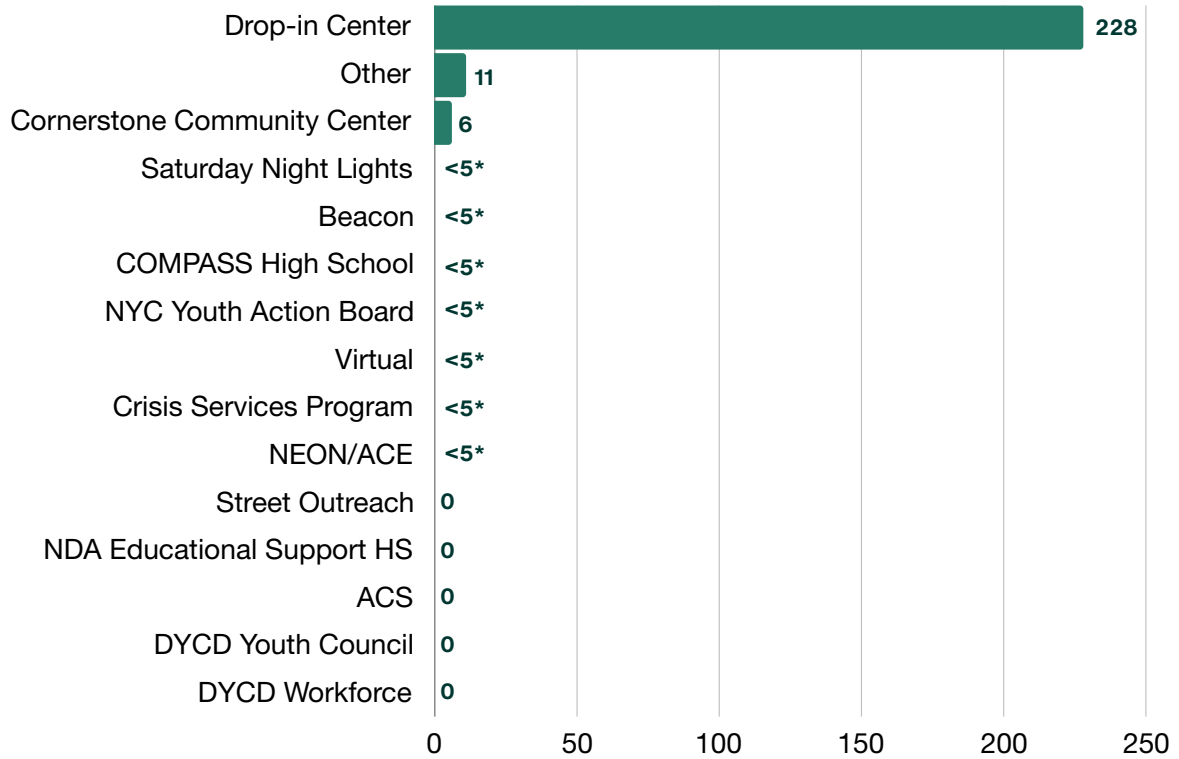
*Total surveys conducted differs from final totals for Youth Count

**Source is the NYC Youth Count Survey

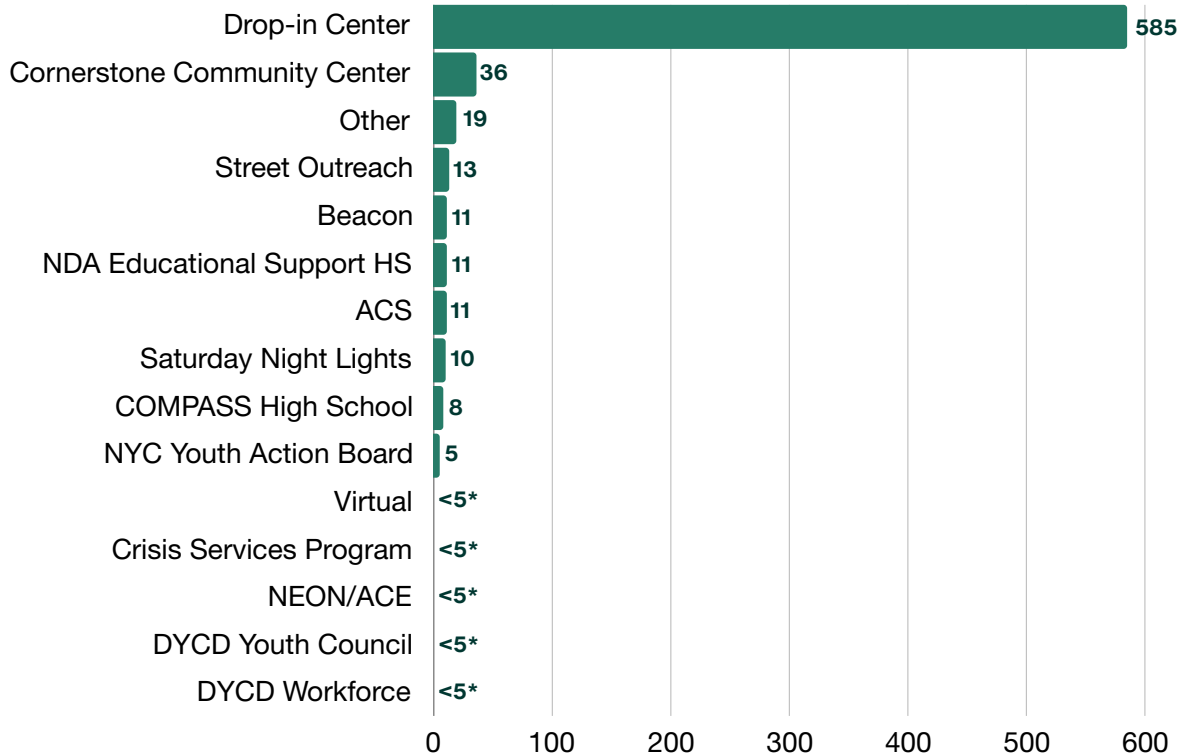
***2019 unsheltered combined 18-24

Surveys Collected by Stakeholders

Unsheltered



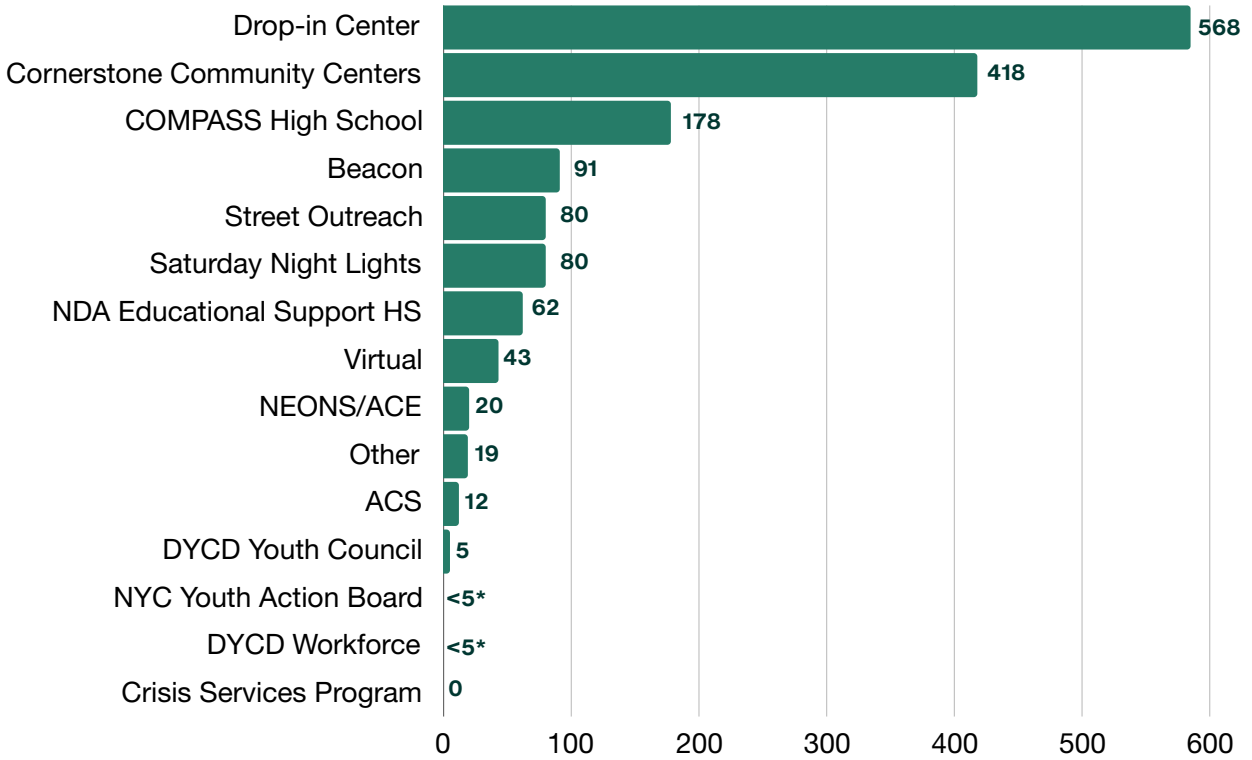
Unstable



Redacted for privacy*

Surveys Collected by Stakeholders

Stable



Redacted for privacy*



Thank You to Our Youth Count Partners!

100 Suits for 100 Men

Administration for Children and Families

Ali Forney Center

BOMBAS socks

BronxWorks, Inc.

Cardinal McCloskey Children's Services

Center for Fair Futures

Child Development Ctr - Mosholu Montefiore

Children's Aid Society

Children's Village

Chinese-American Planning Council, Inc.

Coalition for Hispanic Family Services

Commonpoint Queens

Covenant House of New York

Diaspora

DYCD Beacon Programs

DYCD Community Action Program

DYCD COMPASS Programs

DYCD Cornerstone Community Centers

DYCD NDA Programs

DYCD Office of Neighborhood Safety

DYCD Office of Planning, Program Integration and Evaluation

DYCD Saturday Night Lights

DYCD Strategic Partnerships

DYCD Workforce Programs

DYCD Youth Council

East Side House, Inc.

GEMS

Good Shepherd Services

Graham Windham

Grand Street Settlement, Inc.

HUD

Jewish Community Center of Staten Island, Inc.

Legal Aid Society

Mosholu Montefiore Community Center, Inc.

New York Edge

NYC Administration for Children's Services (ACS)

NYC Continuum of Care

NYC Department of Parks

NYC Department of Probation (DOP) NEON/ACE

NYC Department of Social Services

NYC Department of Veteran Services'

NYC Public Schools - Students in Temporary Housing

NYC Youth Action Board (YAB)

Office of the Deputy Mayor for HHS - Senior Advisor

Partnership With Children, Inc.

Phipps Neighborhoods, Inc.

Police Athletic League

Project Beauty Experience, Inc.

Project Hospitality

Rachel's Place

Research Foundation of the City University of New York

Rising Ground

Safe Horizon/Streetwork Project

SCAN-Harbor, Inc.

SCO Family Services-Drop-in Center

St. Nicks Alliance

The Child Center of NY, Inc.

The Door

United Activities Unlimited, Inc.

University Settlement Society of New York

Learn More

Locate a drop-in center or other services in your area.



Contact Community Connect,
DYCD's resource referral hotline, at
1.800.246.4646 or 646.343.6800

Monday – Friday 9am – 5pm



<https://bit.ly/rhycenters>



Department of
Youth & Community
Development