



FDNY Community Risk Assessment Queens Community Board 1 ASTORIA & QUEENSBRIDGE



What is the risk of a residential building fire?

162

Residential structural fires per 100,000 people

NYC: 231

6.5

Civilian residential fire injuries per 100,000 people

NYC: 8.8

9.8%

Percentage of residential structural fires reaching all hands or greater

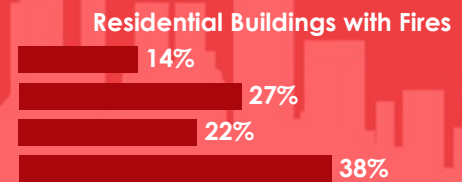
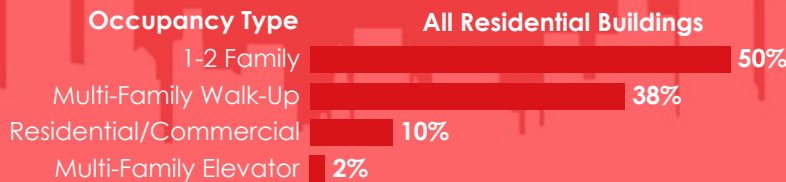
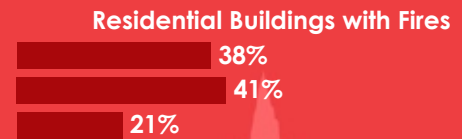
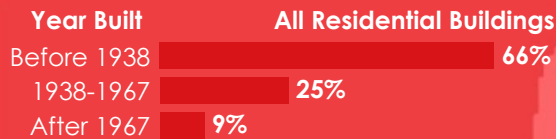
NYC: 7.8%

4.6%

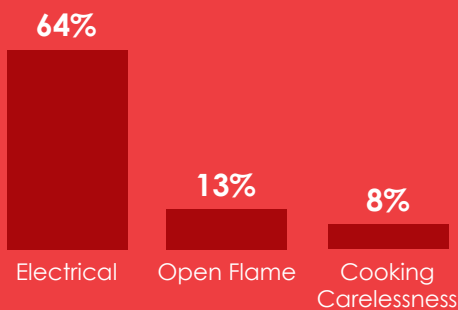
Percentage of fires resulting in residents displaced and housed by the Red Cross

NYC: 4.6%

In what types of buildings do residential fires occur?



What are the top three causes of accidental residential fires?



How many lives have been lost to residential fires?



What about lithium ion battery fires?



FDNY Community Risk Assessment

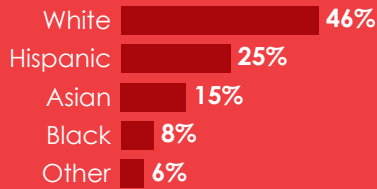
QN01: ASTORIA & QUEENSBRIDGE

Who lives in the neighborhood?

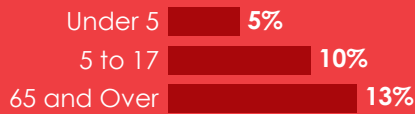
196,803
residents

85,697
housing units

Race/Ethnicity



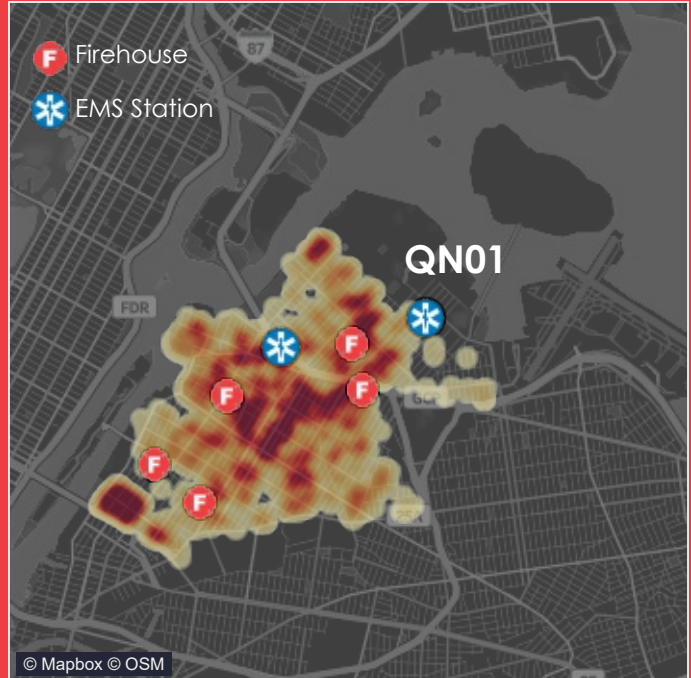
Age



Social and Economic Indicators

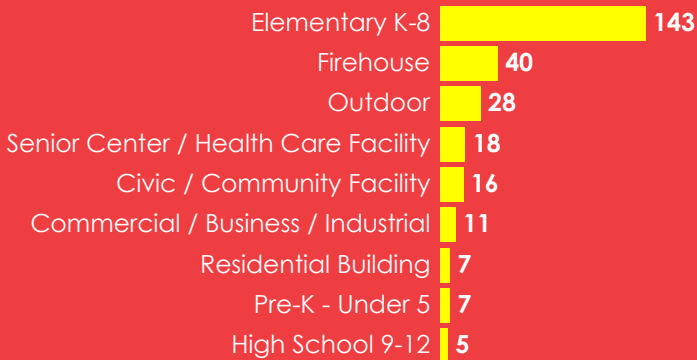
- 13% Live in poverty (17% NYC)
- 8% Live legally in crowded conditions (9% NYC)
- 43% Are overburdened by the cost of rent (49% NYC)
- 10% Live with a disability (12% NYC)
- 20% Speak limited English (23% NYC)
(most speak Spanish, Greek, Bengali, Chinese or Arabic instead)

Where is the highest risk for residential building fire?



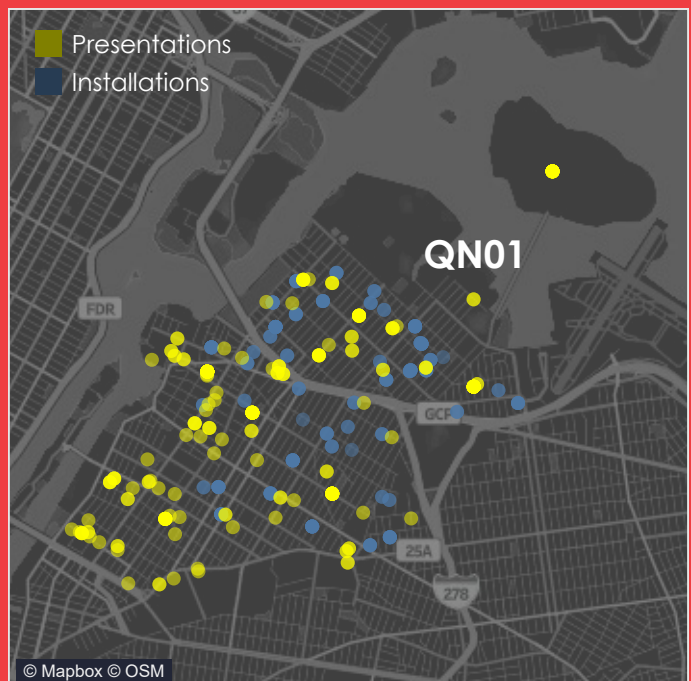
What has the FDNY done to reduce the impact of fire in QN01?

The FDNY gave **275** Fire Safety Education Presentations over the past five years at a variety of locations



235 free smoke alarms in **73** households were installed over the past five years through a partnership with the FDNY Foundation and the American Red Cross

Fire Safety Education Presentations and Smoke Alarm Installations



Sources: FDNY Data Warehouse 2020-2024; American Red Cross 2020-2024; U.S. Census Bureau, Census 2020 and American Community Survey 2023 5-Year Estimates.

For more information visit <https://www1.nyc.gov/fdny>



FDNY Community Risk Assessment Queens Community Board 2 LONG ISLAND CITY, SUNNYSIDE & WOODSIDE



What is the risk of a residential building fire?

116

Residential structural fires per 100,000 people

NYC: 231

3.8

Civilian residential fire injuries per 100,000 people

NYC: 8.8

7.4%

Percentage of residential structural fires reaching all hands or greater

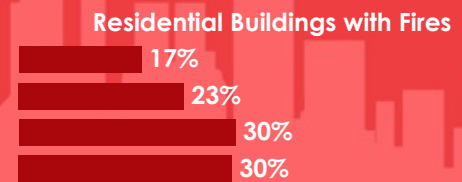
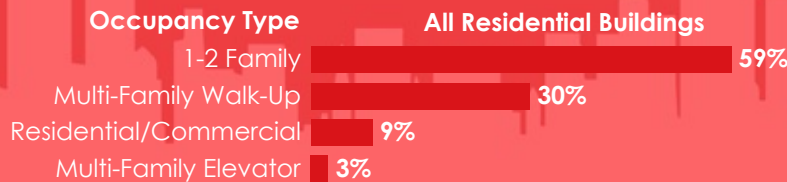
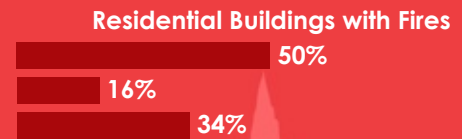
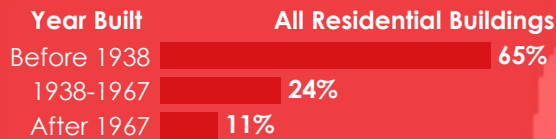
NYC: 7.8%

3.4%

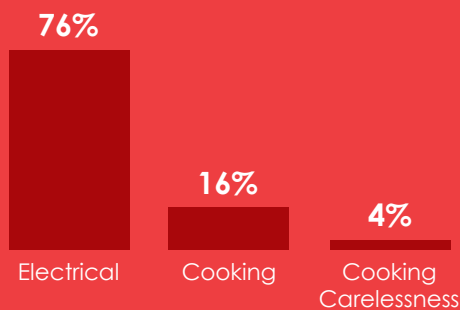
Percentage of fires resulting in residents displaced and housed by the Red Cross

NYC: 4.6%

In what types of buildings do residential fires occur?



What are the top three causes of accidental residential fires?



How many lives have been lost to residential fires?



What about lithium ion battery fires?



FDNY Community Risk Assessment

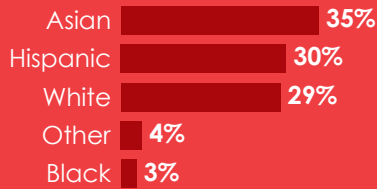
QN02: LONG ISLAND CITY, SUNNYSIDE & WOODSIDE

Who lives in the neighborhood?


137,718
residents

56,361
housing units

Race/Ethnicity



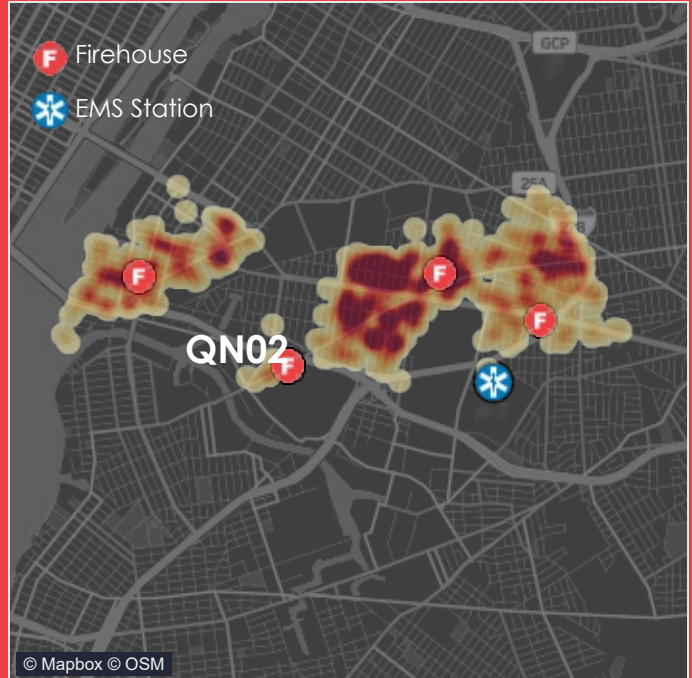
Age



Social and Economic Indicators


- 8% Live in poverty (17% NYC)
- 12% Live legally in crowded conditions (9% NYC)
- 44% Are overburdened by the cost of rent (49% NYC)
- 6% Live with a disability (12% NYC)
- 31% Speak limited English (23% NYC)
(most speak Spanish, Bengali, Chinese or Korean instead)

Where is the highest risk for residential building fire?



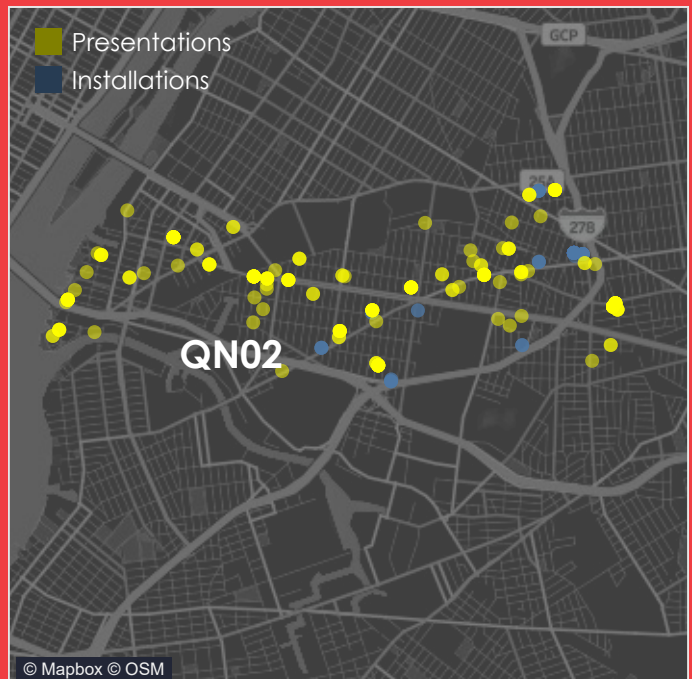
What has the FDNY done to reduce the impact of fire in QN02?

The FDNY gave **259** Fire Safety Education Presentations over the past five years at a variety of locations



277 free smoke alarms in **120** households were installed over the past five years through a partnership with the FDNY Foundation and the American Red Cross

Fire Safety Education Presentations and Smoke Alarm Installations



Sources: FDNY Data Warehouse 2020-2024; American Red Cross 2020-2024; U.S. Census Bureau, Census 2020 and American Community Survey 2023 5-Year Estimates.

For more information visit <https://www1.nyc.gov/fdny>



FDNY Community Risk Assessment

Queens Community Board 3

JACKSON HEIGHTS & EAST ELMHURST



What is the risk of a residential building fire?

114

Residential structural fires per 100,000 people

NYC: 231

6.2

Civilian residential fire injuries per 100,000 people

NYC: 8.8

12.7%

Percentage of residential structural fires reaching all hands or greater

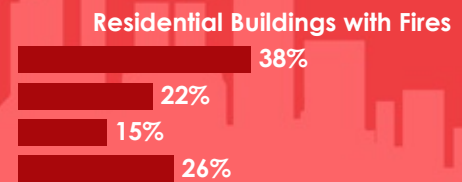
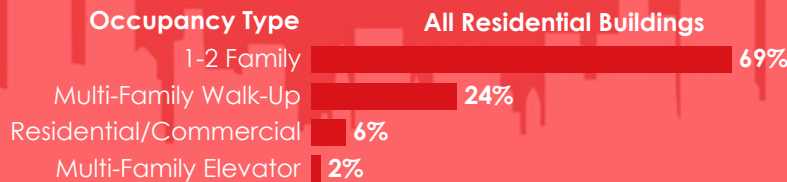
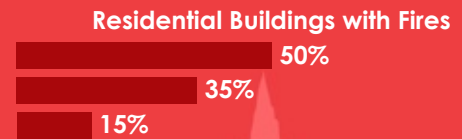
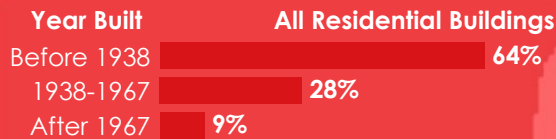
NYC: 7.8%

8.7%

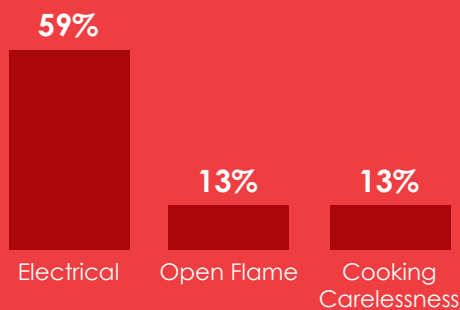
Percentage of fires resulting in residents displaced and housed by the Red Cross

NYC: 4.6%

In what types of buildings do residential fires occur?



What are the top three causes of accidental residential fires?



How many lives have been lost to residential fires?



What about lithium ion battery fires?



FDNY Community Risk Assessment

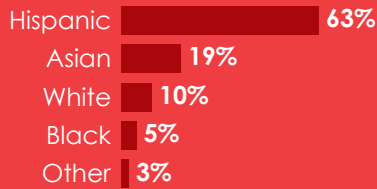
QN03: JACKSON HEIGHTS & EAST ELMHURST

Who lives in the neighborhood?

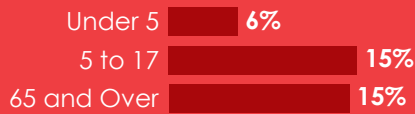
178,855
residents

55,886
housing units

Race/Ethnicity



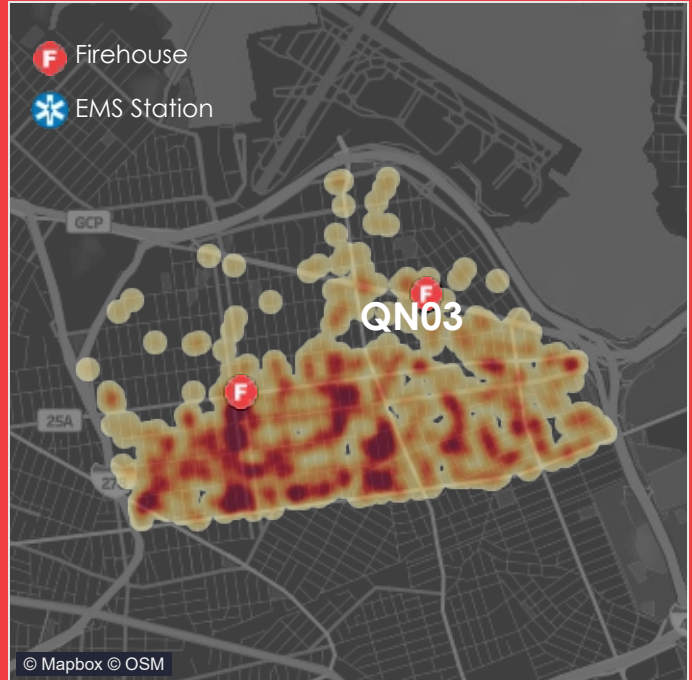
Age



Social and Economic Indicators

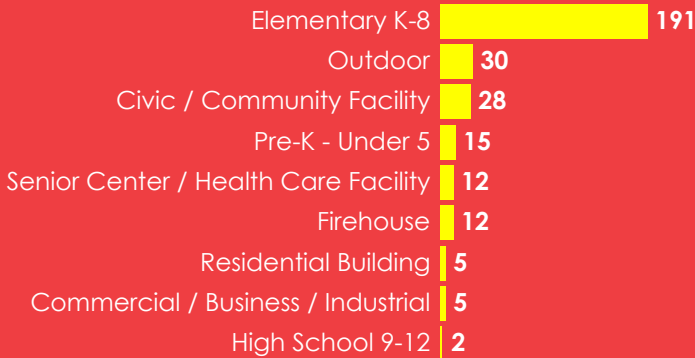
- 13% Live in poverty (17% NYC)
- 18% Live legally in crowded conditions (9% NYC)
- 53% Are overburdened by the cost of rent (49% NYC)
- 10% Live with a disability (12% NYC)
- 45% Speak limited English (23% NYC)
(most speak Spanish, Chinese or Bengali instead)

Where is the highest risk for residential building fire?



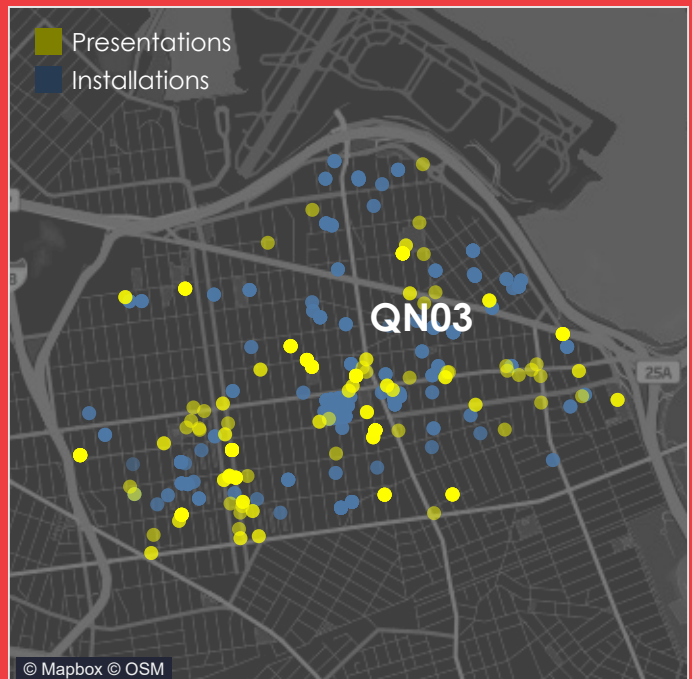
What has the FDNY done to reduce the impact of fire in QN03?

The FDNY gave **300** Fire Safety Education Presentations over the past five years at a variety of locations



1,985 free smoke alarms in **658** households were installed over the past five years through a partnership with the FDNY Foundation and the American Red Cross

Fire Safety Education Presentations and Smoke Alarm Installations



Sources: FDNY Data Warehouse 2020-2024; American Red Cross 2020-2024; U.S. Census Bureau, Census 2020 and American Community Survey 2023 5-Year Estimates.

For more information visit <https://www1.nyc.gov/fdny>



FDNY Community Risk Assessment Queens Community Board 4 ELMHURST & CORONA



What is the risk of a residential building fire?

91

Residential structural fires per 100,000 people

NYC: 231

8.1

Civilian residential fire injuries per 100,000 people

NYC: 8.8

16.1%

Percentage of residential structural fires reaching all hands or greater

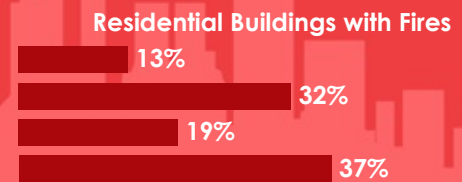
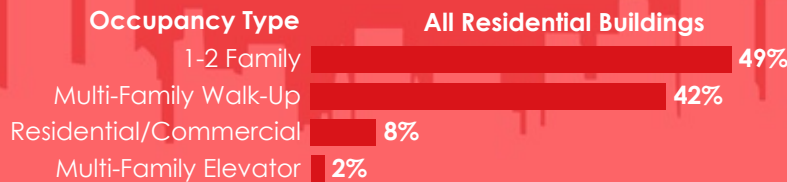
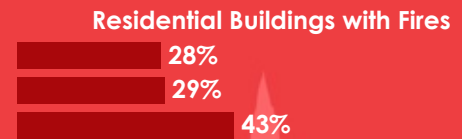
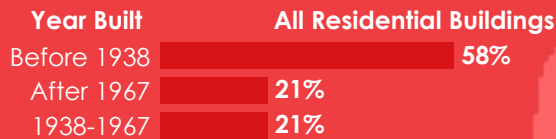
NYC: 7.8%

10.0%

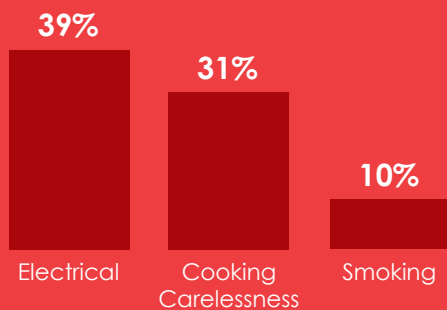
Percentage of fires resulting in residents displaced and housed by the Red Cross

NYC: 4.6%

In what types of buildings do residential fires occur?



What are the top three causes of accidental residential fires?



How many lives have been lost to residential fires?



What about lithium ion battery fires?



FDNY Community Risk Assessment

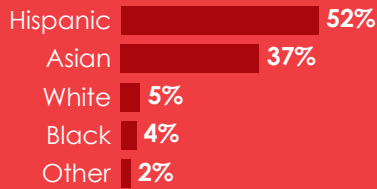
QN04: ELMHURST & CORONA

Who lives in the neighborhood?

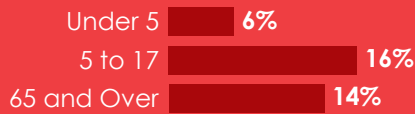
181,686
residents

55,432
housing units

Race/Ethnicity



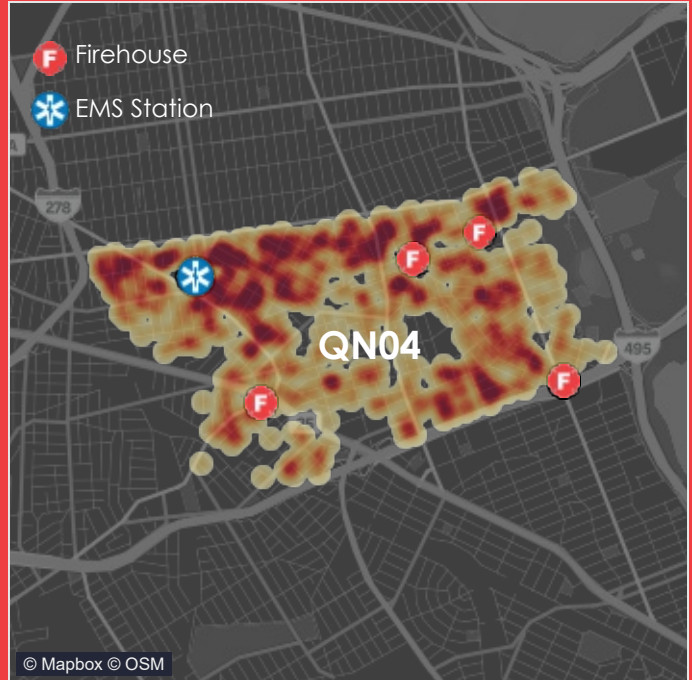
Age



Social and Economic Indicators

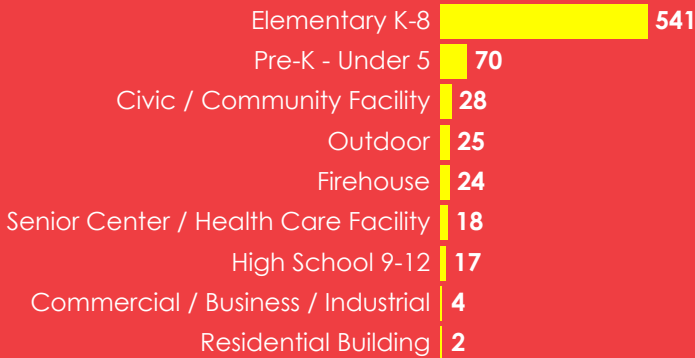
- 16% Live in poverty (17% NYC)
- 21% Live legally in crowded conditions (9% NYC)
- 55% Are overburdened by the cost of rent (49% NYC)
- 10% Live with a disability (12% NYC)
- 48% Speak limited English (23% NYC)
(most speak Spanish, Chinese or Bengali instead)

Where is the highest risk for residential building fire?



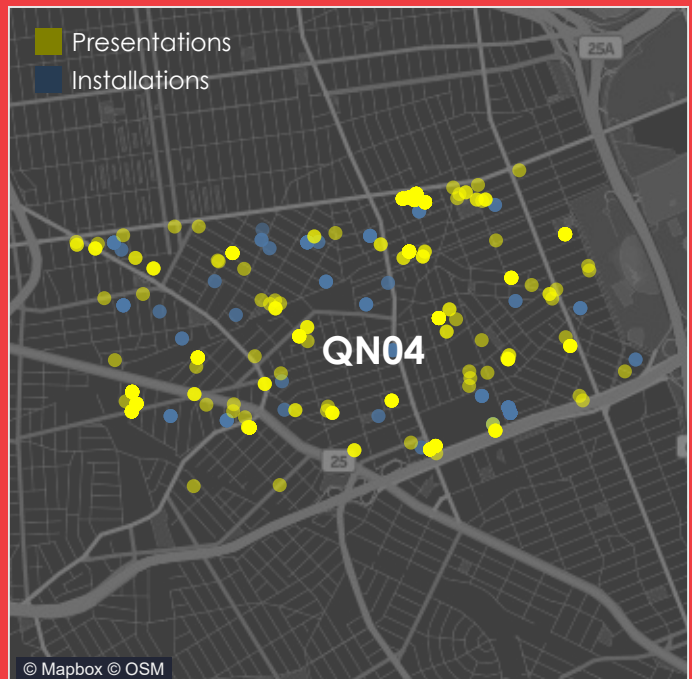
What has the FDNY done to reduce the impact of fire in QN04?

The FDNY gave **729** Fire Safety Education Presentations over the past five years at a variety of locations



343 free smoke alarms in **127** households were installed over the past five years through a partnership with the FDNY Foundation and the American Red Cross

Fire Safety Education Presentations and Smoke Alarm Installations



Sources: FDNY Data Warehouse 2020–2024; American Red Cross 2020–2024; U.S. Census Bureau, Census 2020 and American Community Survey 2023 5-Year Estimates.

For more information visit <https://www1.nyc.gov/fdny>



FDNY Community Risk Assessment Queens Community Board 5 RIDGEWOOD, MASPETH & MIDDLE VILLAGE



What is the risk of a residential building fire?

107

Residential structural fires per 100,000 people

NYC: 231

3.6

Civilian residential fire injuries per 100,000 people

NYC: 8.8

12.8%

Percentage of residential structural fires reaching all hands or greater

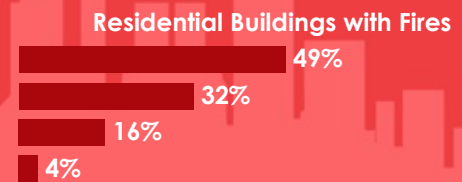
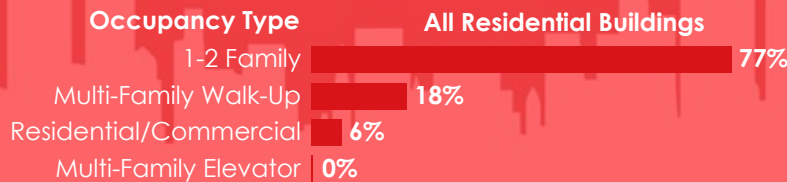
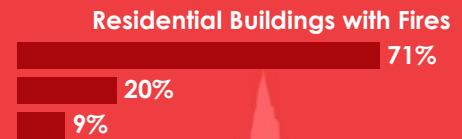
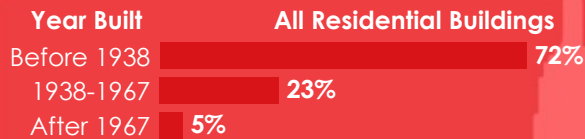
NYC: 7.8%

6.7%

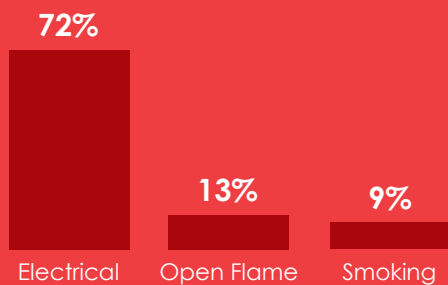
Percentage of fires resulting in residents displaced and housed by the Red Cross

NYC: 4.6%

In what types of buildings do residential fires occur?



What are the top three causes of accidental residential fires?



How many lives have been lost to residential fires?



What about lithium ion battery fires?



FDNY Community Risk Assessment

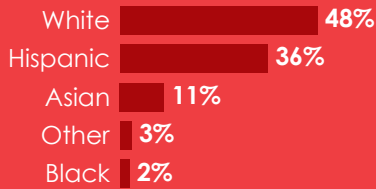
QN05: RIDGEWOOD, MASPETH & MIDDLE VILLAGE

Who lives in the neighborhood?

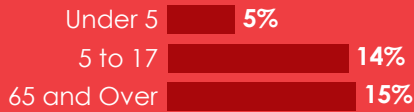
179,294
residents

65,559
housing units

Race/Ethnicity



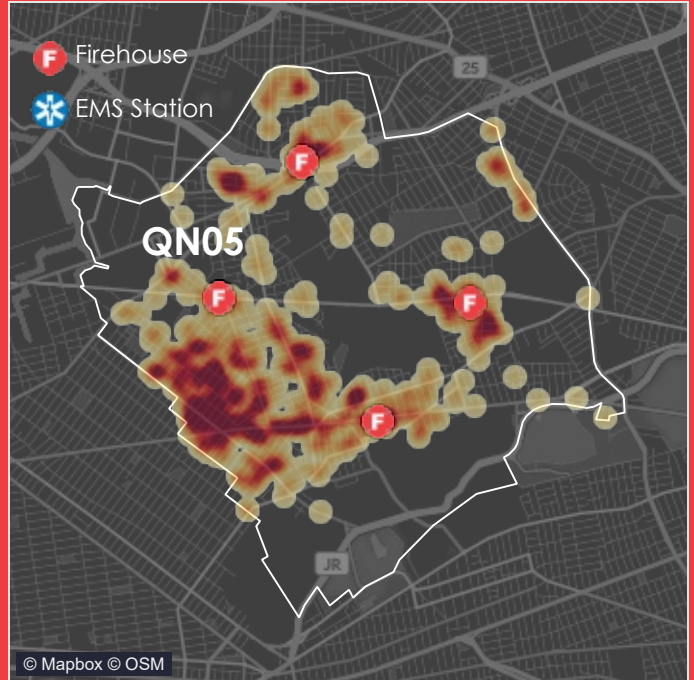
Age



Social and Economic Indicators

- 11% Live in poverty (17% NYC)
- 7% Live legally in crowded conditions (9% NYC)
- 46% Are overburdened by the cost of rent (49% NYC)
- 9% Live with a disability (12% NYC)
- 26% Speak limited English (23% NYC)
(most speak Spanish, Polish or Chinese instead)

Where is the highest risk for residential building fire?



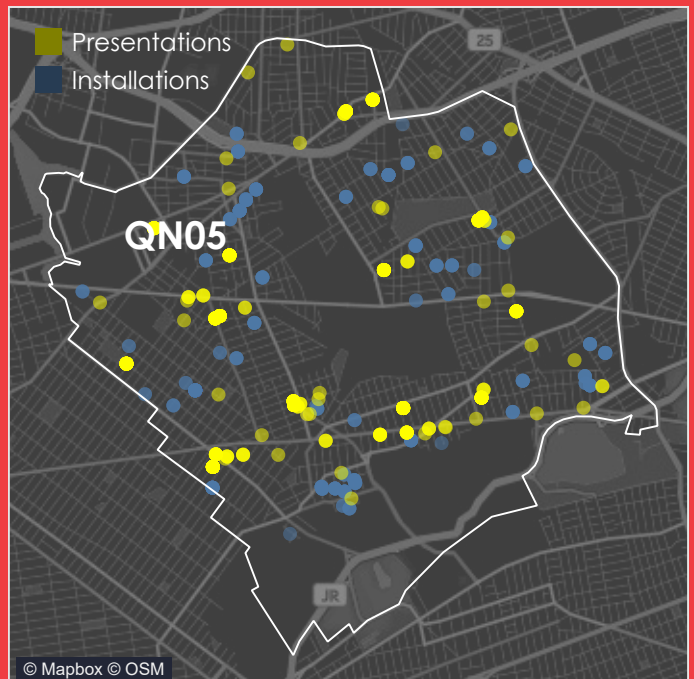
What has the FDNY done to reduce the impact of fire in QN05?

The FDNY gave **438** Fire Safety Education Presentations over the past five years at a variety of locations



324 free smoke alarms in **73** households were installed over the past five years through a partnership with the FDNY Foundation and the American Red Cross

Fire Safety Education Presentations and Smoke Alarm Installations



Sources: FDNY Data Warehouse 2020-2024; American Red Cross 2020-2024; U.S. Census Bureau, Census 2020 and American Community Survey 2023 5-Year Estimates.

For more information visit <https://www1.nyc.gov/fdny>



FDNY Community Risk Assessment Queens Community Board 6 FOREST HILLS & REGO PARK



What is the risk of a residential building fire?

145

Residential structural fires per 100,000 people

NYC: 231

3.7

Civilian residential fire injuries per 100,000 people

NYC: 8.8

7.5%

Percentage of residential structural fires reaching all hands or greater

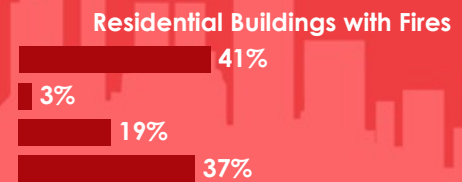
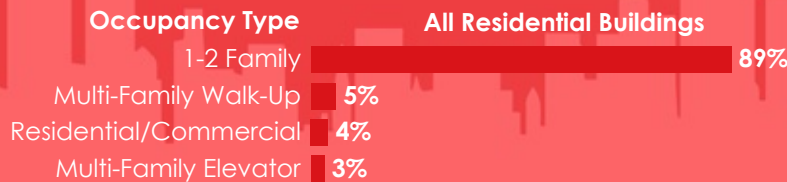
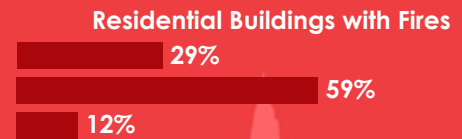
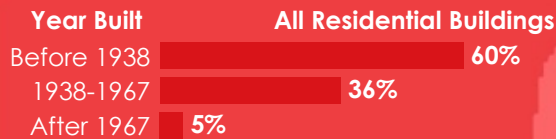
NYC: 7.8%

2.0%

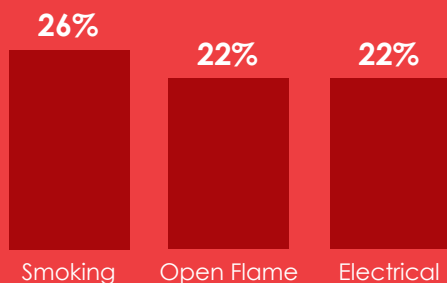
Percentage of fires resulting in residents displaced and housed by the Red Cross

NYC: 4.6%

In what types of buildings do residential fires occur?



What are the top three causes of accidental residential fires?



How many lives have been lost to residential fires?



What about lithium ion battery fires?



FDNY Community Risk Assessment

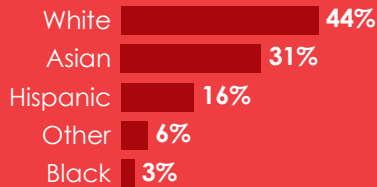
QN06: FOREST HILLS & REGO PARK

Who lives in the neighborhood?

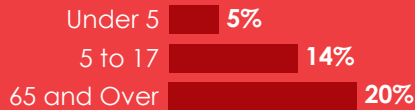
119,706
residents

52,957
housing units

Race/Ethnicity



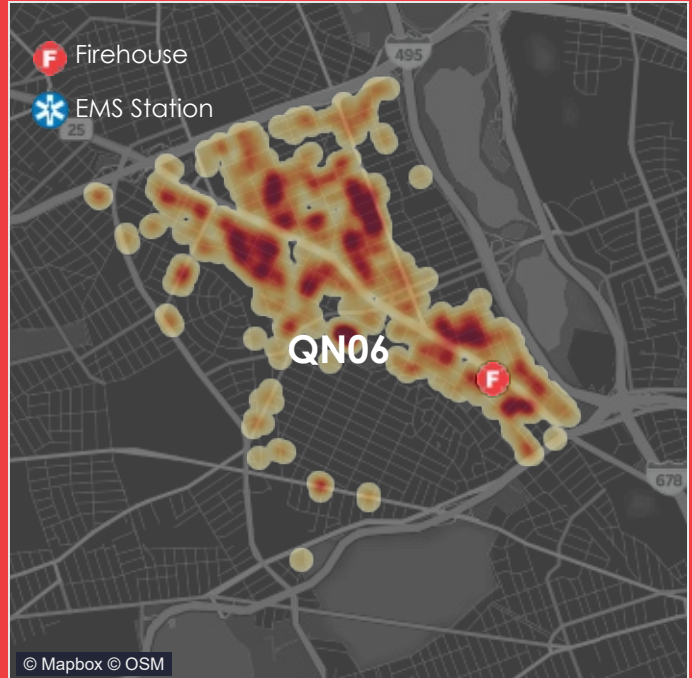
Age



Social and Economic Indicators

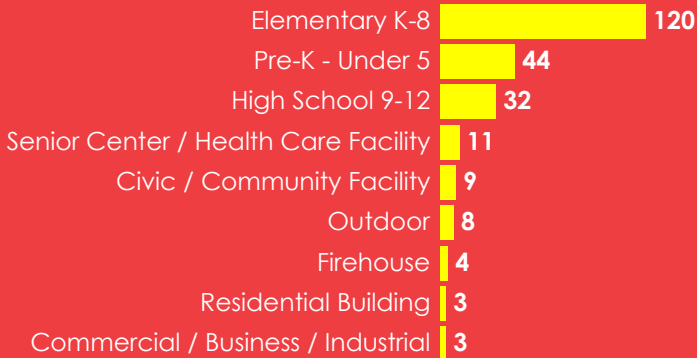
- 12% Live in poverty (17% NYC)
- 7% Live legally in crowded conditions (9% NYC)
- 48% Are overburdened by the cost of rent (49% NYC)
- 11% Live with a disability (12% NYC)
- 24% Speak limited English (23% NYC)
(most speak Chinese, Spanish or Russian instead)

Where is the highest risk for residential building fire?



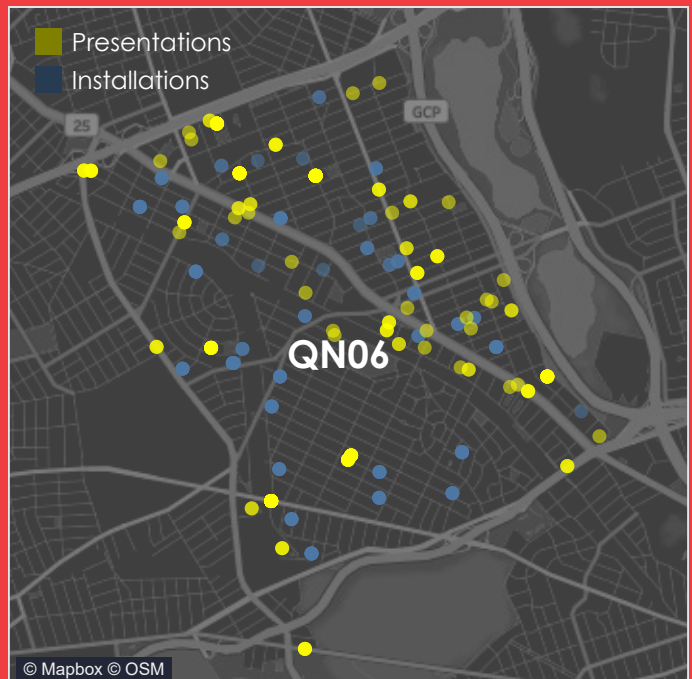
What has the FDNY done to reduce the impact of fire in QN06?

The FDNY gave **234** Fire Safety Education Presentations over the past five years at a variety of locations



162 free smoke alarms in **44** households were installed over the past five years through a partnership with the FDNY Foundation and the American Red Cross

Fire Safety Education Presentations and Smoke Alarm Installations



Sources: FDNY Data Warehouse 2020–2024; American Red Cross 2020–2024; U.S. Census Bureau, Census 2020 and American Community Survey 2023 5-Year Estimates.

For more information visit <https://www1.nyc.gov/fdny>



FDNY Community Risk Assessment

Queens Community Board 7

FLUSHING, MURRAY HILL & WHITESTONE



What is the risk of a residential building fire?

132

Residential structural fires per 100,000 people

NYC: 231

6.3

Civilian residential fire injuries per 100,000 people

NYC: 8.8

9.2%

Percentage of residential structural fires reaching all hands or greater

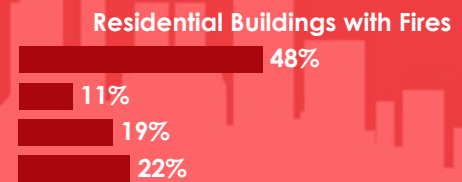
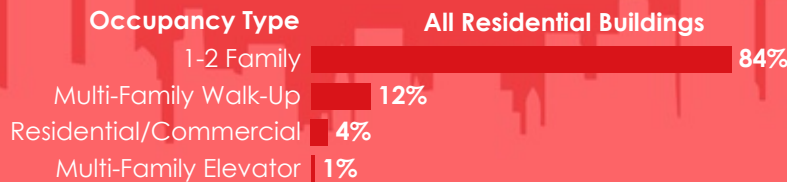
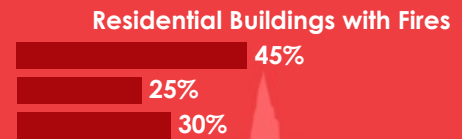
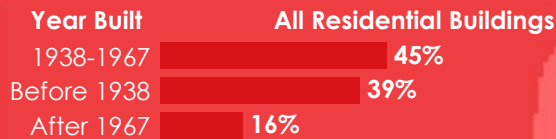
NYC: 7.8%

3.6%

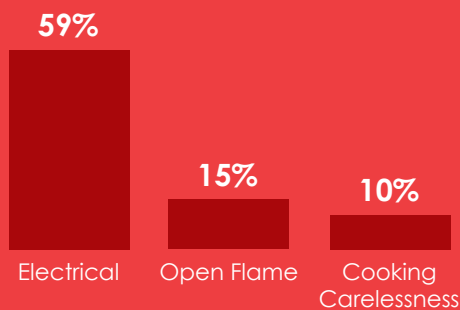
Percentage of fires resulting in residents displaced and housed by the Red Cross

NYC: 4.6%

In what types of buildings do residential fires occur?



What are the top three causes of accidental residential fires?



How many lives have been lost to residential fires?



What about lithium ion battery fires?



FDNY Community Risk Assessment

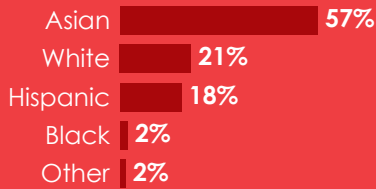
QN07: FLUSHING, MURRAY HILL & WHITESTONE

Who lives in the neighborhood?

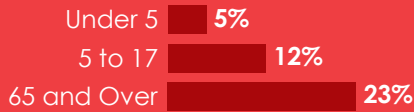
270,930
residents

97,429
housing units

Race/Ethnicity



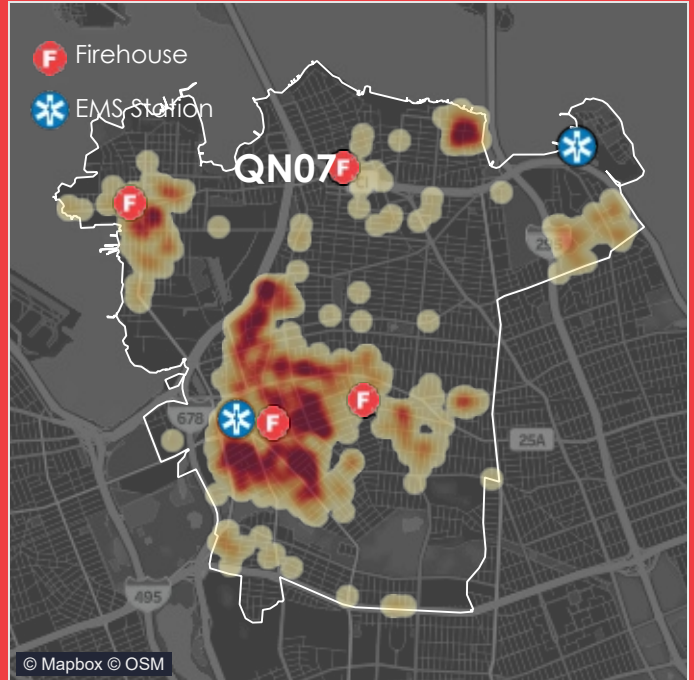
Age



Social and Economic Indicators

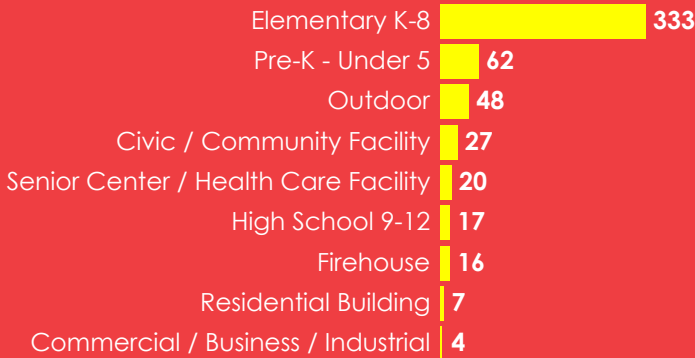
- 16% Live in poverty (17% NYC)
- 10% Live legally in crowded conditions (9% NYC)
- 56% Are overburdened by the cost of rent (49% NYC)
- 10% Live with a disability (12% NYC)
- 47% Speak limited English (23% NYC)
(most speak Chinese, Spanish or Korean instead)

Where is the highest risk for residential building fire?



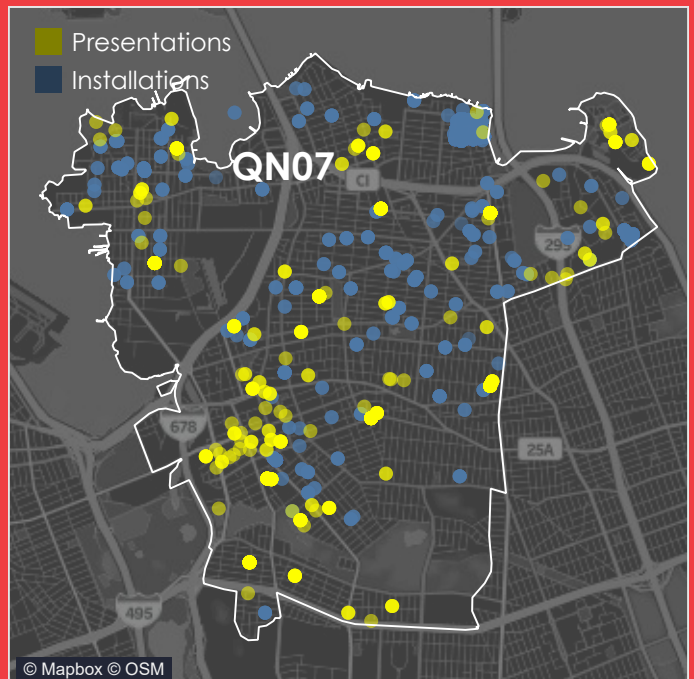
What has the FDNY done to reduce the impact of fire in QN07?

The FDNY gave **534** Fire Safety Education Presentations over the past five years at a variety of locations



3,026 free smoke alarms in **1,120** households were installed over the past five years through a partnership with the FDNY Foundation and the American Red Cross

Fire Safety Education Presentations and Smoke Alarm Installations



Sources: FDNY Data Warehouse 2020-2024; American Red Cross 2020-2024; U.S. Census Bureau, Census 2020 and American Community Survey 2023 5-Year Estimates.

For more information visit <https://www1.nyc.gov/fdny>



FDNY Community Risk Assessment Queens Community Board 8 FRESH MEADOWS, HILLCREST & BRIARWOOD



What is the risk of a residential building fire?

186

Residential structural fires per 100,000 people

NYC: 231

8.5

Civilian residential fire injuries per 100,000 people

NYC: 8.8

7.5%

Percentage of residential structural fires reaching all hands or greater

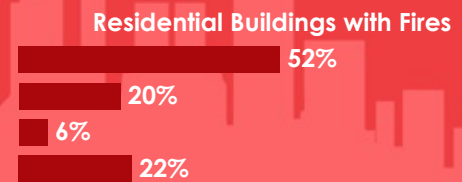
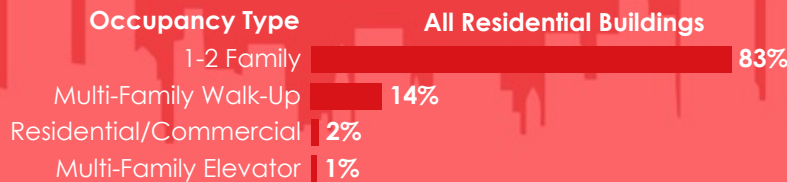
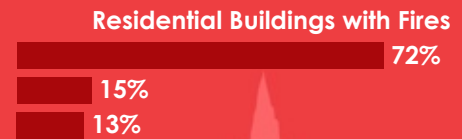
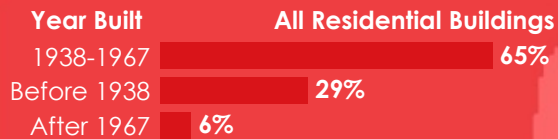
NYC: 7.8%

2.9%

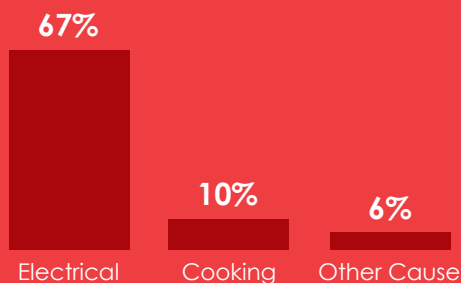
Percentage of fires resulting in residents displaced and housed by the Red Cross

NYC: 4.6%

In what types of buildings do residential fires occur?



What are the top three causes of accidental residential fires?



How many lives have been lost to residential fires?



What about lithium ion battery fires?



FDNY Community Risk Assessment

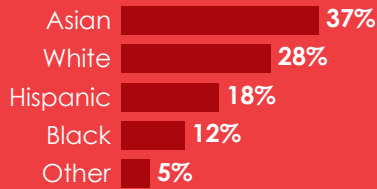
QN08: FRESH MEADOWS, HILLCREST & BRIARWOOD

Who lives in the neighborhood?

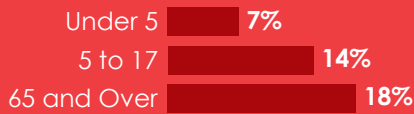
157,986
residents

55,540
housing units

Race/Ethnicity



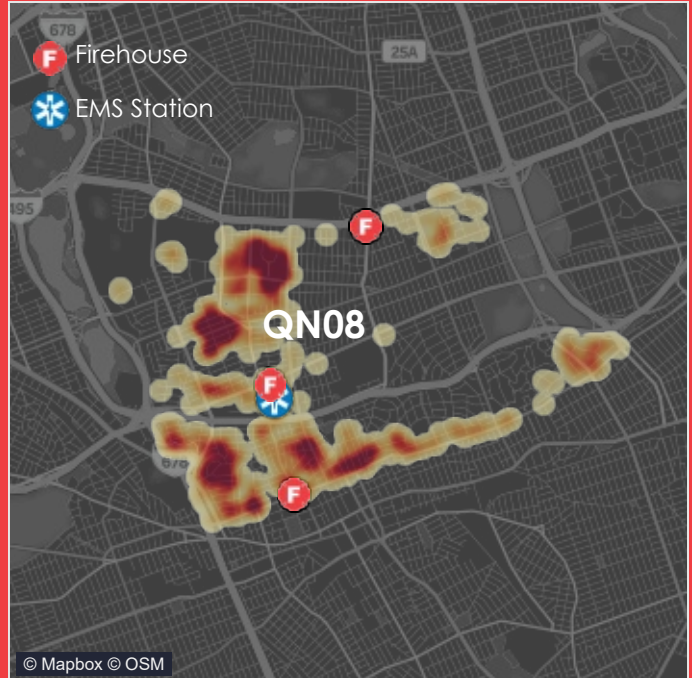
Age



Social and Economic Indicators

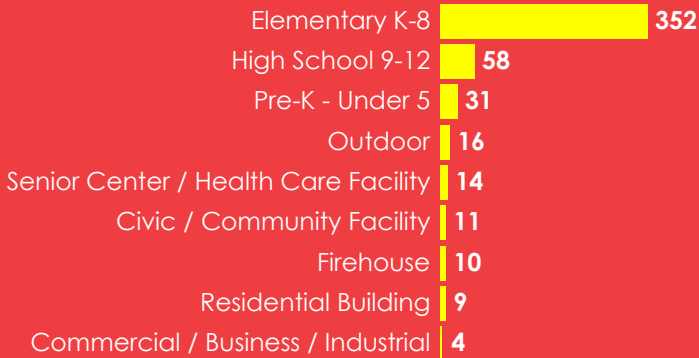
- 13% Live in poverty (17% NYC)
- 9% Live legally in crowded conditions (9% NYC)
- 45% Are overburdened by the cost of rent (49% NYC)
- 10% Live with a disability (12% NYC)
- 29% Speak limited English (23% NYC)
(most speak Chinese, Spanish, Bengali, Russian or Korean instead)

Where is the highest risk for residential building fire?



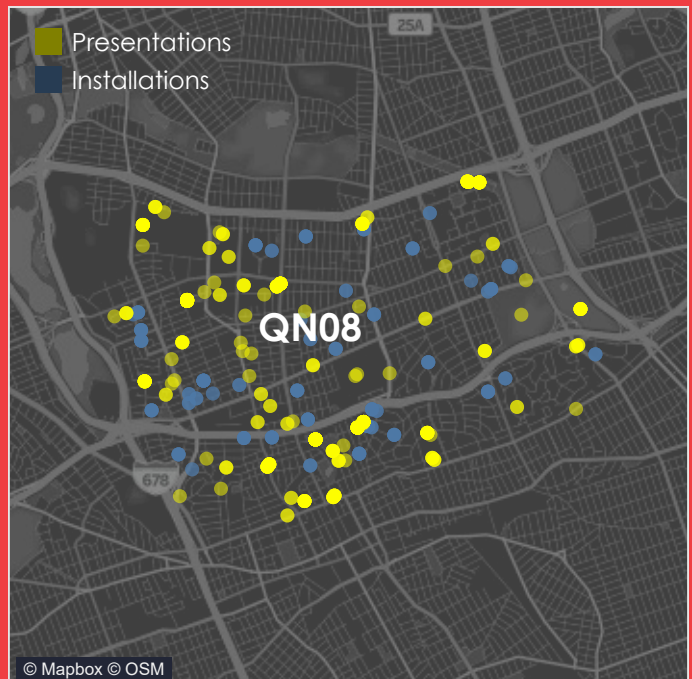
What has the FDNY done to reduce the impact of fire in QN08?

The FDNY gave **505** Fire Safety Education Presentations over the past five years at a variety of locations



214 free smoke alarms in **53** households were installed over the past five years through a partnership with the FDNY Foundation and the American Red Cross

Fire Safety Education Presentations and Smoke Alarm Installations



Sources: FDNY Data Warehouse 2020-2024; American Red Cross 2020-2024; U.S. Census Bureau, Census 2020 and American Community Survey 2023 5-Year Estimates.

For more information visit <https://www1.nyc.gov/fdny>



FDNY Community Risk Assessment Queens Community Board 9 KEW GARDENS, RICHMOND HILL & WOODHAVEN



What is the risk of a residential building fire?

141

Residential structural fires per 100,000 people

NYC: 231

7.6

Civilian residential fire injuries per 100,000 people

NYC: 8.8

15.1%

Percentage of residential structural fires reaching all hands or greater

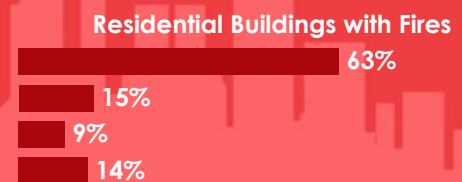
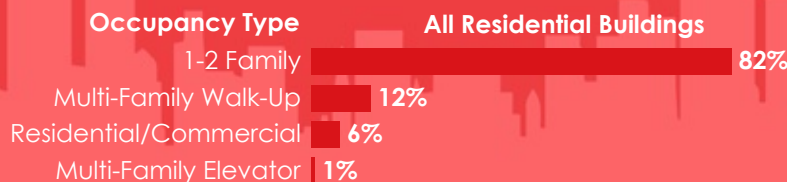
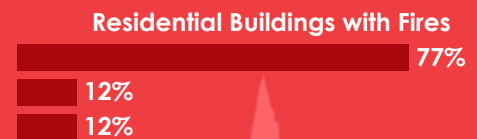
NYC: 7.8%

11.4%

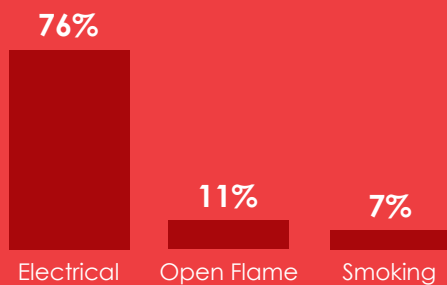
Percentage of fires resulting in residents displaced and housed by the Red Cross

NYC: 4.6%

In what types of buildings do residential fires occur?



What are the top three causes of accidental residential fires?



How many lives have been lost to residential fires?



What about lithium ion battery fires?



FDNY Community Risk Assessment

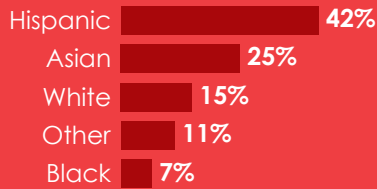
QN09: KEW GARDENS, RICHMOND HILL & WOODHAVEN

Who lives in the neighborhood?

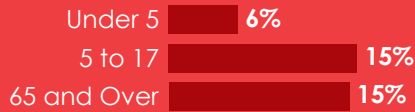
151,872
residents

47,894
housing units

Race/Ethnicity



Age



Social and Economic Indicators

- 11% Live in poverty (17% NYC)
- 11% Live legally in crowded conditions (9% NYC)
- 51% Are overburdened by the cost of rent (49% NYC)
- 10% Live with a disability (12% NYC)
- 28% Speak limited English (23% NYC)
(most speak Spanish, Chinese, Bengali, Punjabi or Russian instead)

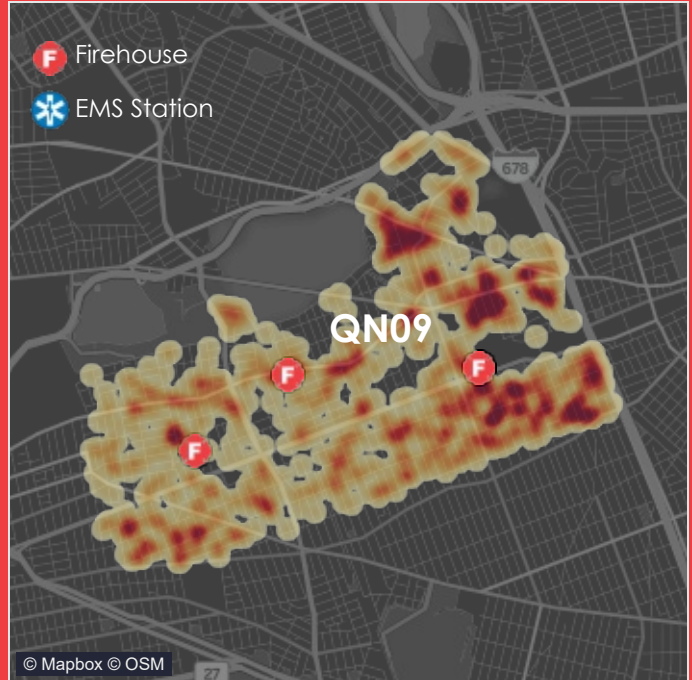
What has the FDNY done to reduce the impact of fire in QN09?

The FDNY gave **478** Fire Safety Education Presentations over the past five years at a variety of locations

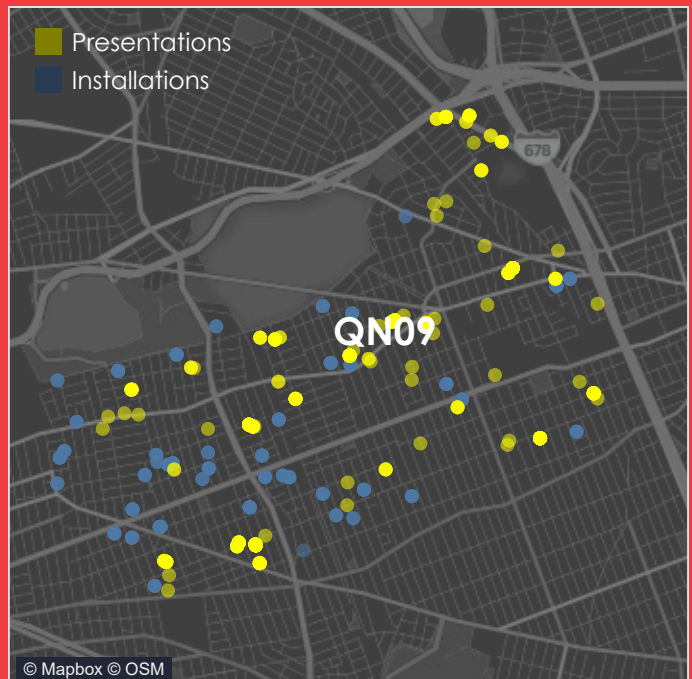


274 free smoke alarms in **65** households were installed over the past five years through a partnership with the FDNY Foundation and the American Red Cross

Where is the highest risk for residential building fire?



Fire Safety Education Presentations and Smoke Alarm Installations



Sources: FDNY Data Warehouse 2020-2024; American Red Cross 2020-2024; U.S. Census Bureau, Census 2020 and American Community Survey 2023 5-Year Estimates.

For more information visit <https://www1.nyc.gov/fdny>



FDNY Community Risk Assessment Queens Community Board 10 SOUTH OZONE PARK & HOWARD BEACH



What is the risk of a residential building fire?

225

Residential structural fires per 100,000 people

NYC: 231

4.1

Civilian residential fire injuries per 100,000 people

NYC: 8.8

7.8%

Percentage of residential structural fires reaching all hands or greater

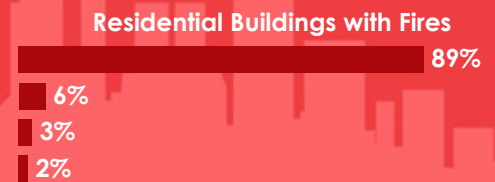
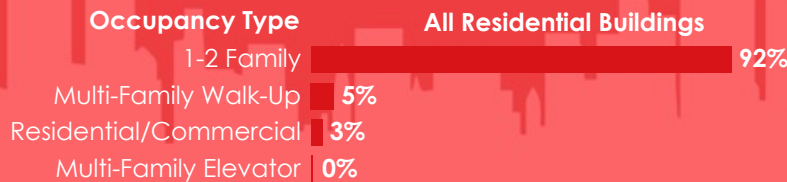
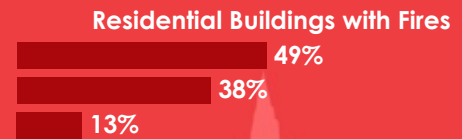
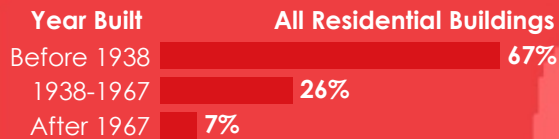
NYC: 7.8%

6.0%

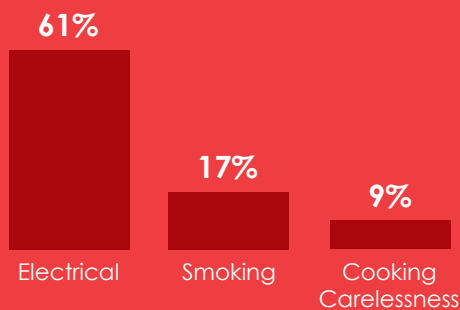
Percentage of fires resulting in residents displaced and housed by the Red Cross

NYC: 4.6%

In what types of buildings do residential fires occur?



What are the top three causes of accidental residential fires?



How many lives have been lost to residential fires?



What about lithium ion battery fires?



FDNY Community Risk Assessment

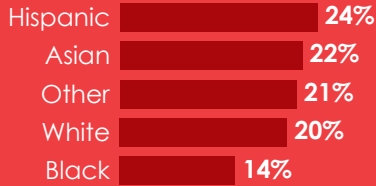
QN10: SOUTH OZONE PARK & HOWARD BEACH

Who lives in the neighborhood?

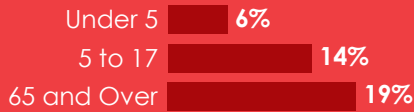
130,378
residents

41,436
housing units

Race/Ethnicity



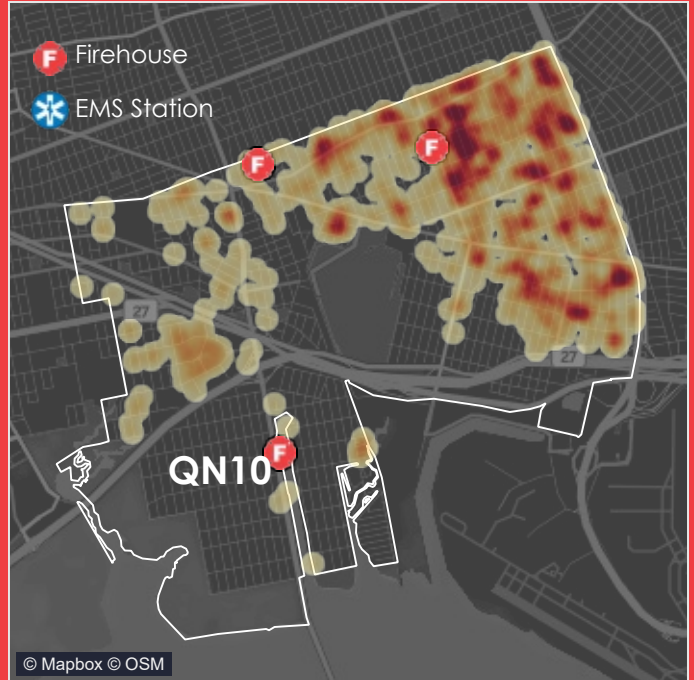
Age



Social and Economic Indicators


- 11% Live in poverty (17% NYC)
- 9% Live legally in crowded conditions (9% NYC)
- 55% Are overburdened by the cost of rent (49% NYC)
- 12% Live with a disability (12% NYC)
- 15% Speak limited English (23% NYC)
(most speak Spanish, Punjabi or Bengali instead)

Where is the highest risk for residential building fire?



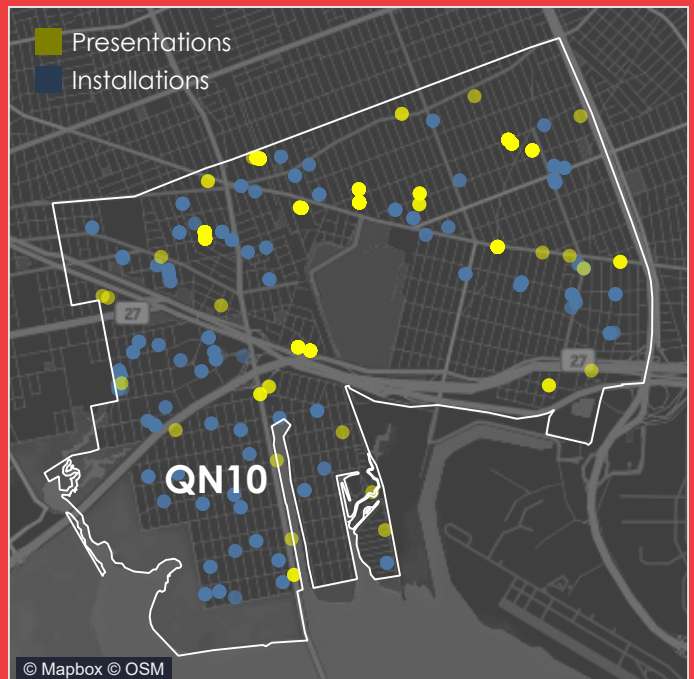
What has the FDNY done to reduce the impact of fire in QN10?

The FDNY gave **524** Fire Safety Education Presentations over the past five years at a variety of locations



445 free smoke alarms in **107** households were installed over the past five years through a partnership with the FDNY Foundation and the American Red Cross

Fire Safety Education Presentations and Smoke Alarm Installations



Sources: FDNY Data Warehouse 2020-2024; American Red Cross 2020-2024; U.S. Census Bureau, Census 2020 and American Community Survey 2023 5-Year Estimates.

For more information visit <https://www1.nyc.gov/fdny>



FDNY Community Risk Assessment Queens Community Board 11 AUBURNDALE, BAYSIDE & DOUGLSTON



What is the risk of a residential building fire?

148

Residential structural fires per 100,000 people

NYC: 231

4.1

Civilian residential fire injuries per 100,000 people

NYC: 8.8

7.1%

Percentage of residential structural fires reaching all hands or greater

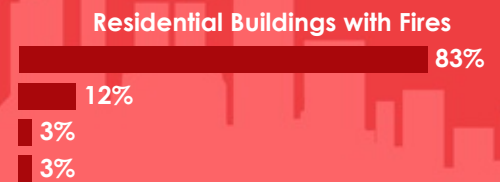
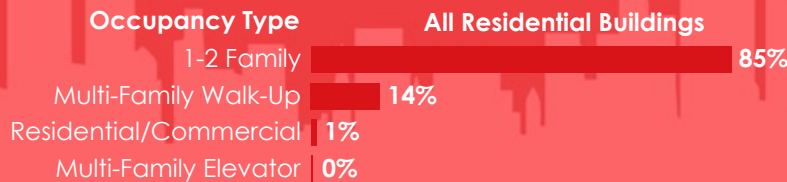
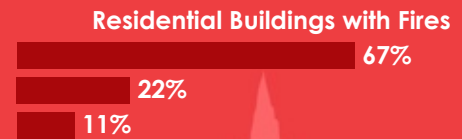
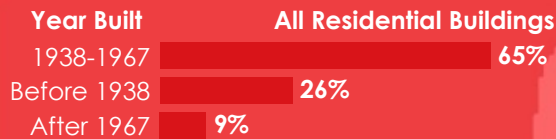
NYC: 7.8%

2.7%

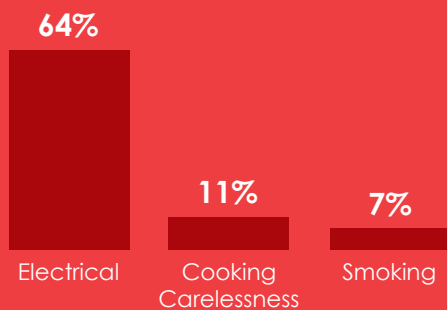
Percentage of fires resulting in residents displaced and housed by the Red Cross

NYC: 4.6%

In what types of buildings do residential fires occur?



What are the top three causes of accidental residential fires?



How many lives have been lost to residential fires?



What about lithium ion battery fires?



FDNY Community Risk Assessment

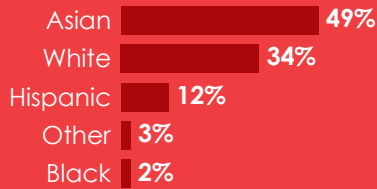
QN11: AUBURNDALE, BAYSIDE & DOUGLASTON

Who lives in the neighborhood?

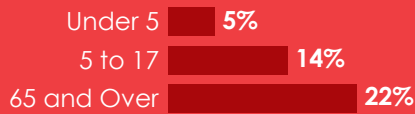
122,366
residents

45,280
housing units

Race/Ethnicity



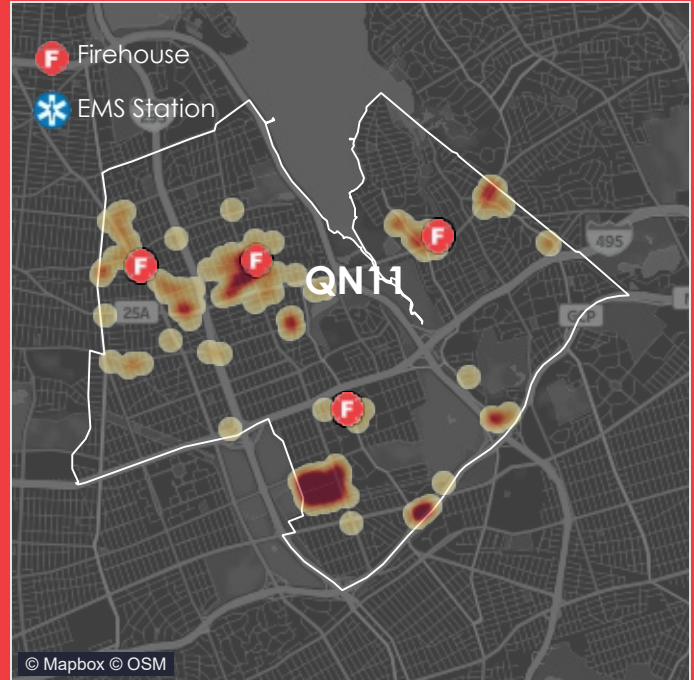
Age



Social and Economic Indicators

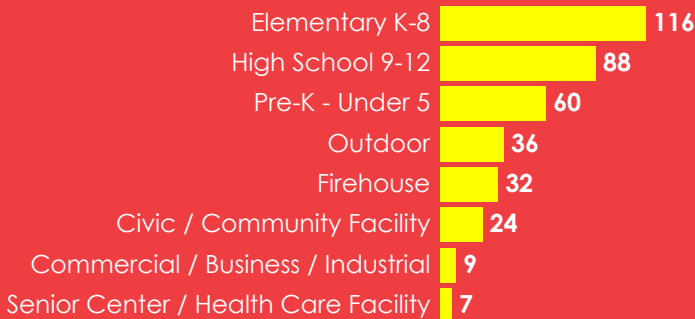
- 9% Live in poverty (17% NYC)
- 4% Live legally in crowded conditions (9% NYC)
- 45% Are overburdened by the cost of rent (49% NYC)
- 10% Live with a disability (12% NYC)
- 28% Speak limited English (23% NYC)
(most speak Chinese, Korean, Spanish or Greek instead)

Where is the highest risk for residential building fire?



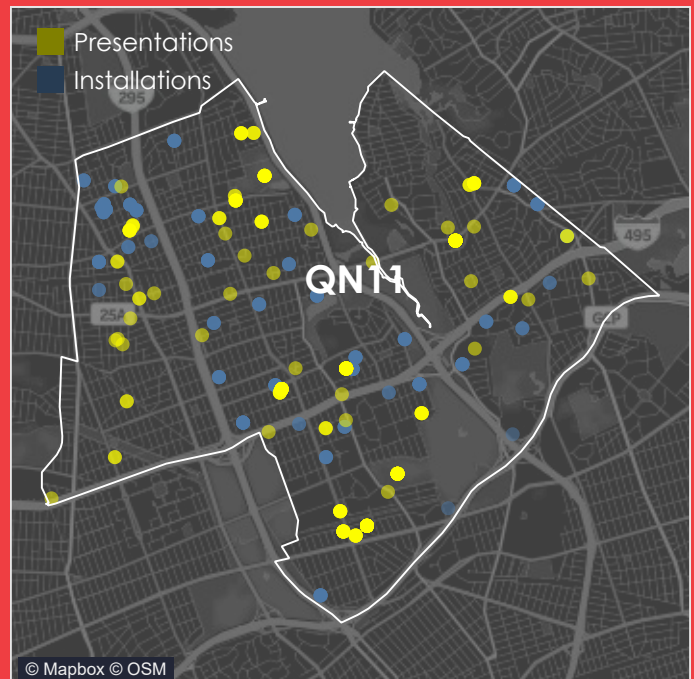
What has the FDNY done to reduce the impact of fire in QN11?

The FDNY gave **372** Fire Safety Education Presentations over the past five years at a variety of locations



222 free smoke alarms in **49** households were installed over the past five years through a partnership with the FDNY Foundation and the American Red Cross

Fire Safety Education Presentations and Smoke Alarm Installations



Sources: FDNY Data Warehouse 2020-2024; American Red Cross 2020-2024; U.S. Census Bureau, Census 2020 and American Community Survey 2023 5-Year Estimates.

For more information visit <https://www1.nyc.gov/fdny>



FDNY Community Risk Assessment

Queens Community Board 12

JAMAICA, ST. ALBANS & HOLLIS



What is the risk of a residential building fire?

307

Residential structural fires per 100,000 people

NYC: 231

6.6

Civilian residential fire injuries per 100,000 people

NYC: 8.8

9.4%

Percentage of residential structural fires reaching all hands or greater

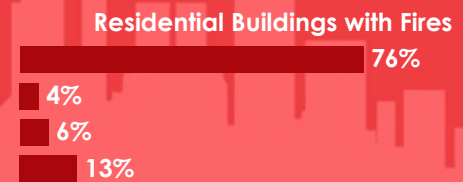
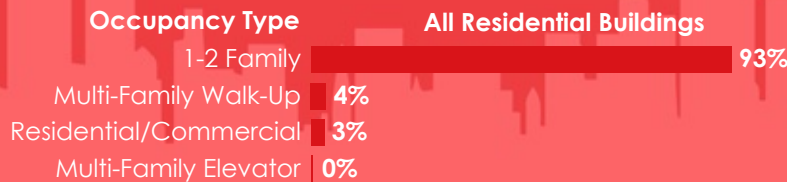
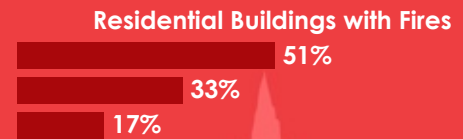
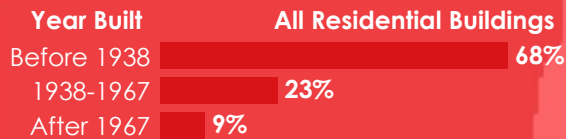
NYC: 7.8%

7.4%

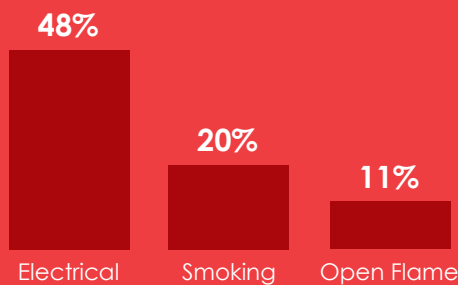
Percentage of fires resulting in residents displaced and housed by the Red Cross

NYC: 4.6%

In what types of buildings do residential fires occur?



What are the top three causes of accidental residential fires?



How many lives have been lost to residential fires?



What about lithium ion battery fires?



FDNY Community Risk Assessment

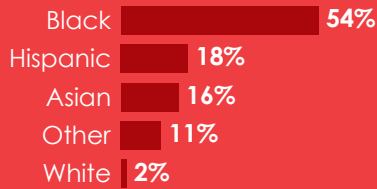
QN12: JAMAICA, ST. ALBANS & HOLLIS

Who lives in the neighborhood?

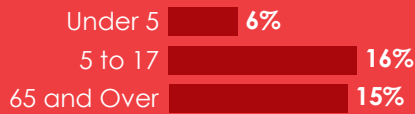
257,759
residents

80,319
housing units

Race/Ethnicity



Age



Social and Economic Indicators

- 14% Live in poverty (17% NYC)
- 11% Live legally in crowded conditions (9% NYC)
- 55% Are overburdened by the cost of rent (49% NYC)
- 11% Live with a disability (12% NYC)
- 18% Speak limited English (23% NYC)
(most speak Spanish, Bengali or Haitian Creole instead)

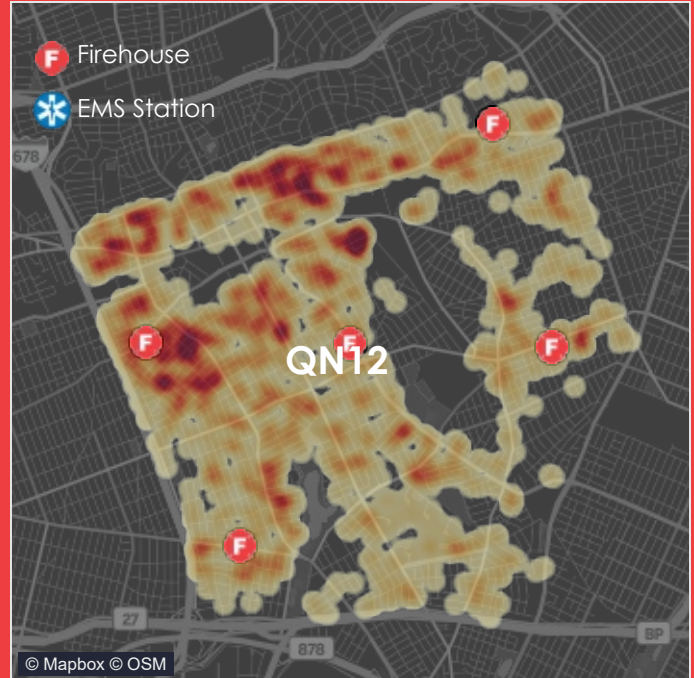
What has the FDNY done to reduce the impact of fire in QN12?

The FDNY gave **796** Fire Safety Education Presentations over the past five years at a variety of locations

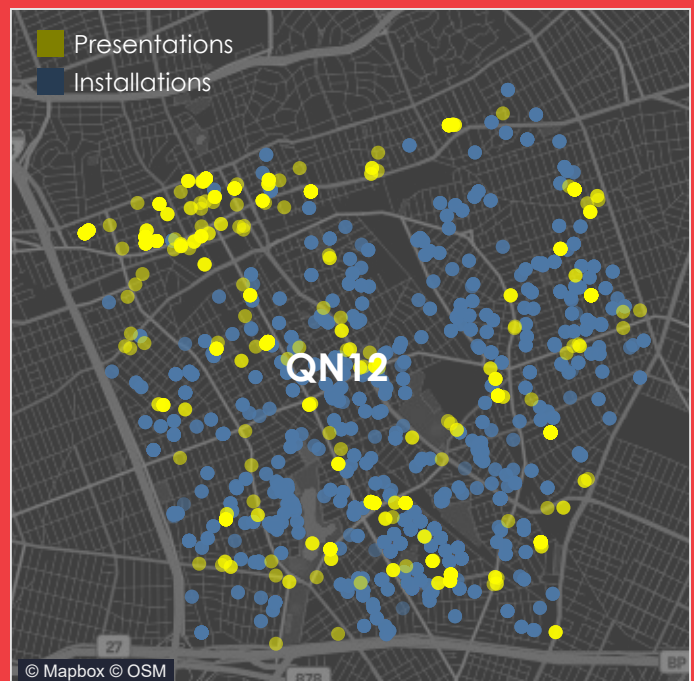


13,554 free smoke alarms in **4,853** households were installed over the past five years through a partnership with the FDNY Foundation and the American Red Cross

Where is the highest risk for residential building fire?



Fire Safety Education Presentations and Smoke Alarm Installations



Sources: FDNY Data Warehouse 2020-2024; American Red Cross 2020-2024; U.S. Census Bureau, Census 2020 and American Community Survey 2023 5-Year Estimates.

For more information visit <https://www1.nyc.gov/fdny>



FDNY Community Risk Assessment

Queens Community Board 13

QUEENS VILLAGE, BELLEROSE & ROSEDALE



What is the risk of a residential building fire?

358

Residential structural fires per 100,000 people

NYC: 231

5.9

Civilian residential fire injuries per 100,000 people

NYC: 8.8

6.7%

Percentage of residential structural fires reaching all hands or greater

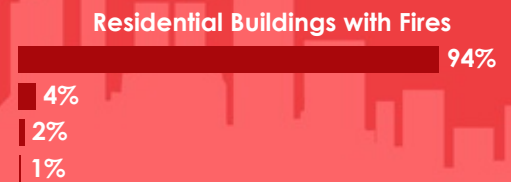
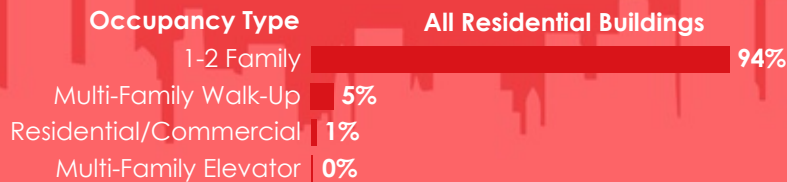
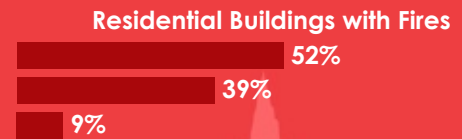
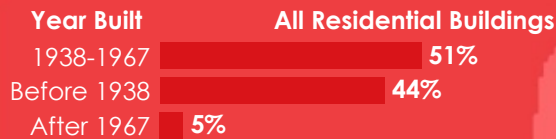
NYC: 7.8%

4.3%

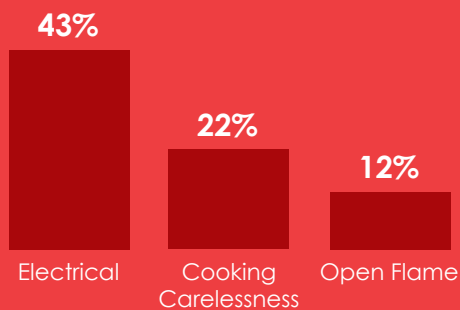
Percentage of fires resulting in residents displaced and housed by the Red Cross

NYC: 4.6%

In what types of buildings do residential fires occur?



What are the top three causes of accidental residential fires?



How many lives have been lost to residential fires?



What about lithium ion battery fires?



FDNY Community Risk Assessment

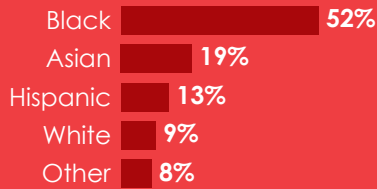
QN13: QUEENS VILLAGE, BELLEROSE & ROSEDALE

Who lives in the neighborhood?

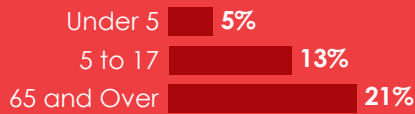
199,648
residents

63,356
housing units

Race/Ethnicity



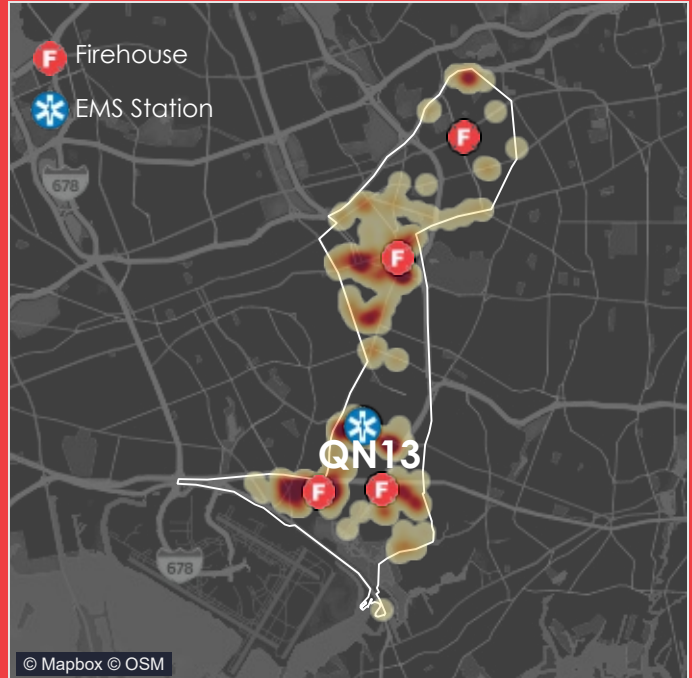
Age



Social and Economic Indicators


- 8% Live in poverty (17% NYC)
- 5% Live legally in crowded conditions (9% NYC)
- 50% Are overburdened by the cost of rent (49% NYC)
- 11% Live with a disability (12% NYC)
- 15% Speak limited English (23% NYC)
(most speak Spanish, Haitian Creole, Punjabi, Chinese or Bengali instead)

Where is the highest risk for residential building fire?



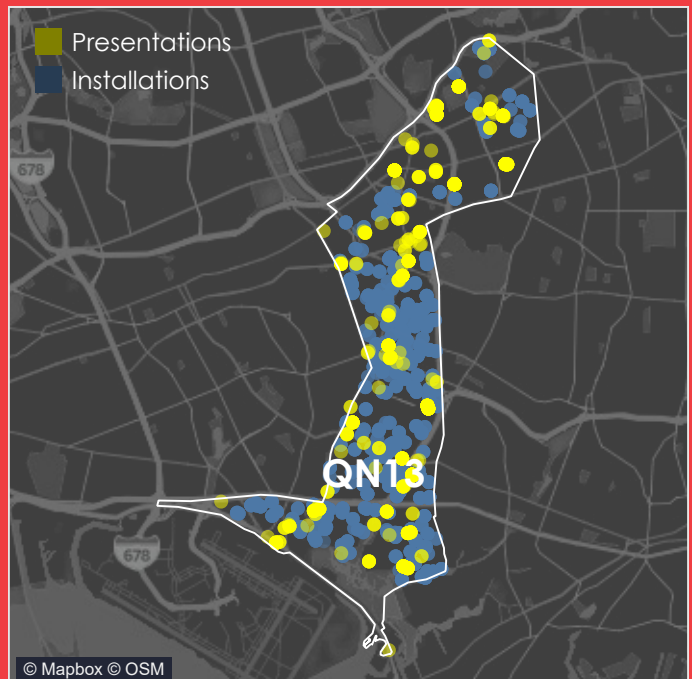
What has the FDNY done to reduce the impact of fire in QN13?

The FDNY gave **784** Fire Safety Education Presentations over the past five years at a variety of locations



1,853 free smoke alarms in **392** households were installed over the past five years through a partnership with the FDNY Foundation and the American Red Cross

Fire Safety Education Presentations and Smoke Alarm Installations



Sources: FDNY Data Warehouse 2020-2024; American Red Cross 2020-2024; U.S. Census Bureau, Census 2020 and American Community Survey 2023 5-Year Estimates.

For more information visit <https://www1.nyc.gov/fdny>



FDNY Community Risk Assessment Queens Community Board 14 THE ROCKAWAYS



What is the risk of a residential building fire?

305

Residential structural fires per 100,000 people

NYC: 231

8.4

Civilian residential fire injuries per 100,000 people

NYC: 8.8

8.2%

Percentage of residential structural fires reaching all hands or greater

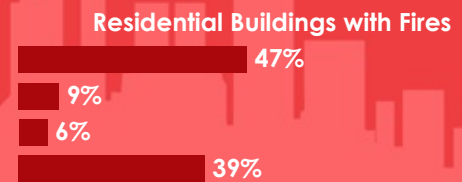
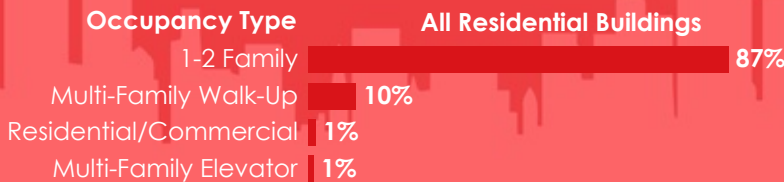
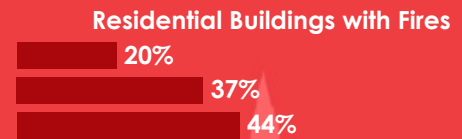
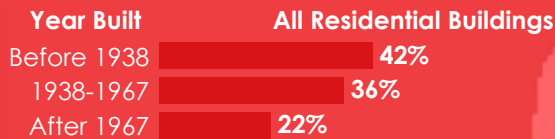
NYC: 7.8%

4.9%

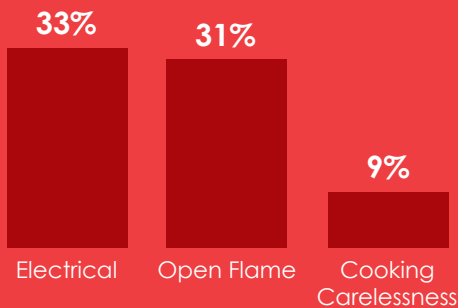
Percentage of fires resulting in residents displaced and housed by the Red Cross

NYC: 4.6%

In what types of buildings do residential fires occur?



What are the top three causes of accidental residential fires?



How many lives have been lost to residential fires?



What about lithium ion battery fires?



FDNY Community Risk Assessment

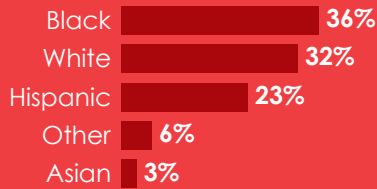
QN14: THE ROCKAWAYS

Who lives in the neighborhood?

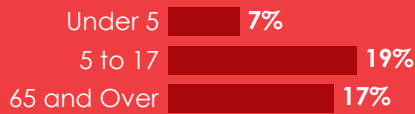
124,161
residents

44,045
housing units

Race/Ethnicity



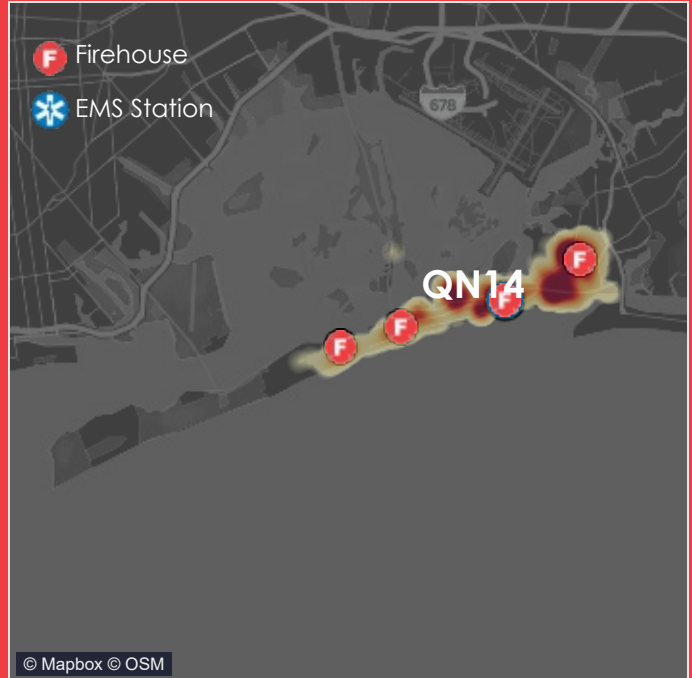
Age



Social and Economic Indicators

- 21% Live in poverty (17% NYC)
- 9% Live legally in crowded conditions (9% NYC)
- 54% Are overburdened by the cost of rent (49% NYC)
- 14% Live with a disability (12% NYC)
- 13% Speak limited English (23% NYC)
(most speak Spanish or Russian instead)

Where is the highest risk for residential building fire?



What has the FDNY done to reduce the impact of fire in QN14?

The FDNY gave **451** Fire Safety Education Presentations over the past five years at a variety of locations



192 free smoke alarms in **40** households were installed over the past five years through a partnership with the FDNY Foundation and the American Red Cross

Fire Safety Education Presentations and Smoke Alarm Installations



Sources: FDNY Data Warehouse 2020-2024; American Red Cross 2020-2024; U.S. Census Bureau, Census 2020 and American Community Survey 2023 5-Year Estimates.

For more information visit <https://www1.nyc.gov/fdny>