

The current proposal is:

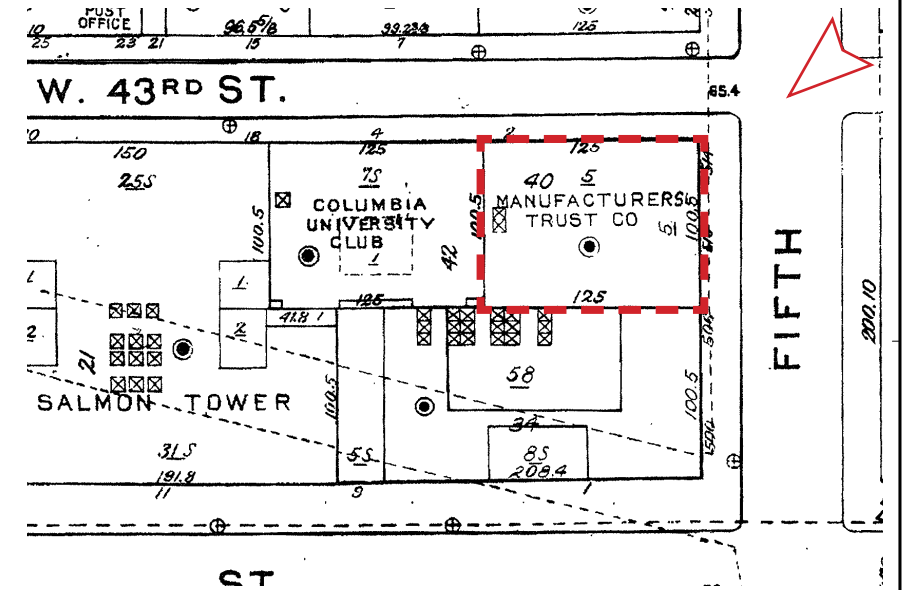
Preservation Department – Item 1, LPC-25-01949

**510 Fifth Avenue – Manufacturers Trust Company Building –
Individual and Interior Landmark
Borough of Manhattan**

Note: this is a Public Meeting item. No public testimony will be received today as the hearing on this item is closed.



VIEW FROM FIFTH, LOOKING SOUTHWEST.



1 Exterior Elevation

PROJECT: 510 Fifth Avenue

SHEET NAME: Existing Conditions - 2024

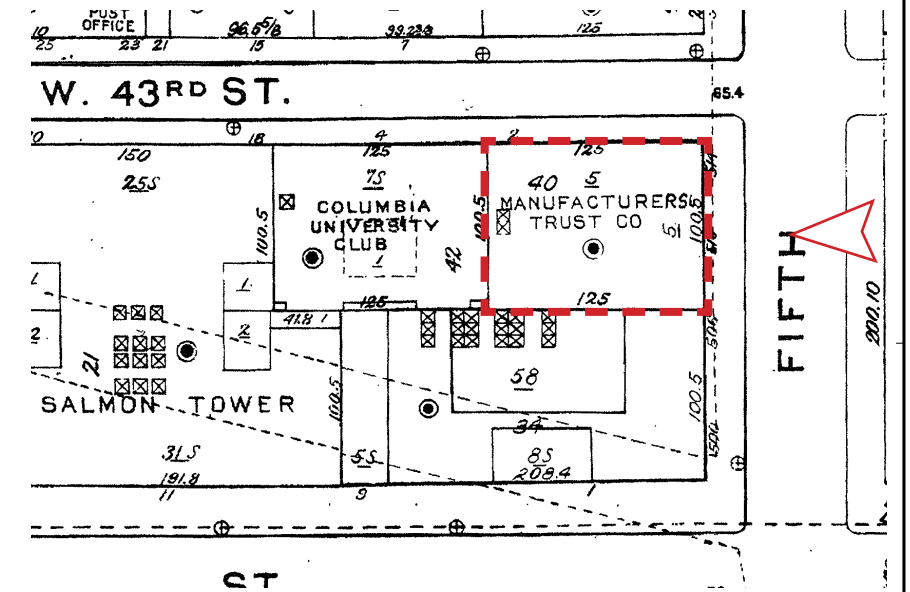


CAD図で描かれているリースライン面積と部屋面積は実効面積です。契約面積とは異なります。
 The lease line area and room area drawn in the CAD drawing are the effective area.
 It is different from the contract area.

NO.	DATE	DESCRIPTION	SCALE:
			N/A
			LPC 1



FIFTH AVENUE FACADE, LOOKING WEST.



1 Fifth Avenue Elevation

PROJECT:
510 Fifth Avenue

SHEET NAME:
Existing Conditions - 2024



CAD図で描かれているリースライン面積と部屋面積は実効面積です。契約面積とは異なります。
The lease line area and room area drawn in the CAD drawing are the effective area.
It is different from the contract area.

NO.	DATE	DESCRIPTION	SCALE:
			N/A
			LPC 2

PRESENTED SEPTEMBER 2024



1 Corner View

PROJECT:
510 Fifth Avenue


SHEET NAME:
PROPOSED RENDERINGS



CAD図で描かれているリースライン面積と部屋面積は実効面積です。契約面積とは異なります。
The lease line area and room area drawn in the CAD drawing are the effective area.
It is different from the contract area.

NO.	DATE	DESCRIPTION	SCALE:
			N/A
			NO:
			LPC 3

PRESENTED SEPTEMBER 2024



1 43rd Street View

PROJECT:
510 Fifth Avenue

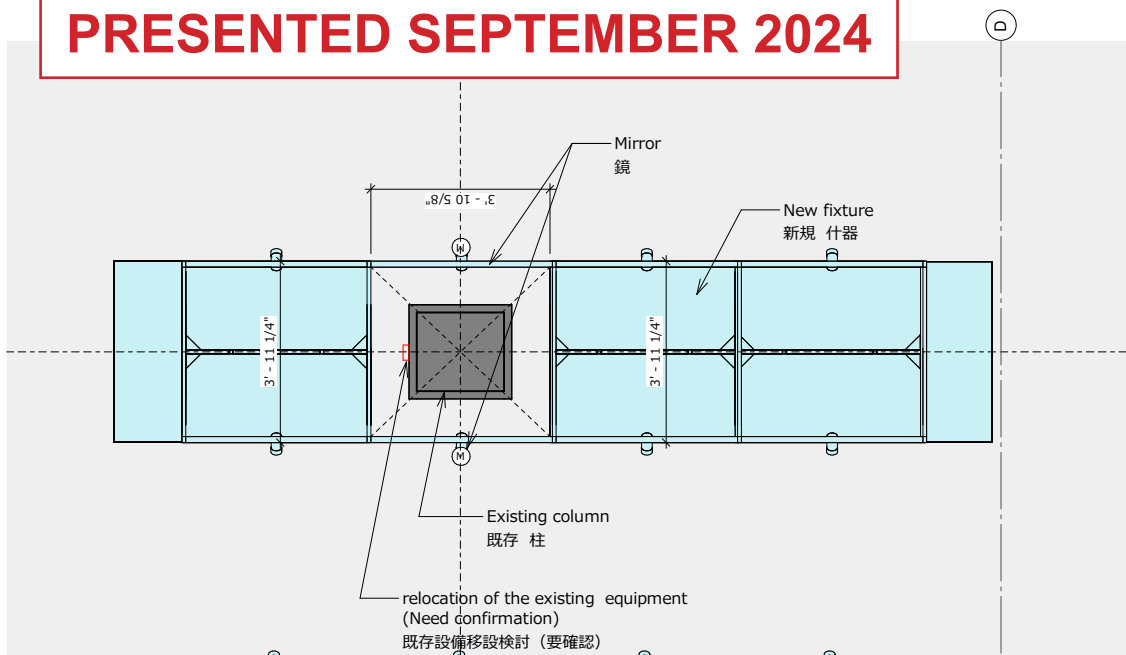
SHEET NAME:
PROPOSED RENDERINGS



CAD図で描かれているリースライン面積と部屋面積は実効面積です。契約面積とは異なります。
The lease line area and room area drawn in the CAD drawing
are the effective area.
It is different from the contract area.

NO.	DATE	DESCRIPTION	SCALE:
			N/A
			NO:
			LPC 4

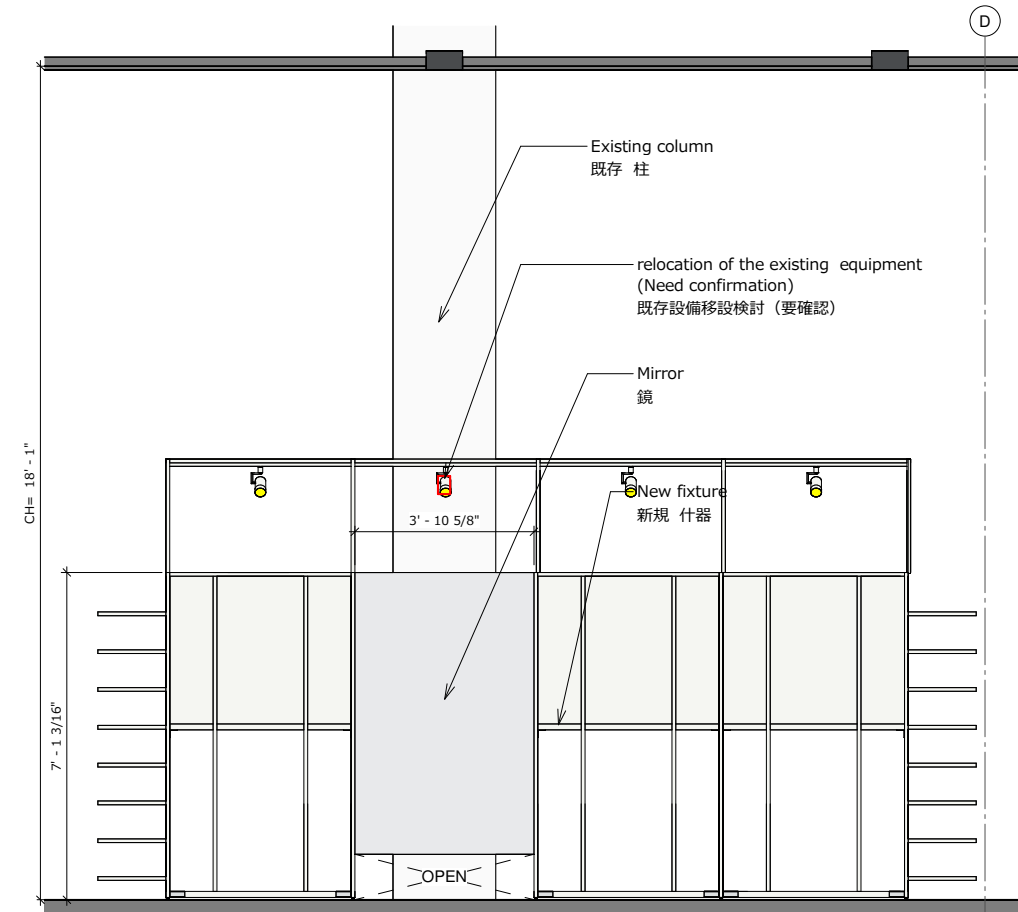
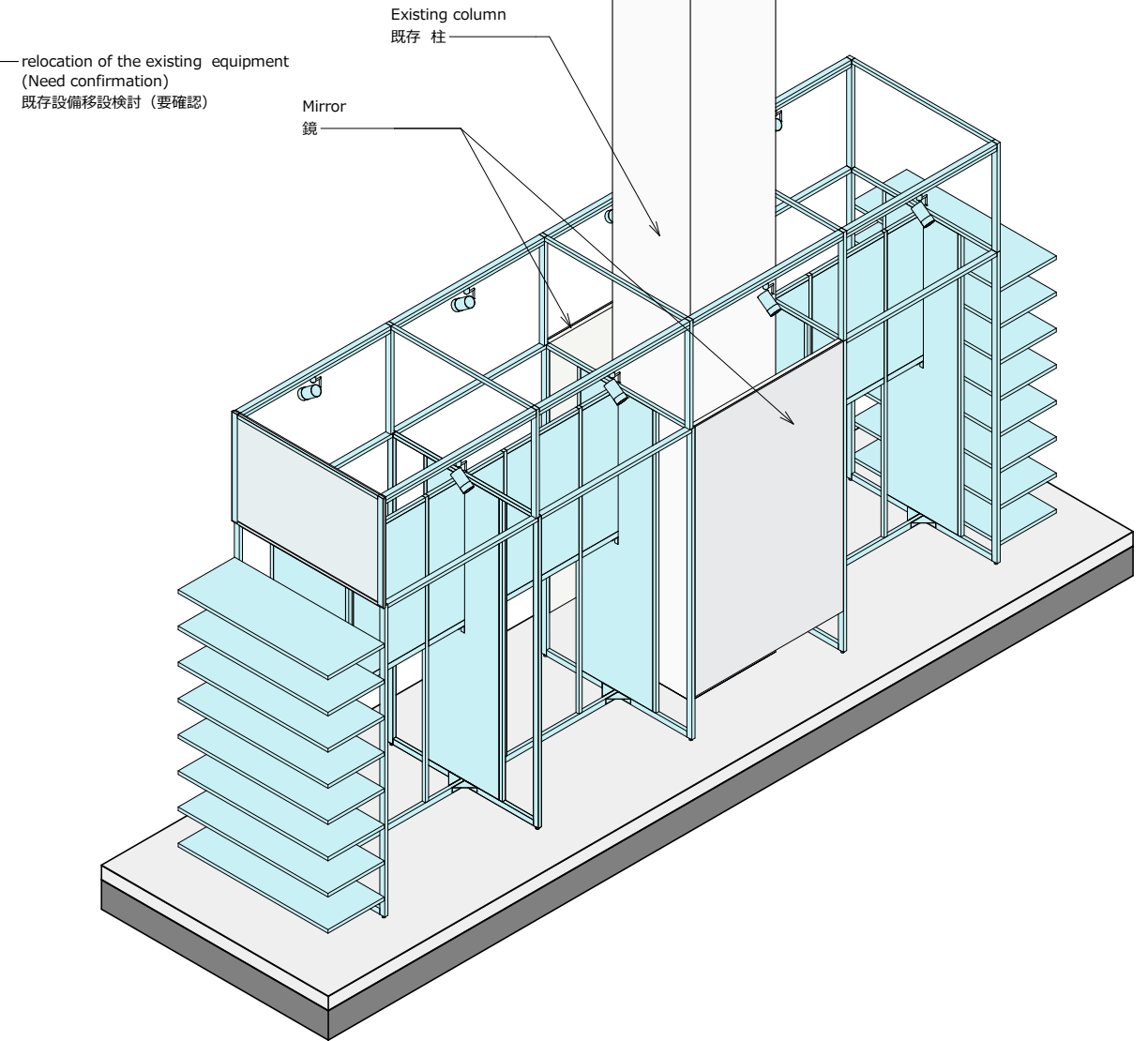

PRESENTED SEPTEMBER 2024



PLAN - 1 : 50



Existing photo



2F column Plan-B Elevation-1 - 1 : 50

PROJECT: 510 Fifth Avenue	SHEET NAME: SECOND FLOOR FIXTURES AT COLUMNS
PROJECT NUMBER:	PM: Author



NO.	DATE	DESCRIPTION	SCALE:
	24.08.01		1 : 50
	24.08.27		
			NO: 5-2



1 1954, VIEW WEST AT THE SECOND FLOOR, TOWARDS THE BERTOIA SCREEN.

EZRA STOLLER



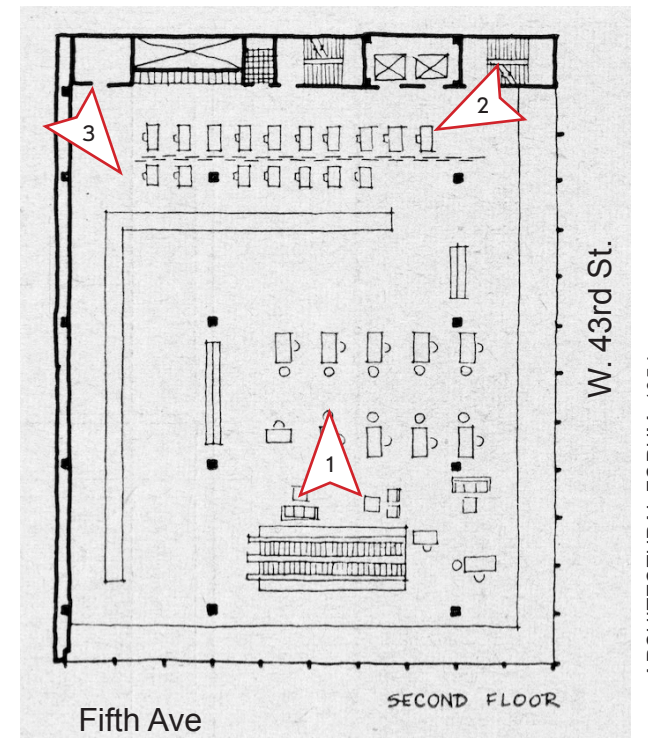
2 1954, VIEW SOUTH BEHIND THE BERTOIA SCREEN.

ARCHITECTURAL RECORD



3 1954, VIEW EAST FROM THE BERTOIA SCREEN.

ARCHITECTURAL RECORD



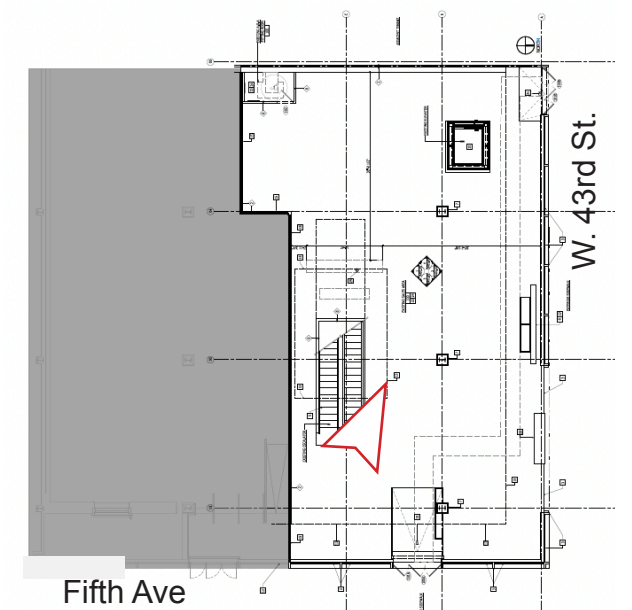
ARCHITECTURAL FORUM, 1954

1 1954 Interior Conditions - Bertoia Screen

PROJECT: 510 Fifth Avenue	SHEET NAME: Historic Documentation		CAD図で描かれているリースライン面積と部屋面積は実効面積です。契約面積とは異なります。 The lease line area and room area drawn in the CAD drawing are the effective area. It is different from the contract area.	NO. DATE DESCRIPTION SCALE:	N/A NO: LPC 6



FIRST FLOOR, LOOKING NORTHWEST TOWARDS W. 43RD STREET.



1 First Floor

PROJECT:
510 Fifth Avenue

SHEET NAME:
Interior Existing Conditions

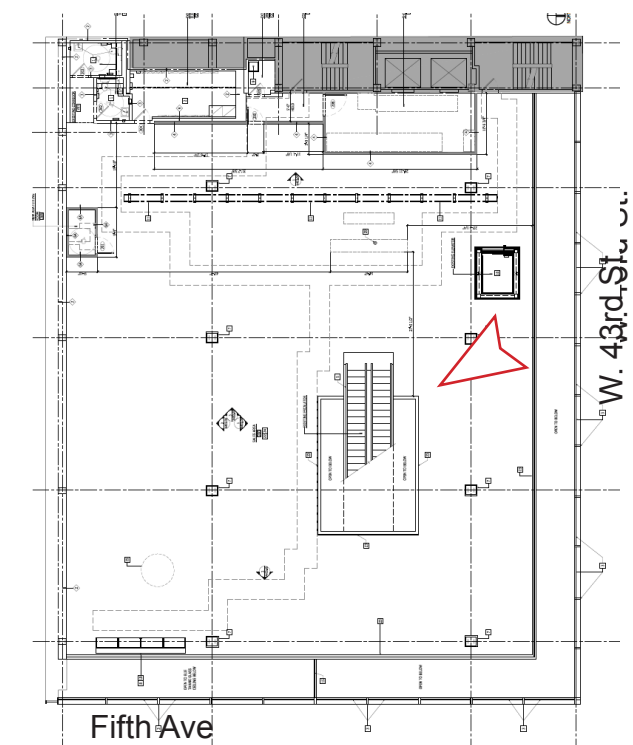


CAD図で描かれているリースライン面積と部屋面積は実効面積です。契約面積とは異なります。
The lease line area and room area drawn in the CAD drawing are the effective area.
It is different from the contract area.

NO.	DATE	DESCRIPTION	SCALE:
			N/A
			NO: LPC 7



SECOND FLOOR, LOOKING SOUTHEAST, WITH ESCALATOR IN FOREGROUND AND BERTOIA SCULPTURE IN BACKGROUND.



1 Second Floor

PROJECT: 510 Fifth Avenue

SHEET NAME: Interior Existing Conditions

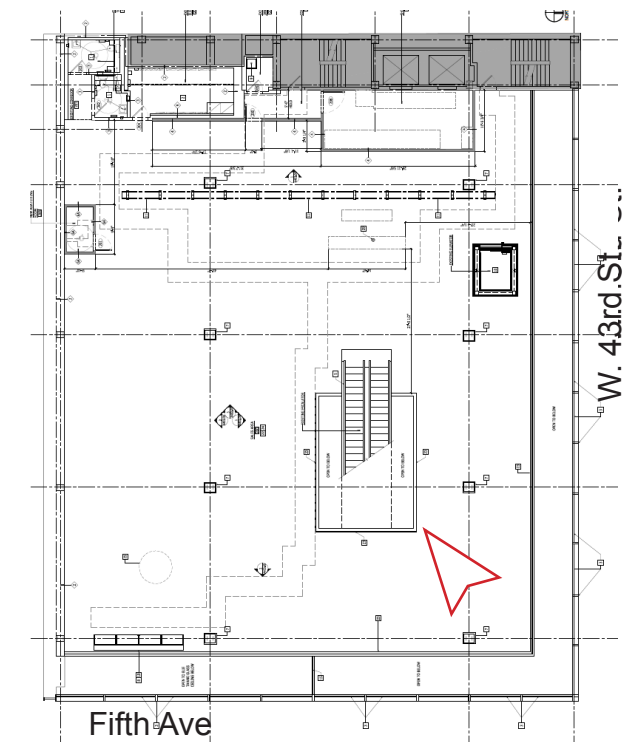


CAD図で描かれているリースライン面積と部屋面積は実効面積です。契約面積とは異なります。
 The lease line area and room area drawn in the CAD drawing are the effective area.
 It is different from the contract area.

NO.	DATE	DESCRIPTION	SCALE:
			N/A
			NO:
			LPC 8



SECOND FLOOR, LOOKING SOUTHWEST, SHOWING THE RELOCATED ESCALATORS AND BERTOIA SCREEN BEYOND.



1 Second Floor

PROJECT: 510 Fifth Avenue

SHEET NAME: Interior Existing Conditions



CAD図で描かれているリースライン面積と部屋面積は実効面積です。契約面積とは異なります。
 The lease line area and room area drawn in the CAD drawing are the effective area.
 It is different from the contract area.

NO.	DATE	DESCRIPTION	SCALE:
			N/A
			NO:
			LPC 9

PRESENTED SEPTEMBER 2024



REVISED PROPOSED



1 Comparative Elevations - FIFTH AVENUE

PROJECT: 510 Fifth Avenue	SHEET NAME: PROPOSED RENDERINGS		CAD図で描かれているリースライン面積と部屋面積は実効面積です。契約面積とは異なります。 The lease line area and room area drawn in the CAD drawing are the effective area. It is different from the contract area.	<table border="1"> <thead> <tr> <th>NO.</th> <th>DATE</th> <th>DESCRIPTION</th> <th>SCALE:</th> </tr> </thead> <tbody> <tr> <td> </td> <td> </td> <td> </td> <td> </td> </tr> <tr> <td> </td> <td> </td> <td> </td> <td> </td> </tr> <tr> <td> </td> <td> </td> <td> </td> <td> </td> </tr> </tbody> </table>	NO.	DATE	DESCRIPTION	SCALE:													NO: N/A LPC 10
NO.	DATE		DESCRIPTION	SCALE:																	

PRESENTED SEPTEMBER 2024



REVISED PROPOSED



1 Comparative Elevations - CORNER

PROJECT:
510 Fifth Avenue

SHEET NAME:
PROPOSED RENDERINGS




CAD図で描かれているリースライン面積と部屋面積は実効面積です。契約面積とは異なります。
The lease line area and room area drawn in the CAD drawing are the effective area.
It is different from the contract area.

NO.	DATE	DESCRIPTION	SCALE:

N/A
NO:
LPC 11

PRESENTED SEPTEMBER 2024



REVISED PROPOSED



1 Comparative Elevations - W. 43RD STREET

PROJECT:
510 Fifth Avenue

SHEET NAME:
PROPOSED RENDERINGS



CAD図で描かれているリースライン面積と部屋面積は実効面積です。契約面積とは異なります。
The lease line area and room area drawn in the CAD drawing are the effective area.
It is different from the contract area.

NO.	DATE	DESCRIPTION	SCALE:

SCALE:
N/A
NO:
LPC 12

PRESENTED SEPTEMBER 2024



1 Fifth Avenue View

PROJECT: 510 Fifth Avenue	SHEET NAME: PROPOSED RENDERINGS		CAD図で描かれているリースライン面積と部屋面積は実効面積です。契約面積とは異なります。 The lease line area and room area drawn in the CAD drawing are the effective area. It is different from the contract area.		<table border="1"> <thead> <tr> <th>NO.</th> <th>DATE</th> <th>DESCRIPTION</th> <th>SCALE</th> </tr> </thead> <tbody> <tr> <td> </td> <td> </td> <td> </td> <td> </td> </tr> <tr> <td> </td> <td> </td> <td> </td> <td> </td> </tr> <tr> <td> </td> <td> </td> <td> </td> <td> </td> </tr> </tbody> </table>	NO.	DATE	DESCRIPTION	SCALE													N/A
NO.	DATE	DESCRIPTION	SCALE																			
					LPC 13																	

REVISED PROPOSED



1 Fifth Avenue View

PROJECT: 510 Fifth Avenue	SHEET NAME: PROPOSED RENDERINGS		CAD図で描かれているリースライン面積と部屋面積は実効面積です。契約面積とは異なります。 The lease line area and room area drawn in the CAD drawing are the effective area. It is different from the contract area.	<table border="1"> <thead> <tr> <th>NO.</th> <th>DATE</th> <th>DESCRIPTION</th> <th>SCALE</th> </tr> </thead> <tbody> <tr><td> </td><td> </td><td> </td><td> </td></tr> <tr><td> </td><td> </td><td> </td><td> </td></tr> <tr><td> </td><td> </td><td> </td><td> </td></tr> </tbody> </table>	NO.	DATE	DESCRIPTION	SCALE													NO: N/A LPC 14
NO.	DATE	DESCRIPTION	SCALE																		

PRESENTED SEPTEMBER 2024



1 Corner View

PROJECT:
510 Fifth Avenue

SHEET NAME:
PROPOSED RENDERINGS



CAD図で描かれているリースライン面積と部屋面積は実効面積です。契約面積とは異なります。
The lease line area and room area drawn in the CAD drawing are the effective area.
It is different from the contract area.

NO.	DATE	DESCRIPTION	SCALE:
			N/A
			NO:
			LPC 15

REVISED PROPOSED



1 Corner View

PROJECT:
510 Fifth Avenue


SHEET NAME:
PROPOSED RENDERINGS



CAD図で描かれているリースライン面積と部屋面積は実効面積です。契約面積とは異なります。
The lease line area and room area drawn in the CAD drawing are the effective area.
It is different from the contract area.

NO.	DATE	DESCRIPTION	SCALE:
			N/A
			NO:
			LPC 16

PRESENTED SEPTEMBER 2024



1 43rd Street View

PROJECT:
510 Fifth Avenue

SHEET NAME:
PROPOSED RENDERINGS




CAD図で描かれているリースライン面積と部屋面積は実効面積です。契約面積とは異なります。
The lease line area and room area drawn in the CAD drawing are the effective area.
It is different from the contract area.

NO.	DATE	DESCRIPTION	SCALE:
			N/A

NO:
LPC 17

REVISED PROPOSED



1 43rd Street View

PROJECT: 510 Fifth Avenue

SHEET NAME: PROPOSED RENDERINGS



CAD図で描かれているリースライン面積と部屋面積は実効面積です。契約面積とは異なります。
 The lease line area and room area drawn in the CAD drawing are the effective area.
 It is different from the contract area.

NO.	DATE	DESCRIPTION	SCALE:
			N/A

NO: LPC 18

PRESENTED SEPTEMBER 2024



1 Interior Second Floor

PROJECT:
510 Fifth Avenue

SHEET NAME:
PROPOSED RENDERINGS



CAD図で描かれているリースライン面積と部屋面積は実効面積です。契約面積とは異なります。
The lease line area and room area drawn in the CAD drawing are the effective area.
It is different from the contract area.

NO.	DATE	DESCRIPTION	SCALE:

SCALE:
N/A
NO:
LPC 19

REVISED PROPOSED



1 Interior Second Floor

PROJECT:
510 Fifth Avenue

SHEET NAME:
PROPOSED RENDERINGS




CAD図で描かれているリースライン面積と部屋面積は実効面積です。契約面積とは異なります。
The lease line area and room area drawn in the CAD drawing are the effective area.
It is different from the contract area.

NO.	DATE	DESCRIPTION	SCALE:

N/A
NO:
LPC 20

PRESENTED SEPTEMBER 2024



1 Interior Second Floor

PROJECT:
510 Fifth Avenue

SHEET NAME:
PROPOSED RENDERINGS



CAD図で描かれているリースライン面積と部屋面積は実効面積です。契約面積とは異なります。
The lease line area and room area drawn in the CAD drawing are the effective area.
It is different from the contract area.

NO.	DATE	DESCRIPTION	SCALE:

N/A
NO:
LPC 21

REVISED PROPOSED



1 Interior Second Floor

PROJECT:
510 Fifth Avenue

SHEET NAME:
PROPOSED RENDERINGS

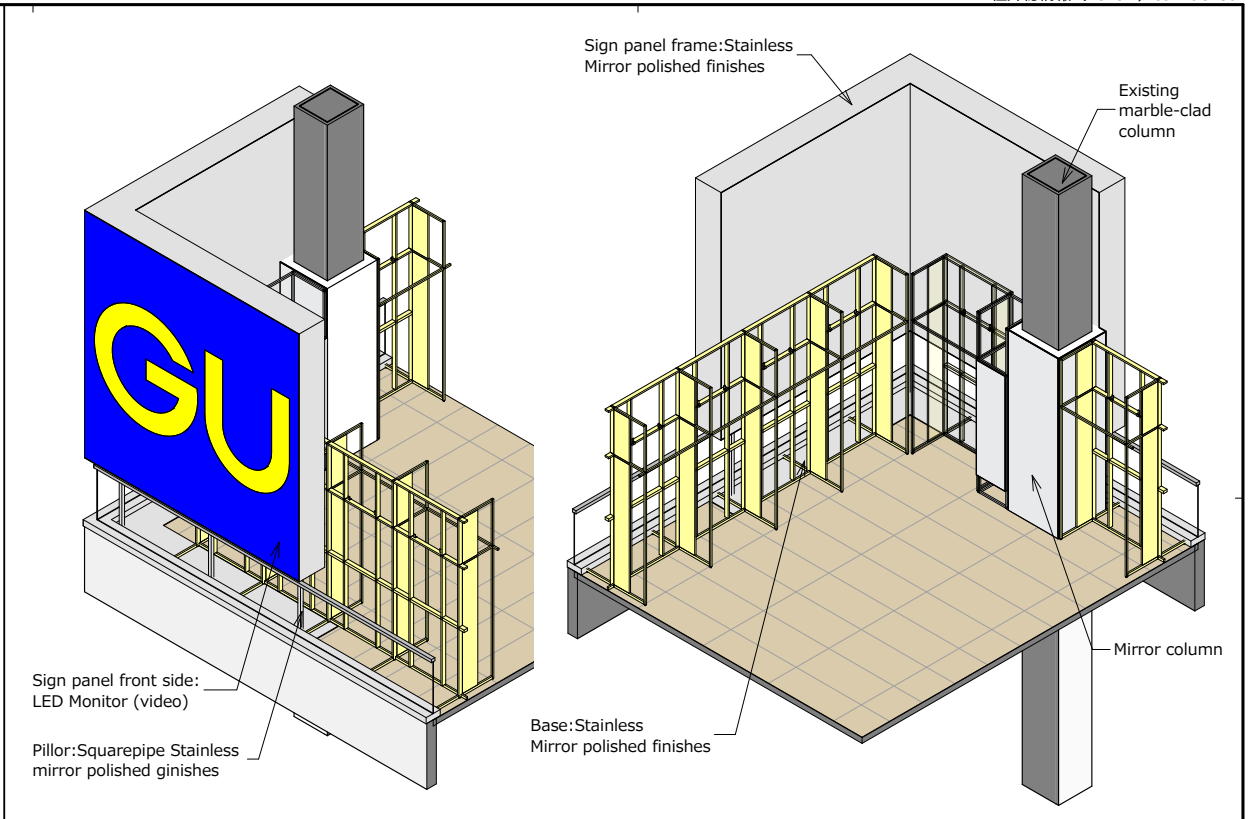
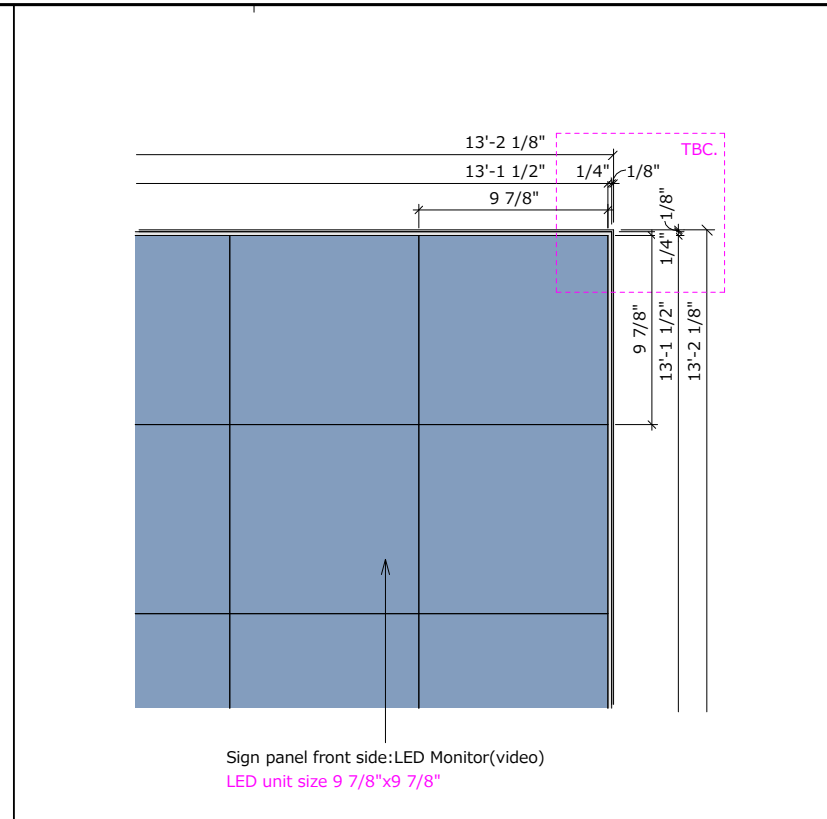
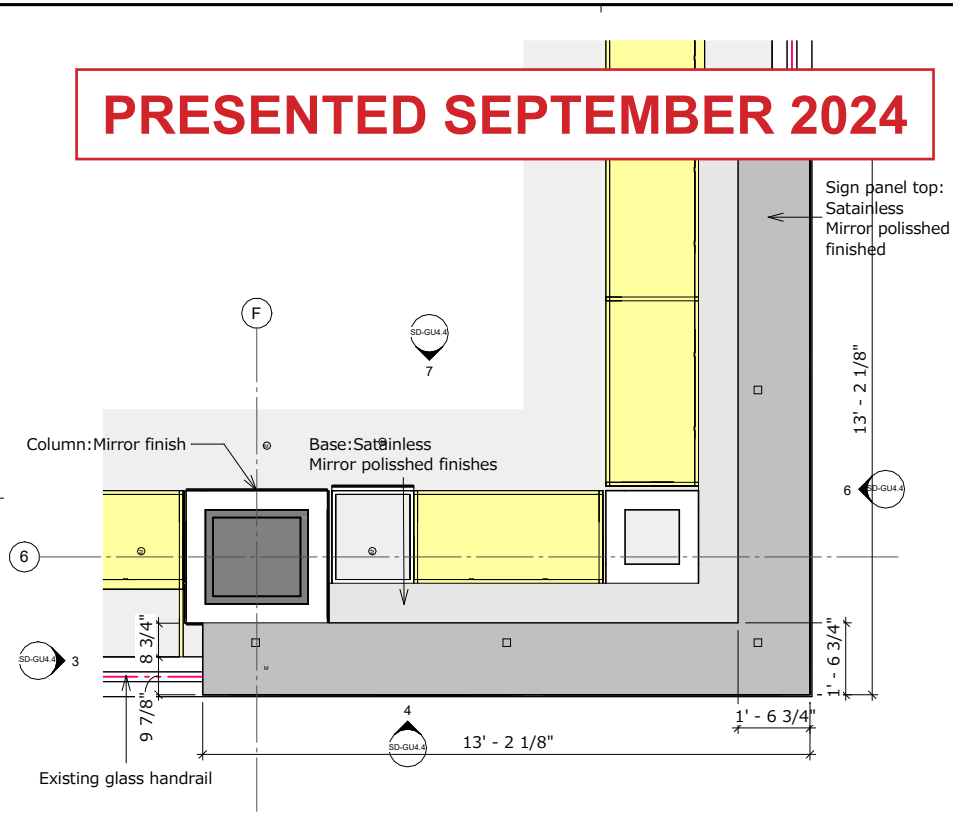


CAD図で描かれているリースライン面積と部屋面積は実効面積です。契約面積とは異なります。
The lease line area and room area drawn in the CAD drawing are the effective area.
It is different from the contract area.

NO.	DATE	DESCRIPTION	SCALE:

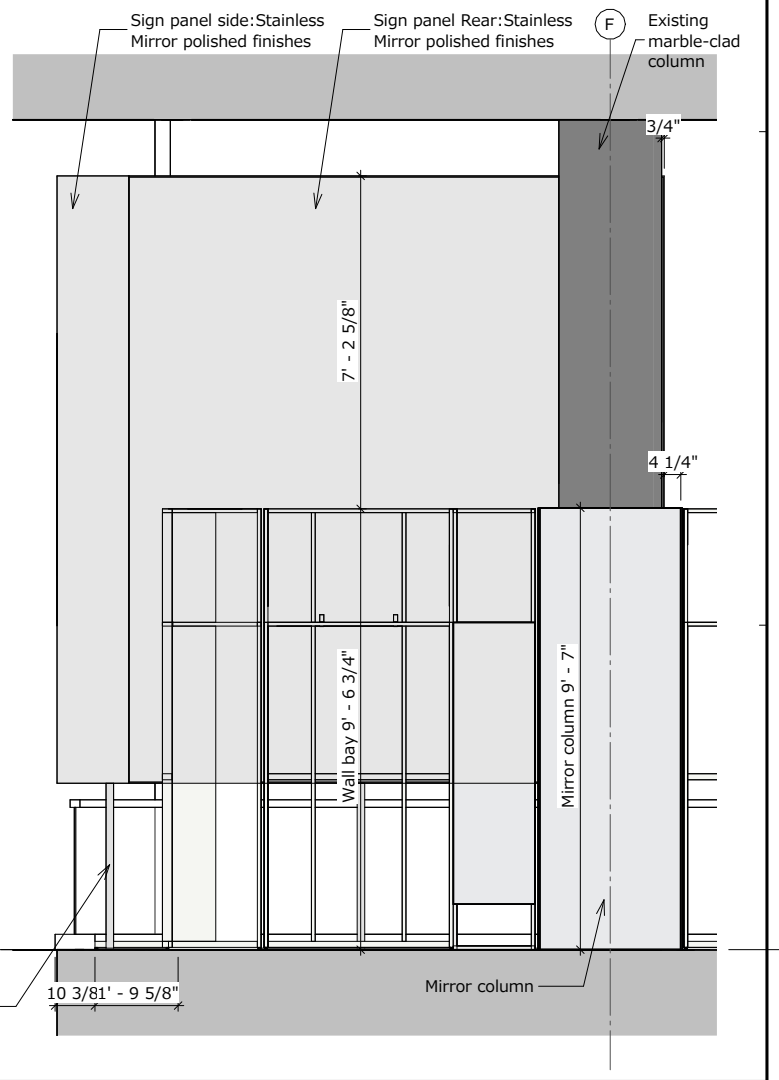


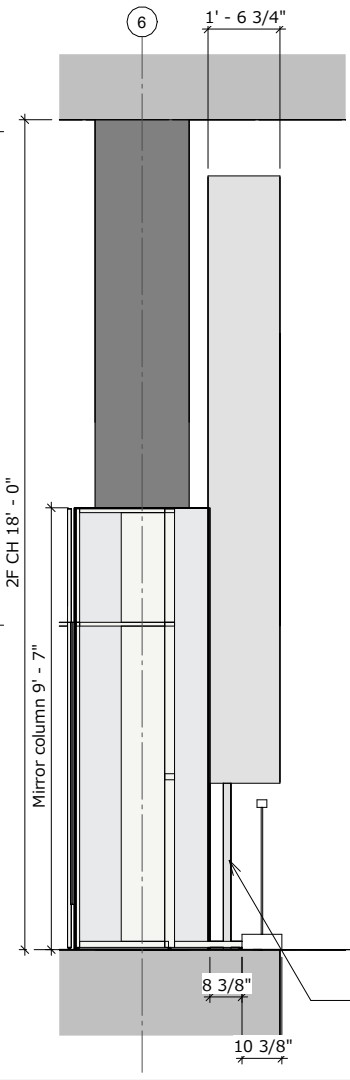
N/A
NO:
LPC 22

PRESENTED SEPTEMBER 2024



1 PLAN - 1 : 50

2 DETAILS - 1 : 10



3 ELEVATION-A - 1 : 50

4 ELEVATION-B - 1 : 50

6 ELEVATION-C - 1 : 50

7 ELEVATION-D - 1 : 50

PROJECT: 510 Fifth Avenue
PROJECT NUMBER: Project Number

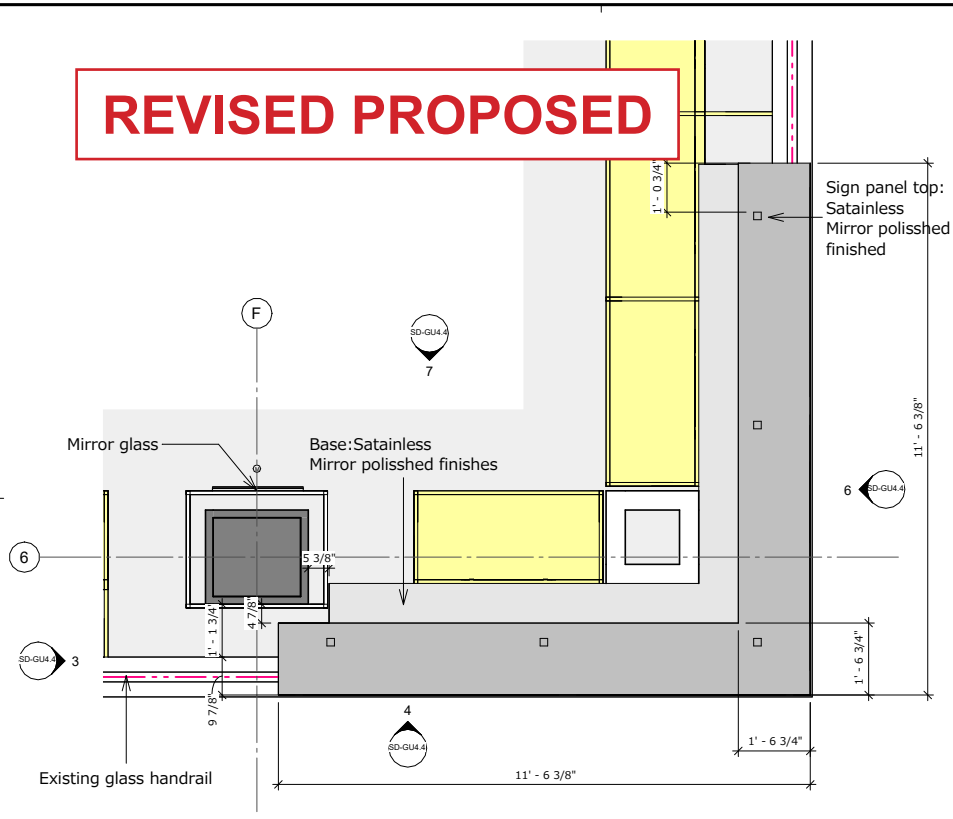
SHEET NAME: LED MONITOR DETAILS
PM: Author



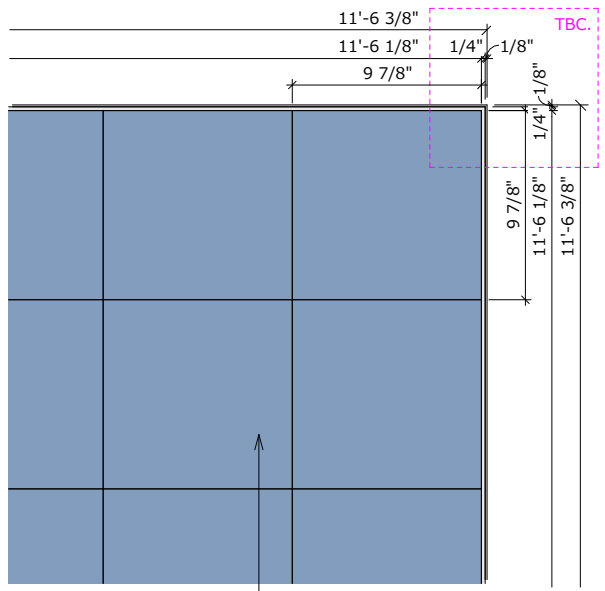
CAD図で描かれているリースライン面積と部屋面積は実効面積です。契約面積とは異なります。
The lease line area and room area drawn in the CAD drawing are the effective area.
It is different from the contract area.

NO.	DATE	DESCRIPTION	SCALE:
			図面表記による
			NO. SD-GU4.4

REVISED PROPOSED

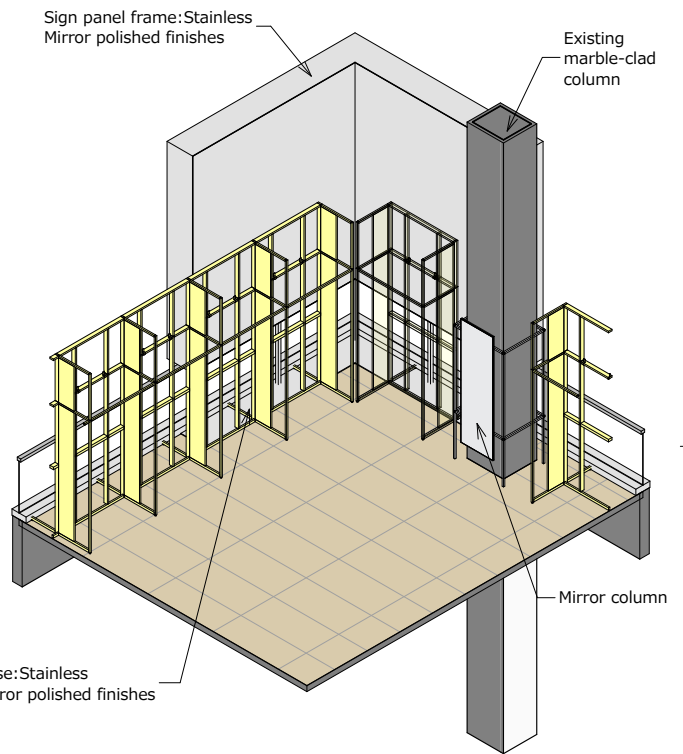
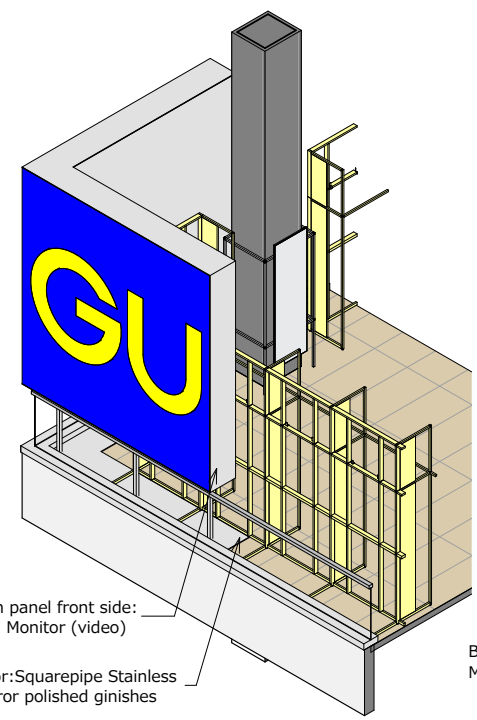


1 PLAN - 1 : 50

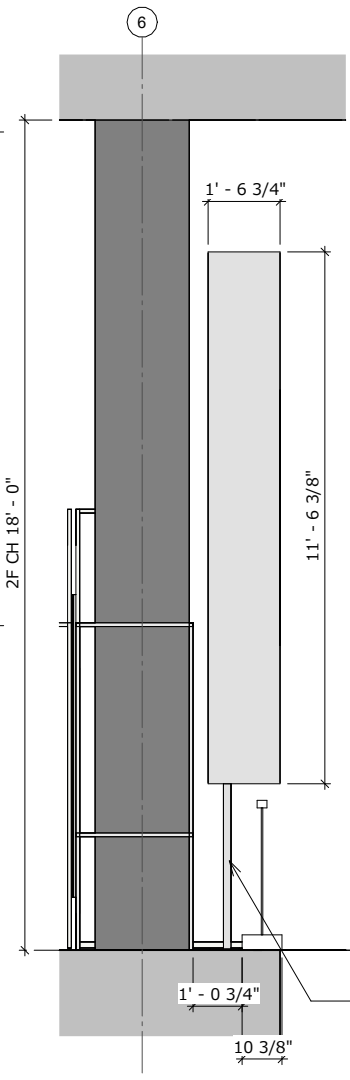


Sign panel front side: LED Monitor (video)
LED unit size 9 7/8"x9 7/8"


2 DETAILS - 1 : 10




Base: Stainless Mirror polished finishes



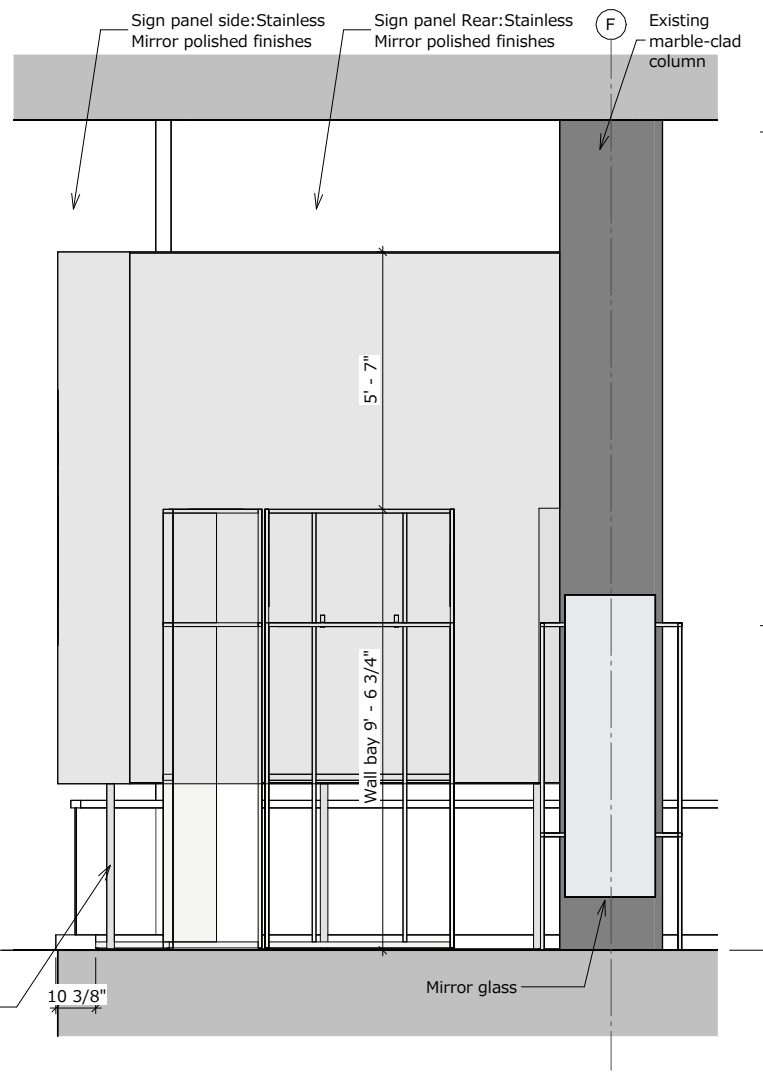
3 ELEVATION-A - 1 : 50



4 ELEVATION-B - 1 : 50



6 ELEVATION-C - 1 : 50



7 ELEVATION-D - 1 : 50

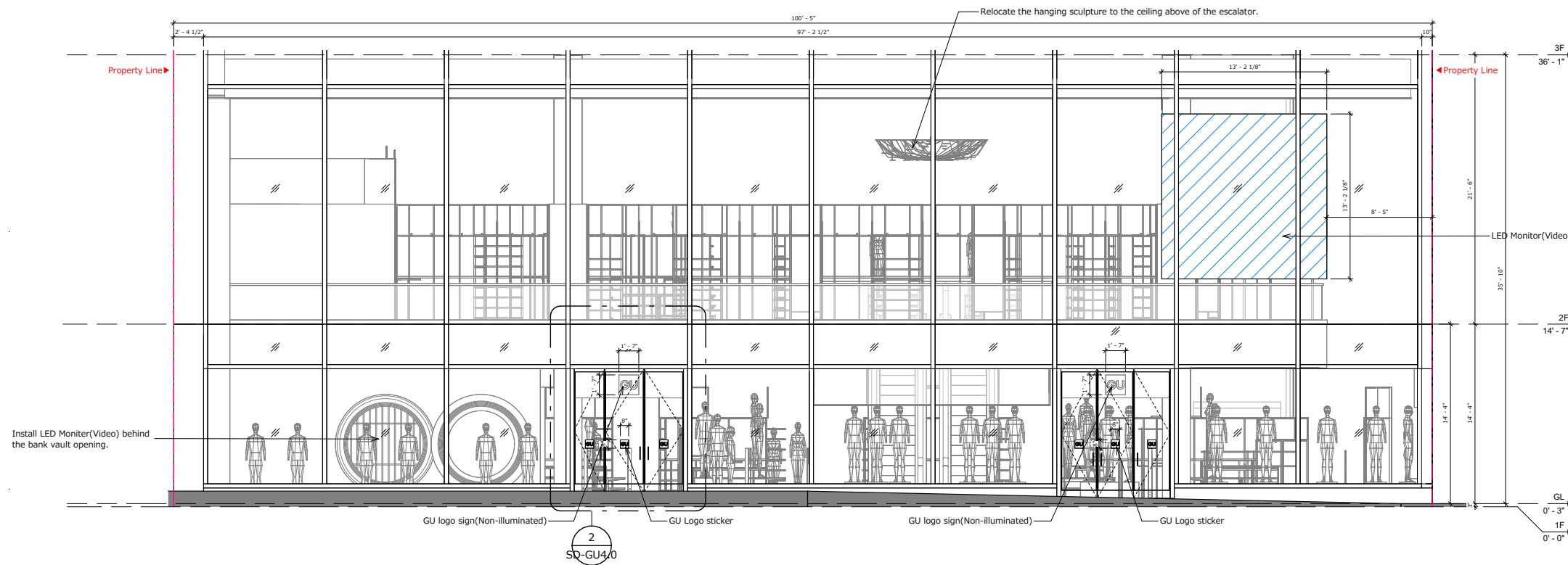
PROJECT: 510 Fifth Avenue
PROJECT NUMBER: Project Number

SHEET NAME: LED MONITOR DETAILS
PM: Author

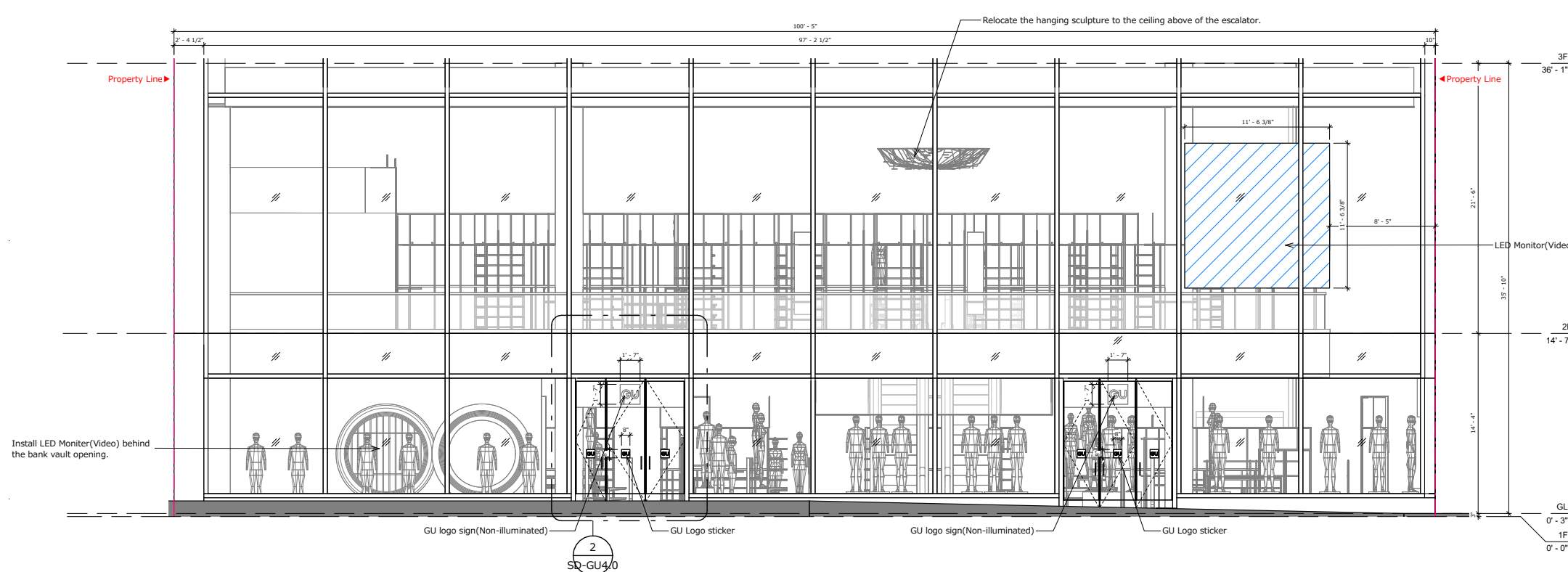


CAD図で描かれているリースライン面積と部屋面積は実効面積です。契約面積とは異なります。
The lease line area and room area drawn in the CAD drawing are the effective area.
It is different from the contract area.

NO.	DATE	DESCRIPTION	SCALE:
			図面表記による
			NO. SD-GU4.4



PRESENTED SEPTEMBER 2024



REVISED PROPOSED

1 FIFTH AVENUE COMPARISON

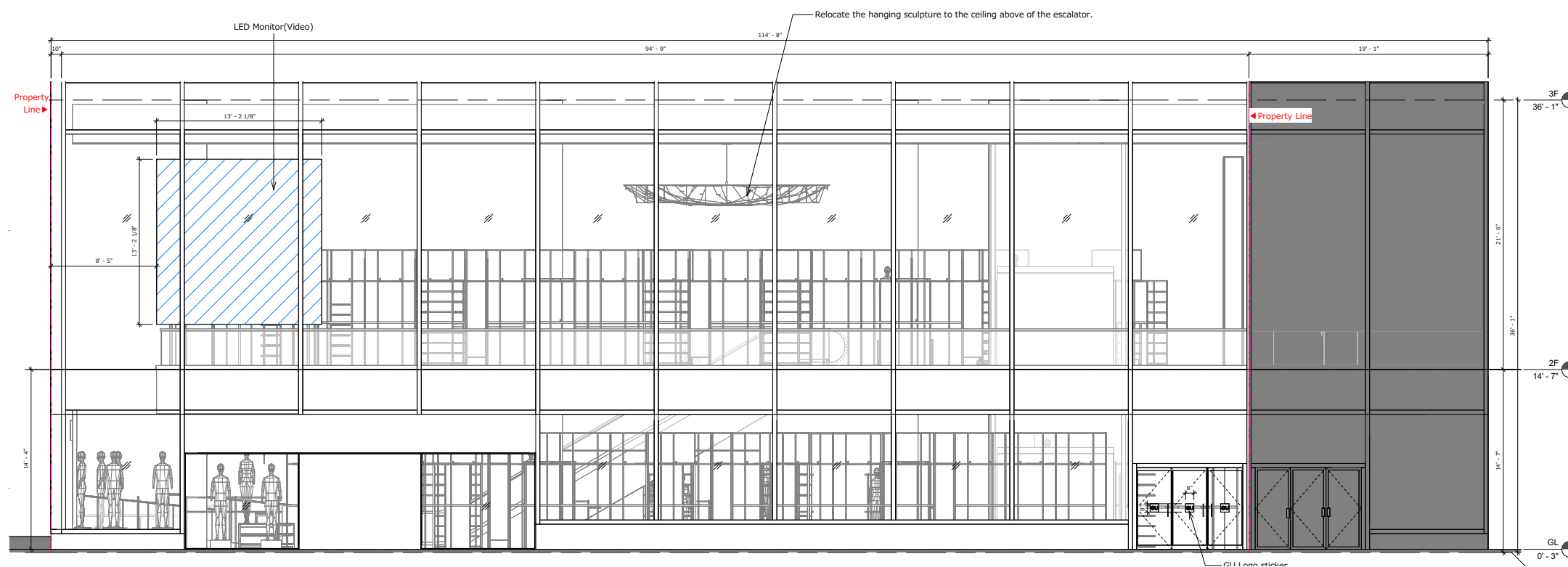
PROJECT: 510 Fifth Avenue

SHEET NAME: SIGNAGE AREA ELEVATIONS

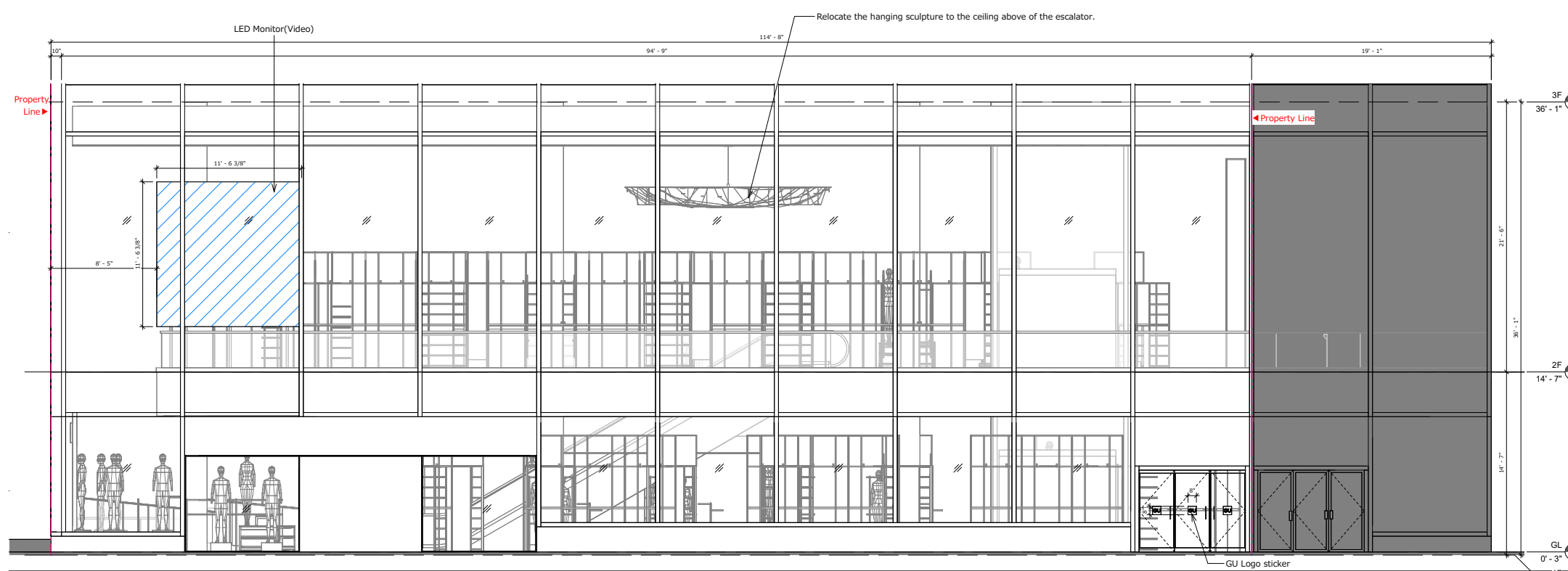


CAD図で描かれているリースライン面積と部屋面積は実効面積です。契約面積とは異なります。
 The lease line area and room area drawn in the CAD drawing are the effective area.
 It is different from the contract area.

NO.	DATE	DESCRIPTION	SCALE:
			N/A
			LPC 25



PRESENTED SEPTEMBER 2024



REVISED PROPOSED

1 43RD STREET COMPARISON

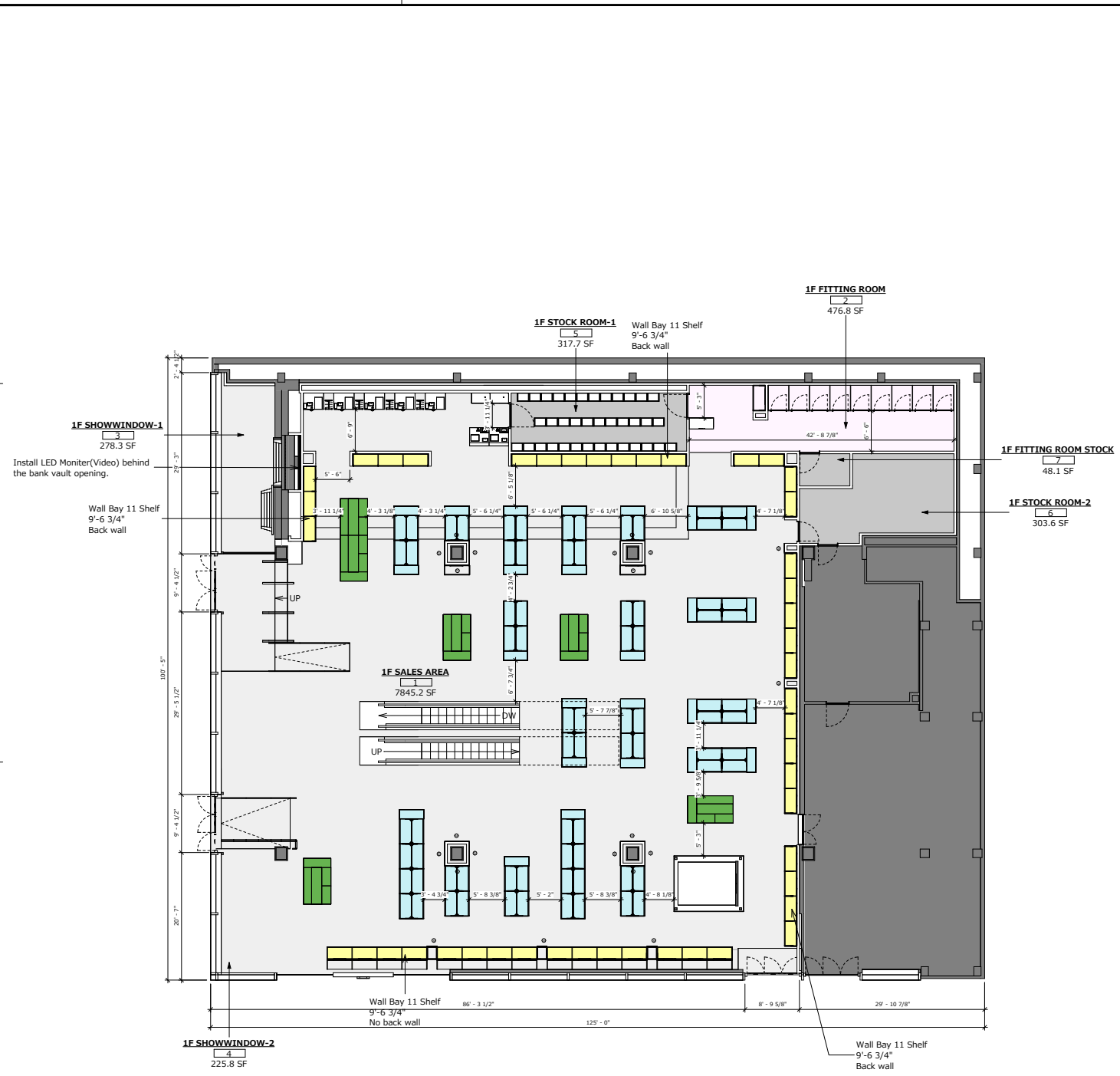
PROJECT:
510 Fifth Avenue

SHEET NAME:
SIGNAGE AREA ELEVATIONS

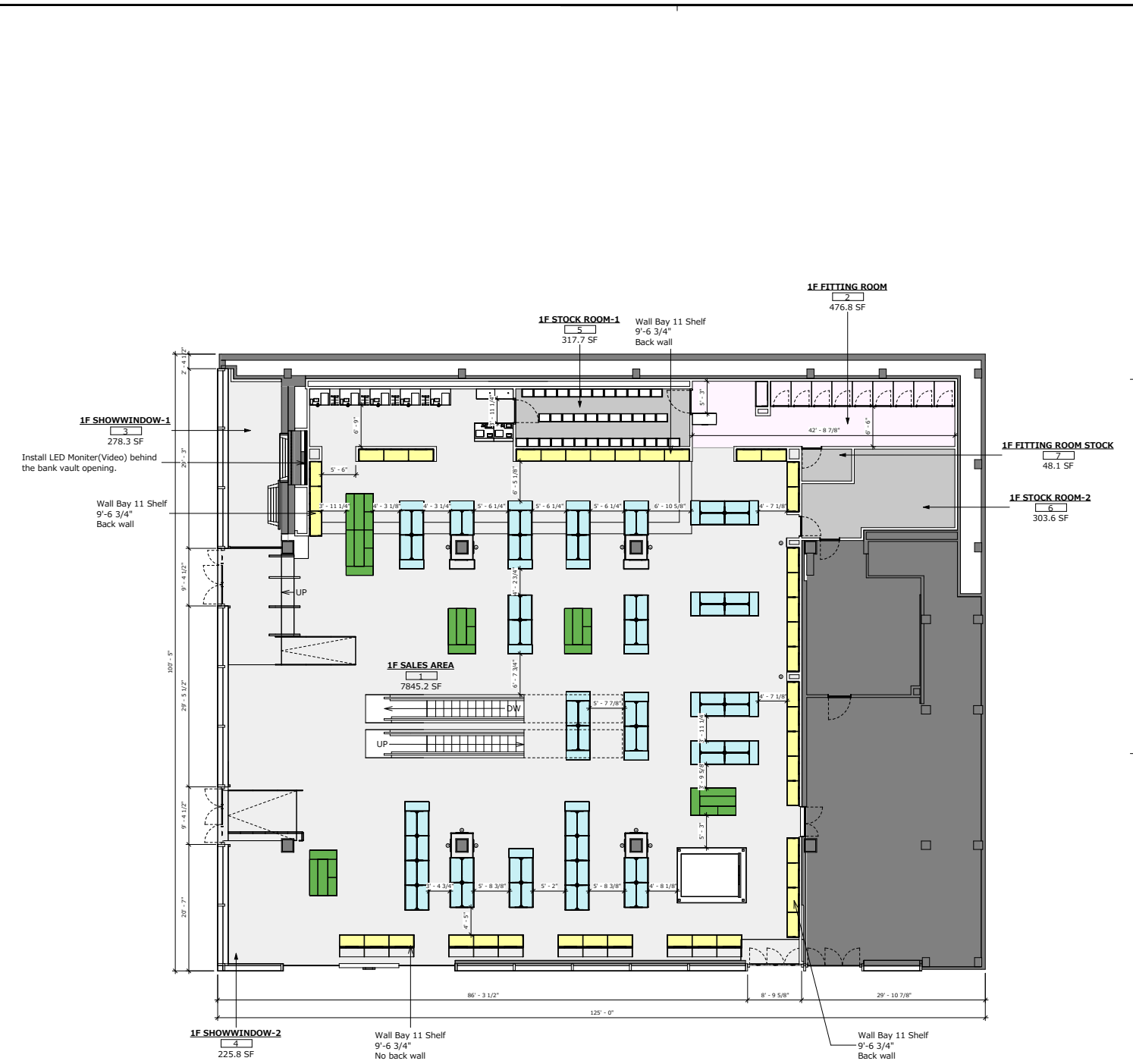


CAD図で描かれているリースライン面積と部屋面積は実効面積です。契約面積とは異なります。
The lease line area and room area drawn in the CAD drawing are the effective area.
It is different from the contract area.

NO.	DATE	DESCRIPTION	SCALE:
			N/A
			LPC 26



PRESENTED SEPTEMBER 2024



REVISED PROPOSED

1 REVISION - COMPARISON

PROJECT:
510 Fifth Avenue

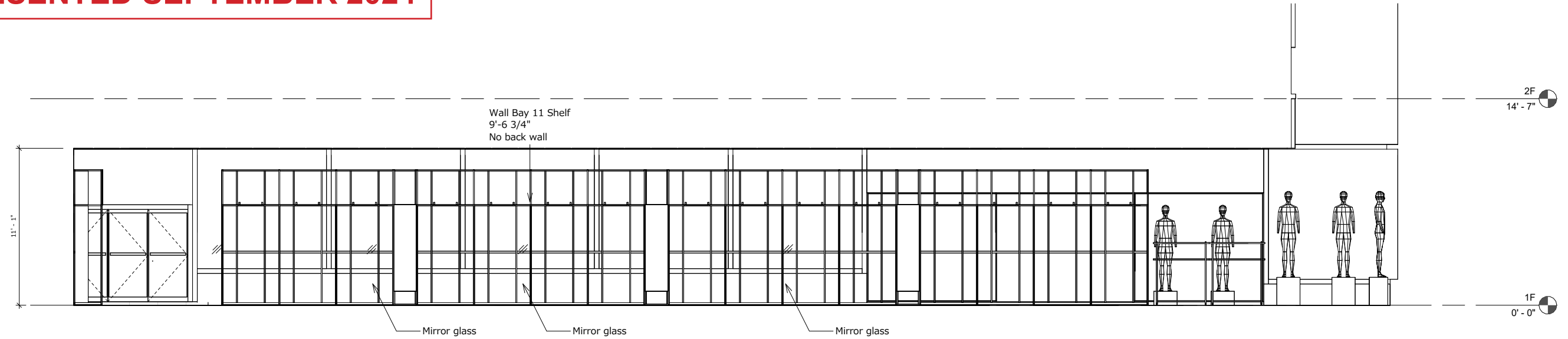
SHEET NAME:
FIRST FLOOR PLAN



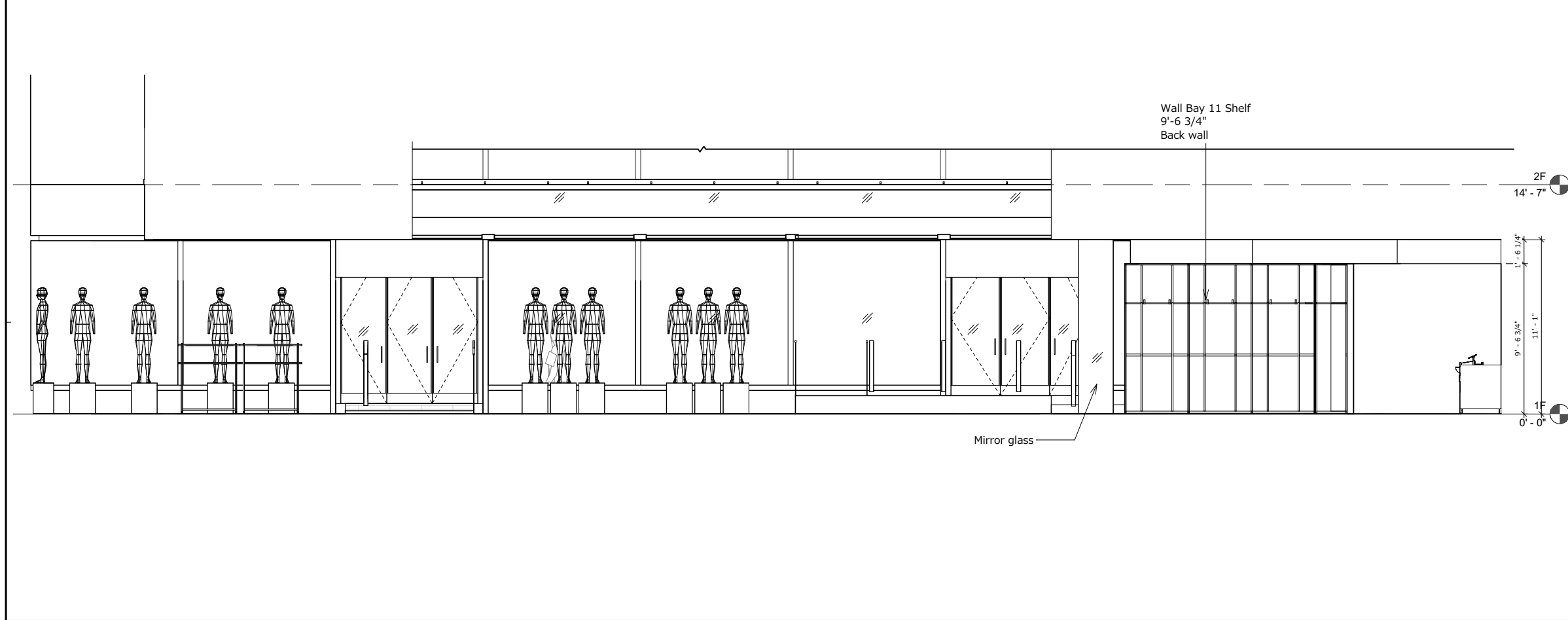
CAD図で描かれているリースライン面積と部屋面積は実効面積です。契約面積とは異なります。
The lease line area and room area drawn in the CAD drawing are the effective area.
It is different from the contract area.

NO.	DATE	DESCRIPTION	SCALE:
			N/A
			LPC 27

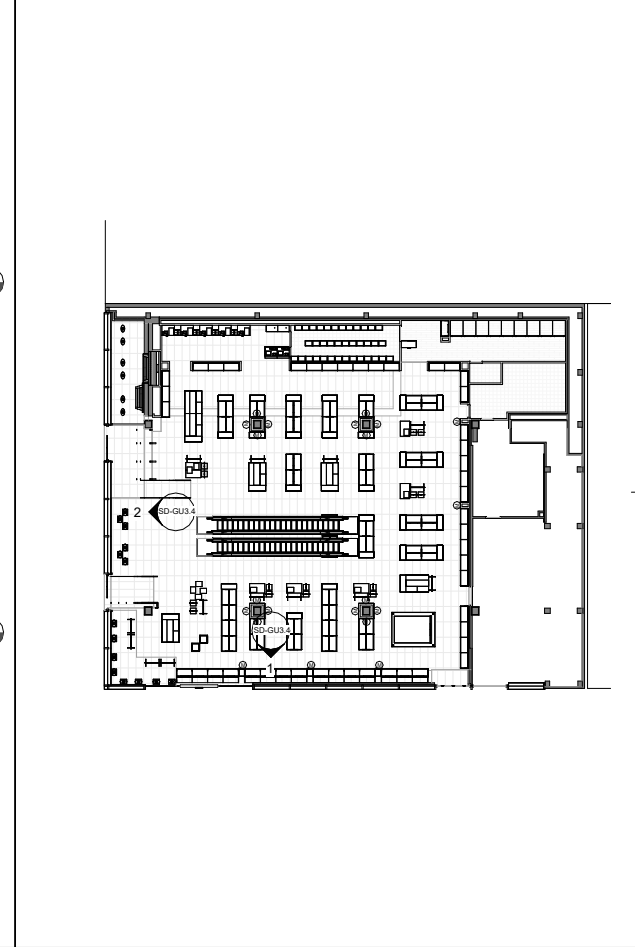
PRESENTED SEPTEMBER 2024



1 1F INTERIOR ELEVATION-4 - 1/8" = 1'-0"



2 1F INTERIOR ELEVATION-5 - 1/8" = 1'-0"



3 KEY PLAN 1F - 1" = 50'-0"

PROJECT: 510 Fifth Avenue
 PROJECT NUMBER: Project Number

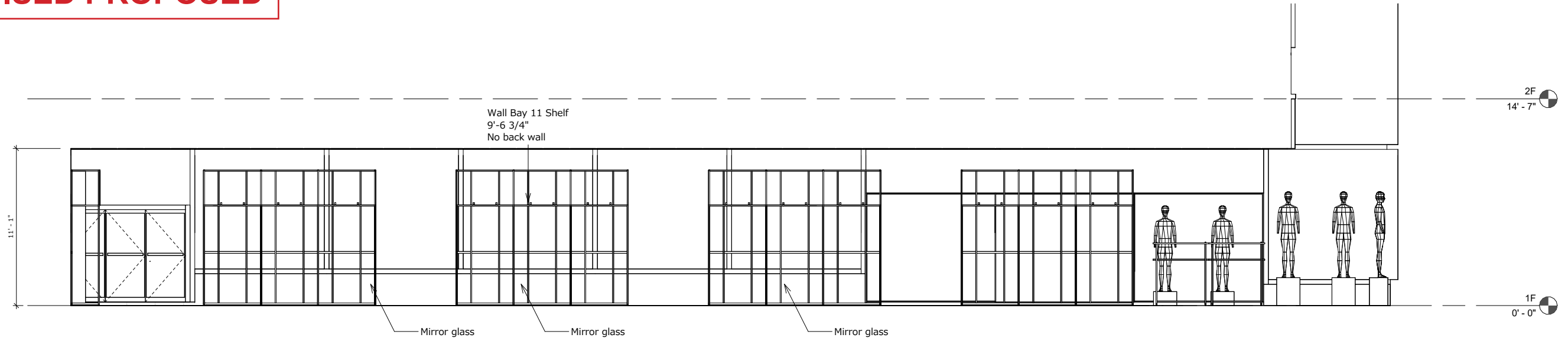
SHEET NAME: INTERIOR ELEVATION
 PM: Author



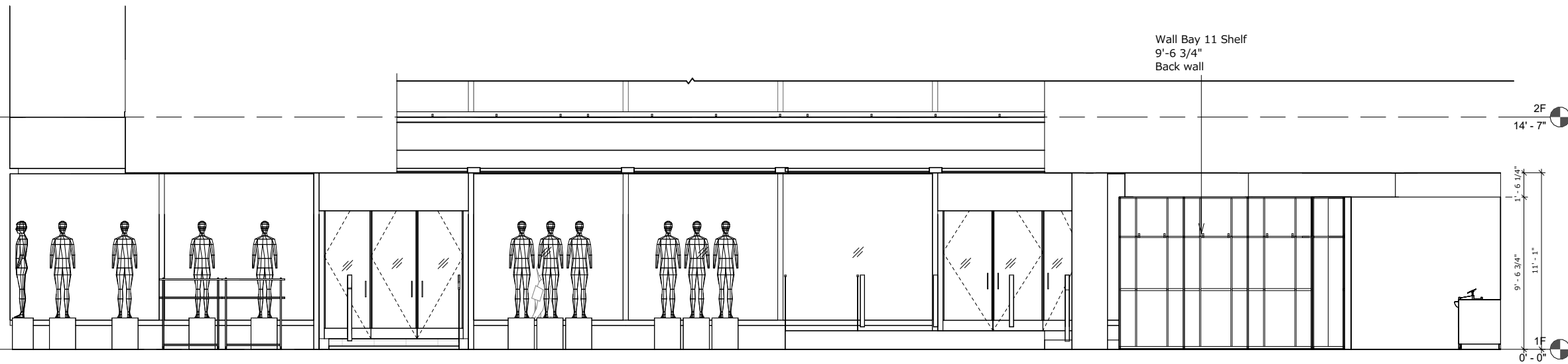
CAD図で描かれているリースライン面積と部屋面積は実効面積です。契約面積とは異なります。
 The lease line area and room area drawn in the CAD drawing are the effective area.
 It is different from the contract area.

NO.	DATE	DESCRIPTION	SCALE:
			図面表記による
			NO. SD-GU3.4

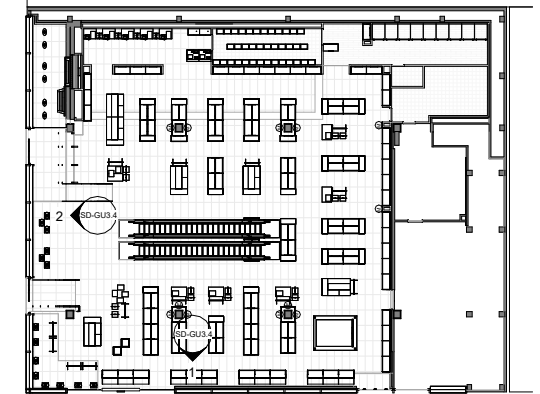
REVISED PROPOSED



1 1F INTERIOR ELEVATION-4 - 1/8" = 1'-0"



2 1F INTERIOR ELEVATION-5 - 1/8" = 1'-0"



3 KEY PLAN 1F - 1" = 50'-0"

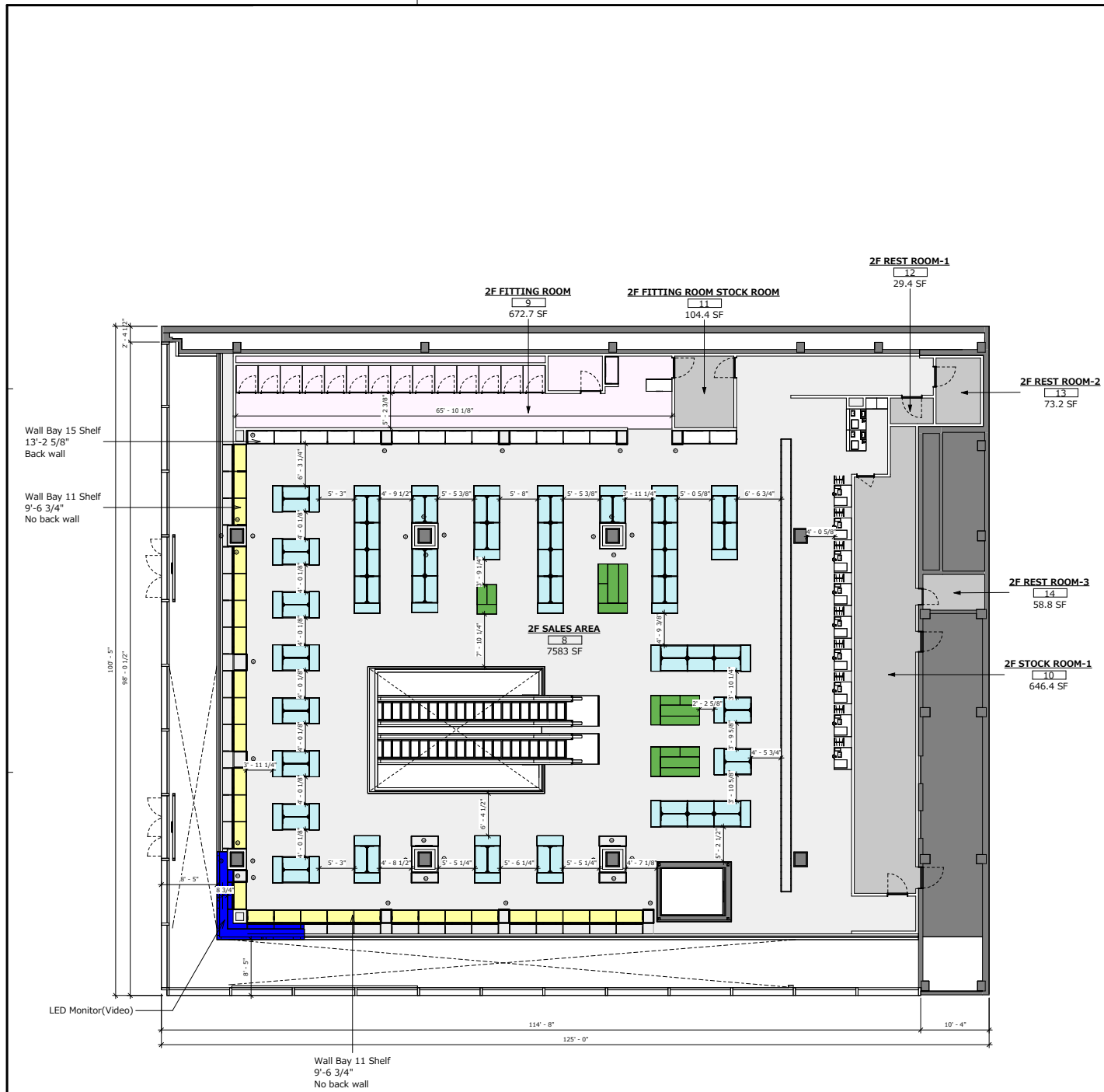
PROJECT: 510 Fifth Avenue
PROJECT NUMBER: Project Number

SHEET NAME: INTERIOR ELEVATION
PM: Author

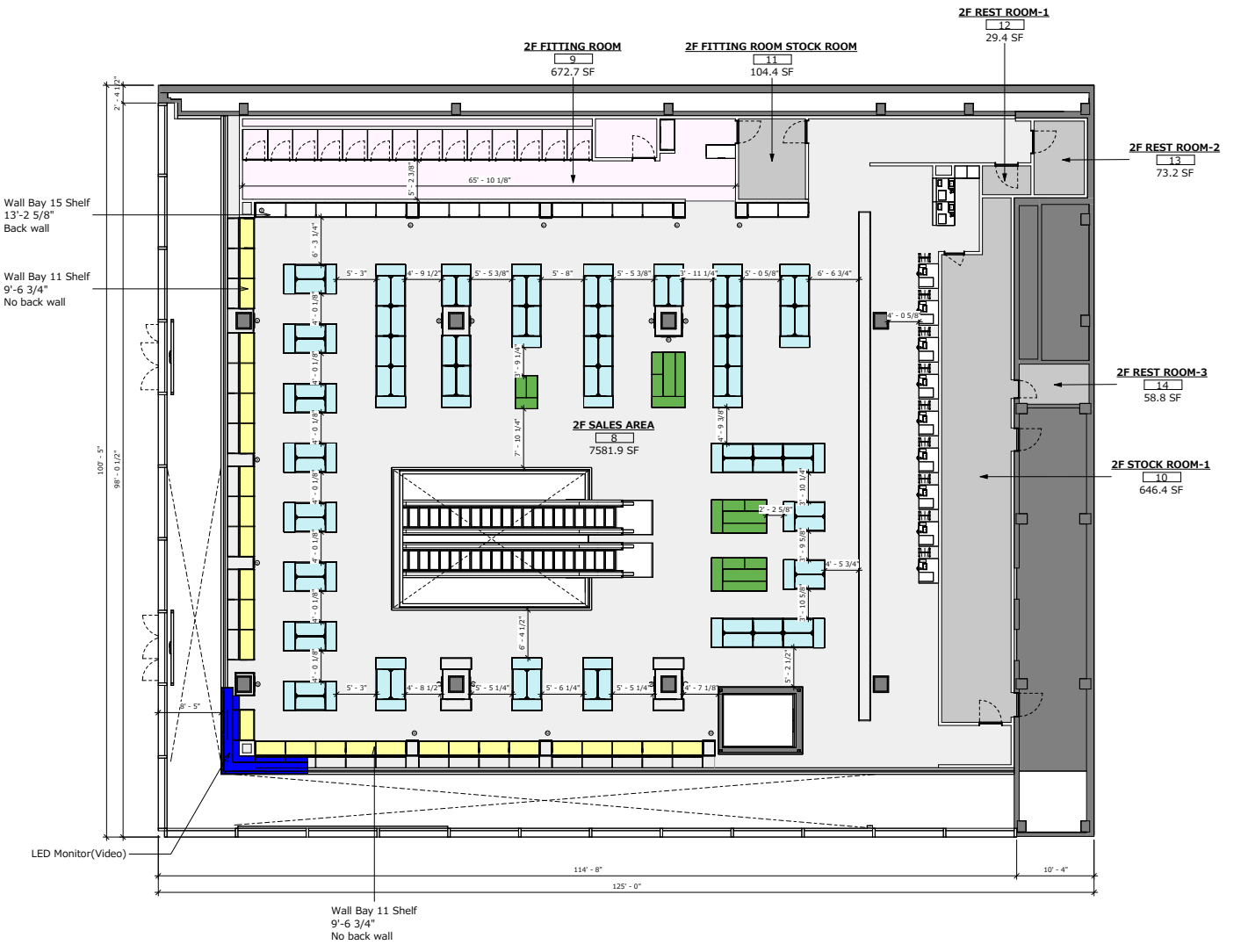


CAD図で描かれているリースライン面積と部屋面積は実効面積です。契約面積とは異なります。
The lease line area and room area drawn in the CAD drawing are the effective area.
It is different from the contract area.

NO.	DATE	DESCRIPTION	SCALE:
			図面表記による
			NO: SD-GU3.4



PRESENTED SEPTEMBER 2024



REVISED PROPOSED

1 REVISION - COMPARISON

PROJECT:
510 Fifth Avenue

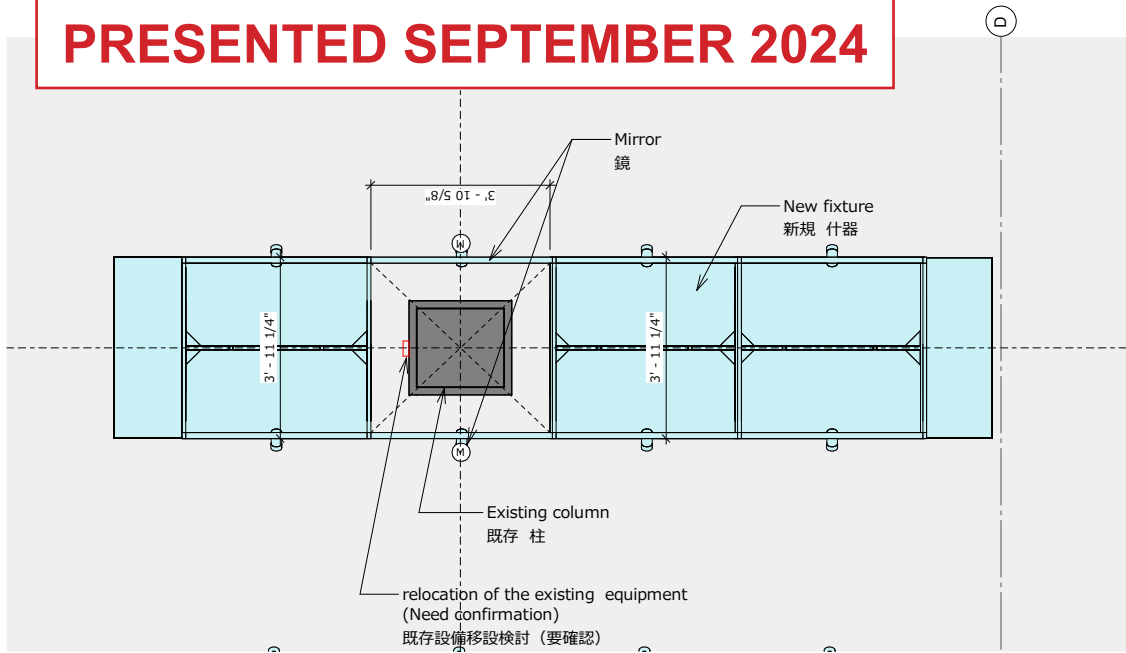
SHEET NAME:
SECOND FLOOR PLAN



CAD図で描かれているリースライン面積と部屋面積は実効面積です。契約面積とは異なります。
The lease line area and room area drawn in the CAD drawing are the effective area.
It is different from the contract area.

NO.	DATE	DESCRIPTION	SCALE:
			N/A
			LPC 30

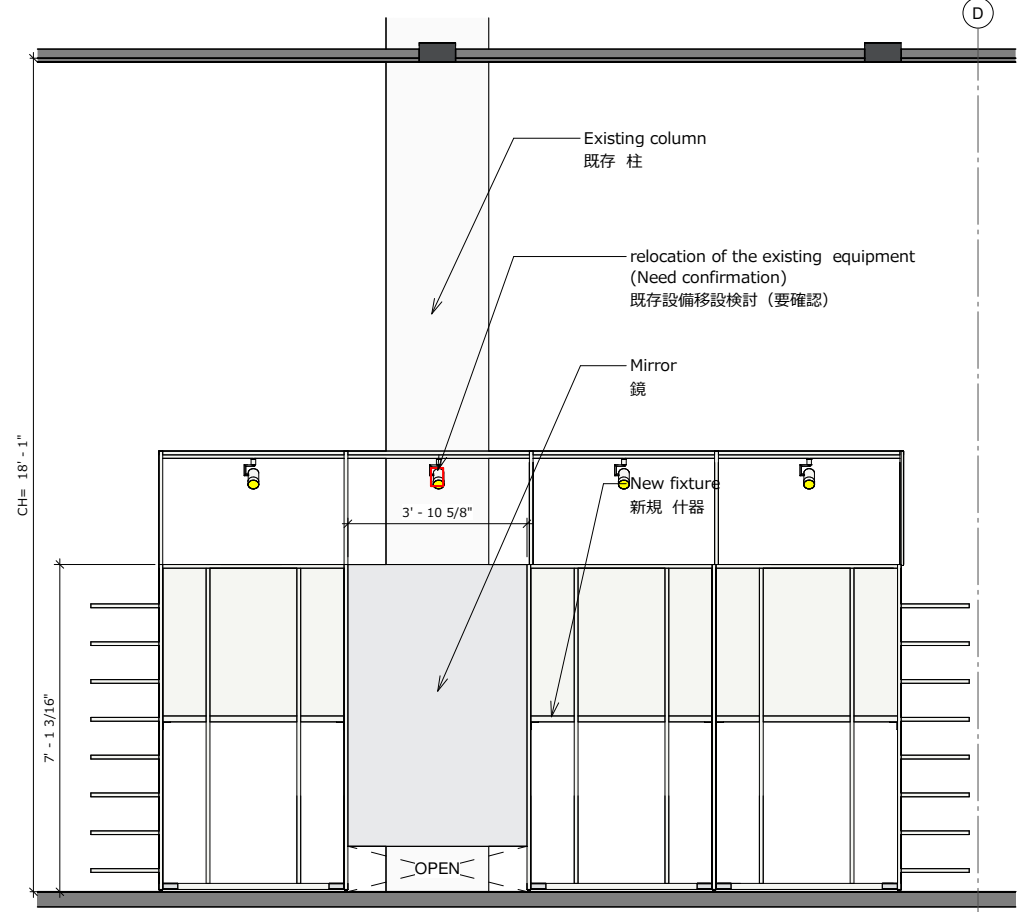
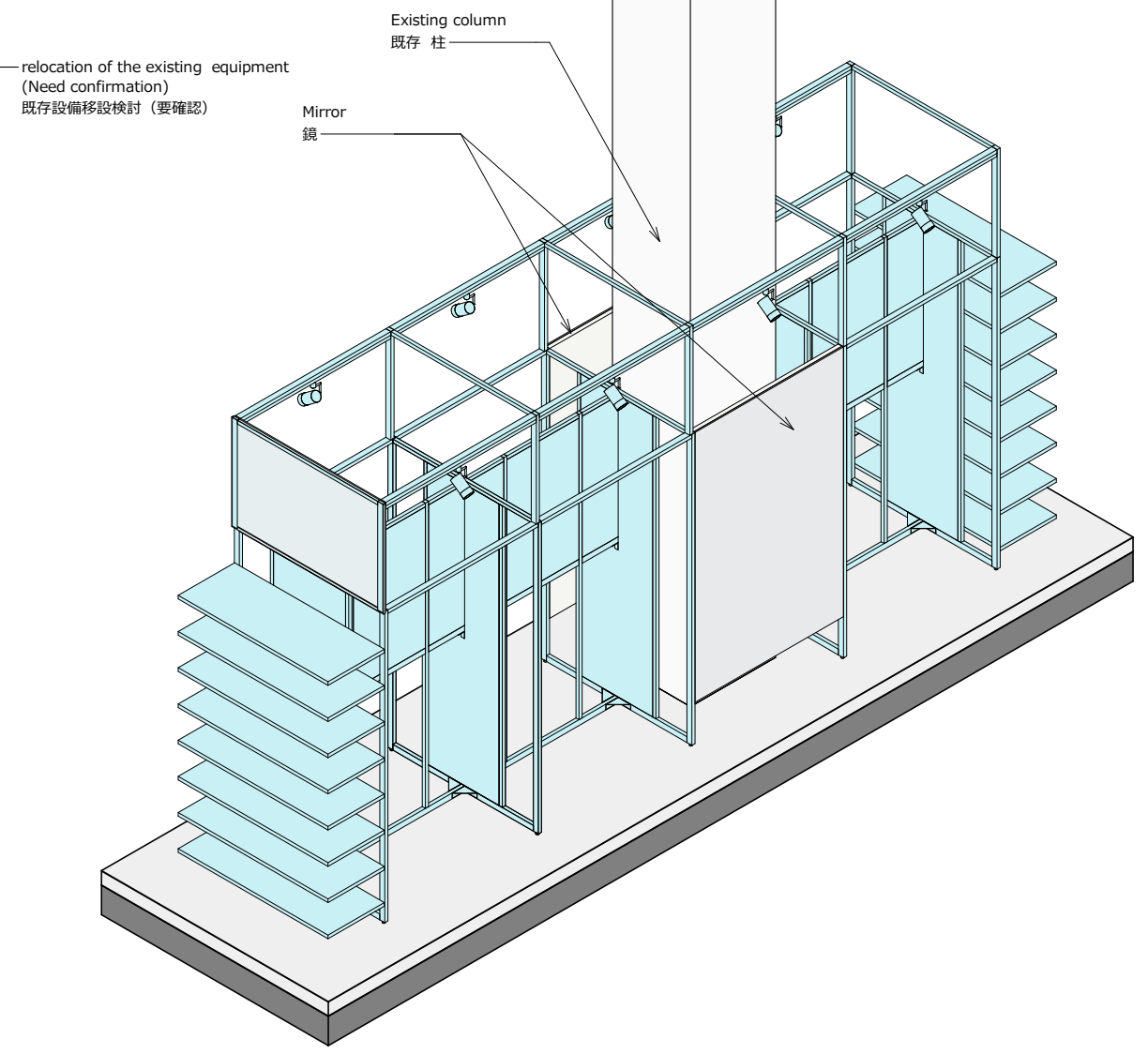

PRESENTED SEPTEMBER 2024



PLAN - 1 : 50



Existing photo



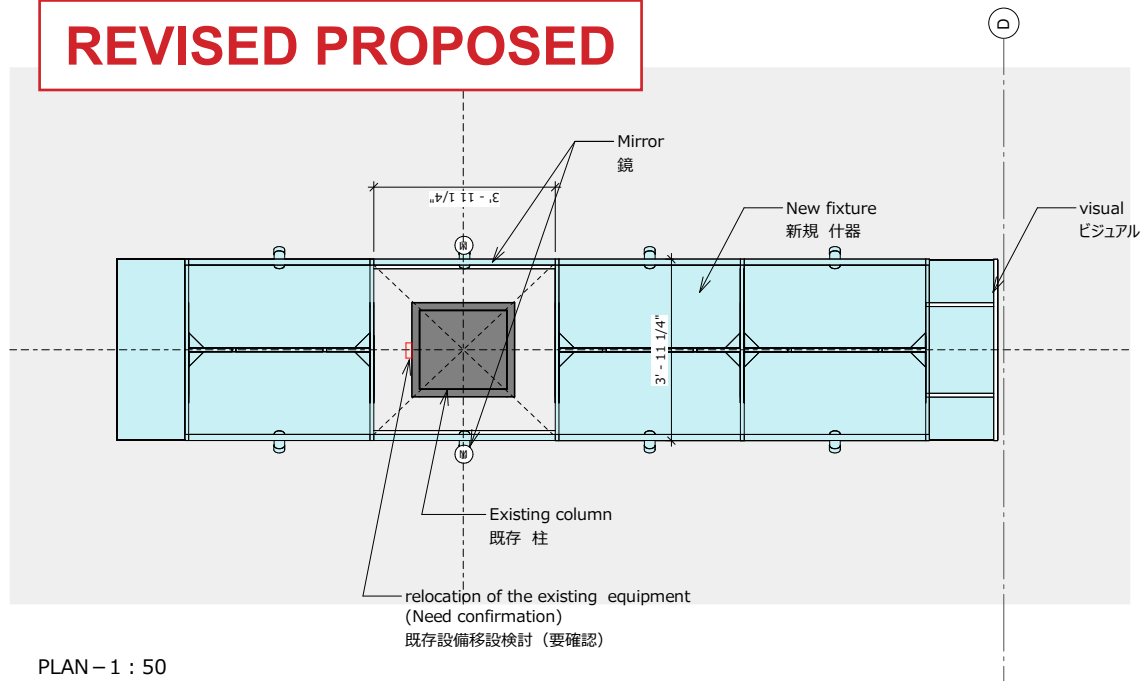
2F column Plan-B Elevation-1 - 1 : 50

PROJECT: 510 Fifth Avenue	SHEET NAME: SECOND FLOOR FIXTURES AT COLUMNS
PROJECT NUMBER:	PM: Author




NO.	DATE	DESCRIPTION	SCALE:
	24.08.01		1 : 50
	24.08.27		
			NO: 5-2

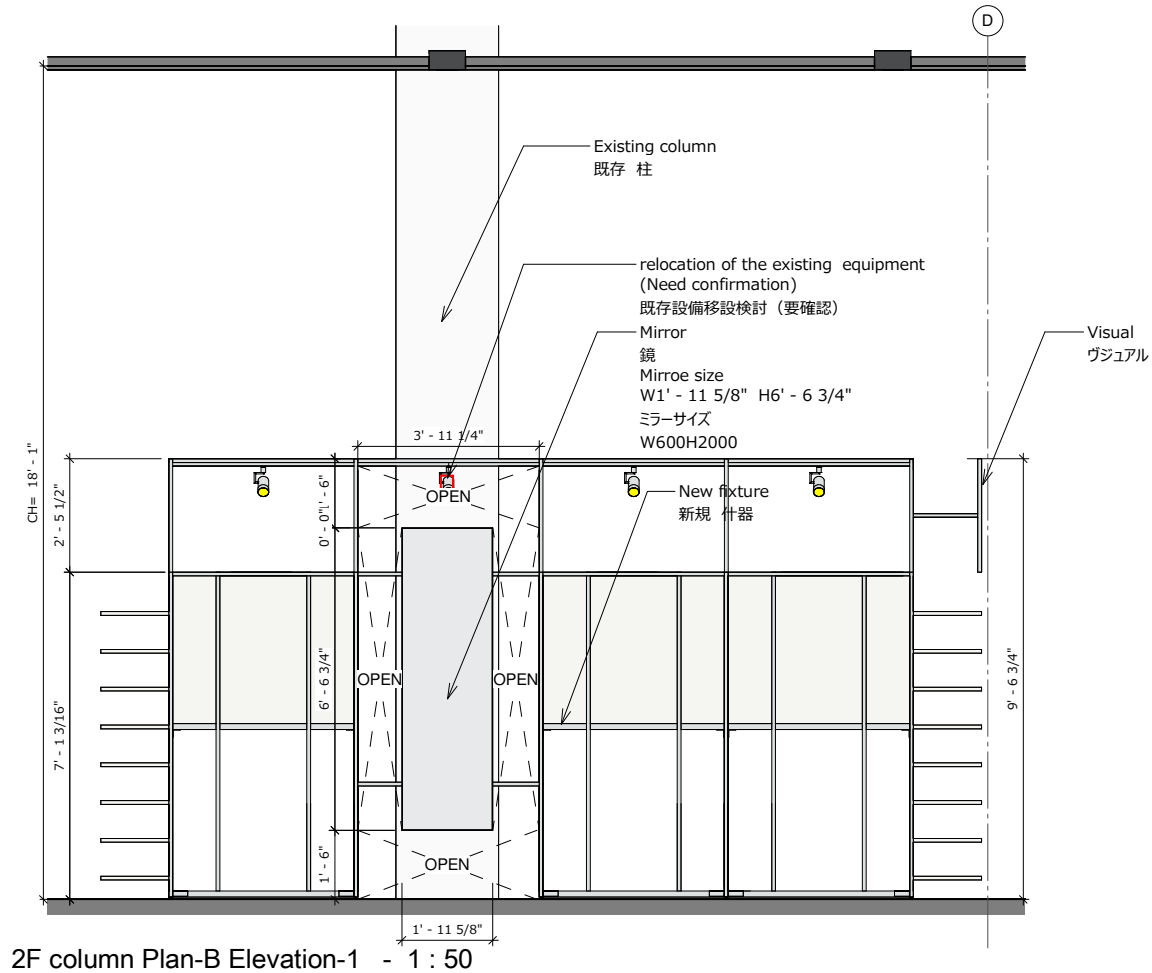
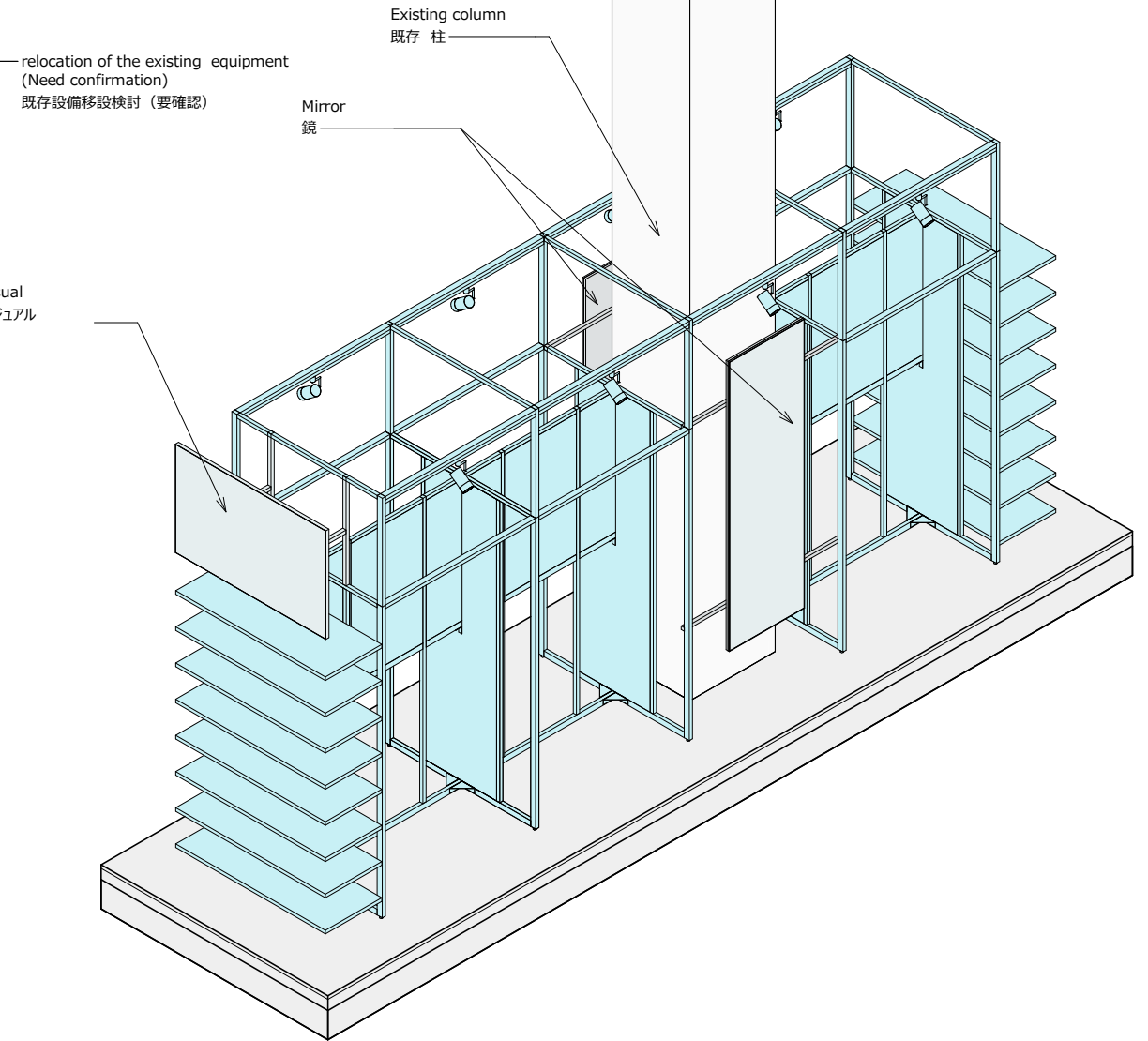
REVISED PROPOSED



Existing photo



PLAN-1 : 50



2F column Plan-B Elevation-1 - 1 : 50

PROJECT: 510 Fifth Avenue	SHEET NAME: 2F COLUMN PLAN-B DETAILS(Ft inc)
PROJECT NUMBER:	PM: Author



NO.	DATE	DESCRIPTION	SCALE:
24.08.27	24.09.11	24.09.25	1 : 50
24.10.08	24.10.29	24.11.06	NO: 5-2
24.11.08			

The current proposal is:

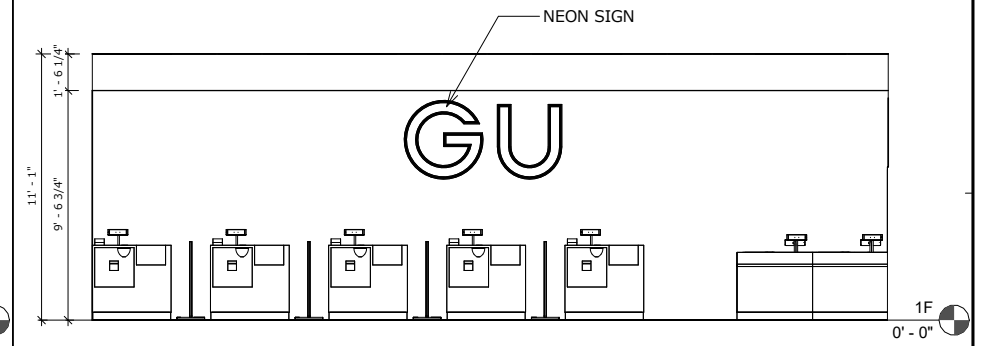
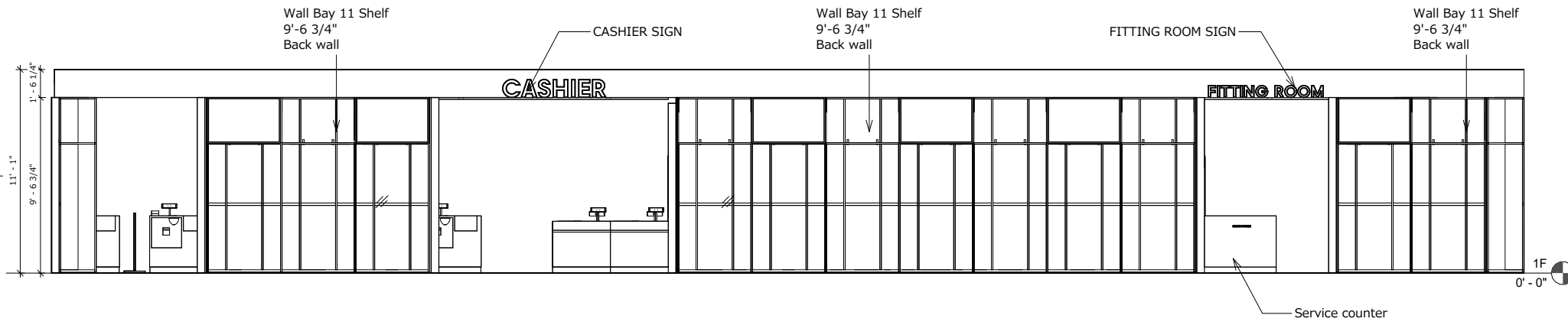
Preservation Department – Item 1, LPC-25-01949

**510 Fifth Avenue – Manufacturers Trust Company Building –
Individual and Interior Landmark
Borough of Manhattan**

Note: this is a Public Meeting item. No public testimony will be received today as the hearing on this item is closed.

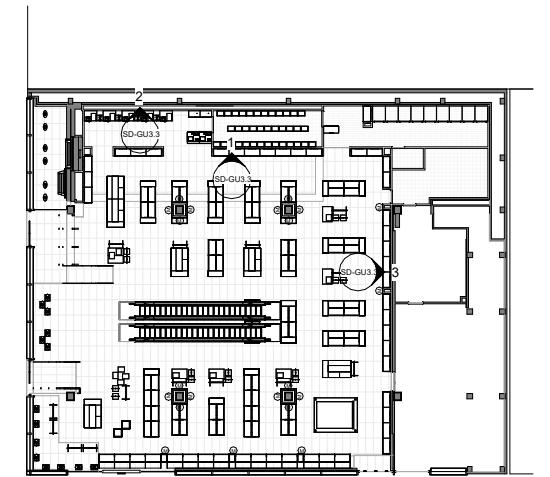
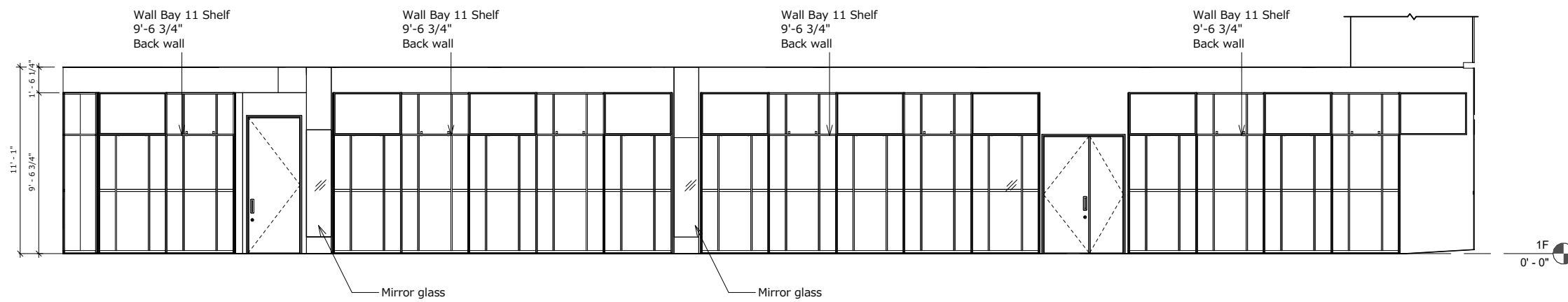
APPENDIX

PRESENTED SEPTEMBER 2024



1 1F INTERIOR ELEVATION-1 - 1/8" = 1'-0"

2 1F INTERIOR ELEVATION-2 - 1/8" = 1'-0"



3 1F INTERIOR ELEVATION-3 - 1/8" = 1'-0"

4 KEY PLAN 1F - 1" = 50'-0"

PROJECT: 510 Fifth Avenue
PROJECT NUMBER: Project Number

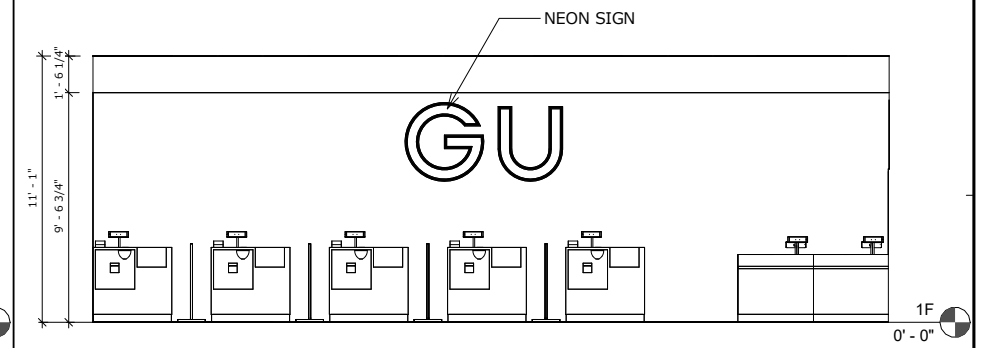
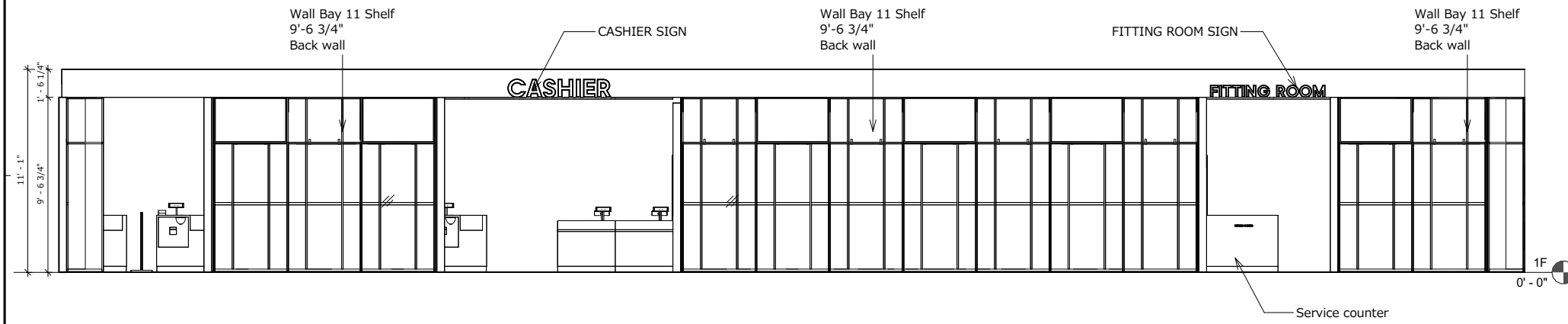
SHEET NAME: INTERIOR ELEVATION
PM: Author



CAD図で描かれているリースライン面積と部屋面積は実効面積です。契約面積とは異なります。
The lease line area and room area drawn in the CAD drawing are the effective area.
It is different from the contract area.

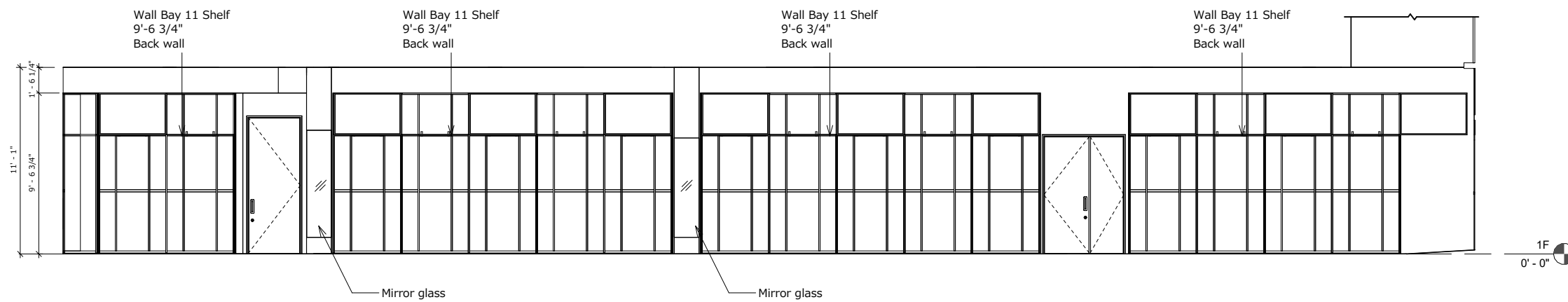
NO.	DATE	DESCRIPTION	SCALE:
			図面表記による
			NO. SD-GU3.3

REVISED PROPOSED



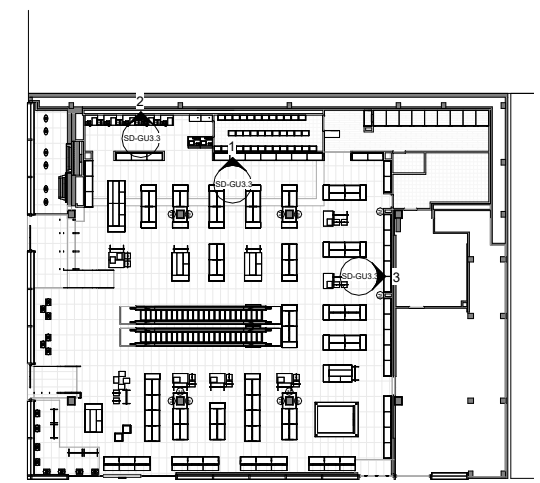
1 1F INTERIOR ELEVATION-1 - 1/8" = 1'-0"

2 1F INTERIOR ELEVATION-2 - 1/8" = 1'-0"



3 1F INTERIOR ELEVATION-3 - 1/8" = 1'-0"

4 KEY PLAN 1F - 1" = 50'-0"



PROJECT: 510 Fifth Avenue
PROJECT NUMBER: Project Number

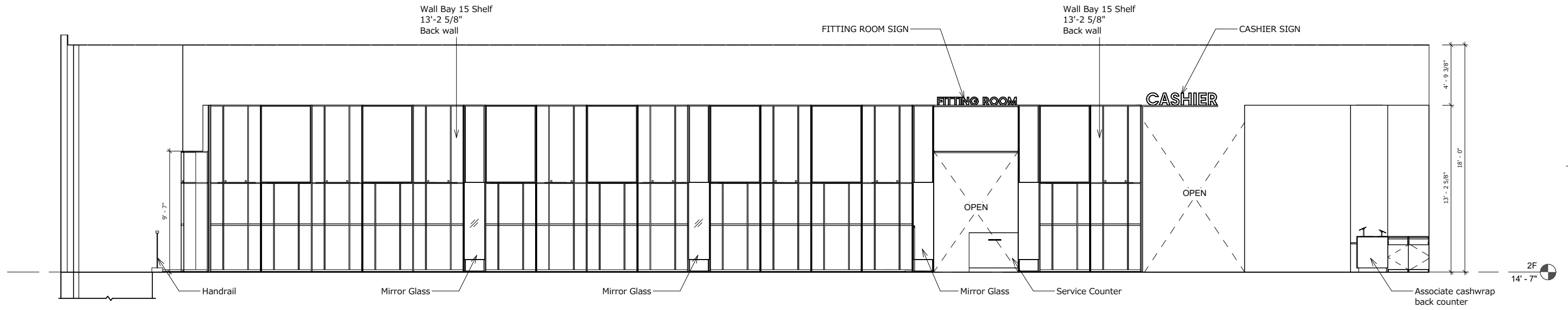
SHEET NAME: INTERIOR ELEVATION
PM: Author



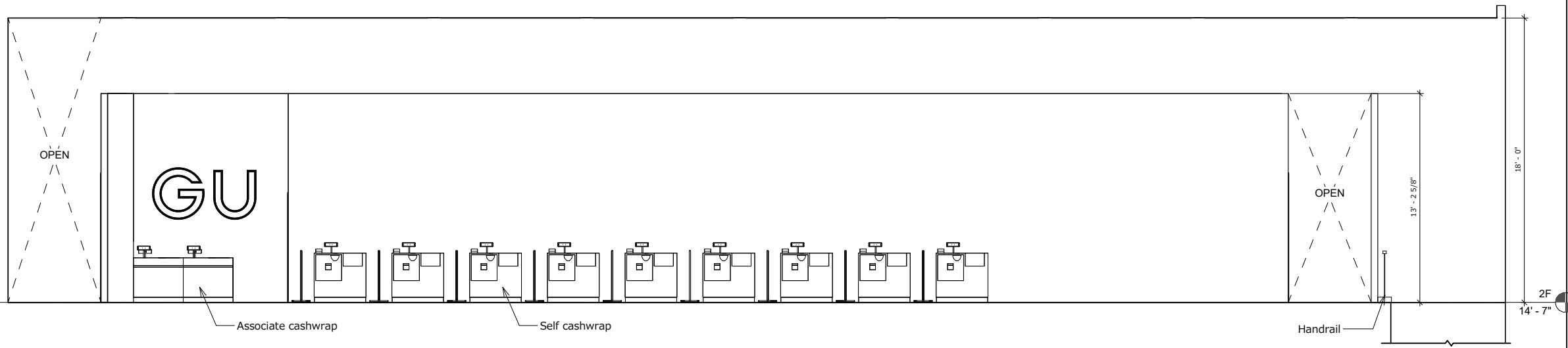
CAD図で描かれているリースライン面積と部屋面積は実効面積です。契約面積とは異なります。
The lease line area and room area drawn in the CAD drawing are the effective area.
It is different from the contract area.

NO.	DATE	DESCRIPTION	SCALE:
			図面表記による
			NO. SD-GU3.3

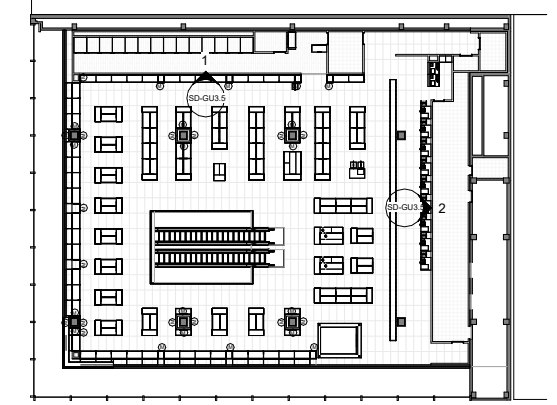
PRESENTED SEPTEMBER 2024



1 2F INTERIOR ELEVATION-1 - 1/8" = 1'-0"



2 2F INTERIOR ELEVATION-2 - 1/8" = 1'-0"



3 KEY PLAN 2F - 1" = 50'-0"

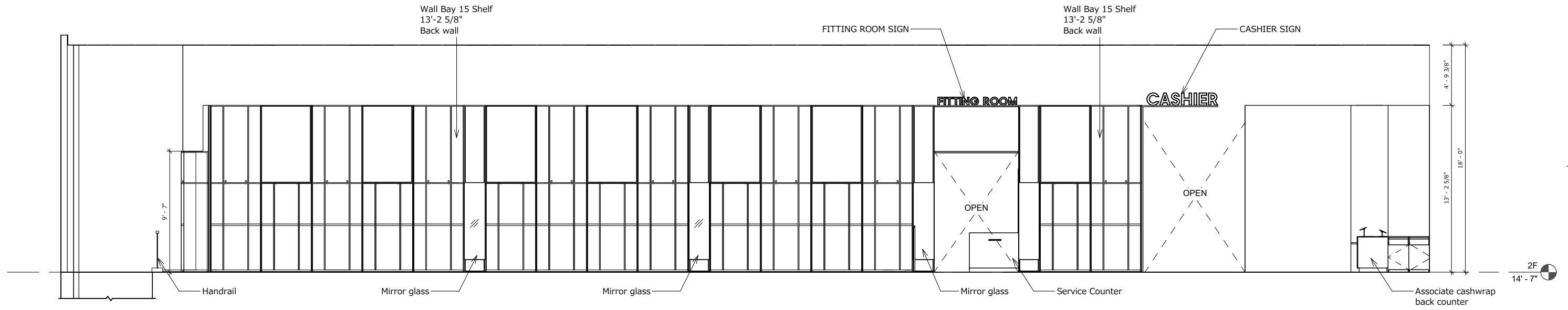
PROJECT: 510 Fifth Avenue	SHEET NAME: INTERIOR ELEVATION
PROJECT NUMBER: Project Number	PM: Author



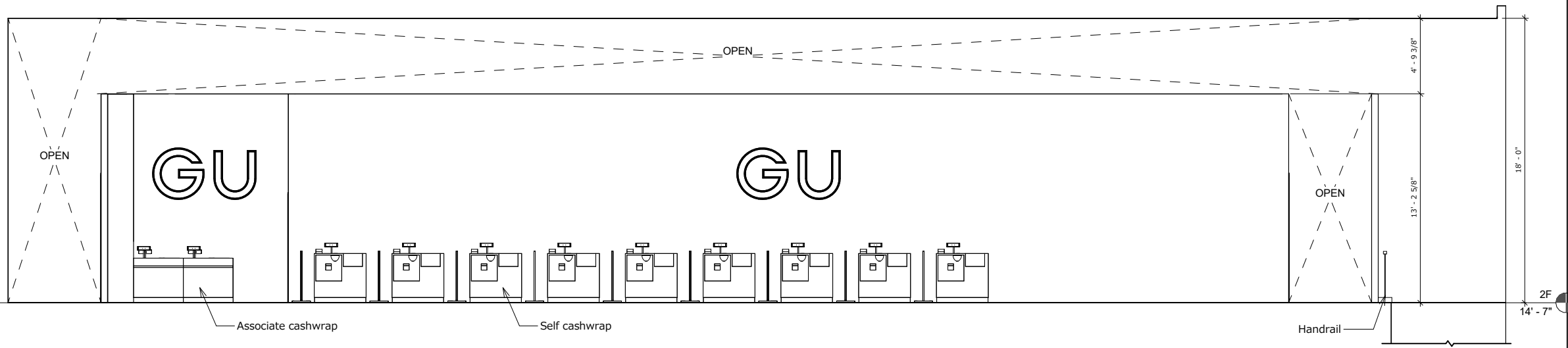
CAD図で描かれているリースライン面積と部屋面積は実効面積です。契約面積とは異なります。
The lease line area and room area drawn in the CAD drawing are the effective area.
It is different from the contract area.

NO.	DATE	DESCRIPTION	SCALE:
			図面表記による
			NO. SD-GU3.5

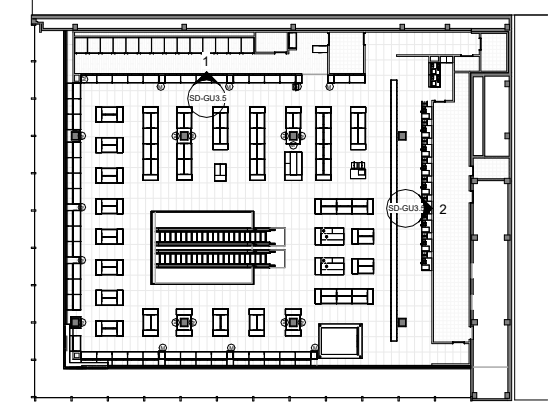
REVISED PROPOSED



1 2F INTERIOR ELEVATION-1 - 1/8" = 1'-0"



2 2F INTERIOR ELEVATION-2 - 1/8" = 1'-0"



3 KEY PLAN 2F - 1" = 50'-0"

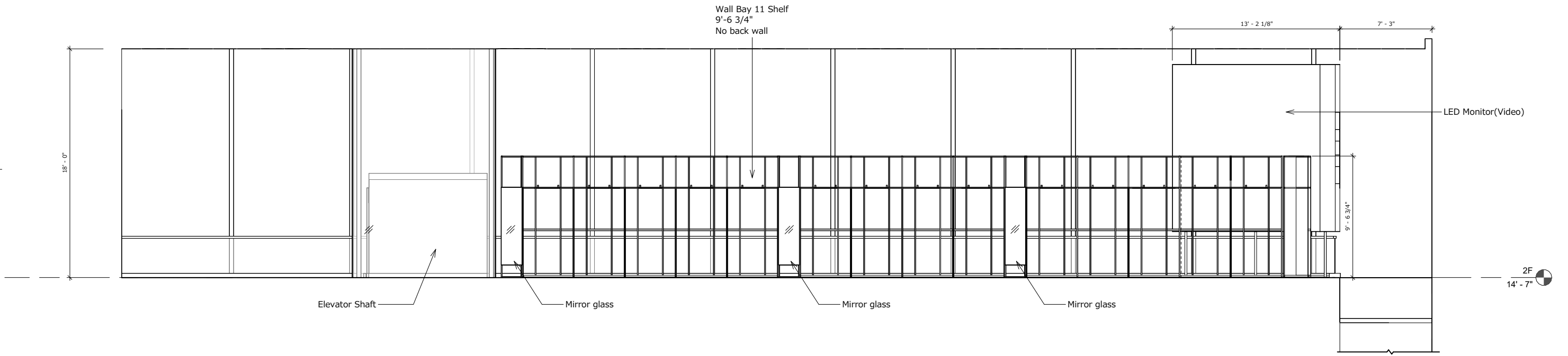
PROJECT: 510 Fifth Avenue	SHEET NAME: INTERIOR ELEVATION
PROJECT NUMBER: Project Number	PM: Author



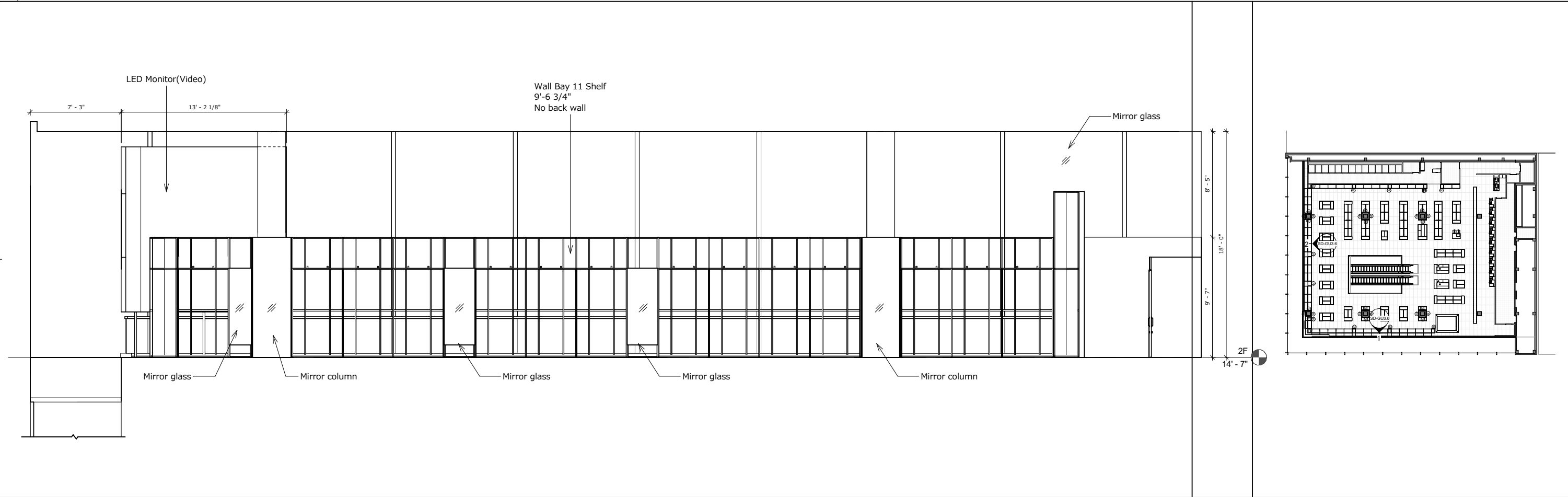
CAD図で描かれているリースライン面積と部屋面積は実効面積です。契約面積とは異なります。
The lease line area and room area drawn in the CAD drawing are the effective area.
It is different from the contract area.

NO.	DATE	DESCRIPTION	SCALE:
			図面表記による
			NO. SD-GU3.5

PRESENTED SEPTEMBER 2024



1 2F INTERIOR ELEVATION-3 - 1/8" = 1'-0"



2 2F INTERIOR ELEVATION-4 - 1/8" = 1'-0"

3 KEY PLAN 2F - 1" = 50'-0"

PROJECT: 510 Fifth Avenue
PROJECT NUMBER: Project Number

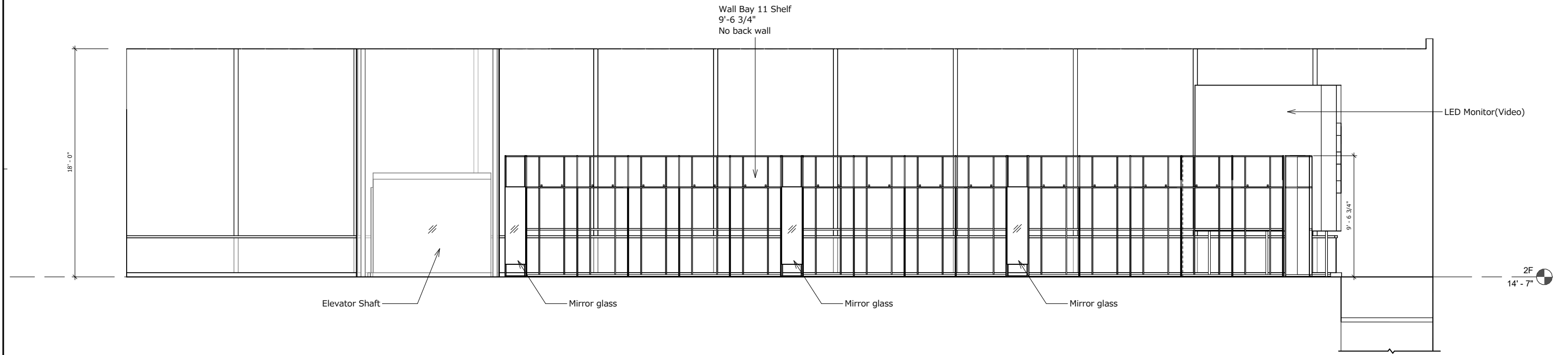
SHEET NAME: INTERIOR ELEVATION
PM: Author



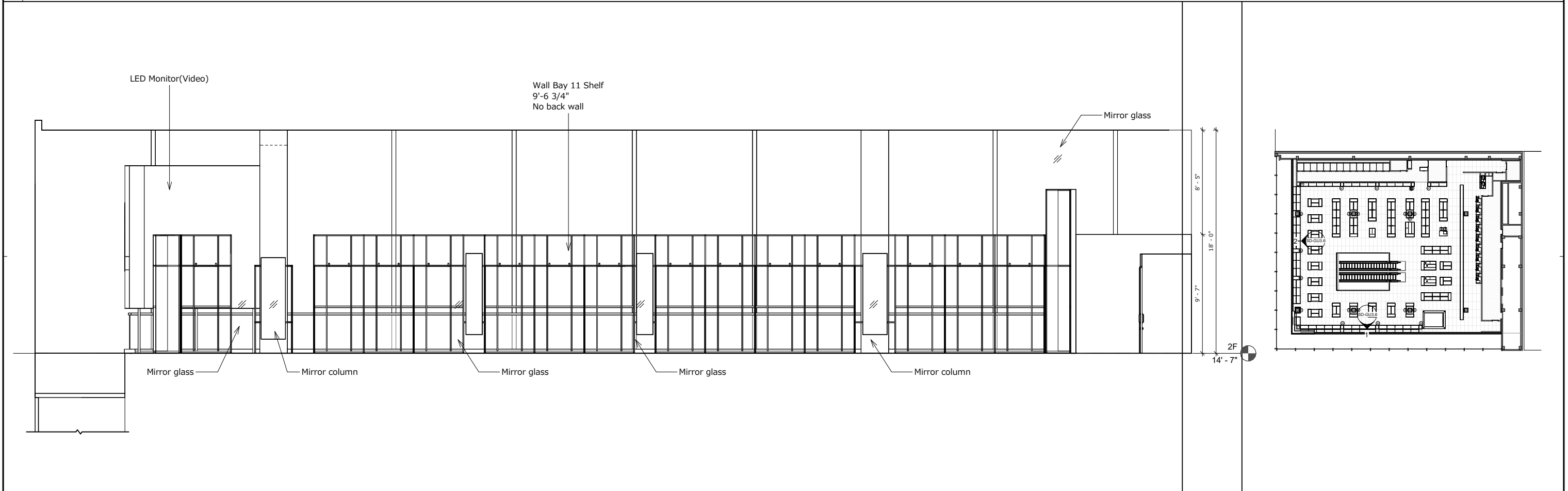
CAD図で描かれているリースライン面積と部屋面積は実効面積です。契約面積とは異なります。
The lease line area and room area drawn in the CAD drawing are the effective area.
It is different from the contract area.

NO.	DATE	DESCRIPTION	SCALE:
			図面表記による
			NO. SD-GU3.6

REVISED PROPOSED



1 2F INTERIOR ELEVATION-3 - 1/8" = 1'-0"



2 2F INTERIOR ELEVATION-4 - 1/8" = 1'-0"

3 KEY PLAN 2F - 1" = 50'-0"

PROJECT: 510 Fifth Avenue
PROJECT NUMBER: Project Number

SHEET NAME: INTERIOR ELEVATION
PM: Author



CAD図で描かれているリースライン面積と部屋面積は実効面積です。契約面積とは異なります。
The lease line area and room area drawn in the CAD drawing are the effective area.
It is different from the contract area.

NO.	DATE	DESCRIPTION	SCALE:
			図面表記による
			NO. SD-GU3.6

The current proposal is:

Preservation Department – Item 1, LPC-25-01949

**510 Fifth Avenue – Manufacturers Trust Company Building –
Individual and Interior Landmark
Borough of Manhattan**

Note: this is a Public Meeting item. No public testimony will be received today as the hearing on this item is closed.