



Eric Adams
Mayor
Ydanis Rodriguez
Commissioner

COMMUNITY BOARD FEEDBACK PACKAGE

Please review this application and provide the required feedback.

DINING OUT NYC

COMMUNITY BOARD RECOMMENDATION FORM

This form is to be used by community boards during the cafe review process. Any comments from the community board should be recorded on this form and submitted to NYC DOT. For information pertaining to specific cafe design requirements, visit the Dining Out NYC website for program legislation, rules, and Setup Guides.

Business Name:
Cafe Location:
Application Number:
CB Feedback Deadline (on date or next business day):
NYCDOT Internal Use Only

Roadway Cafe Setup Comments:

Comments related to the cafe's **physical footprint and dimensions**:

Comments related to **pedestrian flow** (i.e., visibility, safety , potential crowding):

Comments related to potential conflicts with **existing curb use** (i.e., planters, bike racks, bus stops):

Overall recommendation for the cafe setup:

Suggested modifications related to the above referenced application:

Community Board Authorizing Name

Date

RESTAURANT DETAILS

Food Service Establishment Permit(FSEP)

FSEP#: 41460032

Expiration Date: 12/31/2024

DOHMH Status: CURRENT

Business Legal Name: GREAT CATERERS LLC

Assumed Name: BALADE

Business Address: 208 1 AVENUE, NEW YORK, NY 10009

Venue Type: Restaurant (with bar)

Last updated from DOHMH: 01/08/2025

Restaurant Information

Entity Type: Limited Liability Corporation (LLC)

Phone: (917) 664-8481

Email Address: rsemaan@baladerestaurants.com

Email Address: elson@baladenyc.com

DOS Information

DOS ID#: 3788069

Process Name: GREAT CATERERS LLC

DOS Address: 208 FIRST AVENUE, NEW YORK, New York 10009

NYS Liquor Authority Information

NYSLA Serial No: G0927940

License Type: On-Premises

Name of License: Great Caterers LLC Balade

Title of Representative: President

Name of Certificate Holder: Roland Semaan

User Information

Created By: Bradley Robinson

Created On: 8/2/2024 8:28:39 PM

Modified By: Matthew Choi

Modified On: 1/7/2025 4:19:31 PM

Business hours

Sun:11:00 AM- 11:00 PM

Mon:5:00 PM- 11:00 PM

Tues:5:00 PM- 11:00 PM

Wed:5:00 PM- 11:00 PM

Thurs:5:00 PM- 11:00 PM

Fri:11:00 AM- 11:00 PM

Sat:11:00 AM- 11:00 PM

SECTION 1: Site Plan

- This Site Plan form is required to be uploaded in the “**Roadway Site Plan**” field of your online application.
- Refer to the [How to Apply](#) page in the Dining Out NYC website for more information about the application process.

Identify Permitted Parking Location:

- Identify the Parking Sign in front of or around the area where your roadway setup would be located.
- Roadway cafes can only be placed in:
 1. Parking spaces, which include: metered and non-metered spaces, commercial parking, alternate side parking, angled parking, and seasonally restricted parking.
 2. Loading areas, including loading only, truck loading, hotel loading, and no parking zones.
 3. Floating Parking Lane- a parking lane that is separated from the curb by a protected bicycle lane that is adjacent to the curb.

- P1- Parking Space
- P2- Loading Area
- P3- Floating Parking Lane

Use the space below to draw or upload your Site Plan representing your cafe perimeters, furniture, and clearances.

Roadway Cafe Site Plan Form

Applicant Name: _____

Restaurant Name: _____

FSEP Number: _____

Drawing Requirements

Food service establishment frontage shown by:

- Line representing space occupied in building
- Labels
- Length

Street names:

- Labels on each street

Sidewalk shown as:

- Line representing street curb
- Width measured from building line to curb line

Roadway shown as:

- Lines indicating parking lane
- Width of parking lane

Cafe perimeter shown as:

- Lines indicating perimeter
- Length and width of all three sides

Set-up furniture (tables, chairs, etc.) shown as:



- Lines or symbols at approximate location within setup

Elements or objects shown as:

- Lines or symbols
- Labels
- Distance from cafe perimeter

Utility coverings shown as:

- Symbols representing the approximate shape of the covering within the setup

-  MANHOLE COVER
-  UTILITY COVERING

Length of roadway cafe: _____feet

Width of roadway cafe: _____feet

SECTION 2: Required Clearances

- Please provide distances from the following objects.
- Only provide a distance if the listed object is within 15 feet of your proposed setup.
- Leave box blank if not applicable.
- Refer to the [Setup Guides](#) in the Dining Out NYC website for more information regarding clearances.

Elements with minimum 15 feet clearance from roadway cafe:

- R01- Subway Stair: Open End _____ feet
- R02- Fire Hydrant _____ feet

Elements with minimum 10 feet clearance from roadway cafe:

- R03- Subway Elevator Entrance _____ feet
- R04- FDNY Curb Cut _____ feet
- R05- MTA Curb Cut _____ feet

Elements with minimum 5 feet clearance from roadway cafe:

- | | |
|--|--|
| <input type="checkbox"/> R06- Curb Cut _____ feet | <input type="checkbox"/> R11- CitiBike/Bike Share Station _____ feet |
| <input type="checkbox"/> R07- Emergency Exit Hatch _____ feet | <input type="checkbox"/> R12- Bike Corral _____ feet |
| <input type="checkbox"/> R08- Subway Stair: Closed End _____ feet | <input type="checkbox"/> R13- Micromobility Station _____ feet |
| <input type="checkbox"/> R09- Subway Elevator: Non-Entry _____ feet | <input type="checkbox"/> R14- Drainage Infrastructure _____ feet |
| <input type="checkbox"/> R10- Bus Stop Pole:
Non- Approaching Side _____ feet | |

Elements with minimum 3 feet clearance from roadway cafe:

- R15- Elevated Train Infrastructure _____ feet
- R16- Transformer Vault _____ feet

Elements with minimum 1 foot and 6 inches clearance from roadway cafe:

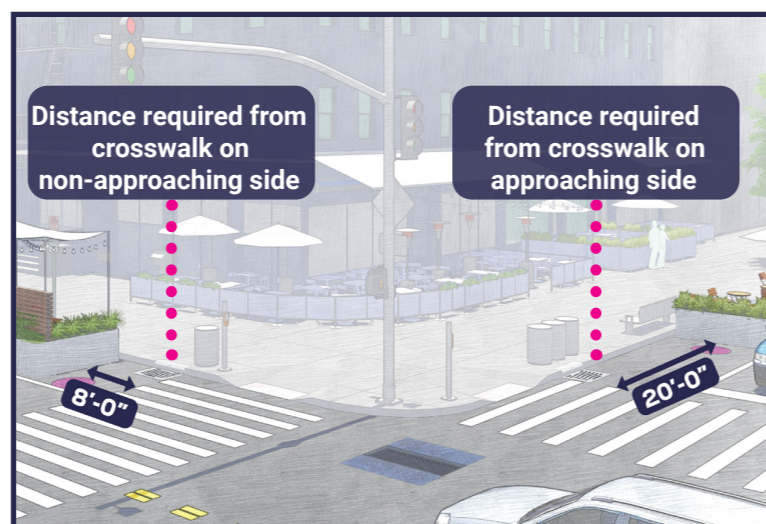
- R17- Vent Infrastructure _____ feet

Elements with minimum 6 inches clearance from roadway cafe:

- R18- Thermoplastic Marking _____ feet

Roadway cafe distance from crosswalks:

- R19- Adjacent to non-approaching side of crosswalk (min. 8 foot distance) _____ feet
- R20- Adjacent to approaching (stopping) side of crosswalk (min. 20 foot distance) _____ feet
- R21- No crosswalk present (maintain 20 feet from curb line of intersecting street) _____ feet



SECTION 3: Material Requirements

- Please indicate which of the following materials will be part of your roadway cafe by checking the box next to the category. If applicable, please confirm the materials comply with the Dining Out NYC requirements.
- Refer to the [Setup Guides](#) in the Dining Out NYC website for more information regarding materials.

Materials Checklist:

- Barriers** *Required*
- Maintained on all sides of the cafe except the side fronting the ground floor restaurant.
 - Not permanently affixed to the roadway.
 - 30-42 inches tall (excluding planting), and at least 4 inches in width.
 - Barriers are interconnected with each other.
 - Any cladding over the barriers is securely fastened or affixed.
 - Minimum 4 inches wide reflective strip on each barrier on the outward facing side.
 - Water-filled with a minimum of 150 pounds per linear foot of barrier length.
 - If your proposed barriers will utilize fill materials other than water please check this box. This may require additional information from the applicant and further review by the Dining Out NYC team, as well as supporting DOT units and City agencies.

Optional- Only check the material categories you intend to use in your roadway cafe

- Flooring**
- Durable, lightweight, easily removable, mold-resistant, elevated from the ground level to allow for drainage, and removable to allow for cleaning.
 - Flush with the curb line (except if located on a slope, be flush to the greatest extent feasible), and compliant with applicable accessibility requirements.
 - Maintains a 6 inch covered channel between curb and base of flooring to allow for drainage.
- Furnishings**
- Lightweight and easily movable.
- Vertical Screenings**
- Located between the barrier and 6 feet above the cafe base or floor.
 - Located on the roadway facing side, does not extend the beyond the perimeter of the roadway cafe, and is not affixed to the outward facing side of barriers.
 - Easily removable, comprised of non-opaque, fire-grade, and wind resistant materials.
 - If within 50 feet of any regulatory or warning signs, does not exceed 46 inches in height.
- Overhead Coverings/ Umbrellas**
- Minimum of 7 feet and maximum of 10 feet from the base or floor of the roadway cafe.
 - Has a weighted base and any support structures are not affixed to the outward facing side of barriers, are of sufficient size and strength, made of durable materials, and free of defects.
 - Easily removable, comprised of fire-grade and wind resistant materials.
 - If within 50 feet of any regulatory or warning signs, does not exceed 46 inches in height.
- Lighting and Electrical Connections**
- Any lighting is outdoor rated, properly secured, and lightweight.
 - At least 14 feet above sidewalk, and 18 feet above roadway.
 - Not attached to any City property, including street trees.
 - Electrical work complies with the applicable requirements set forth in the DOT's rules and the New York City Electrical Code.

- Please check this box if you are submitting additional documents for review. Documents may include technical drawings prepared by a licensed professional.