



Eric Adams
Mayor
Ydanis Rodriguez
Commissioner

COMMUNITY BOARD FEEDBACK PACKAGE

Please review this application and provide the required feedback.

DINING OUT NYC

COMMUNITY BOARD RECOMMENDATION FORM

This form is to be used by community boards during the cafe review process. Any comments from the community board should be recorded on this form and submitted to NYC DOT. For information pertaining to specific cafe design requirements, visit the Dining Out NYC website for program legislation, rules, and Setup Guides.

Business Name:
Cafe Location:
Application Number:
CB Review Period: 30 days from receipt of application - due on business days
NYCDOT Internal Use Only

Roadway Cafe Setup Comments:

Comments related to the cafe's **physical footprint and dimensions**:

Comments related to **pedestrian flow** (i.e., visibility, safety , potential crowding):

Comments related to potential conflicts with **existing curb use** (i.e., planters, bike racks, bus stops):

Overall recommendation for the cafe setup:

Suggested modifications related to the above referenced application:

Community Board Authorizing Name

Date

RESTAURANT DETAILS- LE DIVE (20240719010011)

Food Service Establishment Permit(FSEP)

FSEP#: 50119000

Expiration Date: 02/28/2025

DOHMH Status: CURRENT

Business Legal Name: FRENCH 37 LLC

Assumed Name: LE DIVE

Business Address: 37 CANAL ST, NEW YORK, NY 10002

Venue Type: Wine Bar

Last updated from DOHMH: 12/02/2024

Restaurant Information

Phone: (917) 972-0160

Email Address: jon@goldenagehospitality.com

DOS Information

DOS ID#: 6212268

Process Name: C/O REGISTERED AGENT SOLUTIONS, INC.

DOS Address: 99 WASHINGTON AVENUE, SUITE 700, ALBANY, New York 12260

NYS Liquor Authority Information

NYSLA Serial No: 034022108391

License Type: On-Premises

Name of License: FRENCH 37 LLC

Title of Representative: Owner

Name of Certificate Holder: Jonathan Neidich

User Information

Created By: Jon Neidich

Created On: 7/19/2024 4:11:43 PM

Modified By: Jon Neidich

Modified On: 7/19/2024 4:22:32 PM

Business hours

Sun: 12:00 PM- 12:00 AM

Mon: 3:00 PM- 12:00 AM

Tues: 3:00 PM- 12:00 AM

Wed: 3:00 PM- 12:00 AM

Thurs: 3:00 PM- 12:00 AM

Fri: 2:00 PM- 12:00 AM

Sat: 12:00 PM- 12:00 AM

SECTION 1: Site Plan

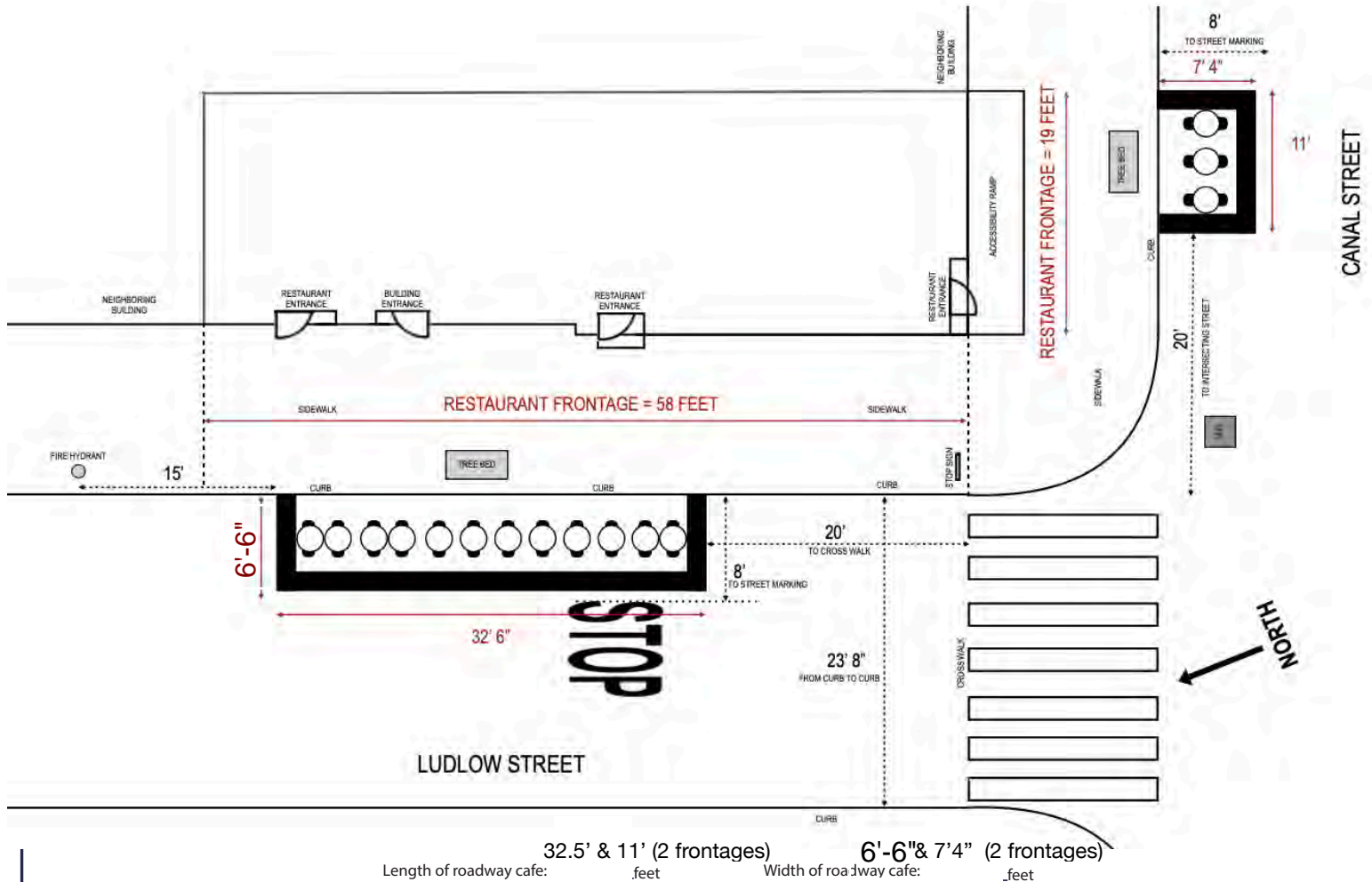
- This Site Plan form is required to be uploaded in the "Roadway Site Plan" field of your online application.
- Refer to the [How to Apply](#) page in the Dining Out NYC website for more information about the application process.

Identify Permitted Parking Location:

- Identify the Parking Sign in front of or around the area where your roadway setup would be located.
- Roadway cafes can only be placed in:
 - Parking spaces, which include: metered and non-metered spaces, commercial parking, alternate side parking, angled parking, and seasonally restricted parking.
 - Loading areas, including loading only, truck loading, hotel loading, and no parking zones.
 - Floating Parking Lane- a parking lane that is separated from the curb by a protected bicycle lane that is adjacent to the curb.

- P1- Parking Space
- P2- Loading Area
- P3- Floating Parking Lane

Use the space below to draw or upload your Site Plan representing your cafe perimeters, furniture, and clearances.



Roadway Cafe Site Plan Form

Applicant Name: FRENCH 37 LLC
 Restaurant Name: Le Dive
 FSEP Number: 50119000

Drawing Requirements

- Food service establishment frontage shown as:**
 - Line representing the establishment's space facing the sidewalk
 - Length
 - Label
- Street names:**
 - Labels on each street
- Sidewalk shown as:**
 - Line representing street curb
- Roadway shown as:**
 - Width of curbside lane
- Cafe perimeter shown as:**
 - Lines indicating perimeter
 - Length and width
- Set-up furniture (tables, chairs, etc.) shown as:**
 - Lines or symbols at approximate location within setup
- Elements (in Section 2 of this form) within 15 feet of cafe perimeter, shown as:**
 - Lines or symbols
 - Distance from cafe perimeter
 - Labels
- Utility coverings (water/gas valves, and pull boxes) shown as:**
 - Symbols representing the location within the setup
- North arrow**

SECTION 2: Required Clearances

- Please provide distances from the following objects.
- Only provide a distance if the listed object is within 15 feet of your proposed setup.
- Refer to the [Setup Guides](#) in the Dining Out NYC website for more information regarding clearances.

Elements with minimum 15 feet clearance from roadway cafe:

R01- Subway Stair: Open End _____ feet R02- Fire Hydrant 15 feet

Elements with minimum 10 feet clearance from roadway cafe:

R03- Subway Elevator Entrance _____ feet R05- MTA Curb Cut _____ feet
 R04- FDNY Curb Cut _____ feet

Elements with minimum 5 feet clearance from roadway cafe:

R06- Curb Cut _____ feet R11- CitiBike/Bike Share Station _____ feet
 R07- Emergency Exit Hatch _____ feet R12- Bike Corral _____ feet
 R08- Subway Stair: Closed End _____ feet R13- Micromobility Station _____ feet
 R09- Subway Elevator: Non-Entry _____ feet R14- Drainage Infrastructure _____ feet
 R10- Bus Stop Pole:
 Non- Approaching Side _____ feet

Elements with minimum 3 feet clearance from roadway cafe:

R15- Elevated Train Infrastructure _____ feet R16- Transformer Vault _____ feet

Elements with minimum 1 foot and 6 inches clearance from roadway cafe:

R17- Vent Infrastructure: _____ feet R18- Manholes _____ inches
 utility vent poles, vent grates, subway grates

Elements with minimum 6 inches clearance from roadway cafe:

R19- Thermoplastic Marking 8" feet

Roadway cafe distance from crosswalks:

R20- Adjacent to non-approaching side of crosswalk (min. 8 foot distance) _____ feet

R21- Adjacent to approaching (stopping) side of crosswalk (min. 20 foot distance) 20 feet

R22- No crosswalk present (maintain 20 feet from curb line of intersecting street) 20 feet



Check this box if none of the objects listed above are within 15 feet of the proposed setup.

SECTION 3: Material Requirements

- Please indicate which of the following materials will be part of your roadway cafe by checking the box next to the category. If applicable, please confirm the materials comply with the Dining Out NYC requirements.
- Refer to the [Setup Guides](#) in the Dining Out NYC website for more information regarding materials.

Materials Checklist:

Required

- Barriers (All of the following must be met)**
- Maintained on all sides of the cafe except the side fronting the ground floor restaurant.
 - Not permanently affixed to the roadway.
 - 30-42 inches tall (excluding planting), and at least 4 inches in width.
 - Barriers are interconnected with each other.
 - Any cladding over the barriers is securely fastened or affixed.
 - Minimum 4 inches wide reflective strip on each barrier on the outward facing side.
 - Water-filled with a minimum of 150 pounds per linear foot of barrier length.

Optional - Only check the material categories you intend to use in your roadway cafe

- Flooring (if using, all of the following must be met)**
- Durable, lightweight, easily removable, mold-resistant, elevated from the ground level to allow for drainage, and removable to allow for cleaning.
 - Flush with the curb line (except if located on a slope, be flush to the greatest extent feasible), and compliant with applicable accessibility requirements.
 - Maintains a 6 inch covered channel between curb and base of flooring to allow for drainage.

- Furnishings (if using, all of the following must be met)**
- Lightweight and easily movable.

- Vertical Screenings (if using, all of the following must be met)**
- Located between the barrier and 6 feet above the cafe base or floor.
 - Located on the roadway facing side, does not extend beyond the perimeter of the roadway cafe, and is not affixed to the outward facing side of barriers.
 - Easily removable, comprised of non-opaque, fire-grade, and wind resistant materials.
 - If within 50 feet of any regulatory or warning signs, does not exceed 46 inches in height.

- Overhead Coverings/ Umbrellas (if using, all of the following must be met)**
- Minimum of 7 feet and maximum of 10 feet from the base or floor of the roadway cafe.
 - Has a weighted base and any support structures are not affixed to the outward facing side of barriers, are of sufficient size and strength, made of durable materials, and free of defects.
 - Easily removable, comprised of fire-grade and wind resistant materials.
 - If within 50 feet of any regulatory or warning signs, does not exceed 46 inches in height.

- Lighting and Electrical Connections (if using, all of the following must be met)**
- Any lighting is outdoor rated, properly secured, and lightweight.
 - At least 14 feet above sidewalk, and 18 feet above roadway.
 - Not attached to any City property, including street trees.
 - Electrical work complies with the applicable requirements set forth in DOT's rules and the New York City Electrical Code. Please note that this may require additional permits from DOB or FDNY, and/or approval from the Landmarks Preservation Commission (LPC) as applicable.



Eric Adams
Mayor
Ydanis Rodriguez
Commissioner

COMMUNITY BOARD FEEDBACK PACKAGE

Please review this application and provide the required feedback.

This form is to be used by community boards during the cafe review process. Any comments from the community board should be recorded on this form and submitted to NYC DOT. For information pertaining to specific cafe design requirements, visit the Dining Out NYC website for program legislation, rules, and Setup Guides.

Business Name:
Cafe Address:
Application Number:
CB Review Deadline (on date or next business day):
<small>NYCDOT Internal Use Only</small>

Sidewalk Cafe Setup Feedback:

Community Board chooses to **WAIVE** review

Comments related to the cafe's **physical footprint and dimensions**:

Comments related to **pedestrian flow** (i.e., visibility, safety , potential crowding):

Comments related to potential conflicts with **existing curb use** (i.e., planters, bike racks, bus stops):

Please check one of the recommendations below, either **approval**, **denial**, or **approval with modifications** relating to the above application:

<input type="checkbox"/> Community Board recommends approval	<input type="checkbox"/> Community Board recommends denial
---------------------------------------------------------------------	-------------------------------------------------------------------

<input type="checkbox"/> Community Board recommends approval w/ modifications
Recommended modifications (only if approved w/ modifications):
<input type="checkbox"/> Applicant acknowledges and agrees to modifications relating to the above referenced application
<input type="checkbox"/> Applicant acknowledges BUT does NOT agree with modifications relating to the above referenced application. If this box is checked, please provide NYC DOT with documentation of such agreement for NYC DOT's consideration.

Community Board Authorizing Name	Community Board Authorizing Signature	Date
----------------------------------	---------------------------------------	------

RESTAURANT DETAILS- LE DIVE (20240719010011)

Food Service Establishment Permit(FSEP)

FSEP#: 50119000

Expiration Date: 02/28/2025

DOHMH Status: CURRENT

Business Legal Name: FRENCH 37 LLC

Assumed Name: LE DIVE

Business Address: 37 CANAL ST, NEW YORK, NY 10002

Venue Type: Wine Bar

Last updated from DOHMH: 12/02/2024

Restaurant Information

Phone: (917) 972-0160

Email Address: jon@goldenagehospitality.com

DOS Information

DOS ID#: 6212268

Process Name: C/O REGISTERED AGENT SOLUTIONS, INC.

DOS Address: 99 WASHINGTON AVENUE, SUITE 700, ALBANY, New York 12260

NYS Liquor Authority Information

NYSLA Serial No: 034022108391

License Type: On-Premises

Name of License: FRENCH 37 LLC

Title of Representative: Owner

Name of Certificate Holder: Jonathan Neidich

User Information

Created By: Jon Neidich

Created On: 7/19/2024 4:11:43 PM

Modified By: Jon Neidich

Modified On: 7/19/2024 4:22:32 PM

Business hours

Sun: 12:00 PM- 12:00 AM

Mon: 3:00 PM- 12:00 AM

Tues: 3:00 PM- 12:00 AM

Wed: 3:00 PM- 12:00 AM

Thurs: 3:00 PM- 12:00 AM

Fri: 2:00 PM- 12:00 AM

Sat: 12:00 PM- 12:00 AM

SECTION 1: Site Plan

- This Site Plan form is required to be uploaded in the "Sidewalk Site Plan" field of your online application.
- Refer to the [How to Apply](#) page in the Dining Out NYC website for more information about the application process.

Identify Clear Path Requirements:

Clear path requirement for your sidewalk cafe can be found by identifying your corridor type on the DOT's Pedestrian Mobility Plan [Pedestrian Demand Map](#).

- C1- Global Corridor (12 feet Clear Path)
- C2- Regional Corridor (10 feet Clear Path)
- C3- Neighborhood Corridor, Community Connector, or Baseline Street (8 feet Clear Path)

Setup Area Identification :

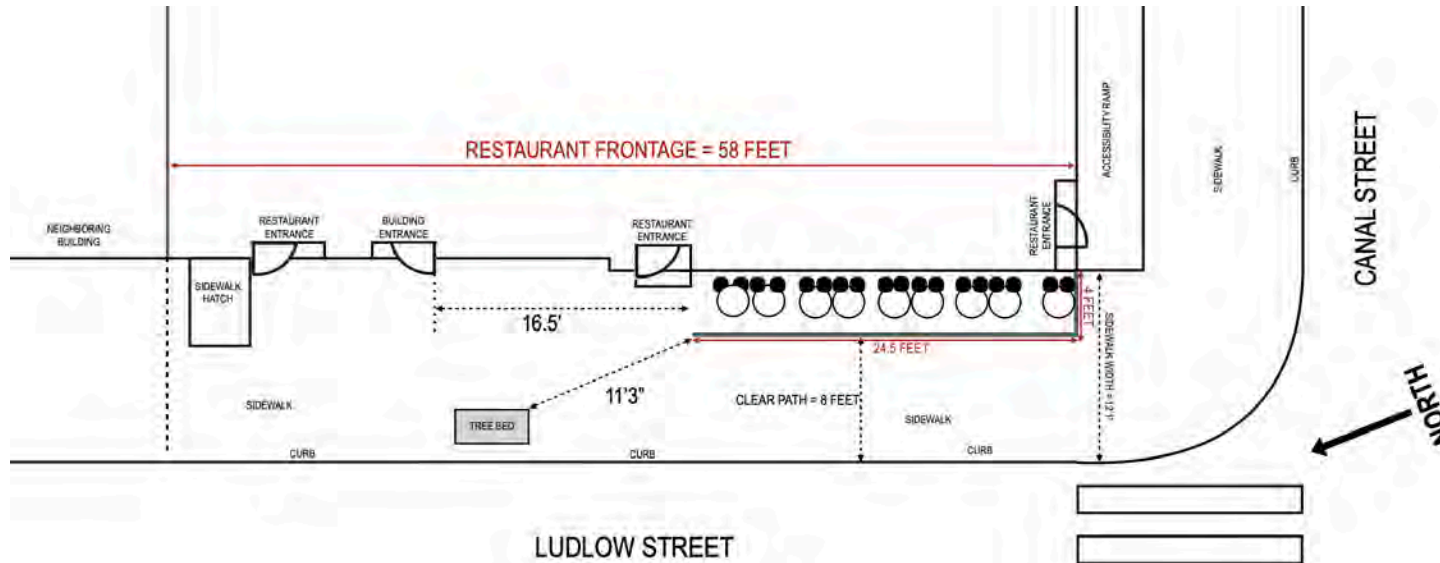
- Please check this box if you plan to have outdoor dining located partially within private property. If you are uncertain, please request records from your property owner/manager.
- Please check this box if all or part of your sidewalk cafe is in a sidewalk widening area, developed pursuant to the NYC Zoning Resolution. If so, indicate the property line in the site plan drawing below.



Sidewalk Cafe Site Plan Form

Applicant Name: FRENCH 37 LLC
 Restaurant Name: Le Dive
 FSEP Number: 50119000

Use the space below to draw or upload your Site Plan representing your cafe perimeters, furniture, and clearances.



Length of sidewalk cafe: 24.5' feet Width of sidewalk cafe: 4' feet

Drawing Requirements

Food service establishment frontage shown by:

- Line representing the establishment's space facing the sidewalk
- Length
- Labels

Private Property shown as:

- Dashed line

Street names:

- Labels on each street

Sidewalk shown as:

- Line representing street curb
- Width measured from building line to curb line

Building entrances shown as:

- Label

Cafe perimeter shown as:

- Lines indicating perimeter
- Length and width

Set-up furniture (tables, chairs, etc.) shown as:

- Lines or symbols at approximate location within setup

Elements (in Section 2 of this form) within 15 feet of cafe perimeter, shown as:

- Lines or symbols
- Distance from cafe perimeter
- Labels

Utility coverings (water/gas valves, and pull boxes) shown as:

- Symbols representing the location within the setup

North arrow

SECTION 2: Required Clearances

- Please provide distances from the following objects.
- Only provide a distance if the listed object is within 15 feet of your proposed setup.
- Refer to the [Setup Guides](#) in the Dining Out NYC website for more information regarding clearances.

Elements with minimum 15 feet clearance from sidewalk cafe:

S01- Subway Stair: Open End _____ feet

Elements with minimum 10 feet clearance from sidewalk cafe:

S02- Subway Elevator Entrance _____ feet S04- MTA Curb Cut _____ feet

S03- Exhaust Duct _____ feet S05- FDNY Curb Cut _____ feet

Elements with minimum 8 feet clearance from sidewalk cafe:

S06- Street Tree Bed 11'3" _____ feet S13- Newsstand _____ feet

S07- Mailbox _____ feet S14- Streetlight _____ feet

S08- LinkNYC Kiosk _____ feet S15- Bus Stop Pole _____ feet

S09- Wayfinding Kiosk _____ feet S16- Fire Hydrant _____ feet

S10- E-charging Station _____ feet S17- Bus Stop Shelter _____ feet

S11- Parking Meter _____ feet S18- Traffic Signal _____ feet

S12- SBS Fare Machine _____ feet

Elements with minimum 5 feet clearance from sidewalk cafe:

S19- CitiBike/Bike Share Station _____ feet S24- Emergency Exit Hatch _____ feet

S20- Bike Corral _____ feet S25- Subway Stair: Closed End _____ feet

S21- Micromobility Station _____ feet S26- Subway Elevator: Non-Entry _____ feet

S22- Primary Building Entrance _____ feet S27- Siamese Connection _____ feet

S23- Curb Cut _____ feet

Elements with minimum 3 feet clearance from sidewalk cafe:

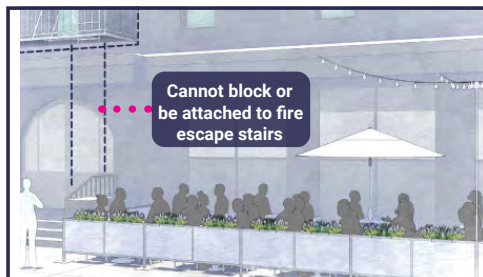
S28- Elevated Train Infrastructure _____ feet S29- Transformer Vault _____ feet

Elements with minimum 1 foot 6 inches clearance from sidewalk cafe elements:

S30- Vent Infrastructure: _____ inches S31- Manholes _____ inches

utility vent poles, vent
grates, subway grates

Check this box if none of the objects listed above are within 15 feet of the proposed setup.



SECTION 3: Material Requirements

- Please indicate which of the following materials will be part of your sidewalk cafe by checking the box next to the category. If applicable, please confirm the materials comply with the Dining Out NYC requirements by checking the box next to the associated requirement.
- Refer to the [Setup Guides](#) in the Dining Out NYC website for more information regarding materials.

Materials Checklist:

Required

Perimeter Demarcation (All of the following must be met)

- Perimeter demarcation must be clear and visible by using a lightweight and removable self-supporting base wall, railing, planter, fence, or stanchion and rope.
- Maximum height is 2 feet 6 inches (excluding planting(s)).
- Not affixed to the sidewalk.

Optional- Only check the material categories you intend to use in your sidewalk cafe

Furnishings (if using, the first two below must be met)

- Lightweight and easily movable.
- Not affixed to the sidewalk.
- Check here if you plan to place tables/chairs on top of a cellar or basement door. If so, please complete the [Cellar or Basement Door Certification](#)

Awnings Physically Attached to the Building (if using, all of the following must be met)

- Minimum 8 feet height from the ground and does not exceed 10 feet height.
- Easily removable, comprised of fire-grade and wind resistant materials.
- Does not extend beyond the perimeter of the sidewalk cafe.
- Complies with the New York City Building Code. Please note that this may require additional permits from DOB, and/or approval from the Landmarks Preservation Commission (LPC) as applicable.

Overhead Coverings/ Umbrellas (if using, all of the following must be met)

- Minimum 7 feet height from the ground and does not exceed 10 feet height.
- Easily removable, comprised of fire-grade and wind resistant materials.
- Does not extend beyond the perimeter of the sidewalk cafe.
- The umbrella/overhead covering has a weighted base and any supports are not affixed to the sidewalk.
- Any support structures are of sufficient size and strength, made of durable materials, and free of defects.

Lighting and Electrical Connections (if using, all of the following must be met)

- Any lighting is outdoor rated, properly secured, and lightweight.
- Connection is directly connected to ground floor restaurant's power source and within the perimeter of the cafe.
- Does not extend beyond the perimeter of the sidewalk cafe.
- Does not exceed 10 feet in height.
- Not attached to any City property, including street trees.
- Electrical work complies with the applicable requirements set forth in DOT's rules and the New York City Electrical Code. Please note that this may require additional permits from DOB or FDNY, and/or approval from the Landmarks Preservation Commission (LPC) as applicable.