

Annual Comprehensive Financial Report



New York City Police Pension Fund

A Pension Trust Fund of the City of New York

For the fiscal years ended June 30, 2022 and June 30, 2021

This page is intentionally left blank

NEW YORK CITY POLICE PENSION FUND
A Pension Trust Fund of the City of New York
233 Broadway, 25th Floor
New York, New York 10279



ANNUAL COMPREHENSIVE FINANCIAL REPORT

for the fiscal years ended

June 30, 2022, and June 30, 2021

Prepared by:

Accounting and Legal Divisions under the direction of Kevin Holloran,
Executive Director, New York City Police Pension Fund

Actuary:

Marek Tyszkiewicz, Chief Actuary

Custodian of Funds:

Brad Lander, Comptroller of the City of New York

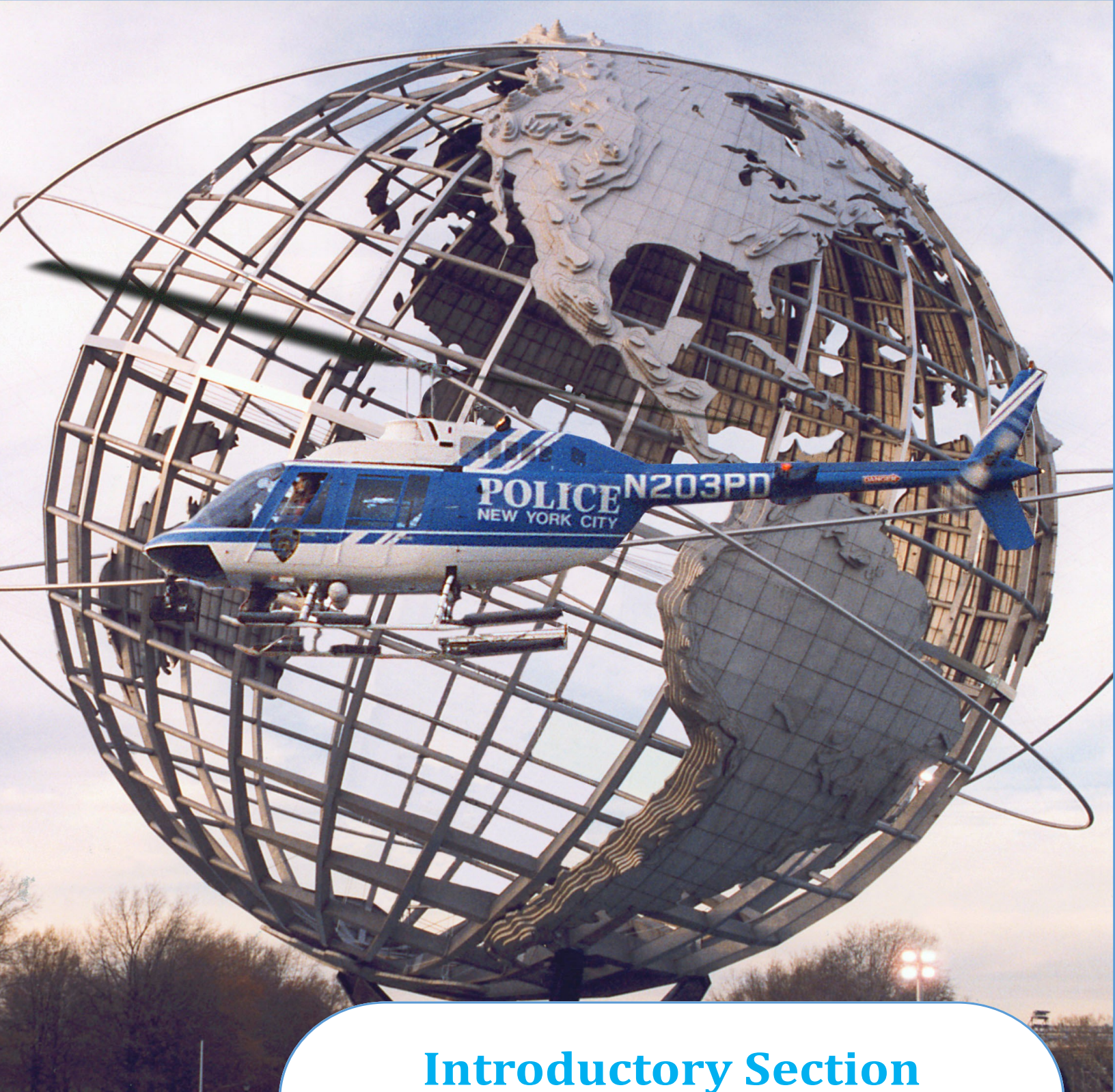
This page is intentionally left blank

TABLE OF CONTENTS

	<u>Page</u>
<u>Introductory Section - Part I</u>	
Certificate of Achievement for Excellence in Financial Reporting	1
Letter of Transmittal	3
Members of the Board of Trustees	8
Administrative Organizational Chart	9
Summary Plan Description Tier 2 Members	13
Summary Plan Description Tier 3 Members	53
<u>Financial Section - Part II</u>	
Independent Auditors' Report	85
Management's Discussion and Analysis (Unaudited)	88
<u>Basic Financial Statements</u>	
A. Combining Statements of Fiduciary Net Position	94
B. Combining Statements of Changes in Fiduciary Net Position	96
C. Notes to Combining Financial Statements	98
<u>Required Supplementary Information (Unaudited)</u>	
A. Schedule 1 – Schedules of Changes in the Employer's Net Pension Liability and Related Ratios	127
B. Schedule 2 - Schedules of Employer Contributions	136
C. Schedule 3 - Schedule of Investment Returns	141
<u>Additional Supplementary Information</u>	
A. Schedule of Investment Expenses	142
B. Schedule of Pension Cost Allocation	154
C. Schedule of Administrative Expenses	155
<u>Investment Section - Part III</u>	
Investment Report	159
Investment Consultants and Advisors	161
Consolidated Performance Report	167
Investment Performance	176
Investment Summary	177
Holdings Report	180
Broker Commission Report	188
<u>Actuarial Section - Part IV</u>	
Actuary's Certification Letter	197
Summary of Actuarial Assumptions and Methods	201
Summary of Active Member Valuation Data	215
Summary of Plan Membership Data	218
Schedule of Retirees and Beneficiaries Added to and Removed from the Rolls	219
Actuarial and Statutory Contribution History	222
Funded Status Based on Entry Age Normal Cost Method	223
Comparative Summary of Accrued Liabilities Funded by Actuarial Value of Assets	226
Contributions	230

TABLE OF CONTENTS

	<u>Page</u>
<u>Statistical Section - Part V</u>	
Statistical Section Overview	233
Benefit Expenses by Type	234
Average Annual Benefit Payment Amounts	235
Schedule of Changes in Net Position	236
Expenses by Type	237
Revenue by Source	237
Data used in the June 30, 2019 (LAG) Actuarial Valuation for Determining Final	
Fiscal Year 2021 Employer Contributions	238
Summary of Pensioners by Cause and Gender	241



Introductory Section

Part I

New York City Police Pension Fund

A Pension Trust Fund of the City of New York

Annual Comprehensive Financial Report

For the fiscal years ended June 30, 2022 and June 30, 2021

This page is intentionally left blank



Government Finance Officers Association

Certificate of
Achievement
for Excellence
in Financial
Reporting

Presented to

New York City Police Pension Fund

For its Annual Comprehensive
Financial Report
For the Fiscal Year Ended

June 30, 2021

Christopher P. Morill

Executive Director/CEO

This page is intentionally left blank



New York City Police Pension Fund

233 Broadway
New York, NY 10279
(212) 693-5100

Kevin Holloran
Executive Director

December 17th, 2022

Board of Trustees
New York City Police Pension Fund
233 Broadway, 25th Floor
New York, New York 10279

Dear Members of the Board of Trustees,

I am pleased to present the Annual Comprehensive Financial Report ("ACFR") of the New York City Police Pension Funds ("the Plan" or "Fund"); a pension trust fund of the City of New York, for the fiscal year ended June 30, 2022. Responsibility for accuracy of the data, the completeness and fairness of the presentation, including all disclosures, rests with the management of the Plan. To the best of the Plan's knowledge and belief, the enclosed data is accurate in all material respects and is reported in a manner designed to present fairly the financial position and results of the operations of the Plan. All disclosures necessary to enable the reader to gain an understanding of the financial activities of the Plan are included.

Management's Discussion and Analysis (MD&A) immediately follows the Independent Auditors' Report and provides a narrative introduction, overview, and analysis of the basic financial statements. MD&A complements this letter of transmittal and should be read in conjunction with it.

Background of the Funds

The Plan was incorporated on March 1, 1940 and commenced business on March 29, 1940. This incorporation succeeded the Police Pension Fund Article 1, established for uniformed members of the New York City Police Department prior to 1940. By legislation enacted in 1995, Article 1 was merged into the Plan.

The Fund received corpus funding in 2001 to improve service to our active and retired members. Corpus funding has enabled the Fund to establish a new headquarters and initiate major upgrades to its computer infrastructure and capabilities. Over the past twenty years, many Information Technology enhancements have been implemented.

The Plan is governed by a Board of Trustees consisting of twelve members. Voting rights are as follows: The Police Commissioner, a representative of the Mayor, the Comptroller and the Commissioner of Finance all have one and one-half votes each, four specified officers of the Patrolmen's Benevolent Association have one vote each and the president of the Detectives' Endowment Association, the Sergeants Benevolent Association, the Lieutenants Benevolent Association and the Captains Endowment Association, have one-half vote each. Board

meetings are held every month with special meetings called by the Chairman or requested by a quorum of members whose combined votes are at least seven.

Major Initiatives

COPS 2.0 Project

While Rollout 1 for COPS 2.0 was in production, the team focused on finalizing the design components for Rollout 2 and started the design for the foundational components for Rollout 3.

Rollout 1 – Production

The Fund released an updated, more secure version of the member self-service registration process that includes a PIN being mailed to the member to finalize their registration. The Fund felt this extra level of security was necessary after some recent cyber/identity fraud issues at other pension funds around the country.

Rollout 2 – Retiree Services

The project completed the formalized design phase for Rollout 2 and finish FY2022 focusing on identified design and scope GAPS while delivering fixes for important components identified during testing. The Fund is on pace to start the next formalized testing phases in October of FY2023.

Rollout 3 – Active Member Services

The project started the data mapping process for converting member contribution and service tracking accounts and design of the Employer payroll induction process. Rollout 3 activities were put on hold (as scheduled) while the entire team focused on the final phases of Rollout 2 delivery. Rollout 3 activities will restart once Rollout 2 is released into production.

Financial and Budgetary Controls

The management of the Fund is responsible for establishing and maintaining an internal control structure, designed to ensure that the assets are protected from loss, theft, or misuse and that preparation of financial statements conforms to Generally Accepted Accounting Principles (GAAP). The cost of a control should not exceed the benefits derived and therefore the objective is to provide reasonable, rather than absolute assurance, that the assets of the Fund are safeguarded, and the financial statements are free from any material misstatements. The Fund also maintains budgetary controls. An annual examination of internal controls is performed in accordance with the City Comptroller's Directive # 1 and the latest evaluation on record did not disclose any material weakness. Also, the Audit Committee of the City of New York, which includes experts in Accounting and Municipal Finance from the private sector, oversees the independent audit process. The financial statements for Fiscal Year 2022 were audited in accordance with generally accepted auditing standards and the Fund received an unmodified opinion from external auditor's Grant Thornton, LLP. A copy of the report is presented separately in this ACFR.

The primary financial objective of the Fund is to ensure that member contributions, employer contributions, and income from investments support benefit payment obligations. A review of

the Qualified Pension Fund ("QPP") assets gives an indication of the current fiscal health and the income potential from investments. It also gives participants reasonable assurance that benefits will continue into the future. According to the Governmental Accounting Standards Board Statements (GASB) Nos. 67 and 68, Schedule of Changes in Net Pension Liability prepared by the Office of the Actuary, Plan Fiduciary Net Position as a Percentage of Total Pension Liability was 84.2%, 96.6% as of June 30, 2022 and 2021, respectively.

Investments

Investment policy is subject to approval of the Board of Trustees and is designed to minimize risks while maintaining a competitive yield. The policy uses a strategic implementation of assets, diversified in a broad array of instruments to limit concentration risks. The operations of the Fund are governed by the Administrative Code of the City of New York and the State Retirement and Social Security Laws. The Comptroller of the City of New York acts as an Investment Advisor to the fund. In addition, several independent investment consultants are employed as investment advisors. The Fund also uses a number of investment managers to administer long-term debt and equity portfolios. Investment managers are regularly reviewed against performance and adherence to guidelines. There are four main factors influencing the philosophy of the Board of Trustees: Risk-Tolerance, Returns, Diversification, and Liquidity. As of June 30, 2022, the policy mix for the QPP portfolio asset allocation consists of the following categories; U.S. Domestic Equities 30.1%, Fixed Income 32.9%, International Equities 7.4%, Emerging Markets 4.6%, Private Real Estate and Equities 17.3%, Hedge Funds 5.5% and others 2.2%. QPP total portfolio return was (7.1)%. The asset allocation for the Police Officers' Variable Supplements Fund ("POVSF") consists of 64.2% in Total Equity and 35.8% in Total Fixed Income. POVSF total portfolio return was (13.5)%. Police Superior Officers' Variable ("PSOVSF") consists of 63.9% in Total Equity and 36.1% in Total Fixed Income. PSOVSF total portfolio return was (13.3)%. Financial information regarding investment activities, policies, safeguards, strategies and yield information of the Fund, accompanied by various charts, schedules and a consolidated performance report, is contained in the ACFR Investment section.

Professional Services

The Comptroller of the City of New York is the custodian of the Plan's assets and provides investment services through independent advisors and consultants who are listed in the Additional Supplementary Schedule of Fees Paid to Investment Managers and Consultants on pages 142 through 153. Brokerage firms and the amounts paid to each firm is listing in the schedule of Broker's Commissions and Fees on Pages 188 through 194 in the Investment Section. Actuarial services are provided to the Plan by the Chief Actuary of the City of New York. The City's Corporation Counsel provides legal services to the Plan.

Financial Highlights

The combined financial statements of the Fund for Fiscal Year 2022 show total net position restricted for benefits decreased by \$5.5 billion to \$51.6 billion, or 9.6% below the prior fiscal year. In Fiscal Year 2021 the increase was \$10.8 billion or 23.3% to \$57.1 billion, compared to Fiscal Year 2020. The \$51.6 billion reported in the combined statements, includes net restricted amounts held for benefits under: the QPP, the PSOVSF and the POVSF for \$47.0 billion, \$2.8

billion and \$1.8 billion, respectively.

Selected accounts from the combined financial statements for the past two fiscal years are shown below, along with percentage changes for balances reported (in thousands) as of the fiscal year end:

Description	FY 2022	FY 2021	(%) Change
Member Contributions	\$281,185	\$255,789	9.93
Employer Contributions	2,490,134	2,437,728	2.15
Interest Income	768,330	581,688	32.09
Dividend Income	819,598	570,513	43.66
Benefits Paid & Withdrawals	3,821,373	3,841,319	(0.52)

Economic Conditions

The real gross domestic product (GDP) increased at an annual rate of 2.6% in the third quarter of 2022 following a 0.6% decrease in the second quarter according to the Bureau of Economic Analysis (BEA) on October 27, 2022. This deceleration of real GDP in the second quarter was led by a slowdown in private Inventory Investment, residential fixed investment, federal government spending, and state and local government spending, that were partly offset by an upturn in exports and acceleration in consumer spending.

According to the BEA, the decrease in private inventory investment was led by a decrease in retail trade (mainly "other" general merchandise stores). The decrease in residential fixed investment was led by a decrease in "other" structures (specifically real estate brokers' commissions). The decrease in federal government spending reflected a decrease in nondefense spending that was partly offset by an increase in defense spending. The decrease in nondefense spending reflected the sale of crude oil from the Strategic Petroleum Reserve, which results in a corresponding decrease in consumption expenditures. Because the oil sold by the government enters private inventories, there is no direct net effect on GDP. In addition, the decrease in state and local government spending was led by a decrease in investment in structures.

The increase in exports reflected increases in both goods (led by industrial supplies and materials) and services (led by travel). The increase in consumer spending reflected an increase in services (led by food services and accommodations as well as "other" services) that was partly offset by a decrease in goods (led by food and beverages).

According to the NYC Comptroller, New York City's jobs recovery shows strength in June 2022, with employers adding 372,000 jobs in June, exceeding the Bloomberg consensus expectation of 265,000. The unemployment rate remained unchanged at 3.6% while the growth of average hourly earnings was +5.1% year over year. At the current pace of job growth, which would assume no near-term recession, New York City is about 5 to 6 months from fully reversing pandemic job losses.

In addition, the Russian war on Ukraine is said to cost the global economy \$2.8 Trillion per the Wall Street Journal. Russia's attack on Ukraine has spiked energy prices which has weakened household spending.

Acknowledgements/Other

The compilation of this ACFR reflects the efforts of the management and staff of the New York City Police Pension Fund. I thank them for their assistance in this endeavor. I also thank the Office of the Actuary, the Office of the Comptroller and the investment advisors of the Plan for the data and other information provided during the preparation of this report. This ACFR is intended to provide sufficient and reliable information that serves as a basis for management decision making; in determining compliance with legal requirements; and as a means of indicating stewardship of the assets of the Plan. I am confident that this goal was achieved.

Very Truly Yours,



Kevin H. Moran
Executive Director

**New York City Police Pension Fund
A Pension Trust Fund of the City of New York
Annual Comprehensive Financial Report
For the Fiscal Year Ended June 30, 2022**

Board of Trustees:

Eric Adams..... Mayor

Keechant L. Sewell..... Police Commissioner

Preston Niblack..... Commissioner of Finance

Brad Lander..... Comptroller

Patrick J. Lynch..... President --- PBA

John Puglissi..... 1st Vice President --- PBA

Joseph Alejandro..... 2nd Vice President --- PBA

Thomas Gilmore..... Chairman, Board of Trustees --- PBA

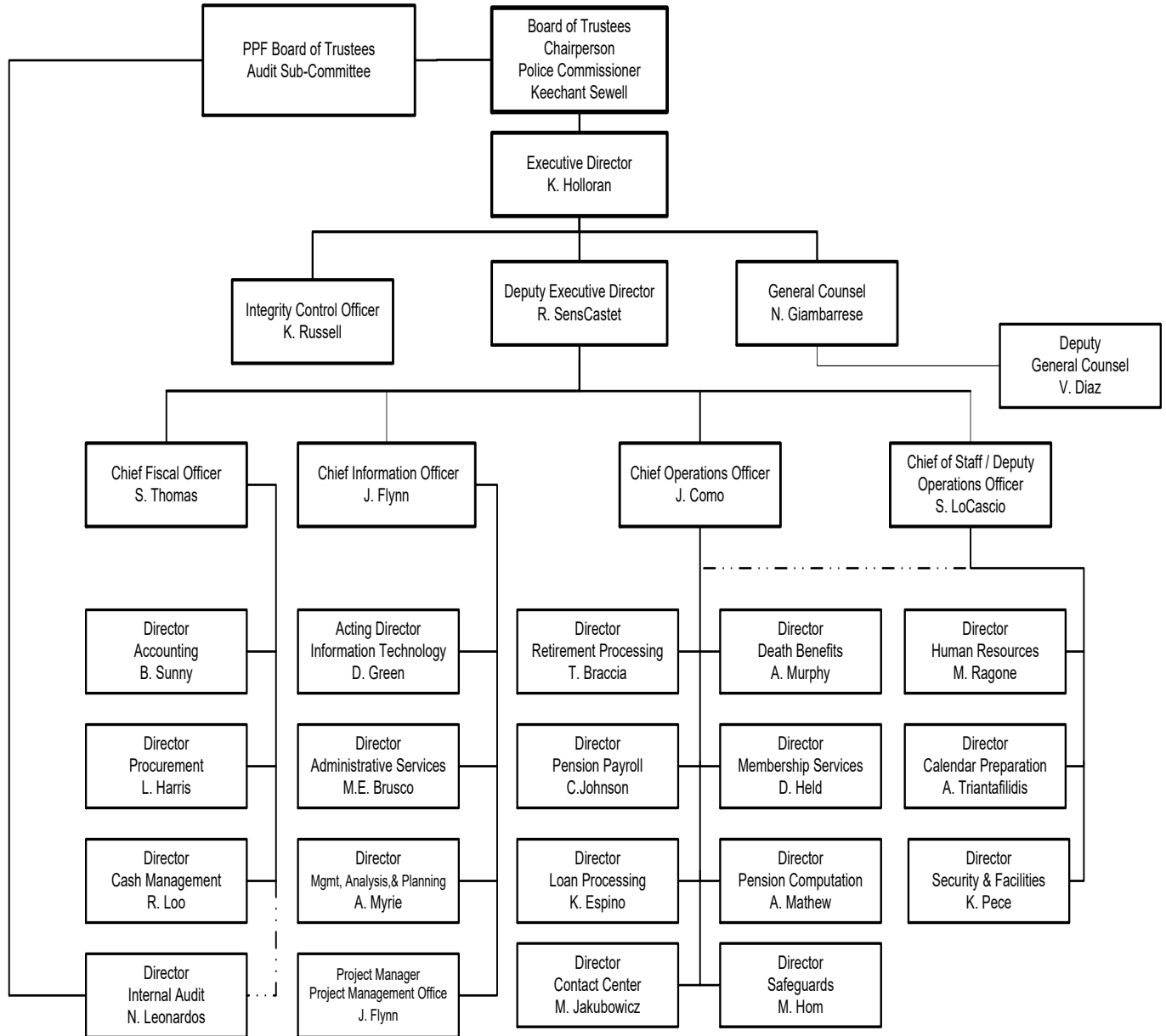
Paul DiGiacomo..... President --- DEA

Vincent Vallelong..... President --- SBA

Louis Turco..... President --- LBA

Christopher Monahan..... President --- CEA

NYC POLICE PENSION FUND



This page is intentionally left blank

New York City

Police Pension Fund

A Pension Trust Fund of the City of New York
Annual Comprehensive Financial Report



Summary Plan Descriptions

This page is intentionally left blank



SUMMARY PLAN DESCRIPTION

New York City Police Pension Fund
Tier 2 Members

New York City Police Pension Fund

Board of Trustees

Mayor

Police Commissioner

Commissioner of Finance

Comptroller

President—PBA

1st Vice President—PBA

2nd Vice President—PBA

Chairman, Board of Trustees—PBA

President—DEA

President—SBA

President—LBA

President—CEA



Kevin Holloran

Executive Director

Robert Sens-Castet

Deputy Executive Director



Table of Contents

Table of Contents	1
Introduction	4
About PPF	4
How to Contact PPF	5
Serving the Finest Online	5
Membership	6
Credited Service.....	6
Allowable Police Service.....	6
Other Credited Service	6
Retroactive Military Seniority (RMS).....	7
Prior Transit and Housing Service.....	7
Transfer of Service.....	8
Buyback Information	8
Prior Service, Chapter 646, Laws of 1999.....	9
Military Service, RSSL § 1000.....	9
Prior Service, Chapter 552, Laws of 2000.....	9
Child Care, Chapter 594, Laws of 2000.....	10
Bosnia Bill, Chapter 606, Laws of 2000.....	10
Contributions	10
Contribution Rates.....	11
Voluntary Employee Contributions	12
<i>Waive ITHP</i>	12
<i>50% Additional</i>	12
Contributions.....	12
Member Contributions While on Military Leaves	12
Excess Contributions/Refund of Excess.....	13
Refund of Contributions upon Separation From The Fund	13
Loans	14
Overview.....	14
Why Pension Loans Cause Shortages	14
Loan Repayment and Insurance	14
Deferred Compensation Plan Loans	15
Loan Taxability	15
Principal Residence Exception.....	16
Taxability of the Final Withdrawal.....	16
Pension Shortages	17

Shortage Causes	17
Effects of a Shortage.....	18
Reducing a Shortage.....	18
Effect of the Final Withdrawal.....	18
Retirement.....	19
Procedures for all members applying for retirement	19
<i>Property Receipt—Discontinuance of Service (PD 520-013)</i>	19
<i>Firearms</i>	19
<i>Health Insurance Information</i>	20
<i>Retirement Processing</i>	20
<i>Estimate of Final Pension</i>	20
<i>Terminal Leave</i>	20
Application Withdrawal.....	21
Final Average Salary	21
Pensionable Earnings.....	21
Vested Retirement.....	22
Service Retirement.....	23
Termination.....	23
Variable Supplements Fund.....	23
VSF DROP (Deferred Retirement Option Plan).....	24
VSF Payment Schedule	24
Disability Retirement.....	24
Ordinary Disability Retirement (ODR)	25
Accident Disability Retirement (ADR).....	26
<i>World Trade Center Disability Law</i>	26
<i>2009 Taxability Change</i>	26
Cost of Living Adjustments (COLA).....	27
Pension Options	27
Maximum Retirement Allowance.....	27
Option Two: 100% Joint and Survivor	27
Option Three: 50% Joint and Survivor.....	28
Option 4: Lump Sum.....	28
Option 4: Annuity	28
Option 4-2: 100% Joint and Survivor with “Pop-Up”	28
Option 4-3: 50% Joint and Survivor with “Pop-Up”	29
Option 4-4: Annuity with “Pop-Up”	29
Option 5: Five Year Certain.....	29
Option 6: Ten Year Certain	29

Pre-finalization Pension.....	29
Finalization Requirement	30
Reinstatement and Restoration of Membership	30
Before the 20 th Anniversary.....	30
Return within five years and member contributions were not withdrawn	30
Return after five years or member contributions are withdrawn.....	30
After the 20 th Anniversary	30
Retiree Employment Restrictions	31
Service and Vested Retirees-Under 65.....	31
<i>Section 211: Waiver Required</i>	31
<i>Section 212: Earnings Cap</i>	32
Retirees Age 65 and Over	32
Public Benefit Corporations.....	32
Safeguards	33
<i>Before the 20th Anniversary</i>	33
<i>After the 20th Anniversary</i>	33
Second Retirement System Membership.....	33
Active Member Death Benefits.....	34
Payments for All Deaths	34
Ordinary Death Benefit (non-line-of-duty, under 20)	34
Death Gamble Benefit (non-line-of-duty, over 20)	34
Accidental Death Benefit.....	34
Vested Death Benefit	35
Beneficiaries	36
Checking Your Beneficiary	36
Changing Line Organization Beneficiaries	36
Changing Beneficiaries	36
Changing Health Insurance Dependents (Active Members)	36
Changing Deferred Compensation Plan Beneficiaries.....	37
Guide for Surviving Beneficiaries.....	37

Introduction

This booklet is called the Tier 2 Summary Plan Description (SPD). It is published by the New York City Police Pension Fund (NYCPPF, PPF, Fund), and is intended to summarize provisions relating to the retirement benefits offered to uniformed employees of the New York City Police Department (NYPD), whose membership date is between July 1, 1973 and June 30, 2009.

This booklet is not intended to be comprehensive. Laws affecting the plan can be enacted in any given year, which may result in inaccuracies within this SPD. In the event of a conflict between the contents of this booklet and any applicable law and/or rules, including, but not limited to, the Administrative Code of the City of New York (NYCAC), the New York State Retirement and Social Security Law (RSSL), and the Rules of NYCPPF, the applicable Law or Rule will govern.

About PPF

In 2001, legislation provided Corpus Funding for the Pension Fund to begin operations in September, 2002 at its new location at 233 Broadway in New York City. The PPF is governed by the Board of Trustees. The Comptroller of the City of New York is Custodian of the funds of the System, and by delegation of the Board of Trustees, has the power to invest those funds. The Executive Director is the chief administrative officer of the agency. The Chief Actuary for the City of New York provides actuarial services to the PPF. The Office of Corporation Counsel provides legal services to the Fund.

NYCPPF is a defined benefit plan. PPF manages the Fund's invested assets and pays out benefits according to formulas set forth in New York State and New York City laws. In general, Tier 2 members are governed by Title 13 of the NYCAC, the Rules of the Fund and certain other applicable statutes.

How to Contact PPF

The Fund cannot answer member specific questions regarding financial information or provide legal or tax advice.



In the Fall of 2019, PPF announced a new service for our members: webCOPS. This is a secure website where members can view pension account information and connect with PPF online. Members who register on webCOPS can check their current account balance, verify contact and beneficiary information, and download and submit member request forms. This is the first release of a phased implementation. webCOPS will evolve with scheduled updates over the next few years. Members can register by visiting <https://www.webcops.org/ppfmss>. PPF's Call Center is available to provide webCOPS support during standard business hours – please contact the Call Center at (646) 905-5596 for more information.

Members can also find the answers to many questions quickly and conveniently by visiting the PPF website: www.nyc.gov/nycppf.

At PPF, protecting and securing the privacy of member data is a top priority. Therefore, some transactions require notarization; please refer to the individual form or request. PPF staff does not respond to telephone or e-mail inquiries relating to private member information because the identity of the caller or e-mail writer cannot be confirmed.



For answers to questions of a **general** nature concerning retirement and pensions, please call PPF at (212) 693-5100; or visit the Pension Fund at 233 Broadway, 19th Floor, New York, New York 10279.

The Fund will respond promptly and completely to pension questions. PPF's ongoing mission is to provide excellent service to every member.

Serving the Finest Online



You may send forms or letters to the Fund at 233 Broadway, 25th Floor, New York, New York 10279. = the Fund directly at policepensioninquiries@nycppf.org. The Fund cannot answer member specific questions regarding financial information or provide legal or tax advice.



The Fund is also now on Facebook! Members, their beneficiaries, and fans of the Fund can “like” us on Facebook at www.facebook.com/nycppf.

In person and online, PPF is proud to be serving the FINEST.

Membership

Uniformed members of the New York City Police Department with membership dates between July 1, 1973 and June 30, 2009 are considered Tier 2 members. Contributions to the Fund are made while employed with the NYPD in accordance with the “Contributions” section. Membership in the Fund ceases upon withdrawal of contributions.

Credited Service

Credited service is classified as Allowable Police Service or other credited service. Members may buy back any missing service under Chapter 552, as described below.

Allowable Police Service

Twenty years of Allowable Police Service are required for Service Retirement. Allowable Police Service includes:

- ✓ All service rendered as a uniformed member of the NYC Police Department.
- ✓ Credit for service rendered as a uniformed member of the NYC Fire Department.
- ✓ Credit for service rendered while a member of the New York City Employees’ Retirement System uniformed force service immediately preceding appointment as a uniformed member of the New York City Police Department. Such uniformed service includes: service in the Housing Police Department, Transit Police Department, Department of Correction, Sanitation Department, and as an Emergency Medical Technician (EMT).
- ✓ Credit for uniformed service rendered while a member of the New York State Employees’ Retirement System or New York State Police and Fire Retirement System.
- ✓ Credit for service as a Peace Officer in accordance with New York State Criminal Procedure Law §2.10
- ✓ Service in the United States Military
- ✓ Up to one year for each authorized Child Care Leave purchased pursuant to Chapter 594 of the Laws of 2000.

Other Credited Service

Other credited service is any service other than Allowable Police Service. This service counts as additional service credit beyond the required twenty years and will provide an additional monetary benefit.

Other credited service includes membership service rendered while a member in a non-uniformed position. In addition, uniformed service credit that does not immediately precede uniformed service in the New York City Police Department is considered to be Other Credited Service.

Please note buybacks and transfers must be completed within prescribed time limits. For further information please contact Membership Services at (212) 693-5850.

Retroactive Military Seniority (RMS)

Retroactive Military Seniority (RMS) is awarded to a member after being appointed to the NYPD from a special list, retroactive to the date the member would have been appointed had the member not been serving in the military. Information contained herein applies only to pension, not employment, benefits.

Members who are awarded RMS from the Department of Citywide Administrative Services (DCAS) are eligible to receive pension credit retroactive to their RMS date upon remitting the cost of pension contribution to the Fund. This entitles the member to the same rights, privileges and obligations as if he had served continuously in such position from the RMS date

Contributions must be completed within the repayment period prescribed by law; the maximum repayment period is the time from the RMSD to the NYPD appointment multiplied by 3, up to a maximum of 5 years. Payments can be made via certified check or money order, or through bi-weekly payroll deductions. Upon completion of the payment, interest will be credited to the account, as it would have been earned during the period..

Tier 2 members may elect to not make their contributions, forgoing the interest the Fund would have paid, thereby creating a shortage in their contribution account. If a shortage exists in the contribution account at the time of retirement, the pension will be offset by an actuarial equivalent to the shortage..

Members may also elect to make voluntary contributions, i.e., the ITHP Waiver, and/or 50% Additional Contributions, as if they were made during the RMS period. The Fund is responsible for interest on such voluntary contributions. Members who make this election must elect to participate in one or both programs for the entire RMS period.

Please note a member cannot receive RMS and credit for the same military service through a buyback. Members who have already completed a military buyback for time covering the RMS period, will receive a refund for the buyback or the Fund will credit the money toward the RMS payment.

Prior Transit and Housing Service

Former Transit and Housing Police Officers who became members of the Police Pension Fund Article II due to the 1995 merger, or a rollover, maintain their eligibility based on their original dates of membership in NYCERS.

Transfer of Service

Members with a previous membership in New York City or State public retirement system may be eligible to transfer their prior service to PPF. Members transferring uniformed Police or Fire time, Peace Officer status or EMT time will be granted allowable police service provided the application for such credited service was made within prescribed time limits and such credited service was properly transferred to PPF.

Members should discuss potential transfers with PPF, as well as a representative from the former retirement system to determine eligibility.

Prior State of New York service may be transferred to PPF for up to seven years from the termination of state service, after which point the member must purchase the time to obtain service credit or a pension benefit, as permitted by law. All properly transferred state time is uniformed time. Please note that the New York State Teachers' Retirement System does not allow system-to-system transfers; such prior time must be purchased. Members should initiate the transfer process with PPF Membership Services.

Prior City of New York service may be transferred to PPF for up to one year from termination of city service, after which point the member must purchase the time to obtain service credit or a pension benefit, as permitted by law. Members should initiate the transfer process with the former retirement system.

Under Chapter 498 of the Laws of 2005, active members who properly transferred City or State time that immediately preceded appointment to the NYPD may count this time as uniformed time, provided it is considered to have peace officer status under New York State Criminal Procedure Law § 2.10 or is service as a NYC Emergency Medical Technician (EMT). This law is not retroactive, and it will impact a member's contribution rate. Members who wish to have this time count as uniformed time must ask the Police Pension Fund's Membership Services Unit for application assistance. This time, if properly transferred to the New York City Police Pension Fund as an active member, shall be credited as uniformed time.

To receive credit for this time, PPF members must have had a preceding membership in either NYCERS or the Board of Education Retirement System. See Operations Order 13, dated 03/06/2006, found on the Police Pension Fund website.

Buyback Information

There are several statutory provisions that allow for the purchase of prior service. Some of these buybacks merely grant service credit that will provide an additional monetary benefit at retirement, while others may count toward the number of years necessary to reach Service Retirement. However, those that grant such service credit as "allowable" police service, typically must be immediately preceding the NYPD service (including service in the uniformed transit police force, the housing police force, uniformed corrections force or the uniformed force of the Department of Sanitation).

Prior Service, Chapter 646, Laws of 1999

Chapter 646 allows PPF members with former membership in a New York City or State public retirement system to receive credited service by repaying contributions that system refunded (if any) with interest.

Service purchased pursuant to Chapter 646 can either be non-uniformed service, which increases the pension's value but does not change the retirement date, or it can be uniformed service, which changes the retirement date. Both types of service change the contribution rate and may cause a shortage due to the rate change.

Former Police Pension Fund members with a lapse in service also can buy back time under Chapter 646. See Operations Order 2-25, c.s. dated 12/11/2002, found on the PPF website.

Military Service, RSSL § 1000

New York State Retirement and Social Security Law ("RSSL") § 1000 allows members to purchase up to three years of pre-membership military service.

To be eligible for this service credit purchase, the member must:

- ✓ Be in active City service; and
- ✓ Have five years of allowable police service with PPF, not including the military service being purchased; and
- ✓ Produce a DD-214 demonstrating an honorable discharge from any branch of the U.S. Armed Forces.

The member must render payment for the service credit as follows: 3% of the member's compensation earned during the 12 months of credited service immediately preceding the application date multiplied by years of military service claimed

The member must apply and remit payment for service credit before the effective date of retirement. In the event of retirement prior to completing payment for the service credit purchase, the amount of service credited to the member shall be proportional to the total amount paid. If upon death, retirement, or separation, the service purchase does not produce a greater benefit, the cost of the service purchase must be refunded to the member with interest.

Prior Service, Chapter 552, Laws of 2000

Chapter 552 allows members to buy back previous service while employed by New York City, State or political subdivisions of the State prior to becoming a member of the Police Pension Fund. Service bought back under Ch. 552 can be uniformed or non-uniformed service, but only uniformed service will change the retirement date. The contribution rate under Chapter 552 always is unchanged. See Operations Order 2-24, c.s. dated 12/11/2002, found on the PPF website.

Child Care, Chapter 594, Laws of 2000

Chapter 594 allows members who were on leave without pay for purposes of authorized child care leave to purchase uniformed credited service. A member must file an application not later than ninety (90) days from the final date of the leave. See Operations Order 11, dated 1/22/01, found on the Police Pension Fund website.

Bosnia Bill, Chapter 606, Laws of 2000

Chapter 606 permits PPF members to purchase police duty rendered on behalf of the U. S. Government that is located in a foreign country (e.g., Bosnia). When such police service is combined with qualifying military service under Chapter 606, a maximum of four years of service may be purchased. See Operations Order 35, dated 05/21/2001, found on the Police Pension Fund website.

Contributions

During active service, members are required to make pension contributions until eligibility for Service retirement, at which point all contributions become voluntary. At the time of hire to the NYPD, members are assigned a contribution rate based upon their age. Member contributions in Tier 2 earn a statutory 8.25% interest, paid by the City and compounded annually. The contribution rate is applied to the member's pensionable earnings during their career and when combined with earned interest, creates what is called the "required amount." The required amount is unique to each member and is the amount necessary to remain in the account to receive a retirement benefit with no reduction. This amount "freezes" when the member becomes eligible for service retirement, as contributions are no longer necessary after such point.

Pensionable earnings consist of: base salary, overtime, night differential, holiday pay, worked vacation, portal to portal and allowable longevity..

Per Internal Revenue Code § 414(h), member contributions made on or after December 1, 1989, are not subject to federal taxation, but are subject to state and local income taxes. Member contributions made before December 1, 1989 are subject to federal, state and local taxation.

Contribution Rates

Age at Appointment	Required Rate	=	City/ITHP Rate	+	Member Rate
17	8.55%		5.00%		3.55%
18	8.40%		5.00%		3.40%
19	8.20%		5.00%		3.20%
20	8.05%		5.00%		3.05%
21	7.85%		5.00%		2.85%
22	7.65%		5.00%		2.65%
23	7.50%		5.00%		2.50%
24	7.30%		5.00%		2.30%
25	7.15%		5.00%		2.15%
26	6.95%		5.00%		1.95%
27	6.80%		5.00%		1.80%
28	6.65%		5.00%		1.65%
29	6.45%		5.00%		1.45%
30	6.30%		5.00%		1.30%
31	6.15%		5.00%		1.15%
32	6.00%		5.00%		1.00%
33	5.85%		5.00%		0.85%
34	5.65%		5.00%		0.65%
35	5.50%		5.00%		0.50%
36	5.35%		5.00%		0.35%
37	5.20%		5.00%		0.20%
38	5.05%		5.00%		0.05%
39	4.90%		5.00%		0.00%
40	4.75%		5.00%		0.00%

Voluntary Employee Contributions

Waive ITHP

The City assumes 5% of a member's contribution rate, which is referred to as "increased take home pay" or "ITHP." The City's assumptions are placed in a separate account and partially fund the benefit. City ITHP cannot be borrowed against or otherwise taken as a distribution by the member; however, the ITHP assumption made after a member is eligible for service retirement, but continues working, is annuitized and added as an additional monetary benefit when the member ultimately retires. The City assumes this ITHP rate regardless of whether the member is making any pension contributions, as long as the member is active. A member may elect to waive the City's ITHP assumption and make their entire contribution. For instance, if a member's assigned rate is 7%, the member contributes 2% and the City assumes 5%; if ITHP is waived, the member contributes 7% to his account, all of which earns interest, and the City continues to assume the 5%, which is deposited into a separate account. This is a very common voluntary election by Tier 2 members, because it creates an excess in the account and leads to a greater retirement benefit. ITHP waiver contributions made by members are tax deferred. 5% by the City.

50% Additional

In addition to the ITHP waiver, a member can also participate in another voluntary contribution program: the 50% additional. Under this program, a member can contribute an additional 50% of their required contribution rate to their account. With the above example, if a member is assigned an 7% contribution rate, the additional contribution would be 3.5%. This contribution is made post-tax, but earns the guaranteed interest in the account, which is tax deferred. **Stop or Reinstate Member Contributions**

Even though it is not advisable, a member may stop making pension contributions. When this occurs, the City will continue making the ITHP contribution. **It is important to note that stopping member contributions will create a shortage in the ASF account; if that shortage is not repaid it will result in a lower pension upon retirement.** See the "Shortages" section for further information.

Members may only stop member contributions until earnings for the year reach the level upon which FICA (Social Security) taxes are no longer imposed. If and when a member's earnings reach that level, member contributions are automatically reinstated.

A member may reinstate member contributions at any time.

Member Contributions While on Military Leaves

Members may take military leaves with or without pay during their career with the NYPD; however, all members must be given the opportunity to purchase pension credit for such leaves.

The Uniformed Services Employment and Reemployment Rights Act of 1994 (“USERRA”) military service members’ pensions—as well as employer and employee contributions to pension plans—are required to be computed based on the rate of compensation the employees would have received but for their periods of military service.

Therefore, when a member goes on military leave, PPF must impute, for purposes of pension calculations, overtime and night-shift differential compensation that members would have earned had they not taken military leaves during their careers with the NYPD.

For example, the member may ordinarily have earned overtime or night-shift differential compensation, but missed the opportunity to do so because of military obligations. Military service begins on the day a member begins his or her leave from the NYPD for the purposes of military service; this may include use of annual leave and/or compensatory time. The military service is deemed completed on the day before the member returns to the NYPD.

To determine the amount of earnings a member would have earned, PPF will average any additional differential payments and overtime the member earned during the 12 months immediately preceding his or her active military service. PPF will then add the base pay to the imputed earnings to reach the pensionable earnings for the military leave. Members are responsible for making additional pension contributions to the Fund.

Excess Contributions/Refund of Excess

A member with twenty or more years of service and no shortage may make an application for a refund of any excess funds in the member’s account. If no refund request is made by the time of retirement, the pension will be increased by the actuarial value of the excess.

A refund of excess is the return of any funds in a member’s account above the amount required on the member’s 20th anniversary. **All taxable distributions are subject to a 20% withholding.** The withholding tax is credited toward the payment of the tax on the distribution. **Members under the age of 59 ½ are also subject to a 10% penalty on the distribution;** however, if a member is retiring from the service, the age for the 10% penalty is reduced from 59 ½ to age 50. Members retiring are eligible to roll over a taxable distribution into an IRA, thereby avoiding the 20% withholding and 10% penalties.

A member who requests a refund of excess will receive a 1099 from the Comptroller’s Office at the end of the year for the distribution.

Refund of Contributions upon Separation From The Fund

If a member separates from the Fund for reasons other than retirement (resignation, termination, or death) a request for a refund of accumulated contributions plus interest may be made. If contributions are left with the Fund, the money will continue to earn interest for a maximum of five years from the date of separation. After this time, the contributions will no longer accrue interest and will be refunded. If a member has a taxable outstanding loan balance, a Form 1099-R will be generated at the end of the separation year.

Loans

Overview

The maximum allowable loan for members, including any outstanding loans, cannot exceed 90% of accumulated contributions, plus interest.

Loans are issued in multiples of \$10.00, with a minimum amount of \$100. Members are limited to holding 10 outstanding loans at one time, and no more than two new loans may be granted during any 12-month period.

Repayments are automatically deducted from salary checks in the amount specified by the member, but in no event less than 2% of the bi-weekly gross check. Payments may not exceed 10% of the bi-weekly gross check without written authorization from the member. Repayment on all loans must occur prior to a member's 63rd birthday. Members must appear in person at the Pension Fund if they desire to repay loans prior to termination.

Loans with a repayment schedule of five years (130 payments) or less are treated as separate loans for purposes of repayment, tax liability and tracking. Loans being repaid with a term of five years or more will be combined, resulting in a single repayment on the combined loan. If there is a prior loan outstanding, a new loan will have a separate repayment schedule unless the consolidated loan will be repaid in full by the original repayment date.

Why Pension Loans Cause Shortages

A pension loan causes a shortage even if the loan is repaid. The interest on a member's ASF account is 8.25%, whereas the interest on a pension loan 4.0%. Accordingly, making regular pension contributions during the loan repayment period, or even fully repaying the loan, does not prevent the shortage from occurring because the loan is repaid at 4.25 percentage points lower than what the borrowed funds would have earned in the account.

When a member's ASF account falls below the required amount there is a shortage in the account. If not repaid, a shortage will reduce the member's pension at retirement.

The Police Pension Fund recommends that members carefully evaluate whether taking a pension loan is the best option.

Loan Repayment and Insurance

Members may repay a loan in full or in part at any time; the minimum partial payment is \$500. Additionally, members may change the loan payment amount during the months of May and November.

If a member dies prior to retirement, loans with a combined balance up to \$25,000 are insured, subject to how long each loan has been outstanding, as follows:

Days Loan Outstanding	Percentage of Loan Insured
Less than 30 days	0%
30-59 days	25%
60-89 days	50%
90 or more days	100%

Deferred Compensation Plan Loans

The NYC Deferred Compensation Loan Program (DCLP) works in conjunction with Loans taken at the Police Pension Fund.

The maximum DCLP loan is the lesser of:

- 50% of a participant's DCP account balance; or
- \$50,000, reduced by the highest outstanding principal at the Police Pension Fund during the 12-month period ending on the date of the proposed DCLP loan.

Police Pension Fund members seeking a DCP loan must have the Police Pension Fund certify their highest outstanding PPF loan balance during the above period. NYC Deferred Compensation will not issue a loan if the combined PPF/DCP loan balance exceeds the \$50,000 DCLP maximum.

For more information visit www.nyc.gov/nycppf and click the Loan Services link, then click the Deferred Compensation Loans link.

Loan Taxability

A pension loan will be taxed when the member borrows taxable contributions (i.e., 414(h) contributions made after December 1, 1989) and

- the cumulative loan principal is greater than \$50,000; or the term of repayment exceeds five years.

A member under the age of 59 ½ will incur an additional 10% penalty on the taxable loan amount.

An IRS Form 1099-R is issued if taxable contributions are borrowed. The Fund sends a 1099-R to the address listed on file.

Principal Residence Exception

Internal Revenue Code §72(p)(2)(B)(ii) provides an exception to the five-year rule mentioned in “Loan Taxability” above, if the loan is used to purchase a principal residence. If it can be demonstrated that the loan falls within this exception, the IRS will allow deferral of the tax payable on the loan. PPF is required by law to send an IRS Form 1099-R for this loan.

To establish the right to this exception, the IRS requires documentation of the residence purchase. Documentation examples may include: the HUD-1 Settlement Statement, an Affidavit of Occupancy, the Deed of Trust, Mortgage Terms/Note and the Home Insurance Policy. Members wishing to use this exception should consult a tax professional to ensure the appropriate documentation is provided.

Taxability of the Final Withdrawal

A member may elect to withdraw up to 90% of the required amount at retirement. This is called the final withdrawal (sometimes called the “final loan”). The final withdrawal can consist of both taxable and/or non-taxable funds. The final withdrawal will also create a reduction in the member’s retirement allowance.

The portion of the final withdrawal made up of taxable contributions is subject to federal tax withholding at 20%. Taxable contributions withdrawn are also subject to a possible 10% tax penalty for members younger than 50.

Any portion of the final withdrawal that is made up of tax-free funds may pass directly to you tax-free. Contributions made before December 1, 1989, lump sum contributions made to pay off a shortage, and/or 50% Additional contributions are all made using post-tax funds; accordingly, these contributions may be withdrawn tax-free at retirement.

Members have the option of choosing a direct rollover for the final withdrawal. By choosing a direct rollover, the Fund will make the payment of a final withdrawal directly to the IRA or employer’s plan selected by the member. Part of the payment can be made to an IRA or employer’s plan with the remainder paid directly to the member.

Members also have the option of receiving the entire payment directly; however, if any taxable money is paid directly to the member, the Fund will withhold 20% of the taxable amount as federal withholding taxes. Members may want to consult a professional tax adviser to assist in making this decision.

At retirement, the Police Pension Fund provides every retiree with the tax-free/taxable breakdown of their ASF contributions as well as the tax-free/taxable composition of the final withdrawal and any outstanding pension loans, as applicable.

Pension Shortages

Shortage Causes

A shortage occurs whenever a member's ASF balance falls below its required amount. If a member's ASF balance is higher than the required amount, the ASF has an excess. There are four possible causes of a shortage in your ASF:

1. Pension loan

This creates a shortage because loans are repaid at 4% interest, whereas the ASF earns 8.25% interest. Accordingly, the ASF does not earn the additional 4.25% the loan principal would have earned had it stayed in the member's account (8.25% minus 4% = 4.25%). The lost interest creates a shortage, even if the member repays the loan before retirement and continues to make pension contributions.

2. Insufficient member contributions

A shortage may be created anytime a member stops pension contributions. Some members choose to stop making pension contributions and contribute to the NYC Deferred Compensation Plan; by doing so, the member may have a pension shortage at retirement.

3. Service transfers and most buybacks

With service transfers and most service buybacks, the required rate must be adjusted to the rate corresponding to the member's age at the start of the service transferred or purchased, creating a shortage. PPF will inform members of any change in the required amount.

Example: A member appointed on January 9, 1996 at age 24 (7.30% required rate) purchased three years of uniformed service (January 1, 1991 to December 31, 1993), which changes the membership date to January 1, 1991. As the member was 19 years old on January 1, 1991, the new required contribution rate becomes 8.20%. Because the member was contributing at a lower rate before the buyback occurred, the member now has a shortage.

4. Contract settlement

Receiving back pay from a contract settlement can also create a shortage. At the time a member receives back pay, member contributions are deposited into the ASF account. However, the ASF account did not earn the interest on these contributions while the contract was being settled. Since interest earned on contributions is part of a member's required amount, a shortage may occur.

Effects of a Shortage

If a member has a shortage that has not been repaid prior to retirement, the pension will be reduced by the actuarial value of the shortage. When a member has a pension shortage, the member is given the opportunity to pay back the shortage before retirement. Shortages may be caused in any number of ways, as described above.

Example: A 45-year-old member retires for Service with a \$50,000 shortage. To create the actuarial value of this shortage, it is multiplied by the age-driven actuarial factor (per thousand dollars of shortage) of \$81.78, resulting in a pension reduction of \$4,088 per year.

Reducing a Shortage

Members can reduce or eliminate a shortage in any of the following ways:

1. **Waive ITHP**

By waiving ITHP, the member agrees to contribute 100% of the required rate; contributions assumed by the City still remain in effect when a member waives ITHP. City ITHP does not appear on your pay stub, but City ITHP plays a major role in funding your pension. Waiving ITHP can help decrease a shortage and may even result in an account excess.

2. **Choose 50% Additional**

Choosing 50% Additional has similar benefits to waiving ITHP, but 50% Additional contributions are made from after-tax income rather than pre-tax income. Reducing a shortage by choosing 50% Additional may result in ASF funds that can be withdrawn tax-free at retirement.

3. **Lump Sum Contribution**

A member may also eliminate a shortage by making a lump sum payment. The Fund will only accept a lump sum payment of \$500 or more. This may be done at any time either in person or by mail. The member must request a shortage evaluation at the time of the payment and submit a personal check to the Membership Services Unit payable to the New York City Police Pension Fund. This payment is then credited to the member's ASF account. **Note:** Members may only make lump sum contributions if a shortage exists in the ASF account.

Effect of the Final Withdrawal

At retirement, a member may take a final withdrawal (sometimes called a "final loan"). Members may withdraw up to 90% of their required amount, as well as some or all of their excess, if applicable. Taking a final withdrawal has the same effect as creating a shortage; therefore the member's pension will be reduced for the life of the pension. Having an outstanding loan balance at the time of retirement may also have the effect of creating a shortage.

Retirement

Applicants for Service Retirement should call the Retirement Processing Unit for an appointment three to four weeks before filing for retirement. Filing for retirement must be done in person at least ten days prior to the start of terminal leave and at least 30 days prior to the retirement date. Members are authorized to take an administrative tour for retirement processing.

A member appearing at PPF for retirement must be in possession of his or her shield and identification card.

Pension checks are mailed to a member's mailing addresses on file with the Fund unless a member requests otherwise. Members may have pension payments directly deposited to any bank upon the submission of an Electronic Funds Transfer (EFT) Form. It is the member's responsibility to keep address information current with the Fund, even after retirement.

Procedures for all members applying for retirement

Property Receipt—Discontinuance of Service (PD 520-013)

This form must be completed and signed by the Commanding Officer of the member's permanent command, or an officer at least a rank above the member within the command, and delivered by the member to Retirement Processing. The field, "Next Scheduled Tour After Leaves, Except Terminal Leave" must be filled out on this form. The date in this field is the starting date of terminal leave. All NYPD equipment listed on the Property Receipt (PD-520-013) must be turned in at the member's command.

Firearms

Members who are New York City residents and wish to obtain a New York City Pistol License must visit www.licensing.nypdonline.org. The Application should be submitted four weeks prior to the member's obtaining a retired ID card for processing, otherwise the member may be subject to vouchering firearms until the permit is processed. Questions regarding the Handgun License Application should be directed to the License Division at (646) 610-5536 or <https://licensing.nypdonline.org>.

Members who are not New York City residents may need to provide a copy of the Property Clerk Invoice (PD 521-141) for all firearms listed on the NYPD Force Record Card if an HR218 card is not obtained. Please contact your resident county for further instructions regarding their process.

Health Insurance Information

Members, and in some cases beneficiaries, may be eligible for health benefits from the City of New York. Members appointed on or before December 27, 2001 need at least five years of credited service; members appointed on or after December 28, 2001 need at least ten years of credited service. Please note members who retire on an Accidental Disability Retirement are eligible for health benefits immediately; members who retire on an Ordinary Disability Retirement need at least five years of credited service to be eligible for health benefits.

Health benefits are only available to a person actually collecting a pension. For example, a member who vests with 10 years of service and does not collect a retirement allowance until what would have been the member's 20th anniversary is not eligible for health benefits until the Fund begins to disburse the retirement allowance. Members should contact Employee Health Benefits at the NYC Office of Labor Relations at 40 Rector Street, New York, NY 10006 or (212) 306-7390 for further information regarding health benefits.

For health insurance purposes, the following information must be provided when a member appears at the Fund to retire:

- ✓ GHI, HIP or other health plan card;
- ✓ Spouse's date of birth and Social Security Number;
- ✓ Date of marriage;
- ✓ Dates of birth and Social Security Numbers of dependent children;
- ✓ If spouse is employed and has health insurance, bring pertinent information (name of employer, health plan, and policy number).

Retirement Processing

During the retirement process at the PPF, members are provided information on health insurance, pension survivor options, employment restrictions, withholding tax and other important retirement issues. The member's retirement date will be set, and estimates for both final pension and pre-finalization pension will be provided.

Estimate of Final Pension

An applicant for retirement will receive a pension estimate after meeting with a retirement processor—this is only an estimate. Any additional overtime, night differential and worked vacation earned between the estimated retirement date and the actual retirement date will be included at finalization. Any difference in monthly average earnings between the retirement processing date and the finalization date will be disbursed as a retroactive payment.

Terminal Leave

Members are entitled to take all accrued time and terminal leave after the last day on active duty, or request a lump sum payment for such time. All accrued time must be used prior to the

start of terminal leave. During terminal leave, members remain on the active payroll. Terminal leave will not be granted if a member has charges pending with the Police Department.

Application Withdrawal

A member being processed for Vested or Service Retirement may withdraw the retirement application while it is still pending by appearing at the Fund in person at least one business day prior to the scheduled retirement date. Any terminal or annual leave used prior to withdrawal of the retirement application may not be restored; however, unused terminal leave may be used toward a future retirement. A member must work 30 days after withdrawing an application for retirement to be eligible for annual leave in the next calendar year.

Final Average Salary

- **Members appointed before July 1, 2000**—Final average salary is the greater of pensionable earnings in one of the following periods:
 - Final 12 months immediately preceding the retirement date; or
 - Average of the final 36 months immediately preceding the retirement date; or
 - Average of the best three consecutive calendar years.
- **Members appointed on or after July 1, 2000**—Final average salary is defined as pensionable earnings in the final 12 months of service.

Pensionable Earnings

Pensionable earnings are made up of salary, overtime, night shift differential, worked vacation and allowable longevity. If the final 12 months immediately preceding the retirement date are used to calculate final average salary, pensionable earnings may not exceed 120% of the previous 12 months' pensionable earnings. If the average of the final 36 months immediately preceding the retirement date or average of the best three consecutive calendar years is used to calculate the final average salary, no single year's pensionable earnings may exceed 120% of the average of the two previous years' pensionable earnings.

A member's uniform allowance, Fair Labor Standards Act (FLSA) payments and excluded longevity are not pensionable earnings. After 20 years of service, longevity is pensionable only at the 5- and 10-year levels. After 25 years of service, full longevity is pensionable.

Vested Retirement

A member “vests” after five years of uniformed service and becomes eligible for pension benefits. The member may apply for Vested Retirement at any point between “vesting” and eligibility for Service Retirement. The application for Vested Retirement must be filed at the Police Pension Fund at least 30 days before discontinuance of active police service.

A Vested Retirement Pension starts on the earliest date the member would have been able to retire for Service. Vested retirees are not entitled to terminal leave before separation from service, Variable Supplements Fund payments or the Reserve for Increased Take-Home Pay.

Note: New York State service may not be counted for vesting purposes until after the completion of five years of New York City uniformed service.

A Vested Retirement pension benefit is as follows:

$1/40 \times \text{final average salary} \times \text{years of uniformed service}$

plus

$75\% \times 1/60\text{th} \times \text{last five-year average earnings}$
 $\times \text{years (to the day) of all prior non-uniform service}$

plus

Annuity value of ASF in excess of the required amount

less

Annuity value of ASF balance shortage

Health benefits note: Health benefits stop on the vested separation date, but vested retirees become eligible to receive health benefits beginning on their 20th anniversary. However, the credited service required in order to receive health benefits varies by appointment date.

Service Retirement

Members are eligible for Service Retirement upon completion of 20 years of Allowable Police Service. The application for Service Retirement must be filed at the Police Pension Fund at least 30 days before discontinuance of active police service.

A Service Retirement pension benefit is as follows:

50% of final average salary
plus
1/60th of total earnings after the 20th anniversary
plus
75% x 1/60th x average earnings for the last five years x
number of years (to the day) of all prior non-uniform service
plus
Annuity value of City ITHP contributions after the 20th anniversary
plus
Annuity value of ASF in excess of the required amount
less
Annuity value of ASF shortage

Termination

Pursuant to Chapter 514 of the Laws of 2011, if a member is dismissed from the NYPD, for any reason other than a felony conviction, and the member has at least 20 years of Allowable Police Service, the member will be deemed to have retired as of the date of his dismissal and will suffer no loss of rights or benefits from the PPF. If a member is convicted of a felony, the member may forfeit any right to a retirement benefit. This law applies only to members who are terminated after September 23, 2011.

Variable Supplements Fund

Members who **retire for Service** are eligible to receive an annual statutorily defined Variable Supplements Fund (VSF) payment in addition to regular pension payments. The VSF is prorated based upon the number of full months of retirement in the retirement year. The annual VSF benefit for 2011 and every year thereafter is \$12,000. **Only members who retire for Service Retirement are eligible for VSF benefits.**

VSF DROP (Deferred Retirement Option Plan)

In addition to the annual VSF benefit discussed above, members who continue on active duty beyond the 20th anniversary, and ultimately retire for Service, may be entitled to the VSF DROP (Deferred Retirement Option Plan), also known as the “Banked Variable.” The VSF DROP was designed to retain experienced members of the NYPD by guaranteeing a lump sum payment upon retirement for each year the member remains in active service beyond the member’s twentieth police anniversary. Accrued VSF DROP funds are eligible for rollover, subject to IRS regulations.

The VSF DROP is not payable to members who die in active service or retire for a disability.

VSF Payment Schedule

VSF payments and VSF DROP payments will be made or credited on or about December 15th of the retirement year. Members who retire in the month of December are not eligible for a prorated VSF for the month; however, if the member is eligible for the VSF DROP, it will not be paid until December of the following year.

Disability Retirement

An application for Ordinary or Accident Disability may be made by a member who is incapacitated from performing the duties of a police officer.

A disability application may be filed by the member or a legally authorized person acting on the member’s behalf; or by a committee or conservator duly appointed by a court of competent jurisdiction; or by the Police Commissioner.

Applications for ODR and ADR are made at the Medical Division, 1 Lefrak City Plaza, 59-17 Junction Boulevard, Corona, New York, 11368. Applicants will be notified of the time to appear before the Medical Board for examination.

After the examination, the Medical Board will report to the NYCPPF Board of Trustees with a recommendation for approval or disapproval of the disability application. After the Board of Trustees meeting, members are informed of the decision and other necessary information.

If a member has 20 years or more of allowable police service, the application for Ordinary Disability Retirement may be withdrawn and the member may retire for Service, provided the Police Pension Fund Board of Trustees has not made a final disability determination. The application withdrawal request must be sent in writing to the Executive Director of the Police

Pension Fund. This request also requires the approval of the Chairman of the Police Pension Fund Board of Trustees.

Note: Under either Ordinary Disability or Accident Disability Retirement, a member may choose either the Maximum Retirement Allowance or a pension option to provide for a beneficiary upon the death of the member.

Ordinary Disability Retirement (ODR)

Members are eligible to apply for an Ordinary Disability Pension regardless of age or years of uniformed service. To be granted an Ordinary Disability Retirement, a member must be found to be physically or mentally unable to perform regular job duties by the Medical Board. If the Medical Board finds the member to be disabled, the Police Pension Fund Board of Trustees then makes the final determination for or against Ordinary Disability Retirement.

The ODR benefit is calculated differently depending on a member's length of credited service.

Member with less than ten years of credited service:

Pension equal to 33 1/3% of final average salary
plus
An annuity based on ASF balance in excess of required amount
less
Annuity value of any shortage

Member with ten or more years of credited service:

Pension equal to 50% of final average salary
plus
An annuity based on ASF balance in excess of required amount
less
Annuity value of any shortage

Member with twenty or more years of credited service:

Pension equal to (years of all credited service) /40 x final average
salary
plus
An annuity based on ASF balance in excess of required amount
less
Annuity value of any shortage

Accident Disability Retirement (ADR)

Members are eligible to apply for an Accident Disability Pension regardless of age or years of uniformed service. In order to be granted Accident Disability Retirement, the Medical Board must find the member to be physically or mentally unable to perform police duties as the result of an accident sustained in the line of duty. If the member is found to be disabled in this way, the Police Pension Fund Board of Trustees then makes the final determination regarding ADR. An ADR pension becomes effective after the last day a member is on the active NYPD payroll.

An ADR pension benefit is as follows:

75% of final average salary
plus
1/60th of total earnings after the 20th anniversary
plus
Annuity value of ITHP Reserve Account
plus
Annuity value of ASF account balance

World Trade Center Disability Law

Active and retired Police Pension Fund members who participated as active member in the World Trade Center rescue, recovery, and clean-up operations may receive an Accident Disability Pension if found to be disabled as a result of such participation. A Notice of Participation must be filed by September 11, 2022 to preserve eligibility for applying.

2009 Taxability Change

Pension benefits are non-taxable for members who retired on ADR before January 1, 2009.

Members who retired on ADR on or after January 1, 2009 are subject to taxation on the following portions of the Accident Disability Pension:

- ✓ The portion of the pension that is attributable to member contributions under IRC § 414 (h) and accumulated interest on all member contributions; and
- ✓ ITHP attributable to years after 20 years of service; and
- ✓ The additional 1/60th benefit for years after 20 years of service.

All other pensions (Service, Ordinary Disability and Vested) are subject to the Internal Revenue Code, but are exempt from New York City, New York State and Social Security taxes.

Members are required to ensure that federal income taxes are withheld from their pensions. The tax laws of all states are different and subject to change; when relocating after

retirement, the Fund recommends researching the state's tax laws, or consulting a tax professional.

Cost of Living Adjustments (COLA)

A retiree becomes eligible for Cost of Living Adjustments (COLA) at age 62 if retired for at least five years, or at age 55 if retired for at least ten years, and all disability retirees are eligible for COLA after being retired for five years. The COLA amount is calculated at $\frac{1}{2}$ the Federal Consumer Price Index (CPI), with the minimum amount being 1% and the maximum being 3%.

Spouses collecting a benefit under a joint and survivor option may also be eligible to receive COLA; however, the beneficiary receives 50% of the amount that the member/retiree would have received.

The COLA amount is applied to the first \$18,000 of the retirement allowance, or to the full retirement allowance if less than \$18,000. COLA payments to Service retirees are subtracted from their VSF payments until attainment of age 62, after which point the retiree will receive both the full COLA and full VSF payments.

Pension Options

Through a pension option, a member may elect to receive a smaller retirement allowance while alive in order to provide a benefit for a beneficiary upon the member's death. There are nine options that provide such benefits; a member may elect one at the time of retirement. Each option has a cost, determined by the member's age and the beneficiary's age at the time of the member's retirement. Option selection is generally irrevocable.

To receive the Maximum benefit and yet still provide for a beneficiary, commercial life insurance policies or annuities should be considered.

Maximum Retirement Allowance

The Maximum Retirement Allowance is the highest pension to which a member is entitled by law. Under the Maximum Retirement Allowance, the pension ceases upon the member's death, and no further pension payments may be made to any survivors.

Option Two: 100% Joint and Survivor

Upon the member's death, the designated beneficiary receives 100% of the member's total monthly benefit for the rest of his or her life. Only one beneficiary may be named and may not be changed. If the beneficiary predeceases the member, pension payments continue at the

reduced rate unchanged; a new beneficiary may not be named and benefits cease upon the death of the member.

Note: Option 4-2 below has the same beneficiary and payment structure as Option 2, 100% Joint and Survivor, except that Option 4-2 allows the pension to revert to the Maximum Retirement Allowance should the beneficiary predecease the member.

Option Three: 50% Joint and Survivor

Upon the member's death, the designated beneficiary receives 50% of the total monthly benefit for the rest of his or her life upon the death of the member. Only one beneficiary may be named, and that beneficiary may not be changed. If the beneficiary predeceases the member, pension payments continue at the reduced rate unchanged; a new beneficiary may not be named and all benefits cease upon the death of the member.

Note: Option 4-3 below has the same beneficiary and payment structure as Option 3, 50% Joint and Survivor, except that Option 4-3 allows the pension to revert to the Maximum Retirement Allowance should the beneficiary predecease the member.

Option 4: Lump Sum

Upon the member's death, the designated beneficiary, or beneficiaries, will receive a specific amount (lump sum), determined at the time of finalization. More than one beneficiary may be designated, and such beneficiaries can be changed at any time.

Option 4: Annuity

Upon the member's death, the designated beneficiary receives a retirement allowance specified by the member payable for the life of the designated beneficiary. Only one beneficiary may be named, and that beneficiary may not be changed. If the beneficiary predeceases the member, pension payments continue at the reduced rate unchanged; a new beneficiary may not be named and all benefits cease upon the death of the member.

Note: Option 4-4 below has the same beneficiary and payment structure as Option 4, Annuity, except that Option 4-4 allows the pension to revert to the Maximum Retirement Allowance should the beneficiary predecease the member.

Option 4-2: 100% Joint and Survivor with "Pop-Up"

Upon the member's death, the designated beneficiary receives 100% of the member's total monthly benefit for the rest of his or her life. Only one beneficiary may be named and may not be changed. If the beneficiary predeceases the member, pension payments revert to the Maximum Retirement Allowance.

Option 4-3: 50% Joint and Survivor with “Pop-Up”

Upon the member’s death, the designated beneficiary receives 50% of the member’s total monthly benefit for the rest of his or her life. Only one beneficiary may be named and may not be changed. If the beneficiary predeceases the member, pension payments revert to the Maximum Retirement Allowance.

Option 4-4: Annuity with “Pop-Up”

Upon the member’s death, the designated beneficiary receives a retirement allowance specified by the member payable for the life of the designated beneficiary. Only one beneficiary may be named, and that beneficiary may not be changed. If the beneficiary predeceases the member, pension payments revert to the Maximum Retirement Allowance.

Option 5: Five Year Certain

If a member elects this option, the benefit is payable to the retiree for life; however, if the member dies within 5 years of retirement, the benefit is only payable to the designated beneficiary until the 5th anniversary of the member’s retirement. For example, a member may elect this option and live for 15 years after retirement, upon the member’s death the benefit would cease and not be payable to a beneficiary. Conversely, if a member died one year after retirement, under this option the benefit would be payable to the beneficiary for 4 more years.

Option 6: Ten Year Certain

If a member elects this option, the benefit is payable to the retiree for life; however, if the member dies within 10 years of retirement, the benefit is only payable to the designated beneficiary until the 10th anniversary of the member’s retirement. For example, a member may elect this option and live for 25 years after retirement, upon the member’s death the benefit would cease and not be payable to a beneficiary. Conversely, if a member died 3 years after retirement, under this option the benefit would be payable to the beneficiary for 7 more years.

Pre-finalization Pension

After retirement, members will receive a monthly pension of approximately 90% of their estimated final pension. Full monthly pension payments will not be received until the benefit is certified by the Chief Actuary of the City of New York. Upon certification by the Actuary, a pension is considered finalized. After finalization, members begin to receive full monthly pension payments. Any retroactive adjustments are included in the first full pension payment.

Note: Members considering choosing an option may wish to withhold more than 10% from the pre-finalization pension because choosing an option results in a pension lower than the Maximum Retirement Allowance because of the cost of the option.

Finalization Requirement

A pension cannot be finalized unless either the Maximum Retirement Allowance or a pension option is selected. The Fund will send three notices for option selection; if no response is received after the third notice, the Fund will finalize the pension at the Maximum Retirement Allowance. Finalization is generally irrevocable.

Reinstatement and Restoration of Membership

Before the 20th Anniversary

Return within five years and member contributions were not withdrawn

If member contributions have not been withdrawn and the member returns to service within five years of the separation date, membership with the Fund has not ceased. Accordingly, the prior service must be automatically credited to the member. The member's required contribution rate would continue to be based on the member's original tier and appointment date.

Return after five years or member contributions are withdrawn

To receive credit for the prior NYPD time if contributions have been withdrawn, or if you rejoin more than five years after separation, the member must purchase the prior service through a Chapter 646 or Chapter 552 buyback.

After the 20th Anniversary

If, after Service Retirement, a member rejoins the NYPD the pension stops and an active membership begins in the Police Pension Fund. The member will receive a new Tax ID number upon reinstatement. The member will receive a new required rate based on age at reinstatement and start pension contributions as any new PPF member would.

Note: If a member reinstates at age 39 and older, the member contribution rate will be negated by the ITHP unless ITHP is waived and/or the member participates in 50% Additional. The required rate for members 39 and older is less than the 5.0% the City assumes with ITHP.

A reinstated member must work at least five years after reinstatement before the new service and the prior service from the earlier retirement may be combined for purposes of retiring on a recalculated pension.

If a member qualifies for the full value of a recalculated pension, a member must first repay to the Police Pension Fund all pension funds received prior to reinstatement. Any prior pension amount not repaid at the time of the member's second retirement will be actuarially deducted from the recalculated pension.

If the member retires for a second time before completing five years of uniformed service after reinstatement, the pension will be the original pension, adjusted for additional 1/60th and ITHP values.

Retiree Employment Restrictions

NYCPPF retirees must comply with post-retirement earnings restrictions to ensure any portion of the retirement allowance is not jeopardized. All PPF retirees are subject to post-retirement limitations and reemployment restrictions. Violations of any of these laws and/or rules may jeopardize some or all of the retirement allowance.

Service and Vested Retirees-Under 65

Section 211: Waiver Required

RSSL Section 211 enables New York State or any of its political subdivisions to hire non-disability retirees who possess certain qualifying skills; however, such an employer needs to obtain a Section 211 Waiver on behalf of the employee. It is the retiree's responsibility to ensure the employer obtains the 211 Waiver and it remains in force throughout the employment period. The NYS Civil Service Commission and the NYC Department of Citywide Administrative Services (DCAS) are among the entities empowered to grant a Section 211 Waiver.

Section 211(a) – Earnings Cap

If the position's salary or compensation is over \$35,000 and the position is with a former employer (City of New York, except the NYC Dept. of Education), the maximum salary or compensation the non-disability retiree may receive is calculated as follows:

Base:	Current salary* at retirement rank
Less:	Retirement allowance
Equals:	Maximum annual earnings (rounded to the next highest \$500)

**Salary is defined as base pay plus overtime, uniform allowance for rank at retirement and worked vacation.*

The Police Pension Fund will suspend the retirement allowance if the retiree earns more than the maximum annual earnings.

Section 211(b) – No Earnings Cap

If the position the non-disability retiree seeks is not with a former employer (the State, or a municipality in New York State other than NYC), the retiree may be hired with no earnings limitations. However, the employer must obtain a 211 Waiver on behalf of the employee.

Section 212: Earnings Cap

Under RSSL Section 212, a non-disability retiree under 65 years of age may be employed by New York State or any of its political subdivisions without prior approval of the New York State Civil Service Commission or DCAS. However, the employee's annual salary or compensation must be equal to, or less than, an amount determined by the New York State Legislature (currently \$35,000). A retired PPF member must notify the Executive Director of NYCPPF in writing if he intends to exercise this right, using the RSSL 212 Certification Form. If the retiree's earnings exceed the state-established limit, PPF will suspend, and if necessary recoup, the pension benefit for that year.

Retirees Age 65 and Over

In the calendar year in which a non-disability retiree attains age 65, and every year thereafter, the retiree has no restrictions on earnings paid by New York State or any of its political subdivisions.

Public Benefit Corporations

Section 1117 of the New York City Charter does not apply to Public Benefit Corporations (PBCs), so all retirees may work for such corporations with no earnings limitations.

The following are some common PBCs, including but not limited to:

- 👉 Metropolitan Transportation Authority
- 👉 New York City Housing Authority
- 👉 New York City Transit Authority
- 👉 New York City Dormitory Authority
- 👉 New York City School Construction Authority
- 👉 New York City Convention Operating Corporation
- 👉 New York City Health and Hospitals Corporation
- 👉 New York City Economic Development Corporation
- 👉 New York/New Jersey Port Authority
- 👉 New York State Urban Development Corporation
- 👉 Waterfront Commission of New York Harbor

Safeguards

Before the 20th Anniversary

Before the 20th anniversary, Ordinary Disability or Accident Disability retirees are not governed by Section 1117 of the New York City Charter. Accordingly, such retirees may earn more than \$1,800.00 per year when employed by New York State or any of its political subdivisions or a public benefit corporation.

However, New York City Administrative Code § 13-254 limits the earnings of pre-20th anniversary disability retirees. Maximum earnings are defined as follows:

Base: Current salary* at next highest rank (immediately above retirement rank)
Less: Pension portion of the retirement allowance
Equals: Maximum annual earnings

**Salary is defined as base pay plus overtime, uniform allowance for rank at retirement and worked vacation.*

The Police Pension Fund will suspend the pension portion of the retirement allowance if the retiree earns more than the maximum annual earnings.

After the 20th Anniversary

After the 20th anniversary, disability retirees are governed by Section 1117 of the New York City Charter. RSSL §§ 211 and 212 do not apply to disability retirees after the 20th anniversary as per RSSL § 210. Therefore, such retirees are prohibited from working for the State of New York or any of its political subdivisions.

Note: If a disability retiree becomes an employee of New York State or any of its political subdivisions after the 20th anniversary, PPF will suspend the pension portion of the member's retirement allowance; however disability retirees may be employed by public benefit corporations and non-public organizations with no earnings limitations after the 20th anniversary.

Second Retirement System Membership

A retiree may not join another New York State retirement system as an active member while receiving a pension from the Police Pension Fund. If a retiree does so, the pension portion of the retirement allowance will be suspended; when active membership in the second retirement system ends, pension portion payments will resume.

Active Member Death Benefits

This section describes death benefits available to beneficiaries following the death of an active member. Whenever such a death occurs, the Police Pension Fund Death Benefits staff is available to meet upon request with the designated beneficiary/ies to explain all available benefits.

Payments for All Deaths

The following payments are made in the event of an active member's death, regardless of the cause of death:

- Refund of accumulated contributions, which includes pension loan insurance, if applicable;
- Payment of unpaid salary;
- Payment of worked vacation and lost time, if any

Ordinary Death Benefit (non-line-of-duty, under 20)

This death benefit will be paid provided the member was in service for 90 days or more at the time of death and the member was a salaried PPF member at the time of death.

If the deceased member had under 20 years of service, and the death was not in the line of duty, the beneficiary will receive a lump sum payment equal to three times the member's final years earnings, rounded up to the nearest \$1,000.

Death Gamble Benefit (non-line-of-duty, over 20)

The Death Gamble applies to active members with over 20 years of service and to members retired for Service awaiting finalization of their pension benefit. Under the Death Gamble, members are presumed to have taken Service Retirement the day before they died. The beneficiary of a Death Gamble may receive this benefit either as a lump sum payment of the member's pension reserve accounts or as an annuity for life.

Accidental Death Benefit

An application must be made to the Medical Board to determine whether a member's death was the result of an accident sustained in the line of duty. If the Police Pension Fund Board of Trustees ratifies an affirmative determination from the Medical Board, an Accidental Death Benefit is paid.

The Accidental Death Benefit consists of four parts:

1. A lump sum equal to the member's accumulated deductions and any insured loan amount paid to the designated beneficiary(ies), or the member's estate if no beneficiary.
2. A lump sum payment of the balance in the member's ITHP reserve account.
3. A New York City-paid pension based on 50% of the member's determined salary. This benefit is paid to the spouse; if there is no surviving spouse, or if the surviving spouse dies before any child of the member attains the age of 18 years, or is a full-time student before such child attains the age of 23 years, then the benefit is paid to such a child (or children) while remaining eligible. If the member has no surviving spouse or qualifying child, then the benefit is paid to a dependent father or mother for life.
4. A Special Accidental Death benefit (SADB). This is a New York State-paid pension equal to the member's final year's salary, less the New York City-paid pension and Social Security benefits. The SADB is payable to the surviving spouse or child/children at the time of death. The SADB is not payable to dependent parents, and it may be increased periodically by the New York State Legislature. Effective September 1, 2000, any Cost of Living Adjustment (COLA) received on the New York City-paid 50% pension must be subtracted from the Special Accidental Death Benefit.

Vested Death Benefit

The Vested separation period begins on the date a member leaves police service after vesting and ends on the member's 20th anniversary. A Vested Death Benefit is available to beneficiaries of members who die during the Vested separation period.

The benefit varies with the member's length of allowable police service prior to Vested Separation:

- If the member had less than ten years of service upon vested separation and dies before the 20th anniversary, the beneficiary will receive only the remaining accumulated contributions.
- If the member had ten or more years of service upon vested separation and dies before the 20th anniversary, the beneficiary is entitled to one-half the Ordinary Death Benefit that would have been payable prior to retirement.

Beneficiaries

All members designate a beneficiary (or beneficiaries) for Death Benefits when joining the PPF; however, whenever a member's social condition changes (e.g., marriage, separation, divorce), the beneficiary designation should be updated.

Reviewing beneficiary designations regularly is well worth the time and effort; doing so protects both assets and heirs. Tax filing and open enrollment periods are recommended times to do this. Major life events, e.g., marriage, remarriage, divorce, birth, adoption and death, often create the need to update beneficiaries.

Checking Your Beneficiary

To obtain beneficiary information, please visit webCOPS. If you do not have webCOPS, inquiries can be mailed to PPF, attention: Membership Services Unit. Due to privacy concerns, telephone and e-mail requests are not permitted.

Changing Line Organization Beneficiaries

Whenever checking beneficiary information with the PPF, remember to also contact the appropriate line organization at the address and number listed below to obtain beneficiary information in those records, as well:

<i>Police Officers</i>	Patrolmen's' Benevolent Association (PBA)	212-349-7560
<i>Sergeants</i>	Sergeants' Benevolent Association (SBA)	212-431-6555
<i>Detectives</i>	Detectives' Endowment Association (DEA)	212-587-1000
<i>Lieutenants</i>	Lieutenants' Benevolent Association (LBA)	212-964-7500
<i>Captains & above</i>	Captains Endowment Association (CEA)	212-791-8292

Changing Beneficiaries

You can change your beneficiary on webCOPS. If you do not have webCOPS, you can download the Change of Beneficiary Form on the PPF website and return it to the Fund via mail.

Changing Health Insurance Dependents (Active Members)

To change the dependents on active health insurance by mail or in person, please contact the NYPD Health Insurance Section, 51 Chambers Street, 3rd Floor, New York, New York 10007 or call 646-610-5122 for information.

To change dependents on retiree health benefits, contact the NYC Health Benefits Program to request the appropriate health benefits forms. This Program is located at 40 Rector Street, 3rd Floor, New York, NY 10006 and can be reached at 212-513-0470.

Changing Deferred Compensation Plan Beneficiaries

If enrolled in the NYC Deferred Compensation Plan, call 212-306-7760 for information about updating Plan Beneficiaries. Information is also available at www.nyc.gov/OLR.

Guide for Surviving Beneficiaries

There are few situations in life more stressful than the loss of a loved one; there are no words of comfort at such a difficult time. This section is designed to aid the survivors of PPF members by providing a checklist of who to contact upon the death of a PPF member or retiree, and the information that is required. There are four calls to make:

1. NYPD Operations Unit

Survivors should call NYPD Operations at 646-610-5580, located at NYPD Headquarters, 1 Police Plaza, New York, New York 10038. Pall bearers may be requested at that time and are available for all five City boroughs, Long Island, Westchester, Rockland, Orange and Putnam counties.

2. NYC Police Pension Fund

Please notify PPF in writing at 233 Broadway, 19th Floor, New York, NY 10279, attention: Death Benefits Unit or by telephone at 212-693-5619/5919. Please have the following information available at the time of the phone call: the first, middle and last name of the deceased; the date of death; Social Security Number of the deceased; name of the next of kin; and name, address and phone number of the executor or executrix of the estate, if applicable.

The Fund will need (prompt receipt will expedite the ability to make payments):

- ✓ A certified copy of the death certificate;
- ✓ A copy of the paid funeral bill;
- ✓ A copy of the marriage certificate, if applicable; and
- ✓ A copy of the beneficiary's Social Security card.

3. Member's line organization

Contact the appropriate line organization below, and ask about a possible life insurance policy and whether any continuing optional benefits are available:

PBA	125 Broad St.	11th Floor	212-349-7560
DEA	26 Thomas St.		212-587-1000
SBA	35 Worth St.	First and second floor	212-431-6555
LBA	40 Peck Slip		212-964-7500
CEA	40 Peck Slip		212-791-8292

4. Health Benefits Program (Retired Members)

Contact the NYC Employee Health Benefits to request the appropriate health benefits forms. This office is located at 40 Rector Street, 3rd Floor, New York, NY 10006 and can be reached at 212-513-0470.



SUMMARY PLAN DESCRIPTION

New York City Police Pension Fund
Tier 3 Members

New York City Police Pension Fund

Board of Trustees

Mayor

Police Commissioner

Commissioner of Finance

Comptroller

President—PBA

1st Vice President—PBA

2nd Vice President—PBA

Chairman, Board of Trustees—PBA

President—DEA

President—SBA

President—LBA

President—CEA



Kevin Holloran

Executive Director

Robert Sens-Castet

Deputy Executive Director



Table of Contents

Table of Contents	1
Introduction	4
About PPF	4
How to Contact PPF	5
Membership	6
Credited Service	6
Prior Service Credit	6
Transfer to New York City Police Pension Fund	6
Buyback of Prior Service	6
Chapter 646 of the Laws of 1999	7
Chapter 552 of the Laws of 2000	7
Child Care, Chapter 594, Laws of 2000.....	7
Military Service, RSSL § 1000.....	7
Retroactive Military Seniority (RMS).....	8
Contributions	8
Contribution Rates.....	8
Taxability of Contributions	9
Pensionability of Longevity.....	9
Member Contributions While on Military Leaves	9
Refunds of Member Contributions.....	10
Shortages.....	10
Loans.....	10
Retirement	10
Procedures for all members applying for retirement	11
Property Receipt—Discontinuance of Service (PD 520-013)	11
Firearms.....	11
Health Insurance Information	11
Retirement Processing.....	12
Estimate of Final Pension	12
Terminal Leave	12
Application Withdrawal.....	13
Final Average Salary	13
Tier 3 Original	13
Tier 3 Revised and Enhanced.....	14
Social Security Offset.....	14

Mandatory Retirement	14
Vested Retirement	15
Early Service Retirement	15
Normal Service Retirement	15
Disability Retirement	16
Ordinary Disability Retirement (ODR)	16
Accident Disability Retirement (ADR).....	17
Taxation of Benefits	17
Escalation	17
Full Escalation Date	18
Partial Escalation	18
Deferred Benefit for Escalation – 22 years of service or less	18
Deferred Benefit for Escalation – Normal Service Retirement	18
Deferred Benefit for Escalation and the VSF.....	18
Cost of Living Adjustments (“COLA”)	19
Variable Supplements Fund	19
VSF DROP (Deferred Retirement Option Plan).....	19
VSF Payment Schedule	19
Options	19
Reinstatement and Restoration of Membership	21
Before Service Retirement Eligibility	21
Return within five years and member contributions were not withdrawn	21
Return after five years or member contributions are withdrawn.....	21
Tier 3 to Tier 2	21
After Service Retirement.....	21
Retiree Employment Restrictions	21
Service and Vested Retirees Under 65	22
Section 211: Waiver Required	22
Section 212: Earnings Cap	22
Retirees Age 65 and Over	23
Public Benefit Corporations.....	23
Safeguards: Accident Disability Retirees	23
Safeguards: Ordinary Disability Retirees	24
Second Retirement System Membership.....	24
Death Benefits	24
In Service	24
Vested But Not Yet Collecting	25
Accidental Death	25

Beneficiaries 26

 Checking Your Beneficiary26

 Changing Line Organization Beneficiaries26

 Changing Beneficiaries26

 Changing Health Insurance Dependents27

 Changing Deferred Compensation Plan Beneficiaries.....27

 Guide for Surviving Beneficiaries.....27

Introduction

This booklet is called the Tier 3 Summary Plan Description (“SPD”). This SPD applies to the following Tier 3 plans: Original, Revised, and Enhanced. It is published by the New York City Police Pension Fund (“NYCPPF,” “PPF,” “Fund”), and is intended to summarize provisions relating to the retirement benefits offered to uniformed employees of the New York City Police Department (NYPD) who are subject to the various Tier 3 plans.

This booklet is not intended to be comprehensive. Laws affecting the plan can be added to or changed at any time, which may result in discrepancies within this SPD. In the event of a conflict between the contents of this booklet and any applicable law and/or rules, including, but not limited to, the Administrative Code of the City of New York (“NYCAC”), the New York State Retirement and Social Security Law (“RSSL”), and the Rules of NYCPPF, the applicable Law or Rule will govern.

About PPF

In 2001, legislation provided Corpus Funding for the Pension Fund to begin operations in September 2002 at its new location at 233 Broadway in New York City. The PPF is governed by the Board of Trustees. The Comptroller of the City of New York is Custodian of the funds of the System, and by delegation of the Board of Trustees, has the power to invest those funds. The Executive Director is the chief administrative officer of the agency. The Chief Actuary for the City of New York provides actuarial services to the PPF. The Office of Corporation Counsel provides legal services to the Fund.

NYCPPF is a defined benefit plan, meaning that a specific benefit is provided at retirement in amounts that are paid either on a fixed-dollar basis or as a percentage of compensation. PPF manages the Fund’s invested assets and pays out benefits according to formulas set forth in New York State and City laws. In general, Tier 3 members are governed by Article 14 of the RSSL, the NYCAC, the Rules of the Fund and certain other applicable statutes.

How to Contact PPF

The Fund cannot answer member specific questions regarding financial information or provide legal or tax advice.



In the Fall of 2019, PPF announced a new service for our members: webCOPS. This is a secure website where members can view pension account information and connect with PPF online. Members who register on webCOPS can check their current account balance, verify contact and beneficiary information, and download and submit member request forms. This is the first release of a phased implementation. webCOPS will evolve with scheduled updates over the next few years. Members can register by visiting <https://www.webcops.org/ppfmss>. PPF's Call Center is available to provide webCOPS support during standard business hours – please contact the Call Center at (646) 905-5596 for more information.

Members can also find the answers to many questions quickly and conveniently by visiting the PPF website: www.nyc.gov/nycppf.

At PPF, protecting and securing the privacy of member data is a top priority. Therefore, some transactions require notarization; please refer to the individual form or request. PPF staff does not respond to telephone or e-mail inquiries relating to private member information because the identity of the caller or e-mail writer cannot be confirmed.



For answers to questions of a **general** nature concerning retirement and pensions, please call PPF at (212) 693-5100.



You may send forms or letters to the Pension Fund at 233 Broadway, 25th Floor, New York, New York 10279.



The Fund is also on Facebook! Members, their beneficiaries, and fans of the Fund can “like” us on Facebook at www.facebook.com/nycppf.

In person and online, PPF is proud to be serving the FINEST.

Membership

Uniformed members of the New York City Police Department appointed on or after July 1, 2009 are subject to Article 14 of the RSSL, also known as Tier 3. Contributions to the Fund must be made while employed with the NYPD, but are not required after 25 years of service. Membership in the Fund ceases upon withdrawal of contributions. There are three different plans within Tier 3: Original, Revised, and Enhanced.

Members appointed	Plan
Between July 1, 2009 – March 31, 2012	Tier 3 Original
Between April 1, 2012 – March 31, 2017	Tier 3 Revised
On or after April 1, 2017	Tier 3 Enhanced

Tier 3 Original or Revised members who elected to opt-in to Tier 3 Enhanced are subject to the rights, benefits, and provisions provided by the Enhanced plan. The period to opt-in to Tier 3 Enhanced is now closed.

Credited Service

Participation in the Fund is mandatory for uniformed members of the service. A member will not receive retirement credit for any day not on the payroll, e.g., suspended without pay. Military service with the federal government may be credited pursuant to New York State Military Law §243, the Uniformed Services Employment and Reemployment Rights Act (USERRA), and RSSL §1000, as explained below.

Prior Service Credit

A member is eligible to obtain service credit for any New York State Police and Fire time, or service with the New York City Fire Department. This credited service may count toward the requirements for vesting and retirement.

Transfer to New York City Police Pension Fund

A member may transfer a membership from another public retirement system within the State of New York to PPF. In Tier 3, transferring prior City or State service, other than Police or Fire time, does not provide service credit or an additional monetary benefit. There may, however, be a transfer into a prior tier depending on membership dates. Before deciding whether to transfer service from another pension system, an eligible member should speak with Membership Services.

Buyback of Prior Service

Members must apply and remit payment for all service credit purchases before their effective date of retirement. In the event of retirement prior to completing payment for the service credit

purchase, the amount of service credited to the member shall be proportional to the total amount paid.

Chapter 646 of the Laws of 1999

Chapter 646 of the Laws of 1999 amended RSSL § 645, which allows for the purchase of prior service in another retirement system for a membership that has ceased. Chapter 646 may allow for a Tier change or Tier reinstatement. A member who may be eligible to purchase service under this provision should contact Membership Services.

Chapter 552 of the Laws of 2000

Chapter 552 of the Laws of 2000 allows members the ability to purchase any prior service rendered before becoming a member of the Fund, or any other New York State or New York City retirement system. Only prior police or fire service will provide service credit.

Child Care, Chapter 594, Laws of 2000

Chapter 594 allows members who were on leave without pay for purposes of authorized child care leave to purchase uniformed credited service. A member must file an application not later than 90 days from the final date of the leave.

Military Service, RSSL § 1000

New York State Retirement and Social Security Law (“RSSL”) § 1000 allows members to purchase up to three years of pre-membership military service.

To be eligible for this service credit purchase, the member must:

- ✓ Be in active City service; and
- ✓ Have five years of credited service with PPF, not including the military service being purchased; and
- ✓ Produce a DD-214 demonstrating an honorable discharge from any branch of the U.S Armed Forces.

The cost of this buyback is dependent on appointment date:

- *If the member has a membership date with PPF on or prior to March 31, 2012:*
 - 3% of the member’s compensation earned during the 12 months of credited service immediately preceding the application date multiplied by years of military service claimed

- *If the member has a membership date with PPF on or after April 1, 2012:*
 - 6% of the member’s compensation earned during the 12 months of credited service immediately preceding the application date multiplied by years of military service claimed.

If upon death, retirement, or separation, the service purchase does not produce a greater benefit, the cost of the service purchase must be refunded to the member with interest.

Retroactive Military Seniority (RMS)

Retroactive Military Seniority (“RMS”) is awarded to a member after being appointed to the NYPD from a special list, retroactive to the date the member would have been appointed had the member not been serving in the military. Information contained herein applies only to pension, not employment, benefits.

Members who are awarded RMS from the Department of Citywide Administrative Services (DCAS) are eligible to receive pension credit retroactive to their RMS date upon remitting the cost of the pension contributions to the Fund. This entitles the member to the same rights, privileges and obligations as if he had served continuously in such position from the RMS date, including Tier status.

Contributions must be completed within the repayment period prescribed by law; the maximum repayment period is the time from the RMSD to the NYPD appointment multiplied by 3, up to a maximum of 5 years. Payments can be made via certified check or money order or through bi-weekly payroll deductions. Upon completion of the payment, interest will be credited to the account as it would have been earned during the period.

Please note a member cannot receive RMS and credit for the same military service through a buyback. Members who have already completed a RSSL §1000 buyback for the same time will receive a refund for the buyback or the City will credit the money toward the RMS payment.

Contributions

Contributions to the New York City Police Pension Fund are mandatory for all members, but are not required after 25 years. Contribution rates vary by Tier 3 plan. Pensionable earnings consist of: base salary, overtime, night differential, holiday pay, worked vacation, portal to portal and allowable longevity. Member contributions are based on gross pay and will be deducted from pay before federal taxes are deducted.

Contribution Rates

Member contributions and the interest they earn are known as accumulated contributions. The Tier 3 rate of interest is currently 5%. A member’s accumulated contributions must equal the required amount (the 3% contribution rate plus statutory interest) to be eligible for a pension.

Plan	Contribution Rate
Tier 3 Original	3%

Tier 3 Revised	3%
Tier 3 Enhanced	4%*

* Tier 3 Enhanced members contribute 3% of pensionable earnings PLUS an additional contribution rate to help fund the enhanced disability benefit. Currently, the additional contribution rate is 1%. This additional 1% can be raised to up to 3% based on a financial analysis by the Office of the Actuary, which is conducted every three years. At no time can the total contribution rate exceed 6%.

Taxability of Contributions

Tier 3 Original and Revised contributions are taken pre-tax. Tier 3 Original and Revised members who opt into Tier 3 Enhanced will have split taxability: the base 3% is pre-tax, however the additional contribution (currently 1%) will be taken after tax.

Tier 3 Enhanced contributions in their entirety are taken pre-tax only for members appointed on or after April 1, 2017.

Pensionability of Longevity

Longevity payments are not automatically pensionable. “Pensionable” means what portion of your earnings are included in the final average salary. When a member has 20 years of service, the payments for five and ten year longevity become pensionable. At 25 years of service, the payments for 15 and 20 year longevity become pensionable.

Member Contributions While on Military Leaves

Members may take military leaves with or without pay during their career with the NYPD; however, all members must be given the opportunity to purchase pension credit for such leaves. The Uniformed Services Employment and Reemployment Rights Act of 1994, 38 U.S.C. §§ 4301–35 (“USERRA”) requires military service members’ pensions—as well as employer and employee contributions to pension plans—to be computed based on the rate of compensation the employees would have received but for their periods of military service.

Therefore, when a member goes on a military leave, PPF must impute, for purposes of pension calculations, overtime and night-shift differential compensation that members would have earned had they not taken military leaves during their careers with the NYPD.

For example, the member may ordinarily have earned overtime or night-shift differential compensation, but missed the opportunity to do so because of military obligations. Military service begins on the day a member begins his or her leave from the NYPD for the purposes of military service; this may include use of annual leave and/or compensatory time. The military service is deemed completed on the day before the member returns to the NYPD.

To determine the amount of earnings a member would have earned, PPF will average any additional differential payments and overtime the member earned during the 12 months

immediately preceding his or her active military service. PPF will then add the base pay to the imputed earnings to reach the pensionable earnings for the military leave. Members are responsible for making additional pension contributions to the Fund.

Refunds of Member Contributions

A member may withdraw any excess funds within six months of appointment or at the time of separation. Excess created by errors of the Fund will be returned upon identification.

If a member separates from the Fund for reasons other than retirement (resignation, termination, or death) a request for a refund of accumulated contributions plus interest may be made. If contributions are left with the Fund, the money will continue to earn interest for a maximum of five years from the date of separation.

Upon separation of service (either by way of resignation or dismissal), contributions may be withdrawn until a member has 10 years of credited service. After 10 years of service, contributions may not be withdrawn or transferred to another system, and members will receive a vested retirement benefit.

Shortages

A shortage occurs when a member's pension account balance falls below the required amount. Members are responsible for any account shortages; there is no actuarial offset if a member has a shortage at retirement. Unfortunately, a member will not be permitted to retire with a shortage.

Shortages may occur because of delays in contract settlements. Retroactive pay from a contract settlement does not include the interest that would have been earned on these contributions. Interest earned on contributions is part of a member's required amount; therefore, a shortage can occur.

The Fund will notify any member with a shortage prior to retirement. Members may opt to make a lump sum payment(s) or biweekly payroll deductions to reduce any shortage.

Loans

There is no provision in Tier 3 that allows a member to take loans.

Members who transfer to the Fund with an active loan from their previous retirement system will be enrolled in their prior repayment plan; no changes may be made to the repayment plan.

Retirement

When a member decides to retire, there is no statutory minimum time period by which the member must file before retiring. However, it is recommended that applicants for Service Retirement call the Retirement Processing Unit for an appointment three to four weeks before filing for retirement.

Filing for retirement should be done in person at least 10 days prior to the start of terminal leave. Members are authorized to take an administrative tour for retirement processing.

A member appearing at PPF for retirement must be in possession of his or her shield and identification card.

Pension checks are mailed to a member's mailing address on file with the Fund unless a member requests otherwise. Members may have pension payments directly deposited to any bank upon the submission of an Electronic Funds Transfer (EFT) Form. It is the member's responsibility to keep address information current with the Fund, even after retirement.

Procedures for all members applying for retirement

Property Receipt—Discontinuance of Service (PD 520-013)

This form must be completed and signed by the Commanding Officer of the member's permanent command, or an officer at least a rank above the member within the command, and delivered by the member to Retirement Processing.

The field, "Next Scheduled Tour After Leaves, Except Terminal Leave" must be filled out on this form. The date in this field is the starting date of terminal leave. It is the responsibility of the member to return Department property to the appropriate locations.

Firearms

Members who are New York City residents and wish to obtain a New York City Pistol License must visit www.licensing.nypdonline.org. The Application should be submitted four weeks prior to the member's obtaining a retired ID card for processing, otherwise the member may be subject to vouchering firearms until the permit is processed. Questions regarding the Handgun License Application should be directed to the License Division at (646) 610-5536 or <https://licensing.nypdonline.org>.

Members who are not New York City residents may need to provide a copy of the Property Clerk Invoice (PD 521-141) for all firearms listed on the NYPD Force Record Card if an HR218 card is not obtained. Please contact your resident county for further instructions regarding their process.

Health Insurance Information

Members, and in some cases their beneficiaries, may be eligible for health benefits from the City of New York. A member needs at least 10 years of credited service to be eligible for health

benefits upon retirement. Health benefits are only available to a person actually collecting a pension.

For example, a member who vests with 10 years of service and does not collect a retirement allowance until what would have been the member's 22nd anniversary is not eligible for health benefits until the Fund begins to disburse the retirement allowance. Likewise, a member who retires with 22 years of service and elects to defer payment of the pension until what would have been 25 years for escalation purposes would not be eligible to receive health benefits until collection of the pension benefit.

Members should contact Employee Health Benefits at the NYC Office of Labor Relations at 40 Rector Street, New York, NY 10006 or (212) 306-7390 for further information regarding health benefits.

For health insurance purposes, the following information must be provided when a member appears at the Fund to retire:

- ✓ GHI, HIP or other health plan card;
- ✓ Spouse's date of birth and Social Security Number;
- ✓ Date of marriage;
- ✓ Dates of birth and Social Security Numbers of dependent children;
- ✓ If spouse is employed and has health insurance, bring pertinent information (name of employer, health plan, and policy number).

Retirement Processing

During the retirement process at PPF, members are provided information on health insurance, pension survivor options, employment restrictions, withholding tax, and other important retirement issues. The member's retirement date will be set, and estimates for both final pension and pre-finalization pension will be provided.

Estimate of Final Pension

An applicant for retirement will receive a pension estimate after meeting with a retirement processor—this is only an estimate. Any additional overtime, night differential and worked vacation earned between the estimated retirement date and the actual retirement date will be included at finalization. Any difference in monthly average earnings between the retirement processing date and the finalization date will be disbursed as a retroactive payment.

Terminal Leave

Members are entitled to take all accrued time and terminal leave after the last day on active duty, or request a lump sum payment for such time. All accrued time must be used prior to the start of terminal leave. During terminal leave, members remain on the active payroll.

Application Withdrawal

A member being processed for Vested or Service Retirement may withdraw the retirement application while it is still pending by appearing at PPF in person at least one business day prior to the scheduled retirement date. Any terminal or annual leave used prior to withdrawal of the retirement application may not be restored; however, unused terminal leave may be used toward a future retirement. A member must work 30 days after withdrawing an application for retirement to be eligible for annual leave in the next calendar year.

Final Average Salary

The compensation base that is used to calculate a pension benefit is referred to as your Final Average Salary (FAS). The FAS period is different in the various Tier 3 plans.

FAS is defined as the average of wages earned by a member during a certain continuous period of employment for which the member was credited with service. This is not determined by a mere average of wages.

The “Kingston Limitation” is a statutory provision which states wages earned in any one year used in the FAS computation cannot exceed the average of prior years by more than 10 percent. The period of exclusion under the Kingston Limitation is different throughout the various Tier 3 plans, as described below.

If the member was on a leave of absence without pay (e.g. suspension) at any time during the FAS period, that time will be excluded from the calculation and the same period of time immediately preceding the FAS period will be included for the final average salary.

Tier 3 Original

Tier 3 Original (Tier 3 Original who Opt into Tier 3 Enhanced and retires for Vested or Service)	Tier 3 Original Opts Into Tier 3 Enhanced (and retires for disability)*
Average wages earned by a member during any 3 consecutive calendar years or 36 months immediately preceding the member’s retirement date that provides the highest average wage.	Average wages earned by a member during any 5 consecutive calendar years or 60 months immediately preceding the member’s retirement date that provide the highest average wage.
If the wages earned during any year included in the period exceeds the average of the prior two years by more than 10%, the amount in excess of 10% shall be excluded.	If the wages earned during any year included in the period exceeds the average of the prior four years by more than 10%, the amount in excess of 10% shall be excluded.

*Tier 3 Original members who opt into Tier 3 Enhanced will only see this changed in their FAS if they retire for a disability retirement. The Original FAS calculation remains for members who retire for Vested or Service retirement.

Tier 3 Revised and Enhanced

FAS is the average wages earned by a member during any **5 consecutive calendar years** or **60 months immediately** preceding the member's retirement date that provide the highest average wage.

If the wages earned during any year included in the period exceeds the average of the **prior four years** by more than 10%, the amount in excess of 10% shall be excluded.

Social Security Offset

Most pension benefits in Tier 3 are reduced by a Social Security Offset.

Members who retire for Ordinary Disability Retirement ("ODR") will have their benefit offset by 50% of their primary Social Security Disability Insurance ("SSDI") benefit. The benefit will not be further reduced if the Social Security benefit increases after separation from service.

Members who retire for Accident Disability Retirement ("ADR") follow the regular Offset, as described below, unless they receive SSDI for the same disability claimed from the Fund. Upon receipt of SSDI, ADR retirees will have their benefit offset by 50% of their SSDI, as described above.

Tier 3 Enhanced members who retire for a ADR or ODR will not have their pension benefits reduced by the Social Security Offset.

All other pension benefits are reduced by a regular Social Security Offset at age 62, regardless of whether the member is in receipt of Social Security Benefits. This offset is determined at the time of the member's retirement. All public earnings for which the member has accrued service credit will be factored into the calculation of the Offset.

Mandatory Retirement

A member must separate from uniformed service upon turning 62 years old. The separation must occur regardless of whether the member is eligible for a Normal Service Retirement.

- Members appointed between July 1, 2009 and March 31, 2012: The retirement benefit may be calculated the same as Early Service Retirement, or the member may be entitled to a Vested benefit. This Vested benefit will be reduced 1/15th for each year that a member's early retirement age is in excess of age 60, as described in the Vested Retirement section. Members who must retire for mandatory retirement and do not have 20 years of service are not eligible for the VSF.
- Members appointed on or after April 1, 2012: If a member attains mandatory retirement age and does not have enough service credit for an Early Service Retirement, the member must take a Vested Retirement. Accordingly, if a member reaches age 62 with less than 20 years of NYPD service, the member is not eligible for the VSF.

Vested Retirement

After five years of uniformed service a member is eligible for vested retirement benefits. Please note that to be eligible for health benefits in retirement, a member must have completed ten years of service.

Vested benefits are payable upon attainment of the 20th anniversary of NYPD service.

A member may elect to receive the Vested benefit early, if the member attains age 55 prior to reaching the 20th anniversary, subject to a reduction of 1/30th for each year the benefit commenced before the 20th anniversary.

To be eligible for annual escalation, a member may elect to defer payment of the vested pension benefit until 22 years and one month or more, up to 25 years. See the Escalation section of this SPD for an explanation of how appropriate escalation is calculated.

Vested retirees are not entitled to terminal leave before separation from service, nor eligible for Variable Supplement Fund payments.

The vested pension benefit is as follows:

2.1% of the final average salary x years of credited service
-minus-
50% of primary Social Security benefit commencing at 62

Early Service Retirement

A member is eligible for Early Service Retirement after the completion of 20 years of uniformed service.

An Early Service Retirement pension benefit is as follows:

2.1% of FAS x years of credited service (for first 20 years)
-plus-
1/3% of FAS for each month in excess of 20 years
[total benefit not in excess of 50% of FAS]
-entire benefit above less-
50% of primary Social Security benefit commencing at 62

Normal Service Retirement

A member is eligible to retire for Service without reduction upon the completion of 22 years of uniformed service.

The Normal Service Retirement benefit is:
50% of FAS-less-
50% of primary Social Security benefit commencing at 62

Disability Retirement

An application for Ordinary or Accident Disability may be made by a member in active service, who is not eligible for a Normal Service Retirement (22 years), and is incapacitated from performing the duties of a police officer. Applications for ODR and ADR are made at the Medical Division, 1 Lefrak City Plaza, 59-17 Junction Boulevard, Corona, New York, 11368. Applicants will be notified of the time to appear before the Medical Board for examination.

A disability application may be filed by the member or a legally authorized person acting on the member's behalf; or by a committee or conservator duly appointed by a court of competent jurisdiction; or by the Police Commissioner.

To apply for ODR or ADR, Tier 3 Original and Revised members must sign a waiver of the statutory presumptions. A determination of disability should be made by the Medical Board regardless of any statutory presumptions (except the World Trade Center presumption). Tier 3 Enhanced members are entitled to the benefit of statutory presumptions, which include the Heart Bill and the Exposure (HIV, AIDS, Hepatitis, and Tuberculosis) Bill.

After the examination, the Medical Board will report to the NYCPPF Board of Trustees with a recommendation for approval or disapproval of the disability application. After the Board of Trustees meeting, members are informed of the decision and other necessary information.

Ordinary Disability Retirement (ODR)

To be eligible for Ordinary Disability Retirement, a member must be in active service and have at least five years of credited service, but not yet be eligible for a Normal Service Retirement benefit. To retire for ODR a member must be approved for primary Social Security disability benefits ("SSDI"). Payment of ODR is contingent on active receipt of SSDI, such proof is required annually until age 65.

The Ordinary Disability Retirement benefit is the greater of:
33 1/3 % of FAS
-or-
2% of FAS x years of credited service
-either benefit above, less-
50% of SSDI

Accident Disability Retirement (ADR)

To be eligible for ADR, a member must be in active service and be physically or mentally incapacitated for the performance of duty as the natural and proximate result of an accident sustained in active service and not caused by the member’s own willful negligence. Receipt of ADR is not conditioned on eligibility for, or receipt of, primary Social Security benefits. Accordingly, payment of a benefit from the Fund will commence after approval by the PPF Board of Trustees.

A Tier 3 ADR pension is calculated as follows:

Tier 3 Original and Revised	Tier 3 Enhanced
50 % of FAS less 50% of primary Social Security Disability	75 % of FAS

Taxation of Benefits

ADR pensions are generally not subject to taxation.

All other pensions (Normal Service, Early Service, Ordinary Disability, and Vested) are subject to Federal tax, but are exempt from New York City, New York State and Social Security taxes.

The tax laws of all states are different and subject to change; if relocating after retirement, the Fund recommends researching the state’s tax laws, or consulting a tax professional.

Escalation

Members may be eligible for Escalation on their pension. Escalation is a post-retirement increase (or decrease) to retirement benefits and are calculated by the New York City Office of the Actuary. Escalation is capped annually at 3%. In the event of negative escalation, your benefit will never be reduced below your initial pension amount.

Tier 3 Enhanced members who retire for a disability, do not receive escalation, rather Cost of Living Adjustments (“COLA”).

Tier 3 members eligible for Escalation will receive the greater of COLA or Escalation as calculated on a cumulative basis.

Full Escalation Date

The full escalation date is calculated as follows for different retirement types:

- **Vested and Service Pensions:** The first day of the month after a member completes, or would have completed 25 years of service.
- **Disability Pensions (Tier 3 Original and Revised only):** The first day of the month following the day on which a member retires for ODR or ADR.
- **Death Benefits:** The first day of the month following the day on which a beneficiary first becomes eligible for a death benefit paid as other than a lump sum.

Partial Escalation

Partial escalation is calculated on benefits that commence prior to the member's full escalation date. A retiree will be eligible to receive 1/36th of the escalation rate for each month the benefit starts after the 22nd anniversary, but before the 25th anniversary.

Deferred Benefit for Escalation – 22 years of service or less

A member who retires for Early Service or Vests with less than 20 years of credited service may choose to defer the retirement benefit for the purpose of becoming eligible for annual escalation, in exchange for a reduction in their pension. The reduced pension benefit would then be calculated as follows:

$2\% \times \text{FAS} \times \text{each year of credited service}$ <p style="text-align: center;">-less-</p> $50\% \text{ of the Primary Social Security Benefit at age 62}$

If a member chooses the above option, the member will receive the escalation rate in effect at the time pension benefits become payable.

Deferred Benefit for Escalation – Normal Service Retirement

A Normal Service retiree with less than 25 years of service may choose to defer the retirement benefit for the purpose of becoming eligible for full escalation.

Deferred Benefit for Escalation and the VSF

A service retiree (Early and Normal) with over 20 years of service is eligible for the VSF, as described in the earlier VSF section. A member who defers their benefit for escalation, will be paid any banked Variable (VSF DROP) in the year he or she retires, regardless of the duration of the deferral. VSF will not be accrued during the deferral period. When the member begins receipt of the retirement benefit, payment of the VSF will resume.

Cost of Living Adjustments (“COLA”)

Tier 3 Enhanced members who retire for ODR or ADR become eligible for Cost of Living Adjustments (“COLA”) after being retired for five years. COLA is calculated annually by the New York City Office of the Actuary.

The COLA amount is applied to the first \$18,000 of the retirement allowance, or to the full retirement allowance if less than \$18,000.

Spouses collecting a benefit under a joint and survivor option may also be eligible to receive COLA; however, the beneficiary receives 50% of the amount that the member/retiree would have received.

Variable Supplements Fund

Members who **retire for Service, with at least 20 years of credited police service** are eligible to receive an annual statutorily defined Variable Supplements Fund (“VSF”) payment in addition to regular pension payments. The VSF is prorated based upon the number of full months of retirement in the retirement year. The annual VSF benefit is \$12,000. **Only members who retire for Early or Normal Service Retirement are eligible for VSF benefits.**

VSF DROP (Deferred Retirement Option Plan)

In addition to the annual VSF benefit discussed above, members who continue on active duty beyond the 20th anniversary, and ultimately retire for Early or Normal Service Retirement, may be entitled to the VSF DROP, also known as the “Banked Variable.” Accrued VSF DROP funds are eligible for rollover, subject to IRS regulations.

The VSF DROP is not payable to members who die while in active service.

VSF Payment Schedule

VSF payments and VSF DROP payments will be made or credited on or about December 15th of the retirement year. Members who retire in the month of December and are eligible for the VSF DROP will not be paid until December of the following year.

Options

A member may elect to receive a reduced retirement allowance while alive in order to provide a continued benefit for someone else upon the member’s death. There are five options that provide such benefits; a member may elect one. Each option has a cost, determined by the member’s age and the beneficiary’s age at the time of the member’s retirement.

Members will be presented with the estimated cost at the time of retirement. A member will be required to choose the option within 30 days of the retirement date or the maximum retirement allowance will be granted. In the case of disability retirements, a member may elect to change any prior option selection within 30 days of approval of the disability benefits by the PPF Board.

- **Maximum Retirement Allowance:** The Maximum Retirement Allowance is the highest pension to which a member is entitled by law. Under the Maximum Retirement Allowance, the pension ceases upon the member's death, and no further pension payments may be made to any survivors.
- **Option 1: 100% Joint and Survivor:** Upon the member's death, the designated beneficiary receives 100% of the member's total monthly benefit for the rest of his or her life. Only one beneficiary may be named and may not be changed. If the beneficiary predeceases the member, pension payments continue at the reduced rate unchanged; a new beneficiary may not be named and benefits cease upon the death of the member.
- **Option 2: Annuity:** Upon the member's death, the designated beneficiary receives a retirement allowance of ninety percent or less (but not less than ten percent) payable for the life of the designated beneficiary. Only one beneficiary may be named, and that beneficiary may not be changed. If the beneficiary predeceases the member, pension payments continue at the reduced rate unchanged; a new beneficiary may not be named and all benefits cease upon the death of the member.
- **Option 3: 5 Year Certain:** If a member elects this option, the benefit is payable to the retiree for life; however, if the member dies within 5 years of retirement, the benefit is only payable to the designated beneficiary until the 5th anniversary of the member's retirement. For example, a member may elect this option and live for 15 years after retirement, upon the member's death the benefit would cease and not be payable to a beneficiary. Conversely, if a member died one year after retirement, under this option the benefit would be payable to the beneficiary for 4 more years.
- **Option 4: 10 Year Certain:** If a member elects this option, the benefit is payable to the retiree for life; however, if the member dies within 10 years of retirement, the benefit is only payable to the designated beneficiary until the 10th anniversary of the member's retirement. For example, a member may elect this option and live for 25 years after retirement, upon the member's death the benefit would cease and not be payable to a beneficiary. Conversely, if a member died 3 years after retirement, under this option the benefit would be payable to the beneficiary for 7 more years.
- **Option 5A: 50% Joint and Survivor with "Pop-up":** Upon the member's death, a retirement allowance in an amount equal to 50% of the member's retirement allowance shall be paid for life to the designated beneficiary. If the beneficiary pre-deceases the member, the retirement allowance "pops up" or reverts to the Maximum Retirement Allowance, as if no retirement option was selected. The revision is prospective from the date of the beneficiary's death.
- **Option 5B: 100% Joint and Survivor with "Pop-up":** Upon the member's death, a retirement allowance in an amount equal to 100 % of the member's retirement allowance shall be paid for life to the designated beneficiary. If the beneficiary pre-deceases the

member, the retirement allowance “pops up” or reverts to the Maximum Retirement Allowance, as if no retirement option was selected. The revision is prospective from the date of the beneficiary’s death.

Reinstatement and Restoration of Membership

Before Service Retirement Eligibility

Return within five years and member contributions were not withdrawn

If member contributions have not been withdrawn and the member returns to service within five years of the separation date, membership with the Fund has not ceased. Accordingly, the prior service must be automatically credited to the member. The member’s required contribution rate would continue to be based on the member’s original tier and appointment date.

Return after five years or member contributions are withdrawn

To receive credit for the prior NYPD time if contributions have been withdrawn, the member must purchase the prior service through a Chapter 646 or Chapter 552 buyback. Members who are rehired and would obtain an earlier membership date that would bring them into eligibility for an earlier Tier 3 plan will be placed in that plan. A Chapter 552 buyback would not move a member to another Tier 3 Plan.

Tier 3 to Tier 2

If a member resigned while Tier 2 was in effect and reinstated after Tier 3 was enacted (July 1, 2009) that member would have to complete a Chapter 646 buyback to tier reinstate pursuant to New York State Retirement and Social Security Law (RSSL) § 645. The member’s contribution rate would be governed by RSSL § 645.

After Service Retirement

If, after Service Retirement, a member rejoins the NYPD (i.e., reinstates as a uniformed member), the pension stops and an active membership begins in the Police Pension Fund. A reinstated member must work at least five years after reinstatement before the new service and the prior service from the earlier retirement may be combined for purposes of retiring on a recalculated pension or receiving escalation benefits.

Retiree Employment Restrictions

NYCPPF retirees must comply with post-retirement earnings restrictions to ensure any portion of the retirement allowance is not jeopardized. All PPF retirees are subject to post-retirement

limitations and reemployment restrictions. Violations of any of these laws and/or rules may jeopardize some or all of the retirement allowance.

Service and Vested Retirees Under 65

Section 211: Waiver Required

RSSL Section 211 enables New York State or any of its political subdivisions to hire non-disability retirees who possess certain qualifying skills; however, such an employer needs to obtain a Section 211 Waiver on behalf of the employee. It is the retiree's responsibility to ensure the employer obtains the 211 Waiver and it remains in force throughout the employment period. The NYS Civil Service Commission and the NYC Department of Citywide Administrative Services (DCAS) are among the entities empowered to grant a Section 211 Waiver.

Section 211(a) – Earnings Cap

If the position's salary or compensation is over \$35,000 and the position is with a former employer (City of New York, except the NYC Dept. of Ed.), the maximum salary or compensation the non-disability retiree may receive is calculated as follows:

Base: **Current salary* at retirement rank**

Less: **Pension**

Equals: **Maximum annual earnings**

**Salary is defined as base pay plus overtime, uniform allowance for rank at retirement and worked vacation.*

The Police Pension Fund will suspend the pension if the retiree earns more than the maximum annual earnings; this includes any VSF payment.

Section 211(b) – No Earnings Cap

If the position the non-disability retiree seeks is not with a former employer (a municipality in New York State other than NYC), the retiree may be hired with no earnings limitations. However, the employer must obtain a Section 211 Waiver on behalf of the employee.

Section 212: Earnings Cap

Under RSSL Section 212, a non-disability retiree under 65 years of age may be employed by New York State or any of its political subdivisions without prior approval of the New York State Civil Service Commission or DCAS. However, the employee's annual salary or compensation must be equal to, or less than, an amount determined by the New York State Legislature (currently \$35,000). A retired PPF member must notify the Executive Director of NYCPPF in writing if he intends to exercise this right, using the RSSL 212 Certification Form. If the retiree's earnings exceed the state-established limit, PPF will suspend, and if necessary recoup, the pension for that calendar year, including any VSF payment.

Retirees Age 65 and Over

In the calendar year in which a non-disability retiree attains age 65, and every year thereafter, the retiree has no restrictions on retirement earnings paid by New York State or any of its political subdivisions.

Public Benefit Corporations

Section 1117 of the New York City Charter does not apply to Public Benefit Corporations (PBCs), so all retirees may work for such corporations with no earnings limitations.

The following are some common PBCs, including but not limited to:

- ↳ Metropolitan Transit Authority
- ↳ New York City Housing Authority
- ↳ New York City Transit Authority
- ↳ New York City Dormitory Authority
- ↳ New York City School Construction Authority
- ↳ New York City Convention Operating Corporation
- ↳ New York City Health and Hospitals Corporation
- ↳ New York City Economic Development Corporation
- ↳ New York/New Jersey Port Authority
- ↳ New York State Urban Development Corporation
- ↳ Waterfront Commission of New York Harbor

Safeguards: Accident Disability Retirees

Before 20th Anniversary

Before the 20th anniversary, Ordinary Disability or Accident Disability retirees are not governed by Section 1117 of the New York City Charter. Accordingly, such retirees may earn more than \$1,800.00 per year when employed by New York State or any of its political subdivisions or a public benefit corporation.

However, New York City Administrative Code § 13-254 limits the earnings of pre-20th anniversary disability retirees. Maximum earnings are defined as follows:

Base: Current salary* at next highest rank (immediately above retirement rank)

Less: Pension portion of the retirement allowance

Equals: Maximum annual earnings

**Salary is defined as base pay plus overtime, uniform allowance for rank at retirement and worked vacation.*

The Police Pension Fund will suspend the pension if the retiree earns more than the maximum annual earnings.

After 20th Anniversary

After the 20th anniversary, disability retirees are governed by Section 1117 of the New York City Charter. RSSL §§ 211 and 212 do not apply to disability retirees after the 20th anniversary as per RSSL § 210. Therefore, such retirees are prohibited from working for the State of New York or any of its political subdivisions.

Note: If a disability retiree becomes an employee of New York State or any of its political subdivisions after the 20th anniversary, PPF will suspend the pension; however disability retirees may be employed by public benefit corporations and non-public organizations with no earnings limitations after the 20th anniversary.

Safeguards: Ordinary Disability Retirees

If a disability retiree becomes **ineligible** for primary Social Security benefits before reaching age 65, the retirement benefits from the Fund shall cease.

If the disability retiree is found to be ineligible for disability benefits but is otherwise eligible for City employment, the retiree will be placed on a preferred eligible list of the City of New York. The disability benefit will continue until the retiree is offered a civil service position from the preferred eligible list, at which time the disability benefit shall cease.

Second Retirement System Membership

A retiree may not join another New York State retirement system as an active member while receiving a pension from the Police Pension Fund. If a retiree does so, the pension will be suspended, including any VSF payments; when active membership in the second retirement system ends, pension payments will resume.

Death Benefits

In Service

To be eligible for an Ordinary Death Benefit, a member needs to have completed ninety (90) days of uniformed service with the NYPD.

The Ordinary Death Benefit is calculated as follows:
3 x member's salary raised to the next highest multiple of \$1,000
-plus-
a return of the member's accumulated contributions

The Ordinary Death Benefit is paid to a beneficiary designated by the member. Members may designate multiple beneficiaries.

Any death benefits paid, except for the Accidental Death Benefit, are in lieu of all other statutory death benefits.

Vested But Not Yet Collecting

A vested member who dies prior to payability is entitled to 50% of an ordinary death benefit.

Accidental Death

An accidental death benefit is payable to an eligible beneficiary if the member dies before the effective date of retirement as the natural and proximate result of an accident sustained in the performance of duty, not caused by the member's own willful negligence.

The application for Accidental Death Benefits must be filed within two years of the death of the member.

Eligible beneficiaries are dictated by statute, payable in the following hierarchy:

1. A surviving spouse who has not renounced survivorship rights in a separation agreement, until remarriage; or
2. Surviving children until age 25; or
3. Parents; or
4. Any other person qualified as a dependent on the final tax return of the member until such person reaches age 21.

In the event that a class of eligible beneficiaries consists of more than one person, the benefit will be divided equally.

The benefit is calculated as follows:

A New York City-paid pension based on 50% of final average salary

If an Accidental Death Benefit payment to an eligible beneficiary does not exceed what an Ordinary Death Benefit would have been, a lump sum payment of the difference between the Ordinary Death Benefit and what was paid as an Accidental Death Benefit will be paid to an eligible beneficiary as described above.

If there are no eligible beneficiaries, the death benefit will be converted to an Ordinary Death Benefit and the Fund will pay the designated beneficiary on file.

Additionally, a Special Accidental Death benefit (SADB) may be payable. This benefit is payable to the member's surviving spouse. If there is no surviving spouse, it is paid to the member's child, or children, until age 18, or 23 if a full-time student. If there is no spouse or eligible children, the benefit is not paid.

The benefit is calculated as follows:
A New York State-paid pension equal to the member's final year's salary,
less the New York City-paid pension as calculated above and any Social
Security benefits that are payable.

Beneficiaries

All members designate a beneficiary (or beneficiaries) for Death Benefits when joining the PPF; however, whenever a member's social condition changes (e.g., marriage, separation, divorce), the beneficiary designation should be updated.

Reviewing beneficiary designations regularly is well worth the time and effort; doing so protects both assets and heirs. Tax filing and open enrollment periods are recommended times to do this. Major life events, e.g., marriage, remarriage, divorce, birth, adoption and death, often create the need to update beneficiaries.

Checking Your Beneficiary

To obtain beneficiary information, please visit webCOPS. If you do not have webCOPS, inquiries can be mailed to PPF, attention: Membership Services Unit. Due to privacy concerns, telephone and e-mail requests are not permitted.

Changing Line Organization Beneficiaries

Whenever checking beneficiary information with PPF, remember to also contact the appropriate line organization at the address and number listed below to obtain beneficiary information in those records, as well:

Police Officers	Patrolmen's Benevolent Association (PBA)	212-349-7560
Sergeants	Sergeants' Benevolent Association (SBA)	212-431-6555
Detectives	Detectives' Endowment Association (DEA)	212-587-1000
Lieutenants	Lieutenants' Benevolent Association (LBA)	212-964-7500
Captains & above	Captains' Endowment Association (CEA)	212-964-7500

Changing Beneficiaries

You can change your beneficiary on webCOPS. If you do not have webCOPS, you can download Change of Beneficiary forms on PPF's website and mail them to PPF, attention: Membership Services Unit.

Changing Health Insurance Dependents

To change the dependents on active health insurance by mail or in person, please contact the NYPD Health Insurance Section, 51 Chambers Street, 3rd Floor, New York, New York 10007 or call 646-610-5122 for information.

To change dependents on retiree health benefits, contact the NYC Health Benefits Program to request the appropriate health benefits forms. This Program is located at 40 Rector Street, 3rd Floor, New York, NY 10006 and can be reached at 212-513-0470.

Changing Deferred Compensation Plan Beneficiaries

If enrolled in the NYC Deferred Compensation Plan, call 212-306-7760 for information about updating Plan Beneficiaries. Information is also available at www.nyc.gov/OLR.

Guide for Surviving Beneficiaries

There are few situations in life more stressful than the loss of a loved one; there are no words of comfort at such a difficult time. This section is designed to aid the survivors of PPF members by providing a checklist of who to contact upon the death of a PPF member or retiree, and the information that is required. There are four calls to make:

1. NYPD Operations Unit

- Survivors should call NYPD Operations at 646-610-5580, located at NYPD Headquarters, 1 Police Plaza, New York, New York 10038. Pall bearers may be requested at that time and are available for all five City boroughs, Long Island, Westchester, Rockland, Orange and Putnam counties.

2. NYC Police Pension Fund

- Please notify PPF in writing at 233 Broadway, 19th Floor, New York, NY 10279, attention: Death Benefits Unit or by telephone at 212-693-5619/5919. Please have the following information available at the time of the phone call: the first, middle and last name of the deceased; the date of death; Social Security Number of the deceased; name of the next of kin; and name, address and phone number of the executor or executrix of the estate, if applicable.

- The Fund will need:
 - ✓ A certified copy of the death certificate;
 - ✓ A copy of the paid funeral bill;
 - ✓ A copy of the marriage certificate, if applicable; and
 - ✓ A copy of the beneficiary's Social Security card.

Prompt receipt of these items will expedite the Fund's ability to make payments to any beneficiaries.


3. Member's line organization

- Contact the appropriate line organization below, and ask about a possible life insurance policy and whether any continuing optional benefits are available:

PBA	125 Broad St.	11th Floor	212-349-7560
DEA	26 Thomas St.		212-587-1000
SBA	35 Worth St.	First and second floor	212-431-6555
LBA	40 Peck Slip		212-964-7500
CEA	40 Peck Slip		212-964-7500

4. Health Benefits Program

- Contact the NYC Health Benefits Program to request the appropriate health benefits forms. This Program is located at 40 Rector Street, 3rd Floor, New York, NY 10006 and can be reached at 212-513-0470.



Financial Section

Part II

New York City Police Pension Fund
A Pension Trust Fund of the City of New York

Annual Comprehensive Financial Report

For the fiscal years ended June 30, 2022 and June 30, 2021

This page is intentionally left blank

GRANT THORNTON LLP
757 Third Ave., 9th Floor
New York, NY 10017-2013

D +1 212 599 0100
F +1 212 370 4520

REPORT OF INDEPENDENT CERTIFIED PUBLIC ACCOUNTANTS

To the Board of Trustees of
New York City Police Pension Funds

Opinion

We have audited the combining financial statements of New York City Police Pension Fund, New York City Police Officers' Variable Supplements Fund, and New York City Police Superior Officers' Variable Supplements Fund, which collectively comprise the New York City Police Pension Funds (the "Funds"), which comprise the combining statements of fiduciary net position as of June 30, 2022 and 2021 and the related combining statements of changes in fiduciary net position for the years then ended, and the related notes to combining financial statements, which collectively comprise the Funds' basic combining financial statements.

In our opinion, the accompanying combining financial statements present fairly, in all material respects, the combining fiduciary net position of the Funds as of June 30, 2022 and 2021, and the changes in the combining fiduciary net position for the years then ended in accordance with accounting principles generally accepted in the United States of America.

Basis for opinion

We conducted our audits of the financial statements in accordance with auditing standards generally accepted in the United States of America (US GAAS). Our responsibilities under those standards are further described in the Auditor's Responsibilities for the Audit of the Financial Statements section of our report. We are required to be independent of the Funds and to meet our other ethical responsibilities in accordance with the relevant ethical requirements relating to our audits. We believe that the audit evidence we have obtained is sufficient and appropriate to provide a basis for our audit opinion.

Responsibilities of management for the financial statements

Management is responsible for the preparation and fair presentation of the combining financial statements in accordance with accounting principles generally accepted in the United States of America, and for the design, implementation, and maintenance of internal control relevant to the preparation and fair presentation of financial statements that are free from material misstatement, whether due to fraud or error.

In preparing the financial statements, management is required to evaluate whether there are conditions or events, considered in the aggregate, that raise substantial doubt about the Plan's ability to continue as a going concern for one year after the date the financial statements are available to be issued.

Auditor's responsibilities for the audit of the financial statements

Our objectives are to obtain reasonable assurance about whether the combining financial statements as a whole are free from material misstatement, whether due to fraud or error, and to issue an auditor's report that includes our opinion. Reasonable assurance is a high level of assurance but is not absolute assurance and therefore is not a guarantee that an audit conducted in accordance with US GAAS will always detect a material misstatement when it exists. The risk of not detecting a material misstatement resulting from fraud is higher than for one resulting from error, as fraud may involve collusion, forgery, intentional omissions, misrepresentations, or the override of internal control. Misstatements are considered material if there is a substantial likelihood that, individually or in the aggregate, they would influence the judgment made by a reasonable user based on the combining financial statements.

In performing an audit in accordance with US GAAS, we:

- Exercise professional judgment and maintain professional skepticism throughout the audit.
- Identify and assess the risks of material misstatement of the combining financial statements, whether due to fraud or error, and design and perform audit procedures responsive to those risks. Such procedures include examining, on a test basis, evidence regarding the amounts and disclosures in the financial statements.
- Obtain an understanding of internal control relevant to the audit in order to design audit procedures that are appropriate in the circumstances, but not for the purpose of expressing an opinion on the effectiveness of the Funds' internal control. Accordingly, no such opinion is expressed.
- Evaluate the appropriateness of accounting policies used and the reasonableness of significant accounting estimates made by management, as well as evaluate the overall presentation of the combining financial statements.
- Conclude whether, in our judgment, there are conditions or events, considered in the aggregate, that raise substantial doubt about the Funds' ability to continue as a going concern for a reasonable period of time.

We are required to communicate with those charged with governance regarding, among other matters, the planned scope and timing of the audit, significant audit findings, and certain internal control-related matters that we identified during the audit.

Required supplementary information

Accounting principles generally accepted in the United States of America require that the management's discussion and analysis, schedule 1 - schedules of changes in the employer's net pension liability and related ratios for each of the nine years in the period ended June 30, 2022, schedule 2 - schedules of employer contributions for each of the ten years in the period ended June 30, 2022, and schedule 3 - schedule of investment returns for each of the nine years in the period ended June 30, 2022, be presented to supplement the basic combining financial statements. Such information is the responsibility of management and, although not a required part of the basic combining financial statements, is required by the Governmental Accounting Standards Board who considers it to be an essential part of financial reporting for placing the basic combining financial statements in an appropriate operational, economic, or historical context. We have applied certain limited procedures to the required supplementary information in accordance with US GAAS. These limited procedures consisted of inquiries of management about the methods of preparing the

information and comparing the information for consistency with management's responses to our inquiries, the basic combining financial statements, and other knowledge we obtained during our audit of the basic combining financial statements. We do not express an opinion or provide any assurance on the information because the limited procedures do not provide us with sufficient evidence to express an opinion or provide any assurance.

Supplementary information

Our audit was conducted for the purpose of forming an opinion on the basic combining financial statements as a whole. The schedule of investment expenses, schedule of pension cost allocation and schedule of administrative expenses ("Additional Supplementary Information") for the year ended June 30, 2022, are presented for purposes of additional analysis and are not a required part of the basic financial statements. Such supplementary information is the responsibility of management and was derived from and relates directly to the underlying accounting and other records used to prepare the basic combining financial statements. The information has been subjected to the auditing procedures, applied in the audit of the basic combining financial statements and certain additional procedures. These additional procedures included comparing and reconciling such information directly to the underlying accounting and other records used to prepare the basic combining financial statements or to the basic combining financial statements themselves, and other additional procedures in accordance with US GAAS. In our opinion, the Additional Supplementary Information is fairly stated, in all material respects, in relation to the basic combining financial statements taken as a whole.

Other information

Management is responsible for the other information. The other information comprises the accompanying Introductory Section, Investment Section, Actuarial Section, and Statistical Section, but does not include the basic combining financial statements and our auditor's report thereon. Our opinion on the basic combining financial statements does not cover the other information, and we do not express an opinion or any form of assurance thereon.

In connection with our audit of the basic combining financial statements, our responsibility is to read the other information and consider whether a material inconsistency exists between the other information and the basic combining financial statements, or the other information otherwise appears to be materially misstated. If, based on the work performed, we conclude that an uncorrected material misstatement of the other information exists, we are required to describe it in our report.



New York, New York
October 26, 2022

(except for the Additional Supplementary Information and the Other information section of our report, as to which the date is December 16, 2022)

New York City Police Pension Funds

MANAGEMENT'S DISCUSSION AND ANALYSIS (UNAUDITED)

June 30, 2022 and 2021

This narrative discussion and analysis of the New York City Police Pension Funds ("POLICE", "Funds" or the "Plan"), provides an overview of the Funds combining financial activities for the Fiscal Years ended June 30, 2022 and 2021. It is meant to assist the reader in understanding the Funds combining financial statements by providing an overall review of the combining financial activities during the years and the effects of significant changes, as well as a comparison with the prior year's activity and results. This discussion and analysis is intended to be read in conjunction with the Funds combining financial statements.

The Funds administer: the New York City Police Pension Funds, Tiers 1, 2, 3, and 6 (Tier 3 Revised), in conjunction with the establishment of an administrative staff separate from the New York City Police Department, in accordance with Chapter 292 of the Laws of 2001 - Qualified Pension Plan ("QPP") – as set forth in the Administrative Code of The City of New York ("ACNY") § 13-214.1; the Police Superior Officers' Variable Supplements Fund ("PSOVSF"), as set forth in ACNY § 13-278; and the Police Officers' Variable Supplements Fund ("POVSF"), as set forth in ACNY § 12-268.

Overview of Combining Financial Statements

The following discussion and analysis is intended to serve as an introduction to the Funds' combining financial statements. The combining financial statements, which include the financial statements of each of the above stated Funds are prepared in accordance with Governmental Accounting Standards Board ("GASB") pronouncements, are as follows:

- **The Combining Statements of Fiduciary Net Position** - presents the financial position of the Funds at fiscal year end. It provides information about the nature and amounts of resources with present service capacity that the Funds presently control (assets), consumption of net assets by the Funds that is applicable to a future reporting period (deferred outflow of resources), present obligations to sacrifice resources that the Funds have little or no discretion to avoid (liabilities), and acquisition of net assets by the Funds that is applicable to a future reporting period (deferred inflow of resources) with the difference between assets/deferred outflow of resources and liabilities/deferred inflow of resources being reported as net position. Investments are shown at fair value. All other assets and liabilities are determined on an accrual basis.
- **The Combining Statements of Changes in Fiduciary Net Position** - presents the results of activities during the fiscal year. All changes affecting the assets/deferred outflow and liabilities/deferred inflow of the Funds are reflected on an accrual basis when the activity occurred, regardless of the timing of the related cash flows. In that regard, changes in the fair values of investments are included in the year's activity as net appreciation (depreciation) in fair value of investments.
- **The Notes to Combining Financial Statements** - provide additional information that is essential to a full understanding of the data provided in the combining financial statements. The notes present information about the Funds' accounting policies, significant account balances and activities, material risks, obligations, contingencies, and subsequent events, if any.
- **Required Supplementary Information (Unaudited)** - includes the management discussion and analysis (this section), and the notes to combining financial statements as required by the GASB.

Financial Highlights

The Funds' net position restricted for benefits decreased by \$5.5 billion, or (9.6)% to \$51.6 billion in Fiscal Year 2022 compared to Fiscal Year 2021, and increased by \$10.8 billion, or 23.3% to \$57.1 billion in Fiscal Year 2021 compared to Fiscal Year 2020. Increases and decreases in the Funds net position are primarily due to the fluctuations of investment returns, contributions, benefit payments and withdrawals.

New York City Police Pension Funds

MANAGEMENT'S DISCUSSION AND ANALYSIS (UNAUDITED) - CONTINUED

June 30, 2022 and 2021

Changes in Fiduciary Net Position

Years ended June 30, 2022, 2021, and 2020

(In thousands)

	2022	2021	2020
Additions:			
Member contributions	\$ 281,185	\$ 255,789	\$ 280,129
Employer contributions	2,490,134	2,437,728	2,458,907
Net investment income	(4,405,904)	11,961,703	2,038,305
Litigation income	3,491	2,470	4,488
Net receipts from other retirement systems	1,810	1,988	2,053
Total additions	(1,629,284)	14,659,678	4,783,882
Deductions:			
Benefit payments and withdrawals	3,821,373	3,841,319	3,491,495
Administrative expenses	24,301	24,925	26,803
Total deductions	3,845,674	3,866,244	3,518,298
Net (decrease) increase in net position	(5,474,958)	10,793,434	1,265,584
Net position restricted for benefits			
Beginning of year	57,056,325	46,262,891	44,997,307
End of year	\$ 51,581,367	\$ 57,056,325	\$ 46,262,891

During Fiscal Year 2022, member contributions increased 9.9% to \$281.2 million as compared to Fiscal Year 2021 contributions of \$255.8 million. During Fiscal Year 2021, member contributions decreased 8.7% to \$255.8 million as compared to Fiscal Year 2020 contributions of \$280.1 million. Increases and decreases in member contributions are primarily due to the fluctuations of active members and their voluntary and required contributions. In accordance with the pension plan requirements, certain members, under certain conditions, may elect to increase or decrease their deductions.

Employer contributions in Fiscal Year 2022 were \$2.49 billion, an increase of 2.1% from Fiscal Year 2021 contributions of \$2.44 billion primarily due to the increase in the amortization payment for the initial unfunded liability and experience gains and losses. Employer contributions in Fiscal Year 2021 were \$2.44 billion, a decrease of 0.9% from Fiscal Year 2020 contributions of \$2.46 billion primarily due to restart of the Actuarial Value of Assets ("AVA") and experience gains offset by the cost of assumption changes.

Benefit payments and withdrawals were \$3.82 billion, \$3.84 billion, and \$3.49 billion for the Fiscal Years ended June 30, 2022, 2021, and 2020, respectively. This is primarily due to an increase and decrease in the number of retirees eligible for benefits.

In Fiscal Year 2002, Chapter 292 of the New York State Laws of 2001 provided the Funds with corpus funding for administrative expenses. In Fiscal Years 2022, 2021, and 2020, the administrative expenses were \$24.3 million, \$24.9 million, and \$26.8 million, respectively.

Fiduciary Net Position

In Fiscal Year 2022, the Funds experienced a 9.6% decrease in the combined net position restricted for benefits is primarily due to a decrease in the fair value of investments compared to Fiscal Year 2021.

New York City Police Pension Funds

MANAGEMENT'S DISCUSSION AND ANALYSIS (UNAUDITED) - CONTINUED

June 30, 2022 and 2021

Fiduciary Net Position

June 30, 2022, 2021, and 2020

(In thousands)

	<u>2022</u>	<u>2021</u>	<u>2020</u>
Cash	\$ 36,752	\$ 75,551	\$ 17,972
Receivables	1,030,178	1,491,493	829,771
Investments - at fair value	52,024,933	57,946,124	46,807,184
Collateral from securities lending	5,271,194	5,891,076	3,559,791
Other assets	9,918	9,062	9,716
Total assets	<u>58,372,975</u>	<u>65,413,306</u>	<u>51,224,434</u>
Accounts payable and other liabilities	1,520,414	2,465,905	1,401,752
Securities lending	5,271,194	5,891,076	3,559,791
Total liabilities	<u>6,791,608</u>	<u>8,356,981</u>	<u>4,961,543</u>
Net position restricted for benefits	<u>\$ 51,581,367</u>	<u>\$ 57,056,325</u>	<u>\$ 46,262,891</u>

Receivables and payables related to investment securities are primarily generated through the timing differences between the trade and settlement dates for investment securities purchased or sold.

New York City Police Pension Funds

MANAGEMENT'S DISCUSSION AND ANALYSIS (UNAUDITED) - CONTINUED

June 30, 2022 and 2021

Investment Summary

June 30, 2022

(In thousands)

Investments - at fair value:	QPP	PSOVSF	POVSF	Combined
Short-term investments:				
Commercial paper	\$ 280,668	\$ 5,098	\$ 5,542	\$ 291,308
Short-term investment fund	517,680	266	91	518,037
U.S. treasury bills and agencies	369,797	-	-	369,797
Fixed income securities:				
Bank loans	152,849	-	-	152,849
Corporate and other	6,485,233	-	-	6,485,233
Mortgage debt securities	2,161,766	-	-	2,161,766
Treasury inflation-protected securities	1,589,153	-	-	1,589,153
U.S. government and agencies	2,058,590	-	-	2,058,590
Equity securities:				
Domestic equity	14,537,917	1,040,345	672,741	16,251,003
International equity	4,523,566	-	-	4,523,566
Collective trust funds:				
Bank loans	868	-	-	868
Corporate and other	-	256,431	162,526	418,957
Domestic equity	47,141	82,991	52,806	182,938
International equity	856,180	726,264	468,129	2,050,573
Mortgage debt securities	191,695	277,840	176,095	645,630
Opportunistic-fixed income	148,230	-	-	148,230
U.S. government and agency	-	507,527	321,671	829,198
Alternative investments:				
Infrastructure	856,057	-	-	856,057
Opportunistic-fixed income	1,847,299	-	-	1,847,299
Private equity	4,753,360	-	-	4,753,360
Private real estate	3,316,150	-	-	3,316,150
Hedge fund investment	2,574,371	-	-	2,574,371
Collateral from securities lending	4,697,443	359,969	213,782	5,271,194
Total investments	<u>\$ 51,966,013</u>	<u>\$ 3,256,731</u>	<u>\$ 2,073,383</u>	<u>\$ 57,296,127</u>

New York City Police Pension Funds

MANAGEMENT'S DISCUSSION AND ANALYSIS (UNAUDITED) - CONTINUED

June 30, 2022 and 2021

Investment Summary

June 30, 2021

(In thousands)

Investments - at fair value:	QPP	PSOVSF	POVSF	Combined
Short-term investments:				
Commercial paper	\$ 463,293	\$ 7,000	\$ 5,200	\$ 475,493
Short-term investment fund	699,856	575	393	700,824
U.S. treasury bills and agencies	505,372	-	-	505,372
Fixed income securities:				
Bank loans	191,531	-	-	191,531
Corporate and other	7,253,045	-	-	7,253,045
Mortgage debt securities	2,206,428	-	-	2,206,428
Treasury inflation-protected securities	1,663,785	-	-	1,663,785
U.S. government and agencies	2,777,756	-	-	2,777,756
Equity securities:				
Domestic equity	17,708,155	1,336,862	800,591	19,845,608
International equity	5,993,485	-	-	5,993,485
Collective trust funds:				
Bank loans	1,859	-	-	1,859
Corporate and other	9	337,239	199,615	536,863
Domestic equity	149,857	127,611	80,252	357,720
International equity	1,066,994	1,003,469	602,174	2,672,637
Mortgage debt securities	211,531	324,370	191,997	727,898
Opportunistic-fixed income	161,524	-	-	161,524
U.S. government and agency	-	464,130	274,723	738,853
Alternative investments:				
Infrastructure	639,870	-	-	639,870
Opportunistic-fixed income	1,633,488	-	-	1,633,488
Private equity	3,608,731	-	-	3,608,731
Private real estate	2,459,043	-	-	2,459,043
Hedge fund investment	2,794,311	-	-	2,794,311
Collateral from securities lending	5,461,797	268,752	160,527	5,891,076
Total investments	<u>\$ 57,651,720</u>	<u>\$ 3,870,008</u>	<u>\$ 2,315,472</u>	<u>\$ 63,837,200</u>

Due to the long-term nature of the Funds' liabilities, the Funds' assets are invested with a long-term investment horizon. Assets are invested in a diversified portfolio of capital market securities. Investments in these assets are expected to produce higher returns, but are also subject to greater volatility and may produce negative returns. For example, the Russell 3000 Index, a broad measure of the United States stock market, decreased to (13.87)% from 44.16% in Fiscal Years 2022 and 2021, respectively. In 2022, the World ex-USA Custom BM Index decreased to (17.73)% from 34.82% in 2021. In Fiscal Year 2022, the Emerging International Market decreased to (25.28)% from 40.90% in 2021. For the three-year period ended June 30, 2022, the overall rate of return on investments for QPP, PSOVSF, and POVSF were 7.43%, 3.97%, and 3.87%, for the five-year period the return was 7.82%, 5.38%, and 5.13% and for the 10-year period was 8.72%, 7.02%, and 7.84%.

New York City Police Pension Funds

MANAGEMENT'S DISCUSSION AND ANALYSIS (UNAUDITED) - CONTINUED

June 30, 2022 and 2021

Assets are invested long term for the benefit of the Funds participants and their beneficiaries. All investments are managed by registered investment managers and advisors, pursuant to applicable laws and to guidelines issued by The Comptroller of The City of New York (the "Comptroller"). Collectively, the investments utilize 16 domestic equity managers, 17 international equity managers, 17 hedge fund managers, 49 private real estate managers, 13 infrastructure managers, 104 private equity investment managers, 14 public-fixed income managers, and 28 alternative credit managers and one Economically Targeted Investment ("ETI") manager.

Assets are allocated in accordance with policy adopted periodically by the Funds' Board of Trustees. The percentage in each category is determined by a study indicating the probable rates of return and levels of risk for various asset allocations. The actual allocation may vary from this policy mix as fair values shift and as investments are added or terminated.

Contact Information

This financial report is designed to provide a general overview of the New York City Police Pension Funds finances. Questions concerning any data provided in this report or requests for additional information should be directed to the Director of Accounting, New York City Police Pension Fund, 233 Broadway, 25th Floor, New York, New York 10279.

New York City Police Pension Funds

COMBINING STATEMENT OF FIDUCIARY NET POSITION

June 30, 2022
(In thousands)

	<u>QPP</u>	<u>PSOVSF</u>	<u>POVSF</u>	<u>Eliminations</u>	<u>Total Funds</u>
ASSETS					
Cash	\$ 35,684	\$ 15	\$ 1,053	\$ -	\$ 36,752
Receivables:					
Investments securities sold	731,877	1	1	-	731,879
Member loans	162,050	-	-	-	162,050
Accrued interest and dividends	134,866	836	547	-	136,249
Total receivables	<u>1,028,793</u>	<u>837</u>	<u>548</u>	<u>-</u>	<u>1,030,178</u>
Investments - at fair value					
Short-term investments:					
Commercial paper	280,668	5,098	5,542	-	291,308
Short-term investment fund	517,680	266	91	-	518,037
U.S. treasury bills and agencies	369,797	-	-	-	369,797
Fixed income securities:					
Bank loans	152,849	-	-	-	152,849
Corporate and other	6,485,233	-	-	-	6,485,233
Mortgage debt securities	2,161,766	-	-	-	2,161,766
Treasury inflation-protected securities	1,589,153	-	-	-	1,589,153
U.S. government and agency	2,058,590	-	-	-	2,058,590
Equity securities:					
Domestic equity	14,537,917	1,040,345	672,741	-	16,251,003
International equity	4,523,566	-	-	-	4,523,566
Collective trust funds:					
Bank loans	868	-	-	-	868
Corporate and other	-	256,431	162,526	-	418,957
Domestic equity	47,141	82,991	52,806	-	182,938
International equity	856,180	726,264	468,129	-	2,050,573
Mortgage debt securities	191,695	277,840	176,095	-	645,630
Opportunistic-fixed income	148,230	-	-	-	148,230
Treasury inflation-protected securities	-	-	-	-	-
U.S. government and agency	-	507,527	321,671	-	829,198
Alternative investments:					
Infrastructure	856,057	-	-	-	856,057
Opportunistic-fixed income	1,847,299	-	-	-	1,847,299
Private equity	4,753,360	-	-	-	4,753,360
Private real estate	3,316,150	-	-	-	3,316,150
Hedge fund investment	2,574,371	-	-	-	2,574,371
Collateral from securities lending	4,697,443	359,969	213,782	-	5,271,194
Total investments	<u>51,966,013</u>	<u>3,256,731</u>	<u>2,073,383</u>	<u>-</u>	<u>57,296,127</u>
Other assets	9,918	-	-	-	9,918
Total assets	<u>53,040,408</u>	<u>3,257,583</u>	<u>2,074,984</u>	<u>-</u>	<u>58,372,975</u>
LIABILITIES					
Accounts payable	54,850	2,887	644	-	58,381
Payable for investment securities purchased	1,117,344	-	-	-	1,117,344
Accrued benefits payable	127,384	133,069	84,236	-	344,689
Collateral from securities lending	4,697,443	359,969	213,782	-	5,271,194
Total liabilities	<u>5,997,021</u>	<u>495,925</u>	<u>298,662</u>	<u>-</u>	<u>6,791,608</u>
Net position restricted for benefits:					
Benefits to be provided by QPP	47,043,387	-	-	-	47,043,387
Benefits to be provided by VSF	-	2,761,658	1,776,322	-	4,537,980
Total net position restricted for benefits	<u>\$ 47,043,387</u>	<u>\$ 2,761,658</u>	<u>\$ 1,776,322</u>	<u>\$ -</u>	<u>\$ 51,581,367</u>

The accompanying notes are an integral part of this combining financial statement.

New York City Police Pension Funds

COMBINING STATEMENT OF FIDUCIARY NET POSITION

June 30, 2021
(In thousands)

	<u>QPP</u>	<u>PSOVSF</u>	<u>POVSF</u>	<u>Eliminations</u>	<u>Total Funds</u>
ASSETS					
Cash	\$ 74,186	\$ 128	\$ 1,237	\$ -	\$ 75,551
Receivables:					
Employer contribution	143,177	-	-	-	143,177
Investments securities sold	1,049,404	337	208	-	1,049,949
Member loans	174,712	-	-	-	174,712
Transferrable earnings FY 19	-	35,046	104,688	(139,734)	-
Transferrable earnings FY 20	-	14,000	62,000	(76,000)	-
Accrued interest and dividends	122,171	927	557	-	123,655
Total receivables	<u>1,489,464</u>	<u>50,310</u>	<u>167,453</u>	<u>(215,734)</u>	<u>1,491,493</u>
Investments - at fair value					
Short-term investments:					
Commercial paper	463,293	7,000	5,200	-	475,493
Short-term investment fund	699,856	575	393	-	700,824
U.S. treasury bills and agencies	505,372	-	-	-	505,372
Fixed income securities:					
Bank loans	191,531	-	-	-	191,531
Corporate and other	7,253,045	-	-	-	7,253,045
Mortgage debt securities	2,206,428	-	-	-	2,206,428
Treasury inflation-protected securities	1,663,785	-	-	-	1,663,785
U.S. government and agency	2,777,756	-	-	-	2,777,756
Equity securities:					
Domestic equity	17,708,155	1,336,862	800,591	-	19,845,608
International equity	5,993,485	-	-	-	5,993,485
Collective trust funds:					
Bank loans	1,859	-	-	-	1,859
Corporate and other	9	337,239	199,615	-	536,863
Domestic equity	149,857	127,611	80,252	-	357,720
International equity	1,066,994	1,003,469	602,174	-	2,672,637
Mortgage debt securities	211,531	324,370	191,997	-	727,898
Opportunistic-fixed income	161,524	-	-	-	161,524
U.S. government and agency	-	464,130	274,723	-	738,853
Alternative investments:					
Infrastructure	639,870	-	-	-	639,870
Opportunistic-fixed income	1,633,488	-	-	-	1,633,488
Private equity	3,608,731	-	-	-	3,608,731
Private real estate	2,459,043	-	-	-	2,459,043
Hedge fund investment	2,794,311	-	-	-	2,794,311
Collateral from securities lending	5,461,797	268,752	160,527	-	5,891,076
Total investments	<u>57,651,720</u>	<u>3,870,008</u>	<u>2,315,472</u>	<u>-</u>	<u>63,837,200</u>
Other assets	9,062	-	-	-	9,062
Total assets	<u>59,224,432</u>	<u>3,920,446</u>	<u>2,484,162</u>	<u>(215,734)</u>	<u>65,413,306</u>
LIABILITIES					
Accounts payable	61,582	2,791	506	-	64,879
Payable for investment securities purchased	2,086,106	-	-	-	2,086,106
Accrued benefits payable	105,275	128,309	81,336	-	314,920
Transferable earnings FY 19	139,734	-	-	(139,734)	-
Transferable earnings FY 20	76,000	-	-	(76,000)	-
Collateral from securities lending	5,461,797	268,752	160,527	-	5,891,076
Total liabilities	<u>7,930,494</u>	<u>399,852</u>	<u>242,369</u>	<u>(215,734)</u>	<u>8,356,981</u>
Net position restricted for benefits:					
Benefits to be provided by QPP	51,293,938	-	-	-	51,293,938
Benefits to be provided by VSF	-	3,520,594	2,241,793	-	5,762,387
Total net position restricted for benefits	<u>\$ 51,293,938</u>	<u>\$ 3,520,594</u>	<u>\$ 2,241,793</u>	<u>\$ -</u>	<u>\$ 57,056,325</u>

The accompanying notes are an integral part of this combining financial statement.

New York City Police Pension Funds

COMBINING STATEMENT OF CHANGES IN FIDUCIARY NET POSITION

June 30, 2022
(In thousands)

	<u>QPP</u>	<u>PSOVSF</u>	<u>POVSF</u>	<u>Eliminations</u>	<u>Total</u>
Additions					
Contributions:					
Member contributions	\$ 281,185	\$ -	\$ -	\$ -	\$ 281,185
Employer contributions	2,490,134	-	-	-	2,490,134
Total contributions	<u>2,771,319</u>	<u>-</u>	<u>-</u>	<u>-</u>	<u>2,771,319</u>
Investment income (loss) (Note 2):					
Interest income	693,679	46,145	28,506	-	768,330
Dividend income	740,464	49,112	30,022	-	819,598
Net (depreciation) appreciation in fair value of investments	<u>(4,711,781)</u>	<u>(554,771)</u>	<u>(346,712)</u>	<u>-</u>	<u>(5,613,264)</u>
Total investment (loss) income	<u>(3,277,638)</u>	<u>(459,514)</u>	<u>(288,184)</u>	<u>-</u>	<u>(4,025,336)</u>
Less investment expenses	393,193	2,078	1,311	-	396,582
Net investment (loss) income before securities lending transactions	<u>(3,670,831)</u>	<u>(461,592)</u>	<u>(289,495)</u>	<u>-</u>	<u>(4,421,918)</u>
Securities lending transactions:					
Securities lending income	16,111	998	621	-	17,730
Less securities lending fees	1,575	87	54	-	1,716
Net securities lending income	<u>14,536</u>	<u>911</u>	<u>567</u>	<u>-</u>	<u>16,014</u>
Net investment (loss) income	<u>(3,656,295)</u>	<u>(460,681)</u>	<u>(288,928)</u>	<u>-</u>	<u>(4,405,904)</u>
Net receipts from other retirement systems	1,810	-	-	-	1,810
Litigation income	3,385	39	67	-	3,491
Transferable earnings FY 20	185	1,672	-	(1,857)	-
Total additions	<u>(879,596)</u>	<u>(458,970)</u>	<u>(288,861)</u>	<u>(1,857)</u>	<u>(1,629,284)</u>
Deductions					
Benefit payments and withdrawals	3,344,982	299,966	176,425	-	3,821,373
Transferable earnings FY 20	1,672	-	185	(1,857)	-
Administrative expenses	24,301	-	-	-	24,301
Total deductions	<u>3,370,955</u>	<u>299,966</u>	<u>176,610</u>	<u>(1,857)</u>	<u>3,845,674</u>
Net (decrease) increase in net position	<u>(4,250,551)</u>	<u>(758,936)</u>	<u>(465,471)</u>	<u>-</u>	<u>(5,474,958)</u>
Net position restricted for benefits					
Beginning of year	<u>51,293,938</u>	<u>3,520,594</u>	<u>2,241,793</u>	<u>-</u>	<u>57,056,325</u>
End of year	<u>\$ 47,043,387</u>	<u>\$ 2,761,658</u>	<u>\$ 1,776,322</u>	<u>\$ -</u>	<u>\$ 51,581,367</u>

The accompanying notes are an integral part of this combining financial statement.

New York City Police Pension Funds

COMBINING STATEMENT OF CHANGES IN FIDUCIARY NET POSITION

June 30, 2021
(In thousands)

	QPP	PSOVSF	POVSF	Eliminations	Total
Additions					
Contributions:					
Member contributions	\$ 255,789	\$ -	\$ -	\$ -	\$ 255,789
Employer contributions	2,437,728	-	-	-	2,437,728
Total contributions	<u>2,693,517</u>	<u>-</u>	<u>-</u>	<u>-</u>	<u>2,693,517</u>
Investment income (Note 2):					
Interest income	537,652	27,405	16,631	-	581,688
Dividend income	498,589	45,341	26,583	-	570,513
Net appreciation in fair value of investments	9,991,705	694,736	405,173	-	11,091,614
Total investment income	<u>11,027,946</u>	<u>767,482</u>	<u>448,387</u>	<u>-</u>	<u>12,243,815</u>
Less investment expenses	<u>290,750</u>	<u>2,074</u>	<u>1,196</u>	<u>-</u>	<u>294,020</u>
Net investment income before securities lending transactions	<u>10,737,196</u>	<u>765,408</u>	<u>447,191</u>	<u>-</u>	<u>11,949,795</u>
Securities lending transactions:					
Securities lending income	11,940	787	471	-	13,198
Less securities lending fees	1,175	72	43	-	1,290
Net securities lending income	<u>10,765</u>	<u>715</u>	<u>428</u>	<u>-</u>	<u>11,908</u>
Net investment income	<u>10,747,961</u>	<u>766,123</u>	<u>447,619</u>	<u>-</u>	<u>11,961,703</u>
Net receipts from other retirement systems	1,988	-	-	-	1,988
Transferable earnings FY 19	-	3,484	103,236	(106,720)	-
Litigation income	2,401	32	37	-	2,470
Total additions	<u>13,445,867</u>	<u>769,639</u>	<u>550,892</u>	<u>(106,720)</u>	<u>14,659,678</u>
Deductions					
Benefit payments and withdrawals	3,313,298	345,474	182,547	-	3,841,319
Transferable earnings FY 19	106,720	-	-	(106,720)	-
Administrative expenses	24,925	-	-	-	24,925
Total deductions	<u>3,444,943</u>	<u>345,474</u>	<u>182,547</u>	<u>(106,720)</u>	<u>3,866,244</u>
Net increase in net position	<u>10,000,924</u>	<u>424,165</u>	<u>368,345</u>	<u>-</u>	<u>10,793,434</u>
Net position restricted for benefits					
Beginning of year	<u>41,293,014</u>	<u>3,096,429</u>	<u>1,873,448</u>	<u>-</u>	<u>46,262,891</u>
End of year	<u>\$ 51,293,938</u>	<u>\$ 3,520,594</u>	<u>\$ 2,241,793</u>	<u>\$ -</u>	<u>\$ 57,056,325</u>

The accompanying notes are an integral part of this combining financial statement.

New York City Police Pension Funds

NOTES TO COMBINING FINANCIAL STATEMENTS

June 30, 2022 and 2021

NOTE 1 - PLAN DESCRIPTION

The City of New York ("City" or "The City") maintains a number of pension systems providing benefits for employees of its various agencies (as defined within New York State ("State") statutes and City laws). The City's five major actuarially-funded pension systems are the New York City Police Pension Funds ("POLICE", "Funds" or the "Plan"), the New York City Employees' Retirement System ("NYCERS"), the Teachers' Retirement System of the City of New York ("TRS"), the New York City Board of Education Retirement System ("BERS"), and the New York City Fire Pension Funds ("FIRE"). Each separate pension system or fund is a separate Public Employee Retirement System ("PERS") with a separate oversight body and are financially independent of the others.

POLICE administers the New York City Police Pension Funds, Tiers 1, 2, 3, and Tier 6 (Tier 3 Revised), in conjunction with the establishment of an administrative staff separate from the New York City Police Department, in accordance with Chapter 292 of the Laws of 2001 - Qualified Pension Plan ("QPP"); as set forth in Administrative Code of The City of New York ("ACNY") § 13-214.1, the Police Superior Officers' Variable Supplements Fund ("PSOVSF"), as set forth in ACNY § 13-278; and the Police Officers' Variable Supplements Fund ("POVSF"), as set forth in ACNY § 13-268.

The QPP is a single-employer pension plan. The QPP provides pension benefits for full-time uniformed employees of the New York City Police Department ("NYPD"). All full-time uniformed employees of the NYPD become members of the QPP upon employment. The QPP functions in accordance with existing State statutes and City laws, which are the basis by which benefit terms and employer and member contribution requirements are established and amended. The QPP combines features of a defined-benefit pension plan with those of a defined contribution pension plan, but is considered a defined-benefit pension plan for financial reporting purposes.

The PSOVSF and the POVSF (collectively, "VSFs") operate pursuant to the provisions of Title 13, Chapter 2 of the ACNY and provide supplemental benefits to retired Police Superior Officers (including Detectives, and Sergeants through Deputy Chiefs) and retired Police Officers, respectively. To be eligible to receive benefits from the VSFs, Police Superior Officers or Police Officers must retire on or after October 1, 1968 with 20 or more years of credited service, and be receiving a service retirement benefit from the QPP. Under current law, the VSFs are not to be construed as constituting a pension or retirement system. Instead, they provide defined supplemental payments, other than pension or retirement system allowances, in accordance with applicable statutory provisions. While The City guarantees these payments, the New York State Legislature has reserved to itself and the State the right and power to amend, modify, or repeal the VSFs and the payments they provide. For financial reporting purposes, however, the VSFs are considered single-employer defined-benefit pension plans.

POLICE is a fiduciary fund of The City and is included in the Pension and Other Employee Benefit Trust Funds section of The City's Annual Comprehensive Financial Report ("ACFR"). GASB Statement No. 98, *The Annual Comprehensive Financial Report*, establishes the term annual comprehensive financial report and its acronym ACFR. The new term replaces comprehensive annual financial report and its acronym in generally accepted accounting principles for state and local governments. POLICE has decided to early implement this pronouncement and has applied the change as of the issuance of this report.

Board of Trustees

The QPP Board of Trustees consists of 12 members. The Trustees and their voting rights are as follows: The Police Commissioner, representative of the Mayor, The Comptroller of The City of New York (the "Comptroller"), and the Commissioner of Finance (one and one-half votes each); four specified officers of the Police Benevolent Association (one vote each); and the presidents of the Detectives' Endowment Association, the Sergeants Benevolent Association, the Lieutenants Benevolent Association, and the Captains Endowment Association (one-half vote each).

New York City Police Pension Funds

NOTES TO COMBINING FINANCIAL STATEMENTS - CONTINUED

June 30, 2022 and 2021

The PSOVSF Board of Trustees consists of seven members. The Trustees and their voting rights are as follows: a representative of the Mayor, the Comptroller and the Commissioner of Finance (two votes each), and four representatives of the Police Superior Officers' Associations who are the four members of the QPP Board of Trustees (one vote each).

The POVSF Board of Trustees consists of five members each with one vote: a representative of the Mayor, Comptroller, and Commissioner of Finance and two of the officers of the Police Benevolent Association that are members of the QPP Board of Trustees.

Membership Data

At June 30, 2022, 2021, and 2020, the QPP's membership consisted of:

	QPP		
	2022*	2021	2020
Retirees and beneficiaries receiving benefits	53,949	52,837	51,465
Terminated vested members not yet receiving benefits	1,262	851	753
Terminated non-vested members**	2,800	1,713	1,544
Active members receiving salary	33,574	35,006	35,895
Total	91,585	90,407	89,657

* Estimated figures

** Members that are on leave with insufficient service for vesting and assumed to not return to active service are classified as terminated non-vested members.

At June 30, 2022, 2021, and 2020, the PSOVSF and POVSF membership consisted of:

	PSOVSF			POVSF		
	2022*	2021	2020	2022*	2021	2020
Retirees currently receiving payments	21,319	21,101	19,999	13,529	13,378	12,976
Active members***	11,804	11,874	12,538	21,770	23,132	23,357
Total	33,123	32,975	32,537	35,299	36,510	36,333

* Estimated figures

*** Represents the number of actively employed Police Superior Officers and Police Officers, respectively, as of the June 30 valuation dates.

Summary of Benefits

QPP

The New York State Constitution provides that the pension rights of public employees are contractual and shall not be diminished or impaired. In 1973, amendments were made to the New York State Retirement and Social Security Law ("RSSL") to modify certain benefits for employees joining the QPP on or after the effective date of such amendments. These amendments, which affect employees who joined the QPP on and after July 1, 1973, established certain benefit limitations relating to eligibility for retirement, the salary

New York City Police Pension Funds

NOTES TO COMBINING FINANCIAL STATEMENTS - CONTINUED

June 30, 2022 and 2021

base for benefits and maximum benefits. Recent laws, including but not limited to Chapter 372 of the Laws of 2000, which provides a revised definition of salary base to be used in the computation of certain benefits for Tier 2 members of the QPP and Chapter 589 of the Laws of 2001, which eliminated the Tier 2 maximum 30 years of service limitation, have lessened these limitations.

The QPP currently administers the following pension tiers: Tier 1, Tier 2, Tier 3, Tier 3 Revised, and Tier 3 Enhanced. Membership is mandatory for uniformed employees of the New York City Police Department.

The QPP provides four main types of retirement benefits for all tiers: Vested Retirements, Service Retirements, Ordinary Disability Retirements ("ODR") (non-job-related disabilities), and Accident Disability Retirements ("ADR") (job-related disabilities). Additionally, the QPP provides death benefits for all tiers.

Tier 1 is applicable to members appointed to the NYPD prior to July 1, 1973. Tier 2 is applicable to members appointed between July 1, 1973 and June 30, 2009. Benefits are generally the same for Tier 1 and Tier 2.

For Tier 1 and Tier 2 members, the QPP generally provides the following:

- A Vested Retirement Benefit is payable to Tier 1 and 2 members with at least five years of uniformed service. Tier 1 and 2 members who commenced their membership with the QPP prior to February 4, 2000 must have 15 years of uniformed service to be eligible for a Vested Retirement Benefit. This benefit is generally comprised of a pension equal to 1/40 of their final average salary for every year of uniformed service and is reduced or increased based on the actuarial value of an account shortage or excess. The benefit can be increased for any purchased non-uniformed service.
- A Service Retirement Benefit provides an allowance of one-half of final average salary after 20 years or 25 years of credited service (as elected), with additional benefits equal to a specified percentage per year of service (currently approximately 1.67%) of actual earnings times the number of years of service in excess of the 20-year or 25-year minimum. These additional benefits are increased, where applicable, by an annuity attributable to member contributions in excess of the required amount and by any benefits attributable to the Increased-Take-Home-Pay ("ITHP") contributions accumulated after eligibility for service retirement. ITHP represents amounts assumed by The City in lieu of members' own contributions. These amounts reduce the contributions that members would have to make to the QPP during their service and thereby increase their take-home pay. Members have the choice of waiving their ITHP reduction, which would reduce their take-home pay, but increase pension contributions made to the QPP.
- ODR benefits are contingent on the member's amount of credited service. Members with less than 10 years of credited service are entitled to a pension equal to 1/3 of their final average salary, members with 10-20 years of credited service are entitled to a pension equal to 50% of their final average salary; and members with 20 or more years of credited service are entitled to a pension equal to 1/40 of their final average salary for every year of credited service. All ODR benefits are either reduced for the annuity value of an account deficit, or increased for the annuity value of an account excess.
- An ADR benefit provides a pension of three-fourths of final salary plus an increment as described above based on years of service in excess of the 20-year or 25-year minimum plus an annuity based on the member's contributions with accumulated interest and the amount accumulated under the ITHP program.

New York City Police Pension Funds

NOTES TO COMBINING FINANCIAL STATEMENTS - CONTINUED

June 30, 2022 and 2021

Tier 1 and Tier 2 members have the right to make voluntary member contributions ("Voluntary Contributions") in excess of their required member contributions ("Required Contributions"). Both the Voluntary Contributions and the Required Contributions are credited with interest at a statutory rate (currently 8.25% Annual Percentage Rate ("APR")). At the time of retirement or refund of contributions, a member's aggregate balance of actual Required Contributions and Voluntary Contributions, including statutory interest ("Actual Balance"), less the outstanding balance of any member loans ("Net Actual Contributions"), may exceed ("Excess of Contributions") or fall short of ("Deficiency of Contributions") the member's Required Amount. The Required Amount is the sum of the Required Contributions which a member should have made during his or her first 20 years of credited service, plus statutory interest earnings thereon. The amount of the member's retirement annuity or the refund of contributions that he or she is entitled to is increased by the actuarial value of any Excess of Contributions or reduced by any Deficiency of Contributions. Annuities attributable to member contributions are reduced on an actuarial basis for any loans with unpaid balances outstanding at the date of retirement.

Cost of Living Adjustments ("COLA") are automatically payable to members who are either: (1) at least age 62 and have been retired for at least five years; or (2) at least age 55 and have been retired for at least 10 years. Additionally, COLA are payable to members who retired for disability after being retired for five or more years and to beneficiaries receiving accidental death benefits who have been receiving them for at least five years. Beginning September 2001, COLA benefits equal 50% of the increase in the Consumer Price Index for All Urban Consumers ("CPI-U") based on the year ending March 31, rounded to the next higher 0.1% not less than 1% nor greater than 3% of the first \$18,000 of the sum of maximum pension allowance and prior COLA.

In June of 2009, the Governor vetoed legislation that would have extended Tier 2 to members hired after June 30, 2009. As a result of the Governor's veto, QPP members hired on and after July 1, 2009 are covered under Tier 3, as governed by Article 14 of the RSSL. As a result of Chapter 18 of the Laws of 2012, there are certain limitations on Tier 3 benefits available to participants hired on and after April 1, 2012. In most New York State PERS, including the QPP, these changes are sometimes referred to as Tier 3 Revised.

For Tier 3/Tier 3 Revised/Tier 3 Enhanced members, the QPP generally provides the following:

- A Normal Service Retirement Benefit is earned after completion of 22 years of uniformed service.
- An Early Service Retirement Benefit is payable upon completion of 20 years or age 62 for Tier 3 or upon completion of 20 years for Tier 3 Revised and is payable as a pension equal to 2.1% of Final Average Salary plus 1/3% of Final Average Salary for each month in excess of 20 years of uniformed service, such benefit not to exceed 50% of Final Average Salary.
- A Vested Benefit payable to members with at least five years of uniformed service. The benefit is equal to 2.1% of final average salary for every year of uniformed service, payable upon attainment of eligibility for early age, or 55.
- An ODR retirement allowance is payable to member who has at least five years of service and is in receipt of Social Security Disability Benefits (non-Enhanced members only). An ODR benefit is 1/3 of Final Average Salary or 2% of Final Average Salary for each year of credited service, whichever is greater and does not exceed 50% of Final Average Salary.
- An ADR retirement allowance is payable to a member who was disabled as the result of a line-of-duty accident not attributable to his own willful negligence. An ADR pension for a non-Enhanced member is 50% of a member's Final Average Salary. An ADR pension for an Enhanced member is 75% of a member's Final Average Salary.

New York City Police Pension Funds

NOTES TO COMBINING FINANCIAL STATEMENTS - CONTINUED

June 30, 2022 and 2021

All of the above retirement allowances, except for Enhanced Plan ODR/ADR retirement allowances, are reduced by one-half of the member's Social Security Benefit attributable to New York State public earnings at age 62, regardless of eligibility for Social Security, except for ODR retirees, in which case the Social Security Offset occurs immediately.

Tier 3/Tier 3 Revised members are eligible for annual Escalation on the retirement allowance: (1) in full, if they have retired for service completing 25 or more years of police service (or elected to defer commencement of their benefit to that 25-year date) or on a reduced basis, by 1/36 for each month that their retirement precedes 25 years; or (2) in full, if they have retired for disability and are Non-Enhanced members; or (3) in full, to their beneficiary for accidental death benefits. Escalation is determined from the change in the CPI-U based on the prior year ending December 31, not greater than 3% nor less than -3% in the event of a decrease. Tier 3/Tier 3 Revised members, when eligible, receive the greater of the applicable increase from COLA or Escalation. Tier 3 Enhanced members who retire for disability are not entitled to Escalation.

Tier 3 Enhanced Members contribute 3% of pensionable earnings plus an additional contribution rate to help fund the enhanced disability benefit. Currently, the additional contribution rate is 1% that can be raised to 3% based on a financial analysis by the Office of the Actuary every three years. At no time can the total contribution rate exceed 6%.

VSFs

VSF benefits are payable to members who retire for a Service pension, regardless of tier.

The PSOVSF provides a guaranteed schedule of supplemental benefits for Police Superior Officers who retire (or have retired) as Police Superior Officers on Service Retirement with at least 20 years of credited service as follows:

- For a Police Superior Officer hired before July 1, 1988, who retires from service as a Police Superior Officer on or after October 1, 1988, the annual benefit was \$5,000 in Calendar Year 1993. For those who retired during the Calendar 1993, the annual \$5,000 benefit was prorated.

The annual benefit increases \$500 each year thereafter to a maximum of \$12,000 in Calendar Year 2007 and thereafter.

- For those who were members of the QPP prior to July 1, 1988, and who retire after Calendar Year 1993, the annual benefit payment is the scheduled amount described above prorated in the year of retirement and the full amount thereafter.
- For those who become members of the QPP on or after July 1, 1988, the annual supplemental benefit is \$2,500 for the first 12 months of retirement, which increases by \$500 each year until a maximum of \$12,000 is payable in the 20th and later years of retirement. This was later modified by Chapter 444 of the Laws of 2001 ("Chapter 444/01") such that these members will receive the maximum \$12,000 benefit beginning Calendar Year 2008.

The POVSF provides a guaranteed schedule of supplemental benefits for Police Officers who retire (or have retired) as Police Officers on Service Retirement with at least 20 years of credited service as follows:

- For those who retired prior to July 1, 1988, the annual benefit was \$2,500 in Calendar Year 1988. For those who retired during Calendar Year 1988, the annual \$2,500 benefit payment was prorated. The annual benefit increases \$500 each year thereafter to a maximum of \$12,000 in Calendar Year 2007 and thereafter.

New York City Police Pension Funds

NOTES TO COMBINING FINANCIAL STATEMENTS - CONTINUED

June 30, 2022 and 2021

For those who were members of the QPP prior to July 1, 1988 and who retire after Calendar Year 1988, the annual benefit payment is the scheduled amount described above prorated in the year of retirement and the full amount thereafter.

- For those who become members of the QPP on or after July 1, 1988, the annual supplemental benefit is \$2,500 for the first 12 months of retirement, which increases by \$500 each year until a maximum of \$12,000 is payable in the 20th and later years of retirement. This was modified by Chapter 503 of the Laws of 1995 ("Chapter 503/95") such that these members will receive the maximum \$12,000 benefit beginning Calendar Year 2008 and thereafter.

Chapter 503 of the Laws of 1995 ("Chapter 503/95") amended the ACNY in relation to the transfer of assets, liabilities and administration of certain pension funds in the New York City Police Department. In addition, this law permits certain active employees with prior service credit before entering the QPP to utilize their original dates of hire for determining eligibility for benefits from the PSOVSF and POVSF.

In addition to the VSF benefits discussed earlier, Chapter 216 of the Laws of 2002 ("Chapter 216/02") provides that all participants of the PSOVSF and POVSF who retire for service from the QPP on and after January 1, 2002, with more than 20 years of credited service are entitled to the Deferred Retirement Option Plan ("DROP"). The DROP, also known as "Banked Variable," represents the VSF payments that the member would have received had he retired for service upon reaching eligibility. The DROP payment is an eligible distribution that may be rolled over pursuant to Internal Revenue Service regulations. Members who retired for a disability or die in active service are not eligible for the VSF DROP.

Any increase in the amount of ad-hoc cost-of-living increases ("Supplementation") or automatic COLA payable from the QPP to a retiree of the PSOVSF under legislation enacted on or after January 1, 1993 or to a retiree of the POVSF under legislation enacted on or after January 1, 1988, will reduce benefits payable from the PSOVSF or POVSF to such retiree by an amount equal to such increase until the following date:

- For a retiree with a date of membership before July 1, 1988, the later of: (a) the first day of the month following the month such retiree attains age 62; and (b) January 1, 2007.
- For a retiree with a date of membership on or after July 1, 1988, the later of: (a) the first day of the month following the month such retiree attains age 62; and (b) the earlier of: (1) the first day of the month following the 19th anniversary of such retiree's date of retirement; and (2) January 1, 2008.

Chapter 3 of the Laws of 2013 ("Chapter 3/13") provides for the transfer of assets from the QPP to the PSOVSF and POVSF if assets of the PSOVSF and POVSF are insufficient to pay scheduled benefits.

NOTE 2 - SUMMARY OF SIGNIFICANT ACCOUNTING POLICIES

Basis of Accounting - The Funds use the accrual basis of accounting where the measurement focus is on the flow of economic resources. Revenues are recognized in the accounting period in which they are earned, and expenses are recognized in the period incurred. Contributions from members are recognized by the QPP when the employer makes payroll deductions from QPP members. Employer contributions are recognized when due and the employer has a legal obligation to provide the contributions. Benefit payments and withdrawals are recognized when due and payable in accordance with the terms of the Funds.

Use of Estimates - The preparation of combining financial statements in conformity with accounting principles generally accepted in the United States of America requires management to make estimates and assumptions that affect the reported amounts of assets and liabilities and disclosure of contingent assets and liabilities at the date of the combining financial statements and revenues and expenses during the reporting period. Actual results could differ from those estimates.

New York City Police Pension Funds

NOTES TO COMBINING FINANCIAL STATEMENTS - CONTINUED

June 30, 2022 and 2021

Cash and Cash Equivalents - Cash equivalents consist of financial instruments with original maturity dates of three months or less.

Investment Valuation - Investments are reported at fair value. Fair value is defined as the quoted market price at the end of the last trading day for the specified period, except for alternative investments which are considered long term and illiquid in nature. Alternative investments consist of limited partnership structures invested in privately held investments for which exchange quotations are not readily available and are valued at estimated fair value. Fair value at fiscal year-end is based on the fair value of net assets reported in the most recently available partnership's capital account statements from the general partner, adjusted for any subsequent contributions, distributions, management fees and changes in values of foreign currency. They include investments held within Hedge Funds, Private Equity, Real Estate, Opportunistic-Fixed Income, and Infrastructure.

Purchases and sales of securities are reflected on the trade date.

Dividend income is recorded on the ex-dividend date. Interest income is recorded as earned on the accrual basis.

Income Taxes - Income earned by the Funds is not subject to federal income tax.

Accounts Payable - Accounts payable is principally comprised of amounts owed to the Funds' banks for overdrawn bank balances. The Funds' practice is to fully invest cash balances in most bank accounts on a daily basis. Overdrawn balances result primarily from outstanding benefit checks that are presented to the banks for payment on a daily basis and these balances are routinely settled each day.

Accrued Benefits Payable - Accrued benefits payable represents benefits due and unpaid by the Funds as of the fiscal year end.

Inter-Plan Eliminations - Included on the Combining Statements of Fiduciary Net Position and the Combining Statements of Changes in Fiduciary Net Position is an elimination column, the purpose of which is to remove from the statement any transactions involving dealings between reported entities.

Securities Lending Transactions - State statutes and Board policies permit the Funds to lend its investments to broker-dealers and other entities for collateral, for the same securities in the future with a simultaneous agreement to return the collateral in the form of cash, U.S. Treasury and U.S. Government securities. The Funds' agent lends the following types of securities: short-term securities, common stocks, long-term corporate bonds, U.S. Government and U.S. Government agency bonds, asset-backed securities, and international equities and bonds held in collective investment funds. In return, the Funds receive collateral in the form of cash, U.S. Treasury and U.S. Government agency securities at 100% to 105% of the principal plus accrued interest for reinvestment. At June 30, 2022 and 2021, management believes that the Funds had no credit risk exposure because the fair value of collateral held by the Funds equaled or exceeded the fair value of securities lent to the borrowers. The contracts with the Funds' Securities Lending Agent (the "Agent") require the Agent to indemnify the Funds. In the situation when a borrower goes into default, the Agent will liquidate the collateral to purchase replacement securities. Any shortfall before the replacement securities cost and the collateral value is covered by the Agent. All securities loans can be terminated on demand within a period specified in each agreement by either the Funds or the borrowers. Cash collateral is invested by the securities lending agent using approved Lender's Investment guidelines. The weighted-average maturity is 70.34 days for Collateral Investments. The securities lending program in which the Funds participate only allows pledging or selling securities in the case of borrower default.

GASB Statement No. 28, *Accounting and Financial Reporting for Securities Lending Transactions*, requires that securities loaned as assets and related liabilities be reported in the statement of fiduciary net position.

New York City Police Pension Funds

NOTES TO COMBINING FINANCIAL STATEMENTS - CONTINUED

June 30, 2022 and 2021

Cash received as collateral on securities lending transactions and investments made with that cash are reported as assets. Securities received as collateral are also reported as assets if the government entity has the ability to pledge or sell them without a borrower default. Accordingly, the Funds recorded the investments purchased with the cash collateral as collateral from securities lending with a corresponding liability for securities lending. Securities on loan are carried at fair value and the value as of June 30, 2022 and 2021 was \$4.6 billion and \$5.4 billion, respectively, for the QPP, \$355.5 million and \$271.9 million, respectively, for the PSOVSF, and \$211.1 million and \$162.4 million, respectively, for the POVSF. Cash collateral received related to securities lending as of June 30, 2022 and 2021 was \$4.7 billion and \$5.5 billion, respectively, for the QPP, \$360.0 million and \$268.8 million, respectively, for the PSOVSF, and \$213.8 million and \$160.5 million, respectively, for the POVSF.

GASB Statement No. 72, *Fair Value Measurement and Application* ("GASB 72"), describes fair value as an exit price, requiring investments to be categorized under a fair value hierarchy prescribed by GASB. GASB 72 establishes a hierarchy of inputs used to measure fair value consisting of three levels based on market price observability. Level 1 inputs are quoted prices in active markets for identical assets or liabilities. Level 2 inputs are inputs, other than quoted prices included within Level 1 that are observable for the asset or liability, either directly or indirectly. Level 3 inputs are unobservable inputs, and typically reflect management's estimates of assumptions that market participants would use in pricing the asset or liability. GASB 72 also contains note disclosure requirements regarding the hierarchy of valuation inputs and valuation techniques that was used for the fair value measurements.

GASB Statement No. 87, *Leases* ("GASB 87"), establishes standards of accounting and financial reporting for leases by lessees and lessors. This statement increases the usefulness of governments financials statements by requiring recognition of certain lease assets and liabilities for leases that were previously classified as operating leases. Management has evaluated all leases of the Funds and determined there was no material impact as a result of adoption of GASB 87.

GASB Statement No. 97 *Certain Component Unit Criteria, and Accounting and Financial reporting for Internal Revenue Code Section 457 Deferred Compensation Plans* ("GASB 97"), clarifies component unit criteria for a potential component unit in the absence of a governing board in determining financial accountability; limits the applicability of financial burden criteria in paragraph 7 of GASB Statement No. 84; and classifies Section 457 Deferred Compensation plans as either a pension plan or other employee benefit plan. Police is financially accountable for the VSF's. Management has determined there was no material impact as a result of adoption of GASB 97.

NOTE 3 - INVESTMENTS AND DEPOSITS

The Comptroller acts as an investment advisor to the Funds. In addition, the Funds employ several independent investment consultants as investment advisors. The Funds utilize several investment managers to manage the long-term debt and equity portfolios. The managers are regularly reviewed, with regard to both their investment performance and their adherence to investment guidelines.

The Funds' investment policy is approved by the respective Boards of Trustees of the Funds. The Funds' investment policy is implemented using a strategic allocation of assets that meets their objectives, while working within the confines of the ACNY and the RSSL. The ACNY authorizes the investment in assets, except equities, subject to the terms, conditions, limitations and restrictions imposed by law for investment by savings banks. Equity investments may be made only in stocks that meet the qualifications of the State RSSL. Short-term investments may be made in U.S. Government securities or other securities fully guaranteed by the U.S. Government, commercial paper rated A1 or P1 or fully collateralized repurchase agreements. Investments up to 25% of total assets held by the Funds may be made in instruments not expressly permitted by the RSSL.

New York City Police Pension Funds

NOTES TO COMBINING FINANCIAL STATEMENTS - CONTINUED

June 30, 2022 and 2021

The Funds do not possess an investment risk policy statement, nor do they actively manage assets to specified risk targets. Rather, investment risk management is an inherent function of the asset allocation process. Assets are diversified over a broad range of asset classes and encompass multiple investment strategies aimed at limiting concentration risk. The policy asset allocation targeted for the Funds in Fiscal Years 2022 and 2021 included securities in the following categories:

	2022	2021
U.S. equity	30%	30%
Core U.S. fixed	12	14
EAFE markets	8	8
Private equities	8	8
Emerging market	5	5
High yield	7	7
Real estate	7	7
Infrastructure	3	3
Hedge funds	6	6
TIPS	3	5
Opportunistic fixed income	5	5
Convertible bonds	2	-
U.S. Treasuries	2	-
ETI	2	2
Total	100%	100%

State Street Bank and Trust Company is the primary custodian for substantially all the securities of the Funds.

Concentrations - In accordance with RSSL section 177, no investment in any individual company may represent more than 2% of the Plan's total net assets or 5% of the company's total outstanding shares. Exclusions apply for obligations of the United States, or those for which the faith of the United States is pledged to provide payment of the interest and principal.

New York City Police Pension Funds

NOTES TO COMBINING FINANCIAL STATEMENTS - CONTINUED

June 30, 2022 and 2021

Credit Risk - The possibility of a loss or default resulting from a borrower's inability to repay a loan or fulfill its contractual debt obligations. Portfolios other than U.S. Government and related portfolios, have credit rating limitations. Investment Grade portfolios are limited to mostly ratings, of BBB/Baa2 and above, except that they are also permitted a 10% maximum exposure to BB & B/Ba2 & B2 rated securities. While high yield non-investment grade managers primarily invest in BB & B / Ba2 & B2 rated securities, they can also invest up to 10% of their portfolio in securities rated CCC/Caa2. The quality ratings of the Funds' investments, by percentage of the rated portfolio, as described by nationally recognized statistical rating organizations, at June 30, 2022 and 2021 are as follows:

Investment type and fair value June 30, 2022	Moody's Quality Ratings																Caa & Below	Not Rated	Total	
	Aaa	Aa1	Aa2	Aa3	A1	A2	A3	Baa1	Baa2	Baa3	Ba1	Ba2	Ba3	B1	B2	B3				
U.S. government	42.72%	0.02%	0.02%	0.02%	0.04%	0.00%	0.00%	0.01%	0.07%	0.01%	0.00%	0.00%	0.00%	0.00%	0.00%	0.00%	0.00%	0.00%	0.43%	43.34%
Corporate bonds	1.29%	0.02%	0.22%	0.25%	1.64%	2.83%	2.38%	3.54%	3.93%	4.37%	2.11%	2.89%	3.21%	3.25%	3.15%	2.62%	2.48%	7.81%	47.99%	
Short term																				
Commercial paper	-	-	-	-	-	-	-	-	-	-	-	-	-	-	-	-	-	-	1.17%	1.17%
Pooled fund	-	-	-	-	-	-	-	-	-	-	-	-	-	-	-	-	-	-	2.38%	2.38%
Discount notes and T-bills	-	-	-	-	-	-	-	-	-	-	-	-	-	-	-	-	-	-	5.12%	5.12%
Percent of rated portfolio	<u>44.01%</u>	<u>0.04%</u>	<u>0.24%</u>	<u>0.27%</u>	<u>1.68%</u>	<u>2.83%</u>	<u>2.38%</u>	<u>3.55%</u>	<u>4.00%</u>	<u>4.38%</u>	<u>2.11%</u>	<u>2.89%</u>	<u>3.21%</u>	<u>3.25%</u>	<u>3.15%</u>	<u>2.62%</u>	<u>2.48%</u>	<u>16.91%</u>	<u>100.00%</u>	

Investment type and fair value June 30, 2021	Moody's Quality Ratings																Caa & Below	Not Rated	Total	
	Aaa	Aa1	Aa2	Aa3	A1	A2	A3	Baa1	Baa2	Baa3	Ba1	Ba2	Ba3	B1	B2	B3				
U.S. government	38.57%	0.02%	0.01%	-	-	-	-	-	-	-	-	0.01%	-	-	-	-	-	-	0.73%	39.34%
Corporate bonds	0.83%	0.18%	0.18%	0.14%	0.89%	3.06%	2.47%	3.20%	4.02%	4.23%	2.24%	3.06%	3.64%	3.88%	3.33%	3.30%	3.91%	7.22%	49.78%	
Short term																				
Commercial paper	-	-	-	-	-	-	-	-	-	-	-	-	-	-	-	-	-	-	2.83%	2.83%
Pooled fund	-	-	-	-	-	-	-	-	-	-	-	-	-	-	-	-	-	-	4.90%	4.90%
Discount notes and T-bills	-	-	-	-	-	-	-	-	-	-	-	-	-	-	-	-	-	-	3.15%	3.15%
Percent of rated portfolio	<u>39.40%</u>	<u>0.20%</u>	<u>0.19%</u>	<u>0.14%</u>	<u>0.89%</u>	<u>3.06%</u>	<u>2.47%</u>	<u>3.20%</u>	<u>4.02%</u>	<u>4.23%</u>	<u>2.24%</u>	<u>3.07%</u>	<u>3.64%</u>	<u>3.88%</u>	<u>3.33%</u>	<u>3.30%</u>	<u>3.91%</u>	<u>18.83%</u>	<u>100.00%</u>	

Custodial Credit Risk - is the risk that in the event of a failure of the counterparty or depository financial institution, the Funds will not be able to recover the value of its investment or collateral securities that are in the possession of an outside party. Investment securities are exposed to custodial credit risk if the securities are not registered in the name of the Funds and are held by either the counterparty or the counterparty's trust department or agent but not in the name of the Funds.

Consistent with the Funds' investment policy, the investments are held by the Funds' custodian and registered in the name of the Funds. All of the Funds' deposits are insured by the Federal Deposit Insurance Corporation ("FDIC") (subject to the FDIC limit or \$250K per plan per member) and/or collateralized by securities held by a financial institution separate from the Funds' depository financial institution. However, the Plan's cash balances can exceed FDIC insured limits. Non-invested cash is swept into a State Street Short-Term investment intraday account, which is not FDIC insured.

New York City Police Pension Funds

NOTES TO COMBINING FINANCIAL STATEMENTS - CONTINUED

June 30, 2022 and 2021

Interest Rate Risk - The risk that the value of debt securities will be affected by fluctuations in market interest rates. Although there is no formal interest rate risk management policy, the duration of the portfolio, relative to the duration of the portfolio's benchmark, is monitored by the Comptroller's Bureau of Asset Management. The lengths of investment maturities (in years) of the Funds' investments, as shown by the percent of the rated portfolio, at June 30, 2022 and 2021, are as follows:

Years to Maturity Investment Type June 30, 2022	Investment Maturities (in Years)				
	Fair Value	Less Than One Year	One to Five Years	Six to Ten Years	More Than Ten Years
U.S. government	43.34%	0.01%	9.44%	4.72%	29.17%
Corporate bonds	47.99	0.75	22.23	14.33	10.68
Short term:					
Commercial paper	1.17	1.17	-	-	-
Pooled fund	2.38	2.38	-	-	-
Discount notes	5.12	5.12	-	-	-
Percent of rated portfolio	<u>100.00%</u>	<u>9.43%</u>	<u>31.67%</u>	<u>19.05%</u>	<u>39.85%</u>

Years to Maturity Investment Type June 30, 2021	Investment Maturities (in Years)				
	Fair Value	Less Than One Year	One to Five Years	Six to Ten Years	More Than Ten Years
U.S. government	39.35%	0.01%	11.01%	5.47%	22.86%
Corporate bonds	49.76	0.70	19.81	18.43	10.82
Short term:					
Commercial paper	2.83	2.83	-	-	-
Pooled fund	4.90	4.90	-	-	-
Discount notes	3.16	3.16	-	-	-
Percent of rated portfolio	<u>100.00%</u>	<u>11.60%</u>	<u>30.82%</u>	<u>23.90%</u>	<u>33.68%</u>

New York City Police Pension Funds

NOTES TO COMBINING FINANCIAL STATEMENTS - CONTINUED

June 30, 2022 and 2021

Foreign Currency Risk - Foreign currency risk is the risk that changes in the exchange rates will adversely impact the fair value of an investment. Currency risk is present in underlying portfolios that invest in foreign stock and/or bonds. The currency markets are effective diversifiers in a total portfolio context; therefore, the Funds have numerous managers that invest globally. In general, currency exposure is viewed as a benefit for its diversification reasons and not as an inherent risk within the portfolio. Foreign currency exposures of the Funds' investments as of June 30, 2022 and 2021, are as follows:

Trade Currency	(in USD, in thousands)	
	June 30, 2022 Fair Value	June 30, 2021 Fair Value
Euro Currency	\$ 2,165,438	\$ 2,651,123
Hong Kong Dollar	897,925	1,112,598
Japanese Yen	749,106	1,014,524
Pound Sterling	655,193	802,227
Indian Rupee	382,837	449,983
New Taiwan Dollar	353,870	479,676
Swiss Franc	351,530	493,844
South Korean Won	328,821	535,611
Canadian Dollar	313,755	336,544
Australian Dollar	192,471	260,758
Danish Krona	153,426	192,826
Brazilian Real	118,043	164,043
Swedish Krona	98,107	153,944
Singapore Dollar	88,921	87,384
Chinese Yuan Renminbi	82,833	106,643
South African Rand	70,972	98,591
Indonesian Rupiah	69,495	45,270
China Yuan (Offshore)	58,302	49,984
Thailand Baht	50,987	43,238
Mexican Peso (New)	41,122	49,118
Norwegian Krone	31,954	60,014
UAE Dirham	23,384	14,552
Polish Zloty	23,247	46,720
Malaysian Ringgit	22,208	24,433
New Israeli Sheqel	21,632	16,368
Qatari Rial	19,760	9,208
Hungarian Forint	12,540	23,137
Kuwaiti Dinar	10,032	5,188
Czech Koruna	9,232	7,449
Philippine Peso	9,089	9,858
Turkish Lira	8,976	10,678
New Zealand Dollar	6,856	9,185
Chilean Peso	6,193	8,558
Nigerian Naira	2,154	2,299
Colombian Peso	2,122	2,279
Romanian Leu	1,946	2,463
Egyptian Pound	720	1,089
Russian Ruble	375	3,339
Peruvian Nouveau Sol	41	32
Tunisian Dinar	40	56
Pakistan Rupee	4	351
	<u>\$ 7,435,659</u>	<u>\$ 9,385,185</u>

New York City Police Pension Funds

NOTES TO COMBINING FINANCIAL STATEMENTS - CONTINUED

June 30, 2022 and 2021

Securities Lending Transactions: Credit Risk - The quality ratings of investments held as collateral for Securities Lending by the Funds at June 30, 2022 and 2021, are as follows:

Securities lending Credit quality June 30, 2022 (in thousands)	Moody's Quality Ratings											Total
	Aaa & Below	Aa & Below	A1	A2	A3	Baa2 & Below	Ba & Below	B & Below	Caa & Below	Ca & Below	Not Rated	
Short term:												
Reverse repurchase agreements	\$ -	\$ -	\$ -	\$ 275,277	\$2,031,369	\$ 38,752	\$ -	\$ -	\$ -	\$ -	\$1,706,007	\$4,051,405
Money market	244,347	-	-	-	-	-	-	-	-	-	449,240	693,587
Cash or cash equivalent	-	-	527,221	-	-	-	-	-	-	-	-	527,221
Under/Over invested cash collateral	-	-	-	-	-	-	-	-	-	-	(1,019)	(1,019)
Total	\$ 244,347	\$ -	\$ 527,221	\$ 275,277	\$2,031,369	\$ 38,752	\$ -	\$ -	\$ -	\$ -	\$2,154,228	\$5,271,194
By percent	4.64%	0.00%	10.00%	5.22%	38.54%	0.74%	0.00%	0.00%	0.00%	0.00%	40.87%	100.00%
Securities lending Credit quality June 30, 2021 (in thousands)	Moody's Quality Ratings											Total
	Aaa & Below	Aa & Below	A1	A2	A3	Baa2 & Below	Ba & Below	B & Below	Caa & Below	Ca & Below	Not Rated	
Short term:												
Reverse repurchase agreements	\$ -	\$ -	\$ -	\$ 614,876	\$1,907,251	\$ 38,080	\$ -	\$ -	\$ -	\$ -	\$2,291,240	\$4,851,447
Money market	405,285	-	-	-	-	-	-	-	-	-	36,650	441,935
Cash or cash equivalent	-	-	588,245	-	-	-	-	-	-	-	-	588,245
Uninvested	-	-	-	-	-	-	-	-	-	-	9,449	9,449
Total	\$ 405,285	\$ -	\$ 588,245	\$ 614,876	\$1,907,251	\$ 38,080	\$ -	\$ -	\$ -	\$ -	\$2,337,339	\$5,891,076
By percent	6.88%	0.00%	9.99%	10.44%	32.37%	0.65%	0.00%	0.00%	0.00%	0.00%	39.67%	100.00%

New York City Police Pension Funds

NOTES TO COMBINING FINANCIAL STATEMENTS - CONTINUED

June 30, 2022 and 2021

Interest Rate Risk - The lengths of investment maturities (in years) of the collateral for Securities Lending held by the Funds at June 30, 2022 and 2021, are as follows:

Investment Type June 30, 2022 (In thousands)	Investment Maturities (in Years)				
	Fair Value	Less Than One Year	One to Five Years	Six to Ten Years	More Than Ten Years
Short term:					
Reverse repurchase agreements	\$ 4,051,405	\$ 4,051,405	\$ -	\$ -	\$ -
Money market funds	693,587	693,587	-	-	-
Cash or cash equivalent	527,221	527,221	-	-	-
Under/Over invested Cash Collateral	(1,019)	(1,019)	-	-	-
Total	\$ 5,271,194	\$ 5,271,194	\$ -	\$ -	\$ -
Percent of securities lending portfolio	100.00%	100.00%	0.00%	0.00%	0.00%

Investment Type June 30, 2021 (In thousands)	Investment Maturities (in Years)				
	Fair Value	Less Than One Year	One to Five Years	Six to Ten Years	More Than Ten Years
Short term:					
Reverse repurchase agreements	\$ 4,851,447	\$ 4,851,447	\$ -	\$ -	\$ -
Money market funds	441,935	441,935	-	-	-
Cash or cash equivalent	588,245	588,245	-	-	-
Uninvested	9,449	9,449	-	-	-
Total	\$ 5,891,076	\$ 5,891,076	\$ -	\$ -	\$ -
Percent of securities lending portfolio	100.00%	100.00%	0.00%	0.00%	0.00%

Rate of Return - For the years ended June 30, 2022 and 2021, the annual money-weighted rate of return on investments, net of investment expense, for the Funds was as follows:

	2022	2021
QPP	(7.12)%	26.37%
PSOVSF	(13.31)%	25.95%
POVSF	(13.48)%	25.40%

The money-weighted rate of return expresses investment performance, net of investment expense adjusted for the changing amounts actually invested.

In Fiscal Year 2015, the Funds adopted GASB 72. GASB 72 was issued to address accounting and financial reporting issues related to fair value measurements.

New York City Police Pension Funds

NOTES TO COMBINING FINANCIAL STATEMENTS - CONTINUED

June 30, 2022 and 2021

GASB 72 - Level Inputs

The Funds categorize its fair value measurements within the fair value hierarchy established by generally accepted accounting principles. The hierarchy is based on the valuation inputs used to measure the fair value of the asset. Level 1 inputs are quoted prices in active markets for identical assets; Level 2 inputs are significant other observable inputs; Level 3 inputs are significant unobservable inputs. The Funds have the following recurring fair value measurements as of June 30, 2022 and June 30, 2021:

GASB 72 - Disclosure (In thousands)	2022			
	Level 1	Level 2	Level 3	Total
Investments - at fair value				
Short-term investments:				
Commercial paper	\$ -	\$ 291,308	\$ -	\$ 291,308
Short-term investment fund	-	518,037	-	518,037
U.S. treasury bills and agencies	-	369,797	-	369,797
Fixed income securities:				
Bank loans	-	152,849	-	152,849
Corporate and other	-	6,440,277	44,956	6,485,233
Mortgage debt securities	-	2,161,766	-	2,161,766
Treasury inflation-protected securities	-	1,589,153	-	1,589,153
U.S. government and agency	-	2,058,590	-	2,058,590
Equity securities:				
Domestic equity	16,247,012	(208)	4,199	16,251,003
International equity	4,512,163	-	11,403	4,523,566
Collective trust funds:				
Bank loans	-	868	-	868
Corporate and other	-	418,957	-	418,957
Domestic equity	182,622	-	316	182,938
International equity	2,050,114	-	458	2,050,572
Mortgage debt securities	-	538,791	106,839	645,630
Opportunistic-fixed income	285	144,665	3,280	148,230
U.S. government and agency	-	829,198	-	829,198
Alternative investments:				
Infrastructure	-	-	856,057	856,057
Opportunistic-fixed income	-	-	1,847,299	1,847,299
Private equity	-	-	4,753,360	4,753,360
Private real estate	-	-	3,316,150	3,316,150
Total investments, at fair value	<u>\$ 22,992,196</u>	<u>\$ 15,514,048</u>	<u>\$ 10,944,317</u>	<u>49,450,561</u>
Alternative investments (Hedge Funds*) valued at NAV				<u>2,574,371</u>
Total investments				<u>\$ 52,024,932</u>

New York City Police Pension Funds

NOTES TO COMBINING FINANCIAL STATEMENTS - CONTINUED

June 30, 2022 and 2021

GASB 72 - Disclosure (In thousands)	2021			
	Level 1	Level 2	Level 3	Total
Investments - at fair value				
Short-term investments:				
Commercial paper	\$ -	\$ 475,493	\$ -	\$ 475,493
Short-term investment fund	-	700,824	-	700,824
U.S. treasury bills and agencies	-	505,372	-	505,372
Fixed income securities:				
Bank loans	-	190,030	1,501	191,531
Corporate and other	-	7,200,430	52,615	7,253,045
Mortgage debt securities	-	2,206,428	-	2,206,428
Treasury inflation-protected securities	-	1,663,785	-	1,663,785
U.S. government and agency	-	2,777,756	-	2,777,756
Equity securities:				
Domestic equity	19,835,938	5,331	4,339	19,845,608
International equity	5,938,085	62	55,338	5,993,485
Collective trust funds:				
Bank loans	-	1,859	-	1,859
Corporate and other	-	536,852	11	536,863
Domestic equity	357,280	-	440	357,720
International equity	2,670,764	-	1,873	2,672,637
Mortgage debt securities	-	610,037	117,861	727,898
Opportunistic-fixed income	7,369	149,408	4,747	161,524
U.S. government and agency	-	738,853	-	738,853
Alternative investments:				
Infrastructure	-	-	639,870	639,870
Opportunistic-fixed income	-	-	1,633,488	1,633,488
Private equity	5,492	-	3,603,239	3,608,731
Private real estate	-	-	2,459,043	2,459,043
Total investments, at fair value	<u>\$ 28,814,928</u>	<u>\$ 17,762,520</u>	<u>\$ 8,574,365</u>	<u>55,151,813</u>
Alternative investments (Hedge Funds*) valued at NAV				<u>2,794,311</u>
Total investments				<u>\$ 57,946,124</u>

* Hedge Funds that do not have a readily determinable fair value and are measured at fair value using the net asset value ("NAV") per share (or its equivalent) as a practical expedient ("NAV Practical Expedient"), have not been classified in the fair value hierarchy.

Equity and Fixed Income Securities

Equity securities classified in Level 1 of the fair value hierarchy are valued using prices quoted in active markets issued by pricing vendors for these securities. Fixed income and equity securities classified in Level 2 of the fair value hierarchy are valued using prices determined by the use of matrix pricing techniques maintained by the various pricing vendors for these securities. Matrix pricing is used to value securities based on the securities' relationship to benchmark quoted prices. Fixed income and equity securities classified in Level 3 of the fair value are securities whose stated market price is unobservable by the marketplace, many of these securities are priced by the issuers or industry groups for these securities. Fair Value is defined as the quoted market value on the last trading day of the period. These prices are obtained from various pricing sources by the Funds' custodian bank. Fixed income and equity securities held in collective trust funds are held in those funds on behalf of the pension system and there is no restriction on the use and or liquidation of those assets for the exclusive benefit of the Funds' participants.

New York City Police Pension Funds

NOTES TO COMBINING FINANCIAL STATEMENTS - CONTINUED

June 30, 2022 and 2021

Collective Trust Funds

Collective trust funds are separately managed accounts which are owned 100% by The City's pension systems. The investments underlying the collective trust funds are presented as Level 1, Level 2 or Level 3 based on their respective fair value hierarchy classifications.

Alternative Investments

Alternative investments include Private Equity, Real Estate, Opportunistic-Fixed Income and Infrastructure Investments. These are investments for which exchange quotations are not readily available and are valued at NAV calculated by the GP's valuation policy. Alternative investments are mainly illiquid and typically not sold or redeemed.

Investments in non-public equity securities should be valued by the GP or the fund administrator using one or more valuation methodologies outlined in GASB 72, depending upon the availability of data required by each methodology. In some cases, the GP may use multiple approaches to estimate a valuation range.

Because of the subjective nature of estimated fair value of the private investments, such value may differ significantly from the values that would have been used had a ready market existed for these investments. Distributions from each fund will be received as the underlying investments of the funds are liquidated. It is expected that the underlying assets of the funds will generally be liquidated within 10 years but in some cases can take longer.

Alternative investments that are measured at fair value using the net asset value ("NAV") per share (or its equivalent) practical expedient have not been classified in the fair value hierarchy. The fair value quantities presented in the table are intended to permit reconciliation of the fair value hierarchy to the amounts presented in the entity's financial statements.

Alternative investments are not fully funded upon subscribing to the investment. The GP can draw down or call for capital as the fund goes into more investments or when the need arises such as expenses associated with the partnership. The residual balance of uncalled capital is also known as unfunded commitments which are restricted to the maximum amount of the limited partners total committed amount. The total unfunded commitments for the alternative investments as of June 30, 2022 and 2021 amounted to \$6.3 billion and \$6.1 billion, respectively.

The fair value quantities presented in this table are intended to permit reconciliation of the fair value hierarchy to the amounts presented in the entity's combining financial statements. The following table below displays details the fair value, redemption terms, redemption notice periods, gates and redemption holdback amounts.

New York City Police Pension Funds

NOTES TO COMBINING FINANCIAL STATEMENTS - CONTINUED

June 30, 2022 and 2021

NAV Practical Expedient (dollars in thousands)

June 30, 2022 Fair Value	Redemption Terms	Redemption Notice Period	Gate	Redemption Holdback
\$ 240,337	Monthly redeeming on Last Business Day (Shares can be redeemed and any time other than the last Business day of the month but are subject to 1.5% fee)	3 Calendar days notice	No Yes	5%
45,085	Semester Calendar redeeming on Last Business Day Of Month	60 Calendar days notice	This fund imposes a 50% Investor level gate with slower liquidation schedule. Yes	10%
85,548	Quarterly redeeming on Last Business Day Of Month	90 Calendar days	This fund imposes a 25% Investor level gate with slower liquidation schedule. Yes	10%
54,640	Quarterly redeeming on Last Business Day Of Month	45 Calendar days notice	No Yes	3%
325,682	Quarterly Calendar redeeming on Last Business Day Of Month	75 Calendar days notice	This fund may impose a 8.3% Fund level gate with slower liquidation schedule Yes	10%
132,602	Quarterly redeeming on Last Business Day Of March, June, September or December	44 Calendar days notice	Fund level Gate 25% at manager's discretion No	10%
185,177	Monthly redeeming on First Business Day	30 Calendar days notice	Up to 10% of the Nav of their BMS Units Shares No	5%
74,879	Monthly redeeming on First Business Day	30 Calendar days notice	No Yes	5%
131,060	Quarterly redeeming on Last Business Day	90 Calendar days notice	This fund imposes 20% Firm level gate Yes	5%
188,899	Quarterly Calendar redeeming on Last Business Day Of Month	65 Calendar days notice	This fund imposes 25% investor level Yes	5%
150,972	Monthly redeeming on First Business Day	180 Calendar days	This fund imposes a 16.7% level gate with slower liquidation schedule No	5%
135,535	Quarterly Calendar redeeming on Last Business Day Of Month	90 Calendar days notice	No	5%
212,957	Quarterly Calendar redeeming on Last Business Day Of Month	90 Calendar days notice	No Yes	5%
195,905	Quarterly Calendar redeeming on Last Business Day Of Month	60 Calendar days notice	This fund imposes a 33.3% Investor level gate with slower liquidation schedule. Yes	5%
52,361	Quarterly Calendar redeeming on Last Business Day Of Month	90 Calendar days notice	This fund imposes a 25% Investor level gate with slower liquidation schedule. Yes. This fund imposes a 25% Fund level gate with slower liquidation schedule. This fund may impose a 25% Fund level gate with slower liquidation schedule.	5%
161,893	Quarterly Calendar redeeming on Last Business Day Of Month	45 Calendar days notice	No	5%
34,975	Monthly redeeming on First Business Day Of Month	30 Calendar days notice	No	1%
126,572	Monthly redeeming on First Business Day Of Month	30 Calendar days notice	No	1%
39,292	Monthly redeeming on First Business Day Of Month	90 Calendar days notice	No	1%
<u>\$ 2,574,371</u>	Total Hedge Funds (dollars in thousands)			

New York City Police Pension Funds

NOTES TO COMBINING FINANCIAL STATEMENTS - CONTINUED

June 30, 2022 and 2021

June 30, 2021 Fair Value	Redemption Terms	Redemption Notice Period	Gate	Redemption Holdback
\$ 192,348	Monthly redeeming on Last Business Day (Shares can be redeemed and any time other than the last Business day of the month but are subject to 1.5% fee)	3 Calendar days notice	No	5%
80,014	Semester Calendar redeeming on Last Business Day Of Month	60 Calendar days notice	No	10%
			Yes	
248,943	Quarterly redeeming on Last Business Day Of Month	90 Calendar days	This fund imposes a 25% investor level gate with slower liquidation schedule.	10%
300,443	Quarterly Calendar redeeming on Last Business Day Of Month	75 Calendar days notice	This fund may impose a 8.3% fund level gate with slower liquidation schedule.	10%
142,520	Last Business Day Of March, June, September or December	44 Calendar days notice	Fund level Gate 25% at manager's discretion	10%
4,125	Illiquid - periodic distributions and other	Illiquid - periodic distributions	No	0-10%
131,606	Monthly redeeming on First Business Day	30 Calendar days notice	Up to 10% of the NAV of their BMS Units Shares	5%
60,573	Monthly redeeming on First Business Day	30 Calendar days notice	No	5%
99,808	Monthly redeeming on Last Business Day	30 Calendar days notice	20% Firm level gate	5%
		2 Calendar days notice (no later than 5:00pm. Dublin time)		
189,451	Daily redeeming		No	N/A
	Quarterly Calendar redeeming on Last Business Day Of Month			
164,071	Month	65 Calendar days notice	25% investor level	5%
78,405	Monthly redeeming on Last Business Day Of Month	90 Calendar days notice	No	10%
	Quarterly Calendar redeeming on Last Business Day Of Month			
256,677	Month	90 Calendar days notice	No	5%
	Quarterly Calendar redeeming on Last Business Day Of Month			
261,195	Month	90 Calendar days notice	25% Fund level gate	5%
			Yes	
	Quarterly Calendar redeeming on Last Business Day Of Month		This fund imposes a 33.3% investor level gate with slower liquidation schedule.	
172,780	Month	60 Calendar days notice	Yes	5%
			This fund imposes a 25% investor level gate with slower liquidation schedule.	
64,288	Quarterly Calendar redeeming on Last Business Day Of Month	90 Calendar days notice	Yes	5%
			This fund imposes a 25% Fund level gate with slower liquidation schedule. This fund may impose a 25% Fund level gate with slower liquidation schedule.	
167,375	Quarterly Calendar redeeming on Last Business Day Of Month	45 Calendar days notice		5%
29,505	Monthly redeeming on First Business Day Of Month	30 Calendar days notice	No	1%
108,520	Monthly redeeming on First Business Day Of Month	30 Calendar days notice	No	1%
41,664	Monthly redeeming on First Business Day Of Month	90 Calendar days notice	No	1%
<u>\$ 2,794,311</u>	Total Hedge Funds (dollars in thousands)			

New York City Police Pension Funds

NOTES TO COMBINING FINANCIAL STATEMENTS - CONTINUED

June 30, 2022 and 2021

NOTE 4 - TRANSFER TO VARIABLE SUPPLEMENTS FUNDS

The ACNY provides that the QPP transfer to the VSFs an amount equal to certain excess earnings on equity investments, limited to the unfunded actuarial present value (“APV”) of accumulated plan benefits for each VSF. Excess earnings are defined as the amount by which earnings on equity investments of the QPP exceed what those earnings would have been had such funds been invested at a yield comparable to that available from fixed-income securities (“Hypothetical Fixed Income Security Earnings” or “HFISE”), less any cumulative deficiencies of prior years’ excess earnings that fell below the yield of fixed income investments. The VSFs also receive credit for investment earnings on VSF assets.

The calculation of the HFISE requires the determination of the Hypothetical Interest Rate (“HIR”), which is computed by the Comptroller.

For Fiscal Year 2022, the preliminary excess earnings of the QPP are reported on the combining financial statements for the year ended June 30, 2022 to be equal to \$0, where \$0 was reported as a liability from the QPP to the POVSF and \$0 was reported as a liability from the QPP to the PSOVSF.

For Fiscal Year 2021, the preliminary excess earnings of the QPP are reported on the combining financial statements for the year ended June 30, 2021 to be equal to \$0 (after limiting the unfunded APV of accumulated plan benefits), where \$0 was reported as a liability from the QPP to the POVSF and \$0 was reported as a liability from the QPP to the PSOVSF.

In addition, under Chapter 3 of the Laws of 2013, if the assets of the POVSF or PSOVSF are less than the amount required to pay the retirees’ guaranteed supplemental benefit payments, then an amount sufficient to pay such benefits shall be appropriated from the Contingent Reserve Fund of the QPP.

The amounts shown for the APV of accumulated plan benefits, are the measure of the present value of scheduled supplemental benefits estimated to be payable in the future as a result of employee service to date. It is calculated as the actuarial present value of credited projected benefits, prorated on service, and is intended to help users assess the funded status of the VSFs on a going-concern basis, assess progress made in accumulating sufficient assets to pay benefits when due, and make a comparison among VSFs.

Actuarial valuations of the VSFs are performed annually as of June 30.

A comparison of the APV of accumulated plan benefits as calculated by the Funds’ Chief Actuary (the “Actuary”) with the net position restricted for benefits for the POVSF and the PSOVSF as of June 30, 2021 and June 30, 2020, is as follows:

(In millions)	POVSF		PSOVSF	
	2021 ²	2020	2021 ²	2020
APV of accumulated plan benefits for:				
Retirees currently receiving benefits	\$ 1,494.4	\$ 1,617.1	\$ 2,333.3	\$ 2,522.2
Active members	421.2	386.6	1,268.2	1,221.4
Total APV of accumulated plan benefits	1,915.6	2,003.7	3,601.5	3,743.6
Net position held in trust for benefits ¹	2,323.1	1,809.1	3,648.9	3,076.7
(Overfunded) Unfunded APV of accumulated plan benefits	\$ (407.5)	\$ 194.6	\$ (47.4)	\$ 666.9

¹ See Note 2 for valuation of investments in the calculation of net position restricted for benefits. Reflects net position not inclusive of the SKIM amounts payable for the respective year and includes an adjustment made for accrued benefits payable for the respective year.

² Preliminary.

New York City Police Pension Funds

NOTES TO COMBINING FINANCIAL STATEMENTS - CONTINUED

June 30, 2022 and 2021

For purposes of the June 30, 2021 and the June 30, 2020 actuarial valuations of the VSFs, Chapter 125/00 has been taken into account in the determination of the unfunded APV of accumulated plan benefits relative to the Supplementation benefit increases that began Fiscal Year 2001 and the automatic COLA that began Fiscal Year 2002 (see Note 1).

Sections 13-270 and 13-280 of the ACNY provide that the Boards of Trustees of the POVSF and the PSOVSF shall adopt, upon the recommendation of the Actuary, actuarial assumptions as to interest rate, mortality of retirees and estimated number of active members of the QPP in service as of each June 30 who will retire for service with 20 or more years of service as Police Officers and Police Superior Officers, for use in making annual valuations of liabilities.

The following actuarial assumptions represent the recommendations of the Actuary and were used in the actuarial calculations to determine the preceding APV of accumulated plan benefits as of June 30, 2021 and June 30, 2020:

	June 30, 2021 ¹	June 30, 2020
Investment rate of return	7.00% per annum. ²	7.00% per annum. ²
Post-retirement mortality	Tables adopted by the Board of Trustees during Fiscal Year 2019. Applies mortality improvement scale MP-2020 published by the Society of Actuaries.	Tables adopted by the Board of Trustees during Fiscal Year 2019. Applies mortality improvement scale MP-2020 published by the Society of Actuaries.
Active service: withdrawal, death, and disability	Tables adopted by the Board of Trustees during Fiscal Year 2019. Applies mortality improvement scale MP-2020 published by the Society of Actuaries to active ordinary death mortality rates and pre-commencement mortality rates for deferred vesteds.	Tables adopted by the Board of Trustees during Fiscal Year 2019. Applies mortality improvement scale MP-2020 published by the Society of Actuaries to active ordinary death mortality rates and pre-commencement mortality rates for deferred vesteds.
Service retirement	Tables adopted by the Board of Trustees during Fiscal Year 2019.	Tables adopted by the Board of Trustees during Fiscal Year 2019.
Percentage of all active POLICE members estimated to retire for service with 20 or more years of service as Police Officers	40%.	40%.
Percentage of all active POLICE Superior Officers estimated to retire for service with 20 or more years of service as POLICE Superior Officers	100%.	100%.
Cost-of-Living Adjustments ²	1.5% per annum AutoCOLA. 2.5% per annum for Escalation.	1.5% per annum AutoCOLA. 2.5% per annum for Escalation.

¹ Preliminary.

² Developed assuming a long-term Consumer Price Inflation assumption of 2.5% per year.

New York City Police Pension Funds

NOTES TO COMBINING FINANCIAL STATEMENTS - CONTINUED

June 30, 2022 and 2021

NOTE 5 - QPP CONTRIBUTIONS

The financial objective of the QPP is to fund members' retirement benefits during their active service and to establish employer contribution rates which, expressed as a percentage of annualized covered payroll, will remain approximately level from year to year. The employer contributes amounts that, together with Member Contributions and investment income are intended to ultimately be sufficient to accumulate assets to pay benefits when due.

Member Contributions - Tier 1 and Tier 2 members contribute by salary deductions on the basis of a normal rate of contribution, based on age and actuarial tables in effect at the time of membership. Member contribution rates are reduced by 5.0% under the ITHP program as defined earlier. Additionally, members may voluntarily increase their rates of contribution by 50% for the purpose of purchasing an additional annuity. Members are permitted to borrow up to 90% of their own contributions including accumulated interest.

Tier 3 Original/Tier 3 Revised/Tier 3 Enhanced members contribute 3.0% of pensionable earnings pre-tax until attainment of 25 years of credited service. Tier 3 Enhanced members contribute an additional 1.0% (currently 1.0%, to be updated every three years) of pensionable earnings after tax until attainment of 25 years of credited service.

Employer Contributions - Statutory Contributions to the QPP, determined by the Actuary in accordance with State statutes and City laws, are generally funded by the employer within the appropriate fiscal year. The Statutory Contribution for the year ended June 30, 2022, based on an actuarial valuation as of June 30, 2020 was \$2.5 billion and the Statutory Contribution for the year ended June 30, 2021, based on an actuarial valuation as of June 30, 2019 was \$2.4 billion. The Statutory Contributions for Fiscal Years 2022 and 2021 were equal to the Actuarial Contributions. Refer to the Schedule of Employer Contributions in the accompanying required supplementary information for more information on the actuarial methods and assumptions applied by the Actuary to determine the Statutory Contributions.

NOTE 6 - NET PENSION LIABILITY

The components of the net pension liability of the employer at June 30, 2022 and 2021 for the Funds were as follows:

June 30, 2022 (In thousands)	QPP	POVSF	PSOVSF	TOTAL
Total pension liability*	\$ 55,448,119	\$ 2,094,495	\$ 3,972,189	\$ 61,514,803
Fiduciary net position**	47,043,387	1,860,558	2,894,727	51,798,672
Employers' net pension liability	\$ 8,404,732	\$ 233,937	\$ 1,077,462	\$ 9,716,131
Fiduciary net position as a percentage of the total pension liability	84.84%	88.83%	72.87%	84.21%

New York City Police Pension Funds

NOTES TO COMBINING FINANCIAL STATEMENTS - CONTINUED

June 30, 2022 and 2021

June 30, 2021 (In thousands)	QPP	POVSF	PSOVSF	TOTAL
Total pension liability*	\$ 53,309,898	\$ 2,083,913	\$ 3,909,614	\$ 59,303,425
Fiduciary net position**	51,293,938	2,323,129	3,648,903	57,265,970
Employers' net pension liability	\$ 2,015,960	\$ (239,216)	\$ 260,711	\$ 2,037,455
Fiduciary net position as a percentage of the total pension liability	96.22%	111.48%	93.33%	96.56%

* Includes liabilities from Special Accidental Death Benefits pursuant to Section 208-F of the General Municipal Law.

** Such amounts represent the preliminary Funds' fiduciary net position and may differ from the final Funds' fiduciary net position.

Actuarial Methods and Assumptions

The total pension liability as of June 30, 2022 and 2021 was calculated from the actuarial valuations as of June 30, 2021 (Preliminary) and June 30, 2020 (Updated Preliminary), respectively, that were rolled forward to develop the total pension liability to the respective fiscal year end. The following actuarial assumptions were applied to all periods included in the measurement:

Projected Salary Increases	In general, merit and promotion increase plus assumed General Wage Increases of 3.0% per annum.
Investment Rate of Return	7.0% per annum, net of Investment Expenses.
COLAs	1.5% per annum for Auto COLA. 2.5% per annum for Escalation.

The above assumptions were developed assuming a long-term Consumer Price Inflation assumption of 2.5% per annum.

The Fiscal Year 2021 results reflect changes in the actuarial assumptions and methods from the prior year. These changes reflect refinements and improvements to the actuarial assumptions and methods under the judgment of the Chief Actuary. Pursuant to Section 96 of the New York City Charter, studies of the actuarial assumptions used to value liabilities of the five actuarially-funded NYCRS are conducted every two years. The most recent of these studies was performed by Bolton, Inc. and included experience through June 30, 2017. Milliman is performing the current experience study that covers the period through June 30, 2021.

On January 2, 2019, the Actuary issued a Report titled "Proposed Changes in Actuarial Assumptions and Methods for Determining Employer Contributions for Fiscal Years Beginning on and after July 1, 2018 for the New York City Police Pension Fund." The actuarial assumptions and methods described in that report are referred to as the "2019 A&M."

On July 28, 2021, the Actuary issued a memorandum titled "Proposed Changes to Actuarial Assumptions and Methods." The actuarial assumptions and methods described in that memorandum amend certain assumptions and methods from the 2019 A&M. This revised set of actuarial assumptions and methods are referred to as the "Revised 2021 A&M."

New York City Police Pension Funds

NOTES TO COMBINING FINANCIAL STATEMENTS - CONTINUED

June 30, 2022 and 2021

The June 30, 2021 total pension liability was calculated from the Updated Preliminary June 30, 2020 actuarial valuation, which was based on the Revised 2021 A&M.

The June 30, 2022 total pension liability was calculated from the Preliminary June 30, 2021 actuarial valuation, which was based on the Revised 2021 A&M.

The Entry Age Normal (“EAN”) cost method of funding is utilized by the Funds’ Actuary to calculate the contribution required of the employer.

Under this method, the Present Value (“PV”) of Future Benefits (“PVFB”) of each individual included in the actuarial valuation is allocated on a level basis over the expected earnings (or service) of the individual between entry age and the assumed exit age(s). The employer portion of this PVFB allocated to a valuation year is the Normal Cost. The portion of this PVFB not provided for at a valuation date by the PV of Future Normal Costs or future member contributions is the Accrued Liability (“AL”).

The excess, if any, of the AL over the Actuarial Value of Asset is the Unfunded Accrued Liability (“UAL”).

Under this method, actuarial gains and losses, as they occur, reduce and increase the UAL, respectively, and are explicitly identified and amortized. Increases or decreases in obligations due to benefit changes, actuarial assumption changes, and actuarial method changes are also explicitly identified and amortized.

The obligations of POLICE to the POVSF and the PSOVSF are recognized through a methodology where the PV of future VSF transfers from POLICE to the POVSF and PSOVSF is included directly as an actuarial liability of POLICE. This amount is computed as the excess, if any, of the PV of benefits of the POVSF and PSOVSF over the AVA of the POVSF and PSOVSF, respectively. Under EAN, a portion of the PV of future VSF transfers is reflected in the PV of future normal costs and a portion is reflected in the UAL.

Expected Rate of Return on Investments

The long-term expected rate of return on the Funds’ investments was determined using a building-block method in which best-estimate ranges of expected real rates of return (i.e., expected returns, net of investment expenses and inflation) are developed for each major asset class. These ranges are combined to produce the long-term expected rate of return by weighting the expected real rates of return by the target asset allocation percentage and by adding expected inflation. The target asset allocation and best estimates of arithmetic real rates of return for each major asset class are summarized in the following table as of June 30, 2022 and 2021:

Asset Class	As of June 30, 2022		As of June 30, 2021	
	Target Asset Allocation	Long-Term Expected Real Rate of Return	Target Asset Allocation	Long-Term Expected Real Rate of Return
Public Markets				
U.S. public market equities	30.0%	5.7%	30.0%	5.1%
Developed public market equities	8.0%	6.4%	8.0%	5.8%
Emerging public market equities	5.0%	7.8%	5.0%	7.2%
Fixed income	28.0%	3.2%	28.0%	2.2%
Private Markets (Alternative Investments)				
Private equity	8.0%	11.0%	8.0%	10.0%
Private real estate	7.0%	7.4%	7.0%	7.2%
Infrastructure	3.0%	4.7%	3.0%	4.6%
Hedge Funds	6.0%	4.5%	6.0%	3.6%
Opportunistic-fixed income	5.0%	5.9%	5.0%	4.9%
Total	100.0%		100.0%	

New York City Police Pension Funds

NOTES TO COMBINING FINANCIAL STATEMENTS - CONTINUED

June 30, 2022 and 2021

Discount Rate

The discount rate used to measure the total pension liability was 7.0%. The projection of cash flows used to determine the discount rate assumes that employee contributions will be made at the rates applicable to the current Tier for each member and that Employer contributions will be made at rates as determined by the Actuary. Based on those assumptions, the Funds' fiduciary net position was projected to be available to make all projected future benefit payments of current active and non-active members. Therefore, the long-term expected rate of return on the Funds' investments was applied to all periods of projected benefit payments to determine the total pension liability.

The following presents the net pension liability of the employer for the Funds of June 30, 2022, calculated using the discount rate of 7.0%, as well as what the employer's net pension liability would be if it were calculated using a discount rate that is 1-percentage-point lower (6.0%) or 1-percentage-point higher (8.0%) than the current rate as of June 30, 2022 and 2021:

Net Pension Liability - June 30, 2022 (In thousands)	1% Decrease (6.0%)	Discount Rate (7.0%)	1% Increase (8.0%)
QPP	\$ 14,892,471	\$ 8,404,732	\$ 3,009,221
POVSF	452,183	233,937	49,705
PSOVSF	<u>1,482,870</u>	<u>1,077,462</u>	<u>734,585</u>
Total	<u>\$ 16,827,524</u>	<u>\$ 9,716,131</u>	<u>\$ 3,793,511</u>
Net Pension Liability - June 30, 2021 (In thousands)	1% Decrease (6.0%)	Discount Rate (7.0%)	1% Increase (8.0%)
QPP	\$ 8,375,632	\$ 2,015,960	\$ (3,175,317)
POVSF	(44,859)	(239,216)	(443,640)
PSOVSF	<u>627,698</u>	<u>260,711</u>	<u>(107,714)</u>
Total	<u>\$ 8,958,471</u>	<u>\$ 2,037,455</u>	<u>\$ (3,726,671)</u>

NOTE 7 - MEMBER LOANS

Tier 1 and 2 members are permitted to borrow up to 90% of their own contributions, including accumulated interest. Loans are repaid at the statutory interest rate of 4%. The balance of QPP member loans receivable at June 30, 2022 and 2021, is \$162.1 million and \$174.7 million, respectively. Upon termination of employment before retirement, certain members are entitled to refunds of their own contributions, including accumulated interest, less any loans outstanding. As a result of a review of all member accounts, there were no prior year loans due from retired or inactive employees that were deemed uncollectible in Fiscal Years 2020 and 2019.

New York City Police Pension Funds

NOTES TO COMBINING FINANCIAL STATEMENTS - CONTINUED

June 30, 2022 and 2021

NOTE 8 - RELATED PARTIES

Pursuant to statute and resolutions, the Comptroller has been appointed as custodian for the assets of the Funds. Securities are held by certain banks under custodial agreements with the Comptroller. The Comptroller, the Financial Information Services Agency ("FISA"), and the Office of Payroll Administration ("OPA") also provide cash receipt and cash disbursement services to the Funds. Actuarial services are provided to the Funds by the New York City Office of the Actuary. The City's Corporation Counsel provides legal services to the Funds. Other administrative services are also provided by The City. The aforementioned services may be provided by employees or officers of The City who may also be participants in the Funds. The cost of providing such services amounted to \$7.8 million and \$8.7 million in Fiscal Years 2022 and 2021, respectively.

NOTE 9 - ADMINISTRATIVE AND INVESTMENT EXPENSES

Chapter 292 of the Laws of 2001 provides Corpus funding of administrative expenses for the QPP commencing July 1, 2001 and allows for the appointment of an executive director for the QPP. In Fiscal Year 2022 and Fiscal Year 2021, total administrative expenses of \$24.3 million and \$24.9 million were paid from the assets of the QPP, respectively. Investment expenses charged to the investment earnings of the QPP, exclusive of expenses relating to securities-lending transactions, amounted to approximately \$397 million in 2022 and \$294 million in 2021.

In July 2010, the Funds renegotiated their lease agreement to rent office space. The agreement will expire in Fiscal Year 2031. The future minimum rental payments required under this operating lease are as follows:

<u>Fiscal years ending June 30,</u>	<u>Amount</u>
2023 to 2025	\$ 6,659,226
2026	2,425,794
2027 to 2030	9,778,104
2031	203,711

Additionally, the Funds renegotiated their lease agreement to rent additional colocation space in 2019 pursuant to its Disaster Recovery and Business Continuity Plan. The original agreement was signed in February 2010 and terminates on July 14, 2024. The current rental payments required under this lease are as follows:

<u>Fiscal years ending June 30,</u>	<u>Amount</u>
2023	\$ 459,219
2024	464,244
2025	19,343

Rent expense under the lease agreements for each of the Fiscal Years ended June 30, 2022 and 2021, was approximately \$2.8 million.

NOTE 10 - CONTINGENT LIABILITIES AND OTHER MATTERS

Contingent Liabilities - The Funds have claims pending against them and have been named as defendant in lawsuits and also have certain other contingent liabilities. Management of POLICE, on the advice of legal counsel, believes that such proceedings and contingencies will not have a material effect on the Funds' net position or changes in the Funds' net position. Under the existing State statutes and City laws that govern

New York City Police Pension Funds

NOTES TO COMBINING FINANCIAL STATEMENTS - CONTINUED

June 30, 2022 and 2021

the functioning of the Funds, increases in the obligations of the Funds to members and beneficiaries ordinarily result in increases in the obligations of The City to the Funds.

Other Matters - During Fiscal Years 2022 and 2021, certain events described below took place which, in the opinion of POLICE management, could have the effect of increasing benefits to members and/or their beneficiaries and therefore would increase the obligations of the Funds. The effect of such events has not been fully quantified. However, it is the opinion of POLICE management that such developments would not have a material effect on the Funds' combined net position restricted for benefits or cause changes in the Funds' net position restricted for benefits.

Actuarial Audit - Pursuant to Section 96 of the New York City Charter, studies of the actuarial assumptions used to value liabilities of the five actuarially-funded New York City Retirement Systems ("NYCRS") are conducted every two years. Refer to Note 6 for the results of the most recent actuarial studies for POLICE.

Revised Actuarial Assumptions and Methods - In accordance with the ACNY and with appropriate practice, the Boards of Trustees of the five actuarially-funded NYCRS are to periodically review and adopt actuarial assumptions as proposed by the Actuary for use in the determination of Employer Contributions.

The most recently completed study was published by Bolton, Inc. dated June 2019. Bolton analyzed experience for the four- and 10-year periods ended June 30, 2017 and made recommendations with respect to the actuarial assumptions and methods based on their analysis. Based, in part, on these recommendations, the Actuary proposed new assumptions and methods for use in determining Employer Contributions for Fiscal Years beginning on and after July 1, 2018. These assumptions and methods have been adopted by the Board of Trustees during Fiscal Year 2019.

Previously, Gabriel, Roeder, Smith & Company (GRS) published their study in October 2015.

New York State Legislation (only significant laws since Fiscal Year 2018 included)

Chapter 266 of the Laws of 2018 extended the Notice of Participation filing deadline to September 11, 2022 for vested members to file a sworn statement indicating participation in the Rescue, Recovery, and Clean-up Operations.

Chapter 589 of the Laws of 2019 amended Retirement and Social Security Law § 212, increased the amount of money a Service or Vested retiree may earn in retirement without diminution of their benefit from \$30,000 to \$35,000.

Chapter 89 of the Laws of 2020 provided a death benefit to statutory beneficiaries of members whose death was a result of or was contributed to by SARS-CoV-2 (also known as the coronavirus or "COVID-19").

The CARES Act of March 2020 suspended Required Minimum Distributions due in 2020. It also authorized more advantageous loans and distributions to members who certify that COVID-19 adversely affected themselves or their household. These special rules sunset on or before December 31, 2020.

COVID-19 and Related Legislation

The outbreak of COVID-19, was declared a pandemic by the World Health Organization. On March 7, 2020 then Governor Cuomo enacted Executive Order 202 declaring a state of emergency for the entire State of New York. Through a series of further executive orders, the Governor temporarily suspended and modified laws as it related to the disaster emergency, which included as they relate to the Police Pension Fund, a suspension of New York State Retirement and Social Security Law § 212 earnings limitations, portions of the Open Meetings Law, allowing the Board of Trustees to conduct business virtually, electronic notarization of documents, and tolled the filing deadlines and statutes of limitations for all civil actions. This series of Executive Orders expired on June 29, 2021.

New York City Police Pension Funds

NOTES TO COMBINING FINANCIAL STATEMENTS - CONTINUED

June 30, 2022 and 2021

On September 27, 2021, Governor Hochul signed Executive Order 4, which partially mirrored Executive Order 202 and its progeny. As the result of this Executive Order, and its subsequent extensions, RSSL § 212 earnings limitations remain suspended.

Chapter 417 of the Laws of 2021 was enacted on September 2, 2021 to continue the modification of the Open Meetings Law under the prior Executive Orders and on April 9, 2022, Chapter 56 of the Laws of 2022 was enacted, which adds new provisions specifying how and when a public body may use videoconferencing in conducting its meetings. Under this legislation, public bodies may, in the same manner as before the law's enactment, meet and provide for public attendance by remote means. This new law remains in effect until July 1, 2024, at which point it sunsets and ceases to apply. Chapter 56 requires at least a quorum of the members of a public body holding a meeting must be present at one or more physical locations where members of the public may attend in person to allow other members not required to make a quorum attend remotely by videoconference, regardless of their location or its accessibility to the public, if such attendance is necessitated by "extraordinary circumstances." Remote attendance must include audio and visual components which "ensure that members of the public body can be heard, seen and identified while the meeting is being conducted" as allowed; Members who attend remotely at locations not accessible to the public do not count towards a quorum, but may participate and vote in the meeting. As the result of Chapter 56, the Board of Trustees must formulate procedures that govern remote attendance. Moreover, the meeting notice must state the physical location or locations where the meeting will be held and where in person attendance will be possible, as well as that the meeting will include a videoconferencing component and indicate where members of the public can view and, if applicable, participate in the meeting. The record must reflect which members participated remotely, and a recording of such meeting must be posted on the public body's website within five business days of the meeting and maintained there for at least five years. Accordingly, the Board of Trustees passed a resolution stating the following:

1. The public noticed location for all meetings shall continue to be the Fund's headquarters at 233 Broadway.
2. Extraordinary circumstances shall include disability, illness, caregiving responsibilities, weather related instances, or any other significant or unexpected factor or event which precludes the member's physical attendance at such meeting.
3. Every meeting of this Board of Trustees shall have a teleconference component and should be noticed with the meeting; however, the Board and the Executive Director shall ensure there is a physical quorum as required by the Open Meetings Law at each meeting.
4. A member wishing to participate remotely must give the Executive Director of the Fund notice as soon as practicable.

Litigation

Currently pending is a case brought by Police Benevolent Association ("PBA") president, Patrick Lynch against the Police Pension Fund challenging the fact that Tier 3 officers do not have the same service credit purchase and transfer rights as Tier 2 officers, alleging that the Funds' interpretation of the statutory provisions is in error. The Supreme Court, New York County, rendered a decision dated July 9, 2019, which was not clear in its instruction. The Plaintiff served notice of entry and leave to appeal simultaneously. The City filed leave to re-argue, and Plaintiff cross-filed for same. Both motions for re-argument were denied, and the Fund lost on appeal in a decision dated May 4, 2021. The City filed leave to appeal to the Court of Appeals, which was granted. All briefs in the case are due by September 23, 2022.

New York City Police Pension Funds
NOTES TO COMBINING FINANCIAL STATEMENTS - CONTINUED
June 30, 2022 and 2021

Amendments to Plan Provisions

As described above, the Board of Trustees enacted a resolution relating to partially remote meetings in accordance with newly enacted legislation.

Additionally, in March of 2022 the Board of Trustees passed a resolution divesting from Russian Securities.

Lastly, in June of 2022 the Board of Trustees extended the provisions of the Group Life Insurance Plan through June 30, 2023.

New York City Police Pension Funds

REQUIRED SUPPLEMENTARY INFORMATION (UNAUDITED)
SCHEDULE OF CHANGES IN THE EMPLOYER'S NET PENSION LIABILITY AND RELATED RATIOS

June 30, 2022
(In thousands)

	<u>QPP*</u>	<u>POVSF</u>	<u>PSOVSF</u>	<u>TOTAL</u>
Total pension liability:				
Service cost	\$ 1,330,168	\$ 32,615	\$ 68,938	\$ 1,431,721
Interest	3,709,703	142,186	268,340	4,120,229
Differences between expected and actual experience	443,332	9,306	20,503	473,141
Changes of assumptions	-	-	-	-
Benefit payments and withdrawals	<u>(3,344,982)</u>	<u>(173,525)</u>	<u>(295,206)</u>	<u>(3,813,713)</u>
Net change in total pension liability	2,138,221	10,582	62,575	2,211,378
Total pension liability - beginning	53,309,898	2,083,913	3,909,614	59,303,425
Total pension liability - ending (a)	<u>55,448,119</u>	<u>2,094,495</u>	<u>3,972,189</u>	<u>61,514,803</u>
Plan fiduciary net position:				
Employer contributions	2,490,134	-	-	2,490,134
Member contributions	281,185	-	-	281,185
Net investment income	(3,656,295)	(288,928)	(460,681)	(4,405,904)
Benefit payments and withdrawals	(3,344,982)	(173,525)	(295,206)	(3,813,713)
Administrative expenses	(24,301)	-	-	(24,301)
Other	<u>5,195</u>	<u>67</u>	<u>39</u>	<u>5,301</u>
Net change in plan fiduciary net position	(4,249,064)	(462,386)	(755,848)	(5,467,298)
Accrued Transfers from POLICE to POVSF and PSOVSF	(1,487)	(185)	1,672	-
Plan fiduciary net position - beginning	<u>51,293,938</u>	<u>2,323,129</u>	<u>3,648,903</u>	<u>57,265,970</u>
Plan fiduciary net position - ending (b) **	<u>47,043,387</u>	<u>1,860,558</u>	<u>2,894,727</u>	<u>51,798,672</u>
Employer's net pension liability - ending (a)-(b)	<u>\$ 8,404,732</u>	<u>\$ 233,937</u>	<u>\$ 1,077,462</u>	<u>\$ 9,716,131</u>
Plan fiduciary net position as a percentage of the total pension liability	<u>84.84%</u>	<u>88.83%</u>	<u>72.87%</u>	<u>84.21%</u>
Covered payroll	\$ 4,262,626	n/a	n/a	\$ 4,262,626
Employer's net pension liability as a percentage of covered payroll	<u>197.17%</u>	<u>n/a</u>	<u>n/a</u>	<u>227.94%</u>

Additionally, in accordance with GASB No. 67, paragraph 50, such information was not readily available for periods prior to 2014.

* Such amounts represent the preliminary Funds' fiduciary net position and may differ from the final Funds' fiduciary net position.

** Includes liabilities from Special Accidental death benefits pursuant to Section 208-F of the General Municipal Law.

See Report of Independent Certified Public Accountants.

New York City Police Pension Funds

REQUIRED SUPPLEMENTARY INFORMATION (UNAUDITED)
SCHEDULE OF CHANGES IN THE EMPLOYER'S NET PENSION LIABILITY AND RELATED RATIOS

June 30, 2021
(In thousands)

	<u>QPP*</u>	<u>POVSF</u>	<u>PSOVSF</u>	<u>TOTAL</u>
Total pension liability:				
Service cost	\$ 1,367,875	\$ 34,049	\$ 71,892	\$ 1,473,816
Interest	3,573,966	140,053	266,091	3,980,110
Differences between expected and actual experience	207,282	41,669	26,999	275,950
Changes of assumptions	156,581	(7,124)	(12,698)	136,759
Benefit payments and withdrawals	<u>(3,313,298)</u>	<u>(179,870)</u>	<u>(338,471)</u>	<u>(3,831,639)</u>
Net change in total pension liability	1,992,406	28,777	13,813	2,034,996
Total pension liability - beginning	<u>51,317,492</u>	<u>2,055,136</u>	<u>3,895,801</u>	<u>57,268,429</u>
Total pension liability - ending (a)	<u>53,309,898</u>	<u>2,083,913</u>	<u>3,909,614</u>	<u>59,303,425</u>
Plan fiduciary net position:				
Employer contributions	2,437,728	-	-	2,437,728
Member contributions	255,789	-	-	255,789
Net investment income	10,747,961	447,619	766,123	11,961,703
Benefit payments and withdrawals	(3,313,298)	(179,870)	(338,471)	(3,831,639)
Administrative expenses	(24,925)	-	-	(24,925)
Other	<u>4,389</u>	<u>37</u>	<u>32</u>	<u>4,458</u>
Net change in plan fiduciary net position	10,107,644	267,786	427,684	10,803,114
Accrued Transfers from POLICE to POVSF and PSOVSF	(106,720)	103,236	3,484	-
Plan fiduciary net position - beginning	<u>41,293,014</u>	<u>1,952,107</u>	<u>3,217,735</u>	<u>46,462,856</u>
Plan fiduciary net position - ending (b) **	<u>51,293,938</u>	<u>2,323,129</u>	<u>3,648,903</u>	<u>57,265,970</u>
Employer's net pension liability - ending (a)-(b)	<u>\$ 2,015,960</u>	<u>\$ (239,216)</u>	<u>\$ 260,711</u>	<u>\$ 2,037,455</u>
Plan fiduciary net position as a percentage of the total pension liability	<u>96.22%</u>	<u>111.48%</u>	<u>93.33%</u>	<u>96.56%</u>
Covered payroll	\$ 4,299,649	n/a	n/a	\$ 4,299,649
Employer's net pension liability as a percentage of covered payroll	<u>46.89%</u>	<u>n/a</u>	<u>n/a</u>	<u>47.39%</u>

Additionally, in accordance with GASB No. 67, paragraph 50, such information was not readily available for periods prior to 2014.

* Such amounts represent the preliminary Funds' fiduciary net position and may differ from the final Funds' fiduciary net position.

** Includes liabilities from Special Accidental death benefits pursuant to Section 208-F of the General Municipal Law.

See Report of Independent Certified Public Accountants.

New York City Police Pension Funds

REQUIRED SUPPLEMENTARY INFORMATION (UNAUDITED)
 SCHEDULE OF CHANGES IN THE EMPLOYER'S NET PENSION LIABILITY AND RELATED RATIOS

June 30, 2020
 (In thousands)

	QPP*	POVSF	PSOVSF	TOTAL
Total pension liability:				
Service cost	\$ 1,375,436	\$ 34,291	\$ 73,382	\$ 1,483,109
Interest	3,427,980	139,164	266,493	3,833,637
Differences between expected and actual experience	463,894	11,750	(33,990)	441,654
Benefit payments and withdrawals	(3,039,785)	(164,908)	(282,709)	(3,487,402)
Net change in total pension liability	2,227,525	20,297	23,176	2,270,998
Total pension liability - beginning	49,089,967	2,034,839	3,872,625	54,997,431
Total pension liability - ending (a)	51,317,492	2,055,136	3,895,801	57,268,429
Plan fiduciary net position:				
Employer contributions	2,458,907	-	-	2,458,907
Member contributions	280,129	-	-	280,129
Net investment income	1,896,012	(4,221)	146,514	2,038,305
Benefit payments and withdrawals	(3,039,785)	(164,908)	(282,709)	(3,487,402)
Administrative expenses	(26,803)	-	-	(26,803)
Other	6,488	29	24	6,541
Net change in plan fiduciary net position	1,574,948	(169,100)	(136,171)	1,269,677
Accrued Transfers from POLICE to POVSF and PSOVSF	(401,358)	144,808	256,550	-
Plan fiduciary net position - beginning	40,119,424	1,976,399	3,097,356	45,193,179
Plan fiduciary net position - ending (b) **	41,293,014	1,952,107	3,217,735	46,462,856
Employer's net pension liability - ending (a)-(b)	\$ 10,024,478	\$ 103,029	\$ 678,066	\$ 10,805,573
Plan fiduciary net position as a percentage of the total pension liability	80.47%	94.99%	82.59%	81.13%
Covered payroll	\$ 4,244,806	n/a	n/a	\$ 4,244,806
Employer's net pension liability as a percentage of covered payroll	236.16%	n/a	n/a	254.56%

Additionally, in accordance with GASB No. 67, paragraph 50, such information was not readily available for periods prior to 2014.

* Such amounts represent the preliminary Funds' fiduciary net position and may differ from the final Funds' fiduciary net position.

** Includes liabilities from Special Accidental death benefits pursuant to Section 208-F of the General Municipal Law.

New York City Police Pension Funds

REQUIRED SUPPLEMENTARY INFORMATION (UNAUDITED)
 SCHEDULE OF CHANGES IN THE EMPLOYER'S NET PENSION LIABILITY AND RELATED RATIOS

June 30, 2019
 (In thousands)

	QPP*	POVSF	PSOVSF	TOTAL
Total pension liability:				
Service cost	\$ 1,396,466	\$ 41,454	\$ 60,989	\$ 1,498,909
Interest	3,386,097	138,805	258,094	3,782,996
Differences between expected and actual experience	(868,163)	133,399	(84,202)	(818,966)
Changes of assumptions	(349,830)	(136,776)	144,204	(342,402)
Benefit payments and withdrawals	(2,853,799)	(164,281)	(260,665)	(3,278,745)
Net change in total pension liability	710,771	12,601	118,420	841,792
Total pension liability - beginning	48,379,196	2,022,237	3,754,205	54,155,638
Total pension liability - ending (a)	49,089,967	2,034,838	3,872,625	54,997,430
Plan fiduciary net position:				
Employer contributions	2,558,256	-	-	2,558,256
Member contributions	278,087	-	-	278,087
Net investment income	2,581,702	103,694	176,148	2,861,544
Benefit payments and withdrawals	(2,853,799)	(164,281)	(260,665)	(3,278,745)
Administrative expenses	(29,005)	-	-	(29,005)
Other	4,108	40	35	4,183
Net change in plan fiduciary net position	2,539,349	(60,547)	(84,482)	2,394,320
Accrued Transfers from POLICE to POVSF and PSOVSF	(378,792)	(31,836)	410,628	-
Plan fiduciary net position - beginning	37,958,867	2,068,782	2,771,210	42,798,859
Plan fiduciary net position - ending (b) **	40,119,424	1,976,399	3,097,356	45,193,179
Employer's net pension liability - ending (a)-(b)	\$ 8,970,543	\$ 58,439	\$ 775,269	\$ 9,804,251
Plan fiduciary net position as a percentage of the total pension liability	81.73%	97.13%	79.98%	82.17%
Covered payroll	\$ 4,047,772	n/a	n/a	\$ 4,047,772
Employer's net pension liability as a percentage of covered payroll	221.62%	n/a	n/a	242.21%

Additionally, in accordance with GASB No. 67, paragraph 50, such information was not readily available for periods prior to 2014.

* Such amounts represent the preliminary Funds' fiduciary net position and may differ from the final Funds' fiduciary net position.

** Includes liabilities from Special Accidental death benefits pursuant to Section 208-F of the General Municipal Law.

See Report of Independent Certified Public Accountants.

New York City Police Pension Funds

REQUIRED SUPPLEMENTARY INFORMATION (UNAUDITED)
 SCHEDULE OF CHANGES IN THE EMPLOYER'S NET PENSION LIABILITY AND RELATED RATIOS

June 30, 2018
 (In thousands)

	QPP*	POVSF	PSOVSF	TOTAL
Total pension liability:				
Service cost	\$ 1,281,545	\$ 57,875	\$ 46,859	\$ 1,386,279
Interest	3,257,275	137,689	254,151	3,649,115
Changes of benefit terms	90,363	10,231	4,077	104,671
Differences between expected and actual experience	(138,508)	(45,327)	39,715	(144,120)
Benefit payments and withdrawals	(2,774,387)	(162,149)	(257,017)	(3,193,553)
Net change in total pension liability	1,716,288	(1,681)	87,785	1,802,392
Total pension liability - beginning	46,662,909	2,023,917	3,666,420	52,353,246
Total pension liability - ending (a)	48,379,197	2,022,236	3,754,205	54,155,638
Plan fiduciary net position:				
Employer contributions	2,415,153	-	-	2,415,153
Member contributions	267,031	-	-	267,031
Net investment income	3,925,283	294	38,433	3,964,010
Benefit payments and withdrawals	(2,774,387)	(162,149)	(257,017)	(3,193,553)
Administrative expenses	(21,146)	-	-	(21,146)
Other	3,408	31	26	3,465
Net change in plan fiduciary net position	3,815,342	(161,824)	(218,558)	3,434,960
Accrued Transfers from POLICE to POVSF and PSOVSF	(1,280,000)	130,000	1,150,000	-
Plan fiduciary net position - beginning	35,423,525	2,100,606	1,839,768	39,363,899
Plan fiduciary net position - ending (b) **	37,958,867	2,068,782	2,771,210	42,798,859
Employer's net pension liability - ending (a)-(b)	\$ 10,420,330	\$ (46,546)	\$ 982,995	\$ 11,356,779
Plan fiduciary net position as a percentage of the total pension liability	78.46%	102.30%	73.82%	79.03%
Covered payroll	\$ 3,673,054	n/a	n/a	\$ 3,673,054
Employer's net pension liability as a percentage of covered payroll	283.70%	n/a	n/a	309.19%

Additionally, in accordance with GASB No. 67, paragraph 50, such information was not readily available for periods prior to 2014.

* Such amounts represent the preliminary Funds' fiduciary net position and may differ from the final Funds' fiduciary net position.

** Includes liabilities from Special Accidental death benefits pursuant to Section 208-F of the General Municipal Law.

See Report of Independent Certified Public Accountants.

New York City Police Pension Funds

REQUIRED SUPPLEMENTARY INFORMATION (UNAUDITED)
 SCHEDULE OF CHANGES IN THE EMPLOYER'S NET PENSION LIABILITY AND RELATED RATIOS

June 30, 2017
 (In thousands)

	QPP*	POVSF	PSOVSF	TOTAL
Total pension liability:				
Service cost	\$ 1,221,506	\$ 52,848	\$ 46,062	\$ 1,320,416
Interest	3,138,263	137,697	248,372	3,524,332
Differences between expected and actual experience	(632,751)	(16,264)	3,767	(645,248)
Benefit payments and withdrawals	(2,571,999)	(159,063)	(255,938)	(2,987,000)
Net change in total pension liability	1,155,019	15,218	42,263	1,212,500
Total pension liability - beginning	45,507,890	2,008,699	3,624,157	51,140,746
Total pension liability - ending (a)	46,662,909	2,023,917	3,666,420	52,353,246
Plan fiduciary net position:				
Employer contributions	2,293,840	-	-	2,293,840
Member contributions	276,301	-	-	276,301
Net investment income	4,079,747	166,755	40,392	4,286,894
Benefit payments and withdrawals	(2,571,999)	(159,063)	(255,938)	(2,987,000)
Administrative expenses	(18,917)	-	-	(18,917)
Other	10,381	74	52	10,507
Net change in plan fiduciary net position	4,069,353	7,766	(215,494)	3,861,625
Accrued Transfers from POLICE to POVSF and PSOVSF	(2,128,438)	708,636	1,419,802	-
Plan fiduciary net position - beginning	33,482,610	1,384,204	635,460	35,502,274
Plan fiduciary net position - ending (b) **	35,423,525	2,100,606	1,839,768	39,363,899
Employer's net pension liability - ending (a)-(b)	\$ 11,239,384	\$ (76,689)	\$ 1,826,652	\$ 12,989,347
Plan fiduciary net position as a percentage of the total pension liability	75.91%	103.79%	50.18%	75.19%
Covered payroll	\$ 3,509,985	n/a	n/a	\$ 3,509,985
Employer's net pension liability as a percentage of covered payroll	320.21%	n/a	n/a	370.07%

Additionally, in accordance with GASB No. 67, paragraph 50, such information was not readily available for periods prior to 2014.

* Such amounts represent the preliminary Funds' fiduciary net position and may differ from the final Funds' fiduciary net position.

** Includes liabilities from Special Accidental death benefits pursuant to Section 208-F of the General Municipal Law.

New York City Police Pension Funds

REQUIRED SUPPLEMENTARY INFORMATION (UNAUDITED)
 SCHEDULE OF CHANGES IN THE EMPLOYER'S NET PENSION LIABILITY AND RELATED RATIOS

June 30, 2016
 (In thousands)

	QPP*	POVSF	PSOVSF	TOTAL
Total pension liability:				
Service cost	\$ 1,241,707	\$ 53,625	\$ 45,283	\$ 1,340,615
Interest	3,059,499	136,591	245,309	3,441,399
Differences between expected and actual experience	216,334	13,273	3,854	233,461
Changes of assumptions	709,886	32,650	52,144	794,680
Benefit payments and withdrawals	(2,475,738)	(155,754)	(246,959)	(2,878,451)
Net change in total pension liability	2,751,688	80,385	99,631	2,931,704
Total pension liability - beginning	42,756,202	1,928,314	3,524,526	48,209,042
Total pension liability - ending (a)	45,507,890	2,008,699	3,624,157	51,140,746
Plan fiduciary net position:				
Employer contributions	2,393,940	-	-	2,393,940
Member contributions	249,921	-	-	249,921
Net investment income	644,318	(133,017)	(107,767)	403,534
Benefit payments and withdrawals	(2,475,738)	(155,754)	(246,959)	(2,878,451)
Administrative expenses	(18,478)	-	-	(18,478)
Other	6,479	147	130	6,756
Net change in plan fiduciary net position	800,442	(288,624)	(354,596)	157,222
Accrued Transfers from POLICE to POVSF and PSOVSF	326,195	(250,751)	(75,444)	-
Plan fiduciary net position - beginning	32,355,973	1,923,579	1,065,500	35,345,052
Plan fiduciary net position - ending (b) **	33,482,610	1,384,204	635,460	35,502,274
Employer's net pension liability - ending (a)-(b)	\$ 12,025,280	\$ 624,495	\$ 2,988,697	\$ 15,638,472
Plan fiduciary net position as a percentage of the total pension liability	73.58%	68.91%	17.53%	69.42%
Covered payroll	\$ 3,540,326	n/a	n/a	\$ 3,540,326
Employer's net pension liability as a percentage of covered payroll	339.67%	n/a	n/a	441.72%

Additionally, in accordance with GASB No. 67, paragraph 50, such information was not readily available for periods prior to 2014.

* Such amounts represent the preliminary Funds' fiduciary net position and may differ from the final Funds' fiduciary net position.

** Includes liabilities from Special Accidental death benefits pursuant to Section 208-F of the General Municipal Law.

See Report of Independent Certified Public Accountants.

New York City Police Pension Funds

REQUIRED SUPPLEMENTARY INFORMATION (UNAUDITED)
 SCHEDULE OF CHANGES IN THE EMPLOYER'S NET PENSION LIABILITY AND RELATED RATIOS

June 30, 2015
 (In thousands)

	QPP*	POVSF	PSOVSF	TOTAL
Total pension liability:				
Service cost	\$ 1,227,570	\$ 54,502	\$ 43,736	\$ 1,325,808
Interest	2,875,649	131,185	238,391	3,245,225
Differences between expected and actual experience	(213,409)	(13,154)	11,145	(215,418)
Benefit payments and withdrawals	(2,360,484)	(151,333)	(234,967)	(2,746,784)
Net change in total pension liability	1,529,326	21,200	58,305	1,608,831
Total pension liability - beginning	41,226,876	1,907,114	3,466,221	46,600,211
Total pension liability - ending (a)	42,756,202	1,928,314	3,524,526	48,209,042
Plan fiduciary net position:				
Employer contributions	2,309,619	-	-	2,309,619
Member contributions	241,102	-	-	241,102
Net investment income	1,018,506	61,019	18,695	1,098,220
Benefit payments and withdrawals	(2,360,484)	(151,333)	(234,967)	(2,746,784)
Administrative expenses	(17,903)	-	-	(17,903)
Reimbursement of benefit payments to PSOVSF from QPP	(313)	-	313	-
Other	4,554	25	37	4,616
Net change in plan fiduciary net position	1,195,081	(90,289)	(215,922)	888,870
Accrued Transfers from POLICE to POVSF and PSOVSF	(590,000)	330,000	260,000	-
Plan fiduciary net position - beginning	31,750,892	1,683,868	1,021,422	34,456,182
Plan fiduciary net position - ending (b) **	32,355,973	1,923,579	1,065,500	35,345,052
Employer's net pension liability - ending (a)-(b)	\$ 10,400,229	\$ 4,735	\$ 2,459,026	\$ 12,863,990
Plan fiduciary net position as a percentage of the total pension liability	75.68%	99.75%	30.23%	73.32%
Covered payroll	\$ 3,512,778	n/a	n/a	\$ 3,512,778
Employer's net pension liability as a percentage of covered payroll	296.07%	n/a	n/a	366.21%

Additionally, in accordance with GASB No. 67, paragraph 50, such information was not readily available for periods prior to 2014.

* Such amounts represent the preliminary Funds' fiduciary net position and may differ from the final Funds' fiduciary net position.

** The beginning total pension liability does not agree to the prior year ending total pension liability because amounts were revised to include costs and liabilities associated with the Special Accidental Death Benefits payable under Section 208-F of the General Municipal Law.

*** Includes liabilities from Special Accidental death benefits pursuant to Section 208-F of the General Municipal Law.

See Report of Independent Certified Public Accountants.

New York City Police Pension Funds

REQUIRED SUPPLEMENTARY INFORMATION (UNAUDITED)
 SCHEDULE OF CHANGES IN THE EMPLOYER'S NET PENSION LIABILITY AND RELATED RATIOS

June 30, 2014
 (In thousands)

	QPP*	POVSF	PSOVSF	TOTAL
Total pension liability:				
Service cost	\$ 1,206,036	\$ 52,629	\$ 43,088	\$ 1,301,753
Interest	2,753,264	129,659	234,394	3,117,317
Changes of benefit terms	-	-	-	-
Differences between expected and actual experience	-	-	-	-
Changes of assumptions	-	-	-	-
Benefit payments and withdrawals	(2,305,609)	(147,153)	(229,461)	(2,682,223)
Net change in total pension liability	1,653,691	35,135	48,021	1,736,847
Total pension liability - beginning	39,259,678	1,871,979	3,418,199	44,549,856
Total pension liability - ending (a)	40,913,369	1,907,114	3,466,220	46,286,703
Plan fiduciary net position:				
Employer contributions	2,320,910	-	-	2,320,910
Member contributions	228,783	-	-	228,783
Net investment income	5,071,530	76,054	(101)	5,147,483
Benefit payments and withdrawals	(2,305,609)	(147,153)	(229,461)	(2,682,223)
Administrative expenses	(17,450)	-	-	(17,450)
Reimbursement of benefit payments to PSOVSF from QPP	(231,024)	-	231,024	-
Other	6,811	80	20	6,911
Net change in plan fiduciary net position	5,073,951	(71,019)	1,482	5,004,414
Accrued Transfers from POLICE to POVSF and PSOVSF	(2,310,000)	1,290,000	1,020,000	-
Plan fiduciary net position - beginning	28,986,941	464,887	(60)	29,451,768
Plan fiduciary net position - ending (b) **	31,750,892	1,683,868	1,021,422	34,456,182
Employer's net pension liability - ending (a)-(b)	\$ 9,162,477	\$ 223,246	\$ 2,444,798	\$ 11,830,521
Plan fiduciary net position as a percentage of the total pension liability	77.61%	88.29%	29.47%	74.44%
Covered payroll	\$ 3,420,312	n/a	n/a	\$ 3,420,312
Employer's net pension liability as a percentage of covered payroll	267.88%	n/a	n/a	345.89%

Additionally, in accordance with GASB No. 67, paragraph 50, such information was not readily available for periods prior to 2014.

* Such amounts represent the preliminary Funds' fiduciary net position and may differ from the final Funds' fiduciary net position.

** Includes liabilities from Special Accidental death benefits pursuant to Section 208-F of the General Municipal Law.

See Report of Independent Certified Public Accountants.

New York City Police Pension Funds

REQUIRED SUPPLEMENTARY INFORMATION (UNAUDITED)
SCHEDULE OF EMPLOYER CONTRIBUTIONSFiscal years ended June 30,
(In thousands)

	2022	2021	2020	2019	2018	2017	2016	2015	2014	2013
Actuarially determined contribution	\$ 2,490,134	\$ 2,437,728	\$ 2,458,907	\$ 2,558,256	\$ 2,415,153	\$ 2,293,840	\$ 2,393,940	\$ 2,309,619	\$ 2,320,910	\$ 2,424,690
Contributions in relation to the actuarially determined contribution	2,490,134	2,437,728	2,458,907	2,558,256	2,415,153	2,293,840	2,393,940	2,309,619	2,320,910	2,424,690
Contribution deficiency (excess)	\$ -	\$ -	\$ -	\$ -	\$ -	\$ -	\$ -	\$ -	\$ -	\$ -
Covered payroll	\$ 4,262,626	\$ 4,299,649	\$ 4,244,806	\$ 4,047,772	\$ 3,673,054	\$ 3,509,985	\$ 3,540,326	\$ 3,512,778	\$ 3,420,312	\$ 3,459,872
Contributions as a percentage of covered payroll*	58.418%	56.696%	57.927%	63.202%	65.753%	65.352%	67.619%	65.749%	67.857%	70.080%

* Projected payroll at time 1.0 under previous roll-forward methodology through 2018. Actual payroll at valuation date (time = 0) beginning in 2021.

See Report of Independent Certified Public Accountants.

New York City Police Pension Funds

REQUIRED SUPPLEMENTARY INFORMATION (UNAUDITED)
SCHEDULE OF EMPLOYER CONTRIBUTIONS

Note to Schedule:

The above actuarially determined contributions were developed using a One-Year Lag Methodology, under which the actuarial valuation determines the employer contribution for the second following fiscal year (e.g., fiscal year 2022 contributions were determined using an actuarial valuation as of June 30, 2020). The methods and assumptions used to determine the actuarially determined contributions are as follows:

Valuation Dates	June 30, 2020	June 30, 2019	June 30, 2018	June 30, 2017	June 30, 2016
Actuarial cost method	Entry age	Entry age	Entry age	Entry age	Entry age
Amortization method for unfunded actuarial accrued liabilities:					
Initial unfunded	Increasing dollar	Increasing dollar	Increasing dollar	Increasing dollar	Increasing dollar
Post-2010 unfundeds	Level dollar	Level dollar	Level dollar	Level dollar	Level dollar
Remaining amortization period:					
Initial unfunded	12 years (closed)	13 years (closed)	14 years (closed)	15 years (closed)	16 years (closed)
2011 Actuarial gain/loss	6 years (closed)	7 years (closed)	8 years (closed)	9 years (closed)	10 years (closed)
2012 Actuarial gain/loss	7 years (closed)	8 years (closed)	9 years (closed)	10 years (closed)	11 years (closed)
2013 Actuarial gain/loss	8 years (closed)	9 years (closed)	10 years (closed)	11 years (closed)	12 years (closed)
2014 Actuarial gain/loss	9 years (closed)	10 years (closed)	11 years (closed)	12 years (closed)	13 years (closed)
2014 Assumption change	14 years (closed)	15 years (closed)	16 years (closed)	17 years (closed)	18 years (closed)
2015 Actuarial gain/loss	10 years (closed)	11 years (closed)	12 years (closed)	13 years (closed)	14 years (closed)
2016 Actuarial gain/loss	11 years (closed)	12 years (closed)	13 years (closed)	14 years (closed)	15 years (closed)
2016 SADB	11 years (closed)	12 years (closed)	13 years (closed)	14 years (closed)	15 years (closed)
2016 Enhanced ADR	14 years (closed)	15 years (closed)	16 years (closed)	17 years (closed)	18 years (closed)
2017 Actuarial gain/loss	12 years (closed)	13 years (closed)	14 years (closed)	15 years (closed)	NA
2017 VSF Escalation offset	15 years (closed)	16 years (closed)	17 years (closed)	18 years (closed)	NA
2017 Non-uniformed service	17 years (closed)	18 years (closed)	19 years (closed)	20 years (closed)	NA
2017 Assumptions/methods	17 years (closed)	18 years (closed)	19 years (closed)	20 years (closed)	NA
2018 Actuarial gain/loss	13 years (closed)	14 years (closed)	15 years (closed)	NA	NA
2019 Actuarial gain/loss	14 years (closed)	15 years (closed)	NA	NA	NA
2019 Assumptions/methods	19 years (closed)	20 years (closed)	NA	NA	NA
2020 Actuarial gain/loss	15 years (closed)	NA	NA	NA	NA
Actuarial asset valuation method ¹	Five-year moving average of market values with a "Market Value Restart" as of June 30, 2019.	Five-year moving average of market values with a "Market Value Restart" as of June 30, 2019.	Modified six-year moving average of market values with a "Market Value Restart" as of June 30, 2011. The June 30, 2010 AVA is defined to recognize Fiscal Year 2011 investment performance.	Modified six-year moving average of market values with a "Market Value Restart" as of June 30, 2011. The June 30, 2010 AVA is defined to recognize Fiscal Year 2011 investment performance.	Modified six-year moving average of market values with a "Market Value Restart" as of June 30, 2011. The June 30, 2010 AVA is defined to recognize Fiscal Year 2011 investment performance.

¹ As of June 30, 2014 (Lag) valuation, the AVA is constrained to be no more than 20% of Market Value.

See Report of Independent Certified Public Accountants.

New York City Police Pension Funds

REQUIRED SUPPLEMENTARY INFORMATION (UNAUDITED)
SCHEDULE OF EMPLOYER CONTRIBUTIONS

Note to Schedule:

The above actuarially determined contributions were developed using a One-Year Lag Methodology, under which the actuarial valuation determines the employer contribution for the second following fiscal year (e.g., fiscal year 2022 contributions were determined using an actuarial valuation as of June 30, 2020). The methods and assumptions used to determine the actuarially determined contributions are as follows:

Valuation Dates	June 30, 2015	June 30, 2014	June 30, 2013	June 30, 2012	June 30, 2011
Actuarial cost method	Entry age	Entry age	Entry age	Entry age	Entry age
Amortization method for unfunded actuarial accrued liabilities:					
Initial unfunded	Increasing dollar	Increasing dollar	Increasing dollar	Increasing dollar	Increasing dollar
Post-2010 unfunded	Level dollar	Level dollar	Level dollar	Level dollar	Level dollar
Remaining amortization period:					
Initial unfunded	17 years (closed)	18 years (closed)	19 years (closed)	20 years (closed)	21 years (closed)
2011 Actuarial gain/loss	11 years (closed)	12 years (closed)	13 years (closed)	14 years (closed)	15 years (closed)
2012 Actuarial gain/loss	12 years (closed)	13 years (closed)	14 years (closed)	15 years (closed)	NA
2013 Actuarial gain/loss	13 years (closed)	14 years (closed)	15 years (closed)	NA	NA
2014 Actuarial gain/loss	14 years (closed)	15 years (closed)	NA	NA	NA
2014 Assumption change	19 years (closed)	20 years (closed)	NA	NA	NA
2015 Actuarial gain/loss	15 years (closed)	NA	NA	NA	NA
2016 Actuarial gain/loss	NA	NA	NA	NA	NA
2016 SADB	NA	NA	NA	NA	NA
2016 Enhanced ADR	NA	NA	NA	NA	NA
2017 Actuarial gain/loss	NA	NA	NA	NA	NA
2017 VSF Escalation offset	NA	NA	NA	NA	NA
2017 Non-uniformed service	NA	NA	NA	NA	NA
2017 Assumptions/methods	NA	NA	NA	NA	NA
2018 Actuarial gain/loss	NA	NA	NA	NA	NA
2019 Actuarial gain/loss	NA	NA	NA	NA	NA
2019 Assumptions/methods	NA	NA	NA	NA	NA
2020 Actuarial gain/loss	NA	NA	NA	NA	NA
Actuarial asset valuation method ¹	Modified six-year moving average of market values with a "Market Value Restart" as of June 30, 2011. The June 30, 2010 AVA is defined to recognize Fiscal Year 2011 investment performance.	Modified six-year moving average of market values with a "Market Value Restart" as of June 30, 2011. The June 30, 2010 AVA is defined to recognize Fiscal Year 2011 investment performance.	Modified six-year moving average of market values with a "Market Value Restart" as of June 30, 2011. The June 30, 2010 AVA is defined to recognize Fiscal Year 2011 investment performance.	Modified six-year moving average of market values with a "Market Value Restart" as of June 30, 2011. The June 30, 2010 AVA is defined to recognize Fiscal Year 2011 investment performance.	Modified six-year moving average of market values with a "Market Value Restart" as of June 30, 2011. The June 30, 2010 AVA is defined to recognize Fiscal Year 2011 investment performance.

¹ As of June 30, 2014 (Lag) valuation, the AVA is constrained to be no more than 20% of Market Value.

See Report of Independent Certified Public Accountants.

New York City Police Pension Funds

REQUIRED SUPPLEMENTARY INFORMATION (UNAUDITED)
SCHEDULE OF EMPLOYER CONTRIBUTIONS

Valuation Dates	June 30, 2020	June 30, 2019	June 30, 2018	June 30, 2017	June 30, 2016
Actuarial assumptions:					
Assumed rate of return ²	7.0% per annum, net of investment expenses.	7.0% per annum, net of investment expenses.	7.0% per annum, net of investment expenses.	7.0% per annum, net of investment expenses.	7.0% per annum, net of investment expenses.
Post-retirement mortality ³	Tables adopted by Board of Trustees during Fiscal Year 2019	Tables adopted by Board of Trustees during Fiscal Year 2019	Tables adopted by Board of Trustees during Fiscal Year 2019	Tables adopted by Board of Trustees during Fiscal Year 2019	Tables adopted by Board of Trustees during Fiscal Year 2016
Active service: withdrawal, death, disability, service retirement ³	Tables adopted by Board of Trustees during Fiscal Year 2019	Tables adopted by Board of Trustees during Fiscal Year 2019	Tables adopted by Board of Trustees during Fiscal Year 2019	Tables adopted by Board of Trustees during Fiscal Year 2019	Tables adopted by Board of Trustees during Fiscal Year 2012
Salary increases ²	In general, merit and promotion increases plus assumed General Wage Increases of 3.0% per year.	In general, merit and promotion increases plus assumed General Wage Increases of 3.0% per year.	In general, merit and promotion increases plus assumed General Wage Increases of 3.0% per year.	In general, merit and promotion increases plus assumed General Wage Increases of 3.0% per year.	In general, merit and promotion increases plus assumed General Wage Increases of 3.0% per year.
Cost-of-living adjustments ²	1.5% per annum for AutoCOLA. 2.5% per annum for Escalation.	1.5% per annum for AutoCOLA. 2.5% per annum for Escalation.	1.5% per annum for AutoCOLA. 2.5% per annum for Escalation.	1.5% per annum for AutoCOLA. 2.5% per annum for Escalation.	1.5% per annum for AutoCOLA. 2.5% per annum for Escalation.

² Developed using a long-term Consumer Price Inflation assumption of 2.5% per year.

³ As of June 30, 2019, applies mortality improvement scale MP-2020 published by the Society of Actuaries to post-retirement mortality, active ordinary death mortality rates, and pre-commencement mortality rates for terminated vesteds. Prior to June 30, 2019, MP-2018 was applied to post-retirement mortality. Prior to June 30, 2017, MP-2015 was applied to post-retirement mortality. Prior to June 30, 2014, Scale AA was applied to post-retirement mortality.

See Report of Independent Certified Public Accountants.

New York City Police Pension Funds

REQUIRED SUPPLEMENTARY INFORMATION (UNAUDITED)
SCHEDULE OF EMPLOYER CONTRIBUTIONS

Valuation Dates	June 30, 2015	June 30, 2014	June 30, 2013	June 30, 2012	June 30, 2011
Actuarial assumptions:					
Assumed rate of return ²	7.0% per annum, net of investment expenses.	7.0% per annum, net of investment expenses.	7.0% per annum, net of investment expenses.	7.0% per annum, net of investment expenses.	7.0% per annum, net of investment expenses.
Post-retirement mortality ³	Tables adopted by Board of Trustees during Fiscal Year 2016	Tables adopted by Board of Trustees during Fiscal Year 2016	Tables adopted by Board of Trustees during Fiscal Year 2012	Tables adopted by Board of Trustees during Fiscal Year 2012	Tables adopted by Board of Trustees during Fiscal Year 2012
Active service: withdrawal, death, disability, service retirement ³	Tables adopted by Board of Trustees during Fiscal Year 2012	Tables adopted by Board of Trustees during Fiscal Year 2012	Tables adopted by Board of Trustees during Fiscal Year 2012	Tables adopted by Board of Trustees during Fiscal Year 2012	Tables adopted by Board of Trustees during Fiscal Year 2012
Salary increases ²	In general, merit and promotion increases plus assumed General Wage Increases of 3.0% per year.	In general, merit and promotion increases plus assumed General Wage Increases of 3.0% per year.	In general, merit and promotion increases plus assumed General Wage Increases of 3.0% per year.	In general, merit and promotion increases plus assumed General Wage Increases of 3.0% per year.	In general, merit and promotion increases plus assumed General Wage Increases of 3.0% per year.
Cost-of-living adjustments ²	1.5% per annum for AutoCOLA. 2.5% per annum for Escalation.	1.5% per annum for AutoCOLA. 2.5% per annum for Escalation.	1.5% per annum for AutoCOLA. 2.5% per annum for Escalation.	1.5% per annum for AutoCOLA. 2.5% per annum for Escalation.	1.5% per annum for AutoCOLA. 2.5% per annum for Escalation.

² Developed using a long-term Consumer Price Inflation assumption of 2.5% per year.

³ As of June 30, 2019, applies mortality improvement scale MP-2020 published by the Society of Actuaries to post-retirement mortality, active ordinary death mortality rates, and pre-commencement mortality rates for terminated vesteds. Prior to June 30, 2019, MP-2018 was applied to post-retirement mortality. Prior to June 30, 2017, MP-2015 was applied to post-retirement mortality. Prior to June 30, 2014, Scale AA was applied to post-retirement mortality.

See Report of Independent Certified Public Accountants.

New York City Police Pension Funds

REQUIRED SUPPLEMENTARY INFORMATION (UNAUDITED)
SCHEDULE OF INVESTMENT RETURNS

The following table displays annual money-weighted rate of return, net of investment expense, for each of the Funds for each of the past nine fiscal years:

<u>Fiscal Years Ended</u>	<u>QPP</u>	<u>PSOVSF</u>	<u>POVSF</u>
June 30, 2022	-7.12%	-13.31%	-13.48%
June 30, 2021	26.37%	25.95%	25.40%
June 30, 2020	4.74%	4.07%	4.33%
June 30, 2019	6.81%	9.27%	5.77%
June 30, 2018	9.60%	4.42%	6.71%
June 30, 2017	13.19%	12.85%	13.80%
June 30, 2016	1.18%	-1.06%	-0.33%
June 30, 2015	3.83%	5.16%	6.34%
June 30, 2014	17.69%	16.16%	19.44%

Note: In accordance with paragraph 50 of GASB Statement No. 67, *Financial Reporting for Pension Plans* (“GASB 67”), this schedule should present information for 10 years, if available. The information presented here pertains to periods beginning with the June 30, 2014 fiscal year, the Plan’s adoption year of GASB 67. Additional years will be added until the 10-year requirement is met.

See Report of Independent Certified Public Accountants.

New York City Police Pension Funds
Schedule of Investment Expenses
Year Ended June 30, 2022

<u>Fund Manager</u>	<u>Asset Class</u>	<u>Total Fees</u>
Barings-Bank Loans	Bank Loans	\$ 2,753
Credit Suisse-Bank Loans	Bank Loans	769
Advent-Convertible Bonds	Convertible Bonds	1,773,241
Victory-Convertible Bonds	Convertible Bonds	1,553,327
GIA-Core Plus	CorePlus	161,572
LM Capital-Core Plus	CorePlus	103,798
Pugh-CorePlus	CorePlus	61,773
BlackRock-Credit	Credit	1,444,199
Fidelity-Credit	Credit	563,084
Neuberger Berman-Credit	Credit	395,756
Prudential-Credit	Credit	182,394
T Rowe Price-Credit	Credit	100,622
Taplin-Credit	Credit	86,503
Voya-Credit	Credit	49,481
Algert-EAFE SCC	EAFE	230,006
Dundas-EAFE ACG - Xponance	EAFE	66,899
Foresight-EAFE LMCV - Xponance	EAFE	63,461
Martin-EAFE ACG - Xponance	EAFE	61,877
Osmosis-EAFE ACV - Xponance	EAFE	58,141
Redwood-EAFE ACG - Xponance	EAFE	49,276
BlackRock MSCI-EM Core	Emerging Markets	2,857,485
Acadian-EM	Emerging Markets	1,670,110
Aubrey-EM ACG - Xponance	Emerging Markets	1,613,454
Baillie Gifford-EM	Emerging Markets	1,606,150
DFA-EM	Emerging Markets	1,568,932
North of South-EM ACV - Xponance	Emerging Markets	1,514,316
Pzena-EM ACV	Emerging Markets	89,238
Sands-EM LCG	Emerging Markets	74,928
UBS-EM ACC	Emerging Markets	58,408
Brigade-High Yield	Enhanced/High Yield	1,954,000
Eaton Vance-High Yield	Enhanced/High Yield	1,706,400
Mackay Shields-High Yield	Enhanced/High Yield	1,409,163
Neuberger Berman-High Yield	Enhanced/High Yield	1,335,972
Nomura-High Yield	Enhanced/High Yield	1,265,316
Oaktree-High Yield	Enhanced/High Yield	1,238,413
Shenkman-High Yield	Enhanced/High Yield	1,206,175
T Rowe Price-High Yield	Enhanced/High Yield	1,014,741
RBC Access MBS	ETI Investments	\$ 554,719

Continued...

New York City Police Pension Funds
Schedule of Investment Expenses
Year Ended June 30, 2022

<u>Fund Manager</u>	<u>Asset Class</u>	<u>Total Fees</u>
AFL-CIO Housing Investment Trust	ETI Investments	\$ 162,884
AlphaQuest Original	Hedge Funds	32,755,454
Altimeter Partners Fund	Hedge Funds	7,529,753
Caspian Select Credit Fund	Hedge Funds	6,048,480
D.E. Shaw Composite Fund	Hedge Funds	3,491,477
DL Partners Opp	Hedge Funds	3,066,534
Florin Court Capital	Hedge Funds	2,676,176
Gemsstock Fund	Hedge Funds	2,169,845
Gresham Quant ACAR Fund	Hedge Funds	1,701,621
GSA Trend Fund	Hedge Funds	1,632,132
Key Square Partners	Hedge Funds	863,519
Lansdowne Euro Absolute Opp Fd	Hedge Funds	858,533
Luxor Capital Partners	Hedge Funds	848,948
SRS Partners US	Hedge Funds	653,647
Standard General Fund II	Hedge Funds	625,953
Turiya Fund	Hedge Funds	600,809
Voloridge Fund	Hedge Funds	548,210
Voloridge Sustainability Fund Master	Hedge Funds	478,684
Voloridge Trading Aggressive Fund	Hedge Funds	160,579
Actis Energy 4	Infrastructure	4,715,353
Actis Energy 5 A	Infrastructure	1,892,463
Ardian Infra Fund V	Infrastructure	1,653,777
ASF VII Infrastructure B	Infrastructure	1,544,496
ASF VIII Infrastructure B	Infrastructure	1,088,194
Axium Infrastructure Canada II Class E	Infrastructure	910,108
Axium Infrastructure Canada II Class H	Infrastructure	850,115
Axium Infrastructure US II Class A	Infrastructure	842,456
Axium Infrastructure US II Class G	Infrastructure	694,509
Basalt Infrastructure Partners III A	Infrastructure	613,355
BIF IV Co-Invest Snow	Infrastructure	595,312
BIS NYC Infra Emerging Manager Opp Fund	Infrastructure	567,943
Brookfield Infra Fund III Co-Invest	Infrastructure	401,810
Brookfield Infra Fund IV-B	Infrastructure	384,132
Brookfield Infrastructure Fund II	Infrastructure	354,584
Brookfield Infrastructure Fund III	Infrastructure	351,278
EIG Energy Ptnrs Gbl Private Debt FD A	Infrastructure	330,847
EQT Infra IV Co-Inv F SCSP Connect	Infrastructure	304,021
EQT Infra IV Co-Inv Saber	Infrastructure	\$ 279,849

Continued...

New York City Police Pension Funds
Schedule of Investment Expenses
Year Ended June 30, 2022

<u>Fund Manager</u>	<u>Asset Class</u>	<u>Total Fees</u>
EQT Infrastructure III	Infrastructure	\$ 279,003
EQT Infrastructure IV	Infrastructure	254,620
EQT Infrastructure V NO.2 SCSP	Infrastructure	157,338
Global Energy & Power Infra Fund II	Infrastructure	144,516
Global Energy & Power Infra Fund III	Infrastructure	81,175
Global Infra Partners IV-A/B	Infrastructure	34,438
Global Infrastructure Partners III	Infrastructure	26,915
IFM Global Infrastructure	Infrastructure	12,562
InfraVia European Fund V	Infrastructure	2,915
KKR Global Infrastructure Investors III	Infrastructure	2,219
Stonepeak Infra IV Co-Invest Tiger	Infrastructure	1,967
Stonepeak Infrastructure Fund IV	Infrastructure	1,124
SSGA-IT Treasury 1-10Y	Intermediate Term Treasury	103,815
BlackRock-LI Treasury	Long Intermediate Treasury	14,459
SSGA-LI Treasury	Long Intermediate Treasury	8,932
SSGA-LT Treasury 10Y Plus	Long Term Treasury	145,634
BlackRock-Mortgages	Mortgages	691,992
Wellington-Mortgages	Mortgages	611,030
Golden Tree	OFI	4,857,756
400 Capital Centre Street	OFI	4,034,953
Angelo Gordon Ct St Ptnrs	OFI	2,410,851
Apollo Centre Street Partnership	OFI	1,517,123
Ares Centre Street Partnership	OFI	1,425,856
Brightwood Capital Advisors III	OFI	1,111,225
Brightwood Capital Advisors IV	OFI	1,076,218
Contrarian C A	OFI	1,049,880
FCO MA Centre Street II ER	OFI	891,239
FCO MA Centre Street II EXP ER	OFI	857,827
Fortress Ctr St Ptnrs	OFI	762,706
GCM Grosvenor Emerging OFI Manager	OFI	641,822
ICG Centre Street Partnership	OFI	624,679
KKR NYC Credit B	OFI	611,639
KKR NYC Credit C	OFI	556,566
Lone Star Fund VIII	OFI	515,528
Maranon Capital	OFI	325,529
Marathon Centre Street Partnership	OFI	289,155
Oak Hill Centre Street Partnership	OFI	198,223
Oaktree Opp Fd IX	OFI	\$ 181,995

Continued...

New York City Police Pension Funds
Schedule of Investment Expenses
Year Ended June 30, 2022

<u>Fund Manager</u>	<u>Asset Class</u>	<u>Total Fees</u>
Torchlight Debt Opportunity Fund VI	OFI	\$ 158,696
Torchlight Debt Opportunity Fund VII	OFI	97,334
Torchlight Investors	OFI	(2,874,812)
ACON Equity Partners III	Private Equity	9,958,081
Aisling Capital II	Private Equity	7,491,899
Aisling Capital III	Private Equity	6,159,307
Altaris Health Partners III	Private Equity	5,083,688
American Securities Partners VI	Private Equity	5,030,608
American Securities Partners VII	Private Equity	4,904,432
Ampersand 2011	Private Equity	4,883,623
Apax IX USD	Private Equity	4,471,675
Apax X USD	Private Equity	4,062,001
Apollo Investment Fund IX	Private Equity	3,630,114
Apollo Investment Fund V	Private Equity	3,611,854
Apollo Investment Fund VI	Private Equity	3,296,853
Apollo Investment Fund VII	Private Equity	3,225,451
Apollo Investment Fund VIII	Private Equity	2,798,656
Ares Corporate Opportunities Fund I	Private Equity	2,364,168
Ares Corporate Opportunities Fund II	Private Equity	2,232,350
Ares Corporate Opportunities Fund III	Private Equity	2,190,627
Ares Corporate Opportunities Fund IV	Private Equity	2,187,514
Ares Corporate Opportunities Fund V	Private Equity	1,886,415
Arlington Capital Partners II	Private Equity	1,779,185
Arsenal Capital Partners II	Private Equity	1,686,311
ASF VI B	Private Equity	1,623,784
ASF VI B NYC Co-Invest	Private Equity	1,608,125
ASF VII B	Private Equity	1,600,890
ASF VII B NYC Co-Invest	Private Equity	1,560,439
ASF VIII B	Private Equity	1,512,871
ASF VIII B Co-Invest	Private Equity	1,492,749
Atlantic Equity Partners IV	Private Equity	1,450,895
Avista Capital Partners	Private Equity	1,411,075
Avista Capital Partners II	Private Equity	1,392,756
AXA Secondary Fund V B	Private Equity	1,391,016
BC European Capital IX	Private Equity	1,371,259
BC European Capital X	Private Equity	1,358,449
BC European Capital X SideCar	Private Equity	1,305,419
BC Partners XI	Private Equity	\$ 1,257,874

Continued...

New York City Police Pension Funds
Schedule of Investment Expenses
Year Ended June 30, 2022

<u>Fund Manager</u>	<u>Asset Class</u>	<u>Total Fees</u>
BC Partners XI Co-Invest	Private Equity	\$ 1,175,007
BDCM Opportunity Fund III	Private Equity	1,140,102
Blackstone Capital Partners IV	Private Equity	1,097,935
Blackstone Capital Partners V	Private Equity	1,094,375
Blackstone Capital Partners VI	Private Equity	1,026,486
Blackstone Capital Partners VIII	Private Equity	1,022,927
Blue Wolf Capital Fund II	Private Equity	973,694
Bridgepoint Europe IV	Private Equity	905,300
Bridgepoint Europe V	Private Equity	875,793
Bridgepoint Europe V Co-Invest	Private Equity	868,929
Bridgepoint Europe VI	Private Equity	868,694
Bridgepoint Europe VI Co-Invest	Private Equity	839,546
Carlyle Partners V	Private Equity	832,049
Carlyle Partners VI	Private Equity	797,352
Carlyle Partners VI SideCar	Private Equity	796,232
Catterton Partners VI	Private Equity	785,870
Centerbridge Capital Partners III	Private Equity	781,752
Centerbridge Capital Partners IV	Private Equity	776,596
Centerbridge Capital Partners IV Co-Inv	Private Equity	762,543
Clearlake Capital Partners VI	Private Equity	755,859
Clearlake Capital Partners VII	Private Equity	748,188
ComVest Investment Partners III	Private Equity	744,701
ComVest Investment Partners IV	Private Equity	717,027
Constellation Venture Capital III	Private Equity	690,673
Crestview Partners II	Private Equity	684,665
Crestview Partners III	Private Equity	684,060
Crestview Partners III SideCar	Private Equity	639,769
Crestview Partners IV	Private Equity	637,330
Crestview Partners IV SideCar	Private Equity	609,267
CVC Capital Partners VI	Private Equity	597,496
CVC Capital Partners VII	Private Equity	549,776
CVC Capital Partners VIII A	Private Equity	548,024
CVC European Equity Partners V	Private Equity	538,283
CVC European Equity Partnership III USD	Private Equity	518,022
EQT IX Co-Invest	Private Equity	516,852
EQT IX USD	Private Equity	438,953
EQT VI	Private Equity	429,234
EQT VII	Private Equity	\$ 420,127

Continued...

New York City Police Pension Funds
Schedule of Investment Expenses
Year Ended June 30, 2022

<u>Fund Manager</u>	<u>Asset Class</u>	<u>Total Fees</u>
EQT VIII	Private Equity	\$ 401,595
EQT VIII Co-Invest	Private Equity	400,360
Euro Choice IV	Private Equity	395,285
Falconhead Capital Partners II	Private Equity	393,718
First Reserve Fund XI	Private Equity	371,130
First Reserve Fund XII	Private Equity	344,095
FS Equity Partners V	Private Equity	343,967
FS Equity Partners VI	Private Equity	337,317
FTV IV	Private Equity	307,406
FTV V	Private Equity	305,615
FTV VI	Private Equity	293,042
FTV VII	Private Equity	290,753
FTVENTURES III	Private Equity	280,750
GCM Emerging Manager Fund	Private Equity	279,077
GF Capital Private Equity Fund	Private Equity	273,392
Gleacher Mezzanine Fund II	Private Equity	255,714
Grain Comm Opp Fd II	Private Equity	235,554
Grain Communications Opportunity FD III	Private Equity	232,913
Green Equity Investors VI	Private Equity	226,717
Green Equity Investors VII	Private Equity	223,322
Green Equity Investors VIII	Private Equity	214,150
Green Equity Investors VIII Co-Invest	Private Equity	213,893
Grey Mountain Partners Fund III	Private Equity	212,725
GSO Capital Opportunities Fund	Private Equity	203,394
HarbourVest Centre Street Co-Investment	Private Equity	196,921
Heartwood Partners II	Private Equity	189,684
Heartwood Partners III	Private Equity	185,996
Hg Genesis 9 A	Private Equity	185,621
Hg N1 Co-Invest	Private Equity	184,667
Highland Consumer Fund I	Private Equity	170,815
ICG Strategic Equity Co-Invest Fund IV	Private Equity	163,821
ICG Strategic Equity Fund IV	Private Equity	155,717
ICV Partners III	Private Equity	149,315
ICV Partners IV	Private Equity	146,987
Incline Equity Partners III	Private Equity	138,939
Insight Partners XII	Private Equity	132,247
Insight Partners XII Buyout Annex Fund	Private Equity	129,134
Intermedia Partners VII	Private Equity	\$ 125,054

Continued...

New York City Police Pension Funds
Schedule of Investment Expenses
Year Ended June 30, 2022

<u>Fund Manager</u>	<u>Asset Class</u>	<u>Total Fees</u>
JP Morgan Fleming Tranche A	Private Equity	\$ 121,969
KKR Americas Fund XII	Private Equity	118,579
KKR Asian Fund IV	Private Equity	108,617
KKR Europe V	Private Equity	101,080
KKR North America Fund XIII SCSP	Private Equity	101,037
Landmark - NYC Fund I	Private Equity	100,839
Landmark Equity Partners XIII	Private Equity	100,238
Landmark Equity Partners XIV	Private Equity	99,573
Landmark Equity Partners XV	Private Equity	92,665
Levine Leichtman Capital Partners IV	Private Equity	85,856
Lexington Capital Partners IX	Private Equity	83,326
Lexington Capital Partners IX Co-Invest	Private Equity	76,944
Lexington Capital Partners VII	Private Equity	75,112
Lexington Capital Partners VIII	Private Equity	73,503
Lincolnshire Equity Fund III	Private Equity	71,675
Lincolnshire Equity Fund IV	Private Equity	70,997
Lindsay Goldberg V	Private Equity	69,136
MidOcean Partners III	Private Equity	68,005
Milestone Partners III	Private Equity	62,934
Mill City Fund II	Private Equity	62,074
Montreux Equity Partners IV	Private Equity	61,230
NB Co-Investment Partners	Private Equity	53,932
NB Strategic Co-Invest II	Private Equity	51,655
New Mainstream Capital II	Private Equity	50,099
New Mountain Partners II	Private Equity	47,651
New Mountain Partners III	Private Equity	45,811
NGN BioMed Opportunity II	Private Equity	45,320
NMS Fund III	Private Equity	44,886
NorthBound Emerging Manager Custom Fund	Private Equity	40,878
NYC-NorthBound Emerging Managers Program	Private Equity	40,302
Olympus Capital Asia III	Private Equity	38,566
Olympus Growth Fund VI	Private Equity	37,793
One Rock Capital Partners III	Private Equity	37,286
Onex Partners III	Private Equity	36,445
Paladin III	Private Equity	35,013
Palladium Equity Partners III	Private Equity	34,729
Palladium Equity Partners IV	Private Equity	34,689
Palladium V	Private Equity	\$ 33,998

Continued...

New York City Police Pension Funds
Schedule of Investment Expenses
Year Ended June 30, 2022

<u>Fund Manager</u>	<u>Asset Class</u>	<u>Total Fees</u>
Patriot Financial Partners II	Private Equity	\$ 33,602
Patriot Partners III	Private Equity	33,164
PCG Clean Energy Tech Fund East	Private Equity	32,379
PECP V Co-Investment	Private Equity	31,432
Pegasus Partners IV	Private Equity	30,999
Pegasus Partners V	Private Equity	29,255
Permira IV	Private Equity	28,793
Pine Brook Capital Partners	Private Equity	28,116
Platinum Equity Capital Partners IV	Private Equity	26,549
Platinum Equity Capital Partners V	Private Equity	25,334
Platinum Equity Capital Partners-C III	Private Equity	24,990
Platinum Equity Small Cap Fund	Private Equity	24,968
Platinum Equity Titan IV Co-Investors	Private Equity	23,249
PSG V	Private Equity	22,852
Quaker BioVentures II	Private Equity	22,045
Raine Partners II	Private Equity	18,705
Raine Partners III	Private Equity	17,668
Reverence Capital Partners II	Private Equity	16,487
Reverence Capital Partners II Co-Invest	Private Equity	16,177
Reverence Capital Partners III	Private Equity	15,349
Reverence Capital Partners III Co-Invest	Private Equity	13,379
Riverstone/Carlyle Global Energy&PowerIV	Private Equity	12,509
RRE Ventures IV	Private Equity	11,454
Scale Venture Partners III	Private Equity	11,233
SCP Private Equity Partners II	Private Equity	10,638
SCP Vitalife Partners II	Private Equity	9,948
Siris Partners III	Private Equity	7,634
Siris Partners IV	Private Equity	6,716
Snow Phipps Group	Private Equity	6,636
Snow Phipps Group II	Private Equity	5,599
Stellex Capital Partners	Private Equity	5,534
Stellex Capital Partners II	Private Equity	5,079
Summit Partners Growth Equity VIII-A	Private Equity	5,024
Terra Firma Capital Partners III	Private Equity	4,993
The Resolute Fund V	Private Equity	4,738
Thoma Bravo Fund XV	Private Equity	4,264
Thoma Bravo XV Co-Invest	Private Equity	4,121
Thomas, McNerney & Partners II	Private Equity	\$ 3,969

Continued...

New York City Police Pension Funds
Schedule of Investment Expenses
Year Ended June 30, 2022

<u>Fund Manager</u>	<u>Asset Class</u>	<u>Total Fees</u>
Trident V	Private Equity	\$ 3,744
Trilantic Capital Partners IV	Private Equity	3,584
Trilantic Capital Partners V	Private Equity	3,158
Trilantic Capital Partners VI N. America	Private Equity	2,844
United States Power Fund III	Private Equity	2,809
USPF II Institutional Fund	Private Equity	2,731
Valor Equity Partners III	Private Equity	2,489
Valor Equity Partners IV	Private Equity	2,242
Valor Equity Partners V	Private Equity	1,935
Vista Equity Partners Fund III	Private Equity	1,726
Vista Equity Partners Fund IV	Private Equity	1,525
Vista Equity Partners Fund V	Private Equity	1,261
Vista Equity Partners Fund VI	Private Equity	1,039
Vista Equity Partners Fund VII	Private Equity	978
Vista Foundation Fund II	Private Equity	926
Vistria Fund III	Private Equity	890
Vistria Fund IV	Private Equity	814
Warburg Pincus Financial Sector Fund	Private Equity	532
Warburg Pincus Financial Sector II	Private Equity	240
Warburg Pincus Global Growth	Private Equity	163
Warburg Pincus XI	Private Equity	70
Warburg Pincus XII	Private Equity	(7,468)
WCAS XI	Private Equity	(12,603)
WCAS XII	Private Equity	(39,515)
WCAS XIII	Private Equity	(111,150)
Webster Capital III	Private Equity	(150,607)
Wellspring Capital Partners V	Private Equity	(233,546)
Yucaipa American Alliance I	Private Equity	(1,173,601)
Yucaipa American Alliance II	Private Equity	(1,234,249)
Yucaipa Corporate Initiatives II	Private Equity	(4,630,337)
Harrison St Core Prop SideCar	Private Real Estate Core	1,033,642
Harrison Street Core Prop Fd	Private Real Estate Core	760,607
Heitman America Real Estate Trust	Private Real Estate Core	388,587
Heitman Capital Management LLC	Private Real Estate Core	301,807
JP Morgan Strategic Property Fund	Private Real Estate Core	242,305
Kayne Anderson Core Real Estate	Private Real Estate Core	205,375
LaSalle Property Fund	Private Real Estate Core	202,501
MetLife Core Property Fund	Private Real Estate Core	\$ 187,696

Continued...

New York City Police Pension Funds
Schedule of Investment Expenses
Year Ended June 30, 2022

<u>Fund Manager</u>	<u>Asset Class</u>	<u>Total Fees</u>
Prudential PRISA	Private Real Estate Core	\$ 150,081
RREEF America REIT II	Private Real Estate Core	134,891
UBS Trumbull Property Fund	Private Real Estate Core	10,102
Almanac Realty Securities VI	Private Real Estate CorePlus	7,709,608
Almanac Realty Securities VI SideCar	Private Real Estate CorePlus	2,012,869
Almanac Realty Securities VII	Private Real Estate CorePlus	964,593
Almanac Realty Securities VII SideCar	Private Real Estate CorePlus	875,450
Almanac Realty Securities VIII	Private Real Estate CorePlus	804,605
Almanac Realty Securities VIII SideCar	Private Real Estate CorePlus	794,103
Ares Industrial Real Estate Fund	Private Real Estate CorePlus	585,925
Artemis Co-Investment	Private Real Estate CorePlus	439,062
Artemis Income & Growth	Private Real Estate CorePlus	282,952
Brookfield Premier Real Estate Partners	Private Real Estate CorePlus	282,030
Carlyle Property Investors	Private Real Estate CorePlus	280,908
Cortland Growth and Income	Private Real Estate CorePlus	280,141
Exeter Core Industrial Club Fund II	Private Real Estate CorePlus	239,851
Exeter Industrial Core Fund III	Private Real Estate CorePlus	232,167
Jamestown Premier Property Fund	Private Real Estate CorePlus	196,880
JP Morgan Special Situation Property	Private Real Estate CorePlus	156,582
Lion Industrial Trust	Private Real Estate CorePlus	116,124
NYC Asset #2 - Related (fka Sandy)	Private Real Estate CorePlus	87,986
Prologis Targeted U.S. Logistic Fund	Private Real Estate CorePlus	83,830
Prudential PRISA II	Private Real Estate CorePlus	81,217
TPG RE Thematic Advantage Core-Plus IV	Private Real Estate CorePlus	63,488
USAA Eagle Real Estate Feeder 1	Private Real Estate CorePlus	30,279
Aermont Capital Real Estate Fund IV	Private Real Estate Non-Core	6,772,916
AG Realty Fund VII	Private Real Estate Non-Core	6,252,189
Almanac Realty Securities IX	Private Real Estate Non-Core	4,493,941
American Value Partners Fund I	Private Real Estate Non-Core	4,033,398
Apollo Real Estate Investment Fund V	Private Real Estate Non-Core	3,850,016
Ares European Real Estate Fund III	Private Real Estate Non-Core	3,488,035
Avanath Affordable Housing II	Private Real Estate Non-Core	2,665,873
BIG Real Estate Fund I	Private Real Estate Non-Core	1,952,825
Big Real Estate Fund II	Private Real Estate Non-Core	1,569,686
Blackstone RE Partners EUR VI	Private Real Estate Non-Core	1,344,524
Blackstone RE Partners Europe III	Private Real Estate Non-Core	1,239,789
Blackstone RE Partners Europe IV	Private Real Estate Non-Core	1,203,140
Blackstone RE PTNRS IX	Private Real Estate Non-Core	\$ 1,200,606

Continued...

New York City Police Pension Funds
Schedule of Investment Expenses
Year Ended June 30, 2022

<u>Fund Manager</u>	<u>Asset Class</u>	<u>Total Fees</u>
Blackstone Real Estate Partners IV	Private Real Estate Non-Core	\$ 1,197,305
Blackstone Real Estate Partners VI	Private Real Estate Non-Core	1,030,638
Blackstone Real Estate Partners VII	Private Real Estate Non-Core	946,228
Blackstone Real Estate Partners VIII	Private Real Estate Non-Core	892,559
Brookfield Strategic RE Partners I	Private Real Estate Non-Core	877,518
Brookfield Strategic RE Partners III	Private Real Estate Non-Core	863,591
Canyon Johnson Urban Fund III	Private Real Estate Non-Core	799,096
Carlyle Realty Partners IX	Private Real Estate Non-Core	773,107
Carlyle Realty Partners V	Private Real Estate Non-Core	583,191
Carlyle Realty Partners VI	Private Real Estate Non-Core	572,676
Carlyle Realty Partners VII	Private Real Estate Non-Core	494,872
CIREP Centre Street	Private Real Estate Non-Core	491,093
Colony Investors VIII	Private Real Estate Non-Core	464,909
DivcoWest Fund III	Private Real Estate Non-Core	407,154
DivcoWest Fund IV	Private Real Estate Non-Core	347,163
DivcoWest Fund V	Private Real Estate Non-Core	323,730
Divcowest Fund VI-A	Private Real Estate Non-Core	276,509
DRA Growth and Income Fund IX	Private Real Estate Non-Core	261,530
DRA Growth and Income Fund X	Private Real Estate Non-Core	227,465
Elmtree U.S. Net Lease Fund IV	Private Real Estate Non-Core	220,510
EPISO IV	Private Real Estate Non-Core	213,738
Exeter Industrial Value Fund IV	Private Real Estate Non-Core	200,983
Exeter Industrial Value Fund V	Private Real Estate Non-Core	195,787
GreenOak Asia USD III	Private Real Estate Non-Core	192,420
H/2 Special Opportunities II	Private Real Estate Non-Core	181,220
H/2 Special Opportunities III	Private Real Estate Non-Core	158,906
H/2 Special Opportunities IV	Private Real Estate Non-Core	97,107
KKR RE Security Dislocation Opp ColInvest	Private Real Estate Non-Core	88,226
KKR Real Estate Credit Opp Prtnrs Agg I	Private Real Estate Non-Core	65,767
KKR Real Estate Partners Americas II	Private Real Estate Non-Core	57,111
KKR Real Estate Partners Americas III	Private Real Estate Non-Core	55,846
KKR Real Estate Partners Europe II USD	Private Real Estate Non-Core	42,404
Lone Star Real Estate Fund III	Private Real Estate Non-Core	41,262
Lone Star Real Estate Fund V	Private Real Estate Non-Core	40,620
Metropolitan Workforce Housing Fund, LLC	Private Real Estate Non-Core	38,719
NYC Asset #1 - Vanbarton (fka Emmes)	Private Real Estate Non-Core	37,456
NYC Asset #3 - Hudson	Private Real Estate Non-Core	32,739
PGIM Real Estate Capital VII	Private Real Estate Non-Core	\$ 24,912

Continued...

New York City Police Pension Funds
Schedule of Investment Expenses
Year Ended June 30, 2022

<u>Fund Manager</u>	<u>Asset Class</u>	<u>Total Fees</u>
Wellington-US MCC	U.S. Equity	\$ 233
William Blair-US SCG	U.S. Equity	6
SSGA-WorldxUS LMC MSCI Core	World ex USA	2,744,578
SSGA-WorldxUS SC MSCI	World ex USA	2,369,010
Acadian-WorldxUS SCC	World ex USA	1,958,840
ARGA-WorldxUS LMCV - Xponance	World ex USA	1,763,474
Ativo-WorldxUS ACC - Leading Edge	World ex USA	1,012,653
Baillie Gifford-WorldxUS LMCC	World ex USA	236,946
Blackcrane-WorldxUS ACC - Leading Edge	World ex USA	221,945
Causeway-WorldxUS LMCC	World ex USA	195,158
Haven-WorldxUS LMCV - Leading Edge	World ex USA	181,296
Henry James-WorldxUS LMCC - Leading Edge	World ex USA	107,628
Leading Edge Transition-WorldxUS	World ex USA	93,665
Promethos-WorldxUS ACC - Leading Edge	World ex USA	79,959
Redwood-WorldxUS LMCC - Leading Edge	World ex USA	48,624
Solstein-WorldxUS ACC - Leading Edge	World ex USA	16,393
Sprucegrove-WorldxUS LMCC	World ex USA	10,822
Walter Scott-WorldxUS LMCC	World ex USA	6,662
Xponance Transition-WorldxUS	World ex USA	258
Total Police FY 2022		\$ 372,674,364
<u>Legal Fees</u>		
Cox Castle Nicholson LLP		\$ 28,142
Day Pitney LLP		29,366
Foley and Lardner LLC		53,421
Foster Garvey PC		83,221
Foster Pepper PLLC		19,528
Morgan Lewis Bockius LLP		65,568
Pillsbury Winthrop Shaw Pittman LLP		216,482
Reinhart Boerner Van Dueren		93,173
Seward Kissel LLP		32,108
Total Legal Fees		\$ 621,009
<u>Consultant Fees</u>		
Aksia LLC		\$ 309,055
Aksia TorreyCove Partners LLC		1,272,750
MSCI - ESG Research LLC		51,179
MSCI - RiskMetrics Group		110,705
MSCI BARRA LLC		131,606
MSCI Inc.		196
MSCI-Investment Property Databank Ltd		32,184
StepStone Group, LP - Consulting Fees		341,859
The Burgiss Group		33,035
Townsend Holdings LLC		383,320
Wilshire Associates		423,689
Total Consultant Fees		\$ 3,089,577
Operating Expenses/Misc Exp		\$ 16,808,934
Total QPP Expenses		\$ 393,193,884
(In thousands)		
QPP		\$ 393,193
POVSF		1,311
PSOVSF		2,078
Total Investment Expenses, incurred by the Fund		\$ 396,582

Additional Supplementary Information

**New York City Police Pension Fund
Schedule of Pension Cost Allocation
Fiscal Year ended June 30, 2022**

Administrative Expenses:

Salaries and Fringe Benefits Paid to Plan Personnel	\$ 15,904,826
Pension Overhead Expenses	8,395,922
Total	24,300,748

Comptrollers Expenses:

Trading & other	3,568,403
Pension Division	210,990
Administration	157,931
General Administrative	94,972
Management Division	48,796
Publication	10,600
Utilities, Maintenance & Telephone	7,808
Mailroom / Non data Processing	927
Total	4,100,427

Professional Services:

OA	1,583,566
FISA	1,381,846
LAW	334,551
OPA	218,432
OMB	194,789
Total	3,713,184

Total Pension Cost Allocation	\$ 32,114,359
--------------------------------------	----------------------

This amount represents expenses incurred by the Fund and also by other City agencies. From these expenses, \$ 24,300,748 are incurred and paid by NYCPPF and the balance is incurred by other city agencies and paid by the city of New York on behalf of the Fund.

Additional Supplementary Information

**New York City Police Pension Fund
Schedule of Administrative Expenses
Fiscal Year ended June 30, 2022**

Salaries & Fringe Benefits Paid to Plan Personnel

Salaries Paid to Plan Personnel	\$ 12,527,118
Fringe Benefits Paid to Plan Personnel	3,377,708
Total Salaries	<u>15,904,826</u>

Pension Overhead Expenses

COPS 2.0	2,903,719
Contracts	3,983,537
Equipment and Furnitures	442,414
Office Services	385,117
Maintenance and Repairs	122,015
Supplies and Materials	559,120
Total Pension Overhead Expenses	<u>8,395,922</u>

Total Administrative Expenses	<u>\$ 24,300,748</u>
--------------------------------------	-----------------------------

This page is intentionally left blank



Investment Section

Part III

New York City Police Pension Fund

A Pension Trust Fund of the City of New York

Annual Comprehensive Financial Report

For the fiscal years ended June 30, 2022 and June 30, 2021

This page is intentionally left blank

Investment Report

This section is prepared by management from data provided by the Investment Managers. The Comptroller administers the Fund's investments, subject to the management and control of the Board of Trustees. The Board of Trustees has the ultimate responsibility of ensuring that all the assets of the Fund are managed prudently, in compliance with the administrative code of the City of New York and the State Retirement Social Security Laws. The Board monitors and measures market and various other risk factors associated with investments. Independent investment consultants are employed as investment advisors to the Fund. Investment managers are utilized to manage long term debt and equity portfolios and seek to increase investment returns and provide greater safety for the assets of the Fund. The performance of the investment managers is reviewed frequently to ensure that their activities in dealing securities are consistent with the best practices in the industry.

Investment Policy

Investment Policy is approved by the Board of Trustees. The New York City Comptroller is the Treasurer, Chief Custodian and Investment Advisor to the Board. The primary objective of the Board is to provide retirement and other benefits for its members.

The Board realizes that increasing investment returns will strengthen the Fund and significantly enhance benefits enjoyed by the members. Increased returns will further assure the safety of assets held in trust for pension benefits. The Investment Policy adopted by the Board of Trustees is one that minimizes credit and market risks while maintaining a competitive yield on the Fund's portfolio. All returns are time-weighted rates of return. For periods greater than one year, returns are analyzed.

Investment Philosophy

The investment philosophy of the Board is influenced by key factors that affect investment and strategy, i.e. Risk Tolerance, Returns, Diversification and Liquidity.

1-Risk Tolerance

The Board shall always act to assure that the level of investment risk in the portfolio will be prudent and not exceed levels that may jeopardize the primary objective.

2>Returns

The Board believes that over the long term there is a relationship between the level of investment risk taken and the rate of investment return realized. In order to enhance the level of returns, the assumption of a moderate level of risks is therefore reasonable and justified.

3-Diversification

The Board seeks diversification through investing in a broad array of instruments in order to reduce overall portfolio risks.

4-Liquidity

The system anticipates positive cash flow over the near and intermediate term. Liquidity requirements for payment of current and intermediate benefits will therefore not be an issue for the future.

Investment Objectives

The Board has adopted the following general investment objectives in order to enhance returns, provide greater benefits and ensure the safety of assets held in trust for benefits.

1. In recognition that obligations of the Fund will increase as a result of inflation, the Board seeks to maximize the total return on assets held in trust for pension benefits, while operating within the bounds of regulatory restrictions and prudent parameters of risk.

2. The Board also aims to protect the system from depreciation of assets during adverse market conditions and to attain a level of return that is competitive, not only with similar funds but also with the wider market. These results are attained through broad diversification, careful review of risks and emphasis on long term results.

3. The Board of Trustees, where possible and not in conflict with other provisions, is interested in increased economic activity in local communities. The Comptroller's Office has made substantial efforts to broaden the Pension Fund's activity in economically targeted investments in the City of New York. This will promote growth in communities while increasing returns. All existing targeted investments are guaranteed by government agencies and earn a rate of return commensurate with risk.

Asset Allocation

The Board's investment policy is implemented using a strategic allocation of assets that meet its objectives, while working within the confines of the Administrative Code of New York City and the State Retirement and Social Security Laws. The code authorizes the investment of Plan Assets, except equities, subject to the terms, conditions, limitations and restrictions imposed by law for investment by Savings Banks. The code imposes specific criteria for Plan investments. Fixed income investments may be made mostly in U.S. Government securities or agencies backed by the U.S Government, companies rated BBB or better by the Standard and Poor's Corporation or Moody's Investor's Services or in companies on the Legal Investments lists published by the New York State Banking Department.

Equity investments may be made only in stocks that meet the qualifications of the New York State Retirement and Social Security Laws. Short Term Investments may be made in U.S. Government Securities or other securities fully guaranteed by the Government, commercial paper rated A1 or P1 or fully collateralized repurchase agreements. Investments are made in a broad array of financial instruments; including domestic stocks, bonds and international securities, through a collective fund investment vehicle. Diversification of investments provides greater security for the assets held in trust, enabling the Fund to become stronger and to meet its obligation. The policy mix targeted asset allocation for the QPP in fiscal year 2022 included securities from the following categories: U.S. Domestic Equities 30.1%, Fixed Income 32.9% International Equities 7.4%, Emerging Markets 4.6%, Private Real Estate and Equities 17.3%, Hedge Funds 5.5% & others 2.2%. The asset allocation for POVSF consists of 64.2% in Total Equity and 35.8% in Total Fixed Income. PSOVSF consists of 63.9% in Total Equity and 36.1% in Total Fixed Income.

Results

For the fiscal year that just ended, Police Pension Fund Total Investments decreased from \$63,837,200 thousand in fiscal year 2021 to \$57,296,127 thousand in fiscal year 2022. Total assets decreased from \$65,413,306 thousand to \$58,372,975 thousand respectively, with net investment income decreasing from \$11,961,703 thousand to (\$4,405,904) thousand respectively. The total investment returns for QPP, POVSF, and PSOVSF are (7.12%), (13.48%), and (13.31%) respectively.

New York City Police Pension Fund
June 30,2022

The following are Consultants and Advisors for the various investment types:

U.S. Equities

Altravue US SCV - Legato
Ballast-US SCV - Legato
BlackRock US LMC R1000 Core
BlackRock US SCG R2000
BlackRock US SCV R2000
Bridge City US SCG - Legato
Brown Asset Mgmt US SCG
Cooke and Bieler-US MCV
Cooke and Bieler-US SCV
Dean US SCV - Legato
DFA US SCC
Earnest-US MCC
Essex US SCG - Legato
Legal General US LMCE
Lisanti US SCG - Legato
MFS-US MCG
Nicholas Investment-US SCG - Legato
PIMCO RAFI US LMCE
Pzena-US SCV
SSGA-US LC Russell TOP 200 Core
Wellington US MCC
William Blair-US SCG

International Equities

Acadian EM
Acadian EM
Acadian WorldxUS SCC
Acadian WorldxUS SCC
Algert EAFE SCC
ARGA-WorldxUS LMCV - Xponance
Ativo-WorldxUS ACC - Leading Edge
Aubrey-EM ACG - Xponance
Baillie Gifford EM
Baillie Gifford WorldxUS LMCC
Baillie Gifford WorldxUS LMCC
Blackcrane-WorldxUS ACC - Leading Edge
BlackRock MSCI EM Core
Causeway WorldxUS LMCC
Causeway WorldxUS LMCC
DFA EM
DFA EM
Dundas-EAFE ACG - Xponance
Fidelity WorldxUS SCC
Foresight-EAFE LMCV - Xponance
Haven-WorldxUS LMCV - Leading Edge
Henry James-WorldxUS LMCC - Leading Edge
Martin-EAFE ACG - Xponance
North of South-EM ACV - Xponance

Osmosis-EAFE ACV - Xponance
Parametric EM
Promethos-WorldxUS ACC - Leading Edge
Pzena-EM ACV
Redwood-EAFE ACG - Xponance
Redwood-WorldxUS LMCC - Leading Edge
Sands-EM LCG
Solstein-WorldxUS ACC - Leading Edge
Sprucegrove WorldxUS LMCC
Sprucegrove WorldxUS LMCC
SSGA WorldxUS LMC NYC Custom IDX
SSGA WorldxUS SC Custom IDX
UBS-EM ACC
Walter Scott WorldxUS LMCC
Walter Scott WorldxUS LMCC

Hedge Funds

Altimeter Partners
Caledonia Fund US
Caspian Select CF
D.E. Shaw Composite FD
DL Partners OPP LP
Florin Court Capital
Gemsstock Fund
Gresham Quant ACAR FD
GSA Trend Fund
Key Square Partners
Kontiki Onshore Fund
Luxor Capital Partners
Pharo Gaia Fund
AlphaQuest Original
SRS Partners US
Standard General Fund II
Turiya Fund
Voloridge Trading Aggressive Fund
Voloridge Fund
Voloridge Sustainability Fund Master

Private Equities

ACON Equity Partners III
Aisling Capital II, LP
Aisling Capital III, L.P.
Altaris Health Partners III, L.P.
American Securities Partners VI
American Securities Partners VII
Ampersand 2011
APAX IX USD
Apax X USD
Apollo Investment Fund V, L.P.

Continued...

**New York City Police Pension Fund
June 30,2022**

The following are Consultants and Advisors for the various investment types:

Apollo Investment Fund VI, L.P.	Constellation Venture Capital III, L.P.
Apollo Investment Fund VII, L.P.	Crestview III SC
Apollo Investment Fund VIII	Crestview IV Side Car
Apollo IX	Crestview Partners II, L.P.
Ardian Secondary VI	Crestview Partners IV
Ares Corporate Opportunities Fund I	Crestview PRTNR III
Ares Corporate Opportunities Fund II	CVC Capital Partners VI
Ares Corporate Opportunities Fund III	CVC Capital Partners VIII A
Ares Corporate Opportunities Fund IV	CVC European Equity Partners III, L.P.
Ares Corporate Opportunities Fund V	CVC European Equity Partners V, L.P. (Global)
Arlington Capital Partners II, L.P.	CVC VII
ASF VI Co-Invest	Cypress Merchant Banking Partners II, L.P.
ASF VII	EQT IX Co-Invest
ASF VII Side Car	EQT IX USD
ASF VIII B	EQT VI
ASF VIII B Co-Invest	EQT VII
Atlantic Equity Partners IV, L.P.	EQT VIII
Avista Capital Partners II, L.P.	EQT VIII CO-INVEST
Avista Capital Partners, L.P.	Euro Choice III L.P.
AXA Secondary Fund V B L.P.	Euro Choice IV L.P. (Global)
BC European Capital IX	Falconhead Capital Partners II, L.P.
BC Partners XI	FdG Capital Partners II LP
BC Partners XI Co-Invest	First Reserve Fund XI, L.P.
BC PRTNR X	First Reserve Fund XII, L.P.
BC Prtnr X - SC	FirstMark IV, L.P.
BDCM Opportunity Fund III, L.P.	FS Equity Partners V, L.P.
Blackstone Capital Partners IV, L.P.	FS Equity Partners VI, L.P.
Blackstone Capital Partners V, L.P.	FTV IV
Blackstone Capital Partners VI, L.P.	FTV V
Blackstone Capital Partners VIII	FTV VI
Blue Wolf Capital Fund II	FTV VII
Bridgepoint EUR V	FTV VII Co-Investment
Bridgepoint EUR V SC	FTVENTURES III
Bridgepoint Europe IV	GCM Emerging Manager Fund
Bridgepoint VI	GEI VII
Bridgepoint VI CO-INV	GF Capital Private Equity Fund, L.P.
Carlyle Acosta	GI Partners Fund III
Carlyle Partners V, L.P.	Gleacher Mezzanine Fund II
Carlyle Partners VI, L.P.	Grain Communications Opportunity FD III
Catterton Partners VI, L.P.	Grain Comm Opp Fd II
Centerbridge Cap III	Green Equity Investors VI
Centerbridge Capital Partners IV	Green Equity Investors VIII
Centerbridge Capital Partners IV Co-Inv	Green Equity Investors VIII Co-Invest
Clearlake Capital Partners VI	Grey Mountain Partners Fund III, LP
Clearlake Capital Partners VII	GSO Capital Opportunities Fund, L.P.
Coller International Partners V, L.P.	HarbourVest Centre Street Co-Investment
ComVest Investment Partners III, L.P.	Heartwood Partners II
ComVest Investment Partners IV, L.P.	Heartwood Partners III

Continued...

New York City Police Pension Fund
June 30,2022

The following are Consultants and Advisors for the various investment types:

Hg Genesis 9 A	Onex Partners III LP
Hg N1 Co-Invest	Paladin III, L.P.
Highland Consumer Fund I	Palladium Equity Partners III, L.P.
ICG Strategic Equity Co-Invest Fund IV	Palladium Equity Partners IV
ICG Strategic Equity Fund IV	Palladium V
ICV Partners III, L.P.	Patriot III
ICV PTR IV	Patriot Partners II
Incline Equity Partners III, L.P.	PCG Clean Energy Tech Fund East, L.P.
Insight Partners XII	Pegasus Partners IV, L.P.
Insight Partners XII Buyout Annex Fund	Pegasus Partners V, L.P.
Intermedia Partners VII, L.P.	Permira IV
JP Morgan Fleming, L.P.	Pine Brook Capital Partners
KKR Americas Fund XII	Platinum Equity Capital Partners-C III
KKR Asian Fund IV	Platinum Equity V
KKR Europe V	PECP V Co-Investment
KKR North America Fund XIII SCSP	Platinum Equity Capital Partners IV
Landmark Equity Partners XIII	Platinum Equity Titan IV Co-Investors
Landmark Equity Partners XIV	Platinum Equity Small Cap Fund
Landmark Equity Partners XV	PSG V
Landmark - NYC Fund I	Quaker BioVentures II, L.P.
Levine Leichtman Capital Partners IV LP	Raine Partners II
Lexington Capital Partners VIII	Raine Partners III
Lexington Capital Partners VII	Reverence Capital Partners II
Lexington Capital Partners IX	Reverence Capital Partners II Co-Invest
Lexington Capital Partners IX Co-Invest	Reverence Capital Partners III
Lexington Capital Partners X Co-Invest	Reverence Capital Partners III Co-Invest
Lincolnshire Equity Fund II, L.P.	Riverstone/Carlyle Global Energy&PowerIV
Lincolnshire Equity Fund III, L.P.	RRE Ventures IV, L.P.
Lincolnshire Equity Fund IV, L.P.	Scale Venture Partners III, LP
Lindsay Goldber V	SCP Private Equity Partners II, L.P.
Markstone Capital Partners, L.P.	SCP Vitalife Partners II, L.P.
Medica III Investments (Intl) L.P.	Siris Partners III
MidOcean Partners III, L.P.	Siris Partners IV
Milestone Partners III, LP	Snow Phipps Group, L.P.
Mill City Capital II	Snow Phipps II, L.P.
Montreux Equity Partners IV L.P.	Stellex Capital Management LP
NB Co-Investment Partners LP	Stellex Capital Partners II
NB Strategic Co - Invest II, LP	Summit Partners Growth Equity VIII-A
New Mainstream Capital II	The Fourth Cinven Fund
New Mountain Partners II, L.P.	The Resolute Fund V
New Mountain Partners III, L.P.	Thoma Bravo Fund XV
NGN BioMed Opportunity II, L.P.	Thoma Bravo XV Co-Invest
NMS Fund III	Thomas, McNerney & Partners II
NorthBound Emerging Manager Custom Fund	Trident V, L.P.
NYC-NorthBound Emerging Managers Program	Trilantic Capital Partners IV L.P.
Olympus Capital Asia III	Trilantic Capital Partners V L.P.
Olympus Growth Fund VI, L.P.	Trilantic Capital VI
One Rock Capital Partners III	United States Power Fund III, L.P.

Continued...

New York City Police Pension Fund
June 30,2022

The following are Consultants and Advisors for the various investment types:

US Power Fund II	Blackstone REP EUR III
Valor Equity III	Blackstone REP IV
Valor Equity Partners V	Blackstone REP VI
Valor IV	Blackstone REP VII
Vista Equity Partners Fund IV	Brookfield Premier Real Estate Partners
Vista Equity Partners Fund III	Brookfield STRA RE III
Vista Equity Partners Fund V	Brookfield Strat RE Partners
Vista Foundation Fund II	Brookfield Strategic RE Partners IV-B
Vista Equity Partners Fund VI	Canyon Johnson Urban Fd III
Vista Equity Partners Fund VII	Carlyle Property Investors
Vistria Fund III	Carlyle Reality Fund VII
Vistria Fund IV	Carlyle Realty V
Warburg Pincus	Carlyle Realty VI
Warburg Pincus Financial Sector II	CIREP Centre Street
Warburg Pincus Private Equity XI, LP	City Investment Fund
Warburg Pincus XII	Colony Investors VIII
WCAS XII	Cortland Growth and Income
WCAS XIII	DIVCO WEST FD III
Webster Capital III	DIVCO WEST FD IV
Wellspring Capital Partners V, L.P.	DivcoWest Fund V, LP
WCAS XI	Divcowest Fund VI-A
WP Global Growth	DRA G&I Fund IX, LLC
Yucaipa American Alliance Fund I, L.P.	DRA Growth and Income Fund X
Yucaipa American Alliance Fund II, LP	Elmtree U.S. Net Lease Fund IV
Yucaipa Corporate Initiatives Fund II LP	EMMES
	Exeter Industrial Core Fund III
	Exeter Core Industrial Club Fund II
	Exeter Industrial Value Fund V
	Exeter Value Fnd IV
	GREENOAK ASIA USD III
	H/2 SO MANAGER IV, LP
	H/2 Special Opp Fund III
	H/2 Special Opportunities Fund II
	Harrison Core Prop
	Harrison Core Prop SC
	Heitman America RE Trust
	Heitman Credit
	Hudson SEP AC
	Jamestown Premier Property Fund
	JP Morgan Special Situation Property
	JPMC Strategic Property Fund
	Kayne Anderson Core Real Estate
	KKR RE Security Dislocation Opp ColInvest
	KKR Real Estate Credit Opp Prtnrs Agg I
	KKR Real Estate Partners Americas II
	KKR Real Estate Partners Americas III
	KKR Real Estate Partners Europe II USD
	LaSalle US Property Fund

Private Real Estate

Aermont Fund IV
AG Realty Fund VII (Global)
Almanac Realty Securities VIII
Almanac Realty Securities VI
Almanac Realty Securities VII
Almanac Realty Securities VII SideCar
Almanac Realty Securities VIII SideCar
Almanac Realty Securities IX
Amer Value Ptnrs I LP
Ares European RE Fund III
Ares RE FD V (fka Apollo RE Fund V)
Almanac Realty Securities VI SideCar
Artemis Co-Investment
Artemis Income & Growth
Big Real Estate Fund I
Big Real Estate Fund II
Ares Industrial Real Estate Fund
Blackstone Europe IV
Blackstone RE EUR VI
Blackstone RE PTNRS IX
Blackstone Real Estate VIII

Continued...

New York City Police Pension Fund
June 30,2022

The following are Consultants and Advisors for the various investment types:

LBA Logistics Value Fund IX
Lion Industrial Trust
Lone Star RE FD III
Lone Star Real Estate Fund V
Metlife Core Property
Metropolitan Workforce Housing Fund
PGIM Real Estate Capital VII
Pramerica VI LP
Prisa
Prudential Prisa II
Prisa III
Prologis Targeted U.S. Logistic Fund
PW Real Estate Fund III LP
NYC Asset 2 - Related
Rialto Real Estate Fund IV - Debt
RREEF America REIT II
Silverpeak Legacy Partners III(Lehman REP III)
Stockbridge Real Estate Fund III
Taconic NYC Investmt Fd
Thor Urban Property Fd II
TPG RE Thematic Advantage Core-Plus IV
Tristan Euro Property
UBS Trumbull Property Fd
USAA Eagle Real Estate Feeder 1
Walton ST REF VI (Global)
Westbrook Fund VII
Westbrook Fund XI
Westbrook RE X CO-INV
Westbrook Real Estate Fund VIII

Infrastructure

Actis Energy IV
Ardian Infr Fund V
Ardian Infra Fund V Co-Invest Eden
ASF VII Infrastructure B
ASF VIII Infrastructure B
Basalt Infrastructure Partners III A
BIF III COINV
BIF IV Co-Invest Snow
BIS NYC Infra Emerging Manager Opp Fund
Brookfield Infr Fd II
Brookfield Infra IV-B
EIG Energy Ptnrs Gbl Private Debt FD A
EQT INF III
EQT Infrastructure IV
EQT Infra IV Co-Inv F SCSP Connect
EQT Infra IV Co-Inv G SCSP Lightspeed
EQT Infra IV Co-Inv Saber

EQT Infrastructure V NO.2 SCSP
Global Energy & Power Infra Fund II
Global Energy & Power Infra Fund III
Global Infr PTR IV-A/B
Global Infrastructure MGMT LLC
IFM GL Infrastructure
Infrastructure-BIF III
InfraVia European Fund V
KKR Global Infrastructure Investors IV
KKR Infra III
Stonepeak Infrastructure Fund IV
Stonepeak Infra IV Co-Invest Tiger
Total Axium North America

NYC Fixed Income

400 Capital Centre Street
Advent Convertible Bonds
AFL-CIO Housing Investment Trust
Angelo Gordon Ct St Ptnrs
Apollo Centre Street Partnership
Ares Centre Street Partnership
Ave Special Situation Fund VI
Barings Bank Loans
BlackRock Corporate
BlackRock LI Treasury
BlackRock Mortgages
BlackRock TIPS
BOA PPAR FNMA
BOA PPAR GNMA
Brigade High Yield
Brightwood Capital Advisors FD IV, LP
Brightwood Capital Advisors III, LP
Brightwood Capital Fund V
CFSB PPAR FNMA
CFSB PPAR GNMA
Citibank PPAR FNMA
Citibank PPAR GNMA
Contrarian Partnership, L.P
CPC Construction Facility
CPC PPAR FNMA
Credit Suisse Bank Loans
Eaton Vance High Yield
ECLF PPAR FNMA
FCO MA Centre Street II ER
FCO MA Centre Street II EXP ER
Fidelity Corporate
Fortress Ctr St Ptnrs
GCM Grosvenor NYCRS Emerging OFI Manager

Continued...

**New York City Police Pension Fund
June 30,2022**

The following are Consultants and Advisors for the various investment types:

GIA-Core Plus
Golden Tree OD
ICG Centre Street Partnership
JPMC PPAR FNMA
KKR NYC Credit A & B
KKR NYC Credit C
LIIF PPAR FNMA
LIIF PPAR GNMA
LISC PPAR FNMA
LM Capital-Core Plus
Lone Star Fd VIII
Mackay Shields High Yield
Maranon Partnership
Marathon Centre Street Partnership, L.P.
NCBCI PPAR FNMA
NCBCI PPAR GNMA
Neuberger Berman High Yield
Neuberger Berman-Corporate
NHS PPAR GNMA
Nomura High Yield
Oak Hill Centre Street Partnership
Oaktree High Yield
Oaktree Opp Fd IX
Pinebridge Bank Loans
Prudential Corporate
Pugh-CorePlus
RBC Access MBS
Shenkman High Yield
SSGA IT Treasury 1-10Y
SSGA LI Treasury
SSGA LT Treasury 10Y Plus
SSGA ST Treasury 1-3Y
SSGA TIPS
Stone Harbor High Yield
T Rowe Price High Yield
T Rowe Price-Corporate
Taplin Corporate
Targeted Investment
Torchlight Debt Opp V
Torchlight Debt Opp VI
Torchlight Debt Opportunity Fund VII
Victory Convertible Bonds
Voya-Corporate
Wellington Mortgages
Wells Fargo PPAR FNMA

Consolidated Performance Report

Through June 30, 2022



	Market Value (\$MM)	% of Total	3 Month	FTD	CYTD	FYE 2021	CYE 2021	CYE 2020	CYE 2019	1 Year	3 Year	5 Year	10 Year	ITD	Inception Date
SYSTEM RETURN SUMMARY															
5 POLICE-TOTAL PORTFOLIO - GROSS	47,036	100.00	(848)	(6.71)	(11.34)	26.73	14.61	15.00	17.63	(6.71)	7.43	7.82	8.72	8.52	07/01/1987
POLICE - ESTIMATED INVESTMENT FEES			(0.12)	(0.46)	(0.20)	(0.36)	(0.50)	(0.25)	(0.26)	(0.46)	(0.36)	(0.30)			
EST MANAGEMENT FEES - PUBLIC MARKET (ACCRUAL)			(0.02)	(0.11)	(0.05)	(0.12)	(0.12)	(0.11)	(0.11)	(0.11)	(0.11)	(0.11)			
EST MANAGEMENT FEES - ALTERNATIVE MARKETS (CASH)			(0.10)	(0.35)	(0.15)	(0.24)	(0.38)	(0.14)	(0.15)	(0.35)	(0.25)	(0.19)			
EST INCENTIVE FEES															
EST OTHER FEES															
EST FEE OFFSETS															
POLICE-TOTAL PORTFOLIO - NET MGR			(860)	(7.17)	(11.54)	26.37	14.11	14.76	17.41	(7.17)	7.08	7.52			
POLICE POLICY BENCHMARK			(1007)	(8.84)	(13.01)	27.03	13.62	15.50	18.89	(8.84)	6.75	7.29	8.45		
EXCESS RETURN			1.47	1.67	1.47	(0.67)	0.49	(0.74)	(1.48)	1.67	0.33	0.22	0.27		
EQUITY RETURN DETAIL															
18 POLICE-TOTAL EQUITY (INCLUDES ALTERNATIVES & REITS) - GROSS	31,563	67.10	(957)	(5.73)	(11.85)	37.93	20.72	16.91	21.53	(5.73)	10.21	10.15	11.23	8.49	04/01/2004
ESTIMATED INVESTMENT FEES			(0.16)	(0.64)	(0.27)	(0.49)	(0.70)	(0.29)	(0.33)	(0.64)	(0.47)	(0.39)			
EST MANAGEMENT FEES			(0.16)	(0.64)	(0.27)	(0.49)	(0.70)	(0.29)	(0.33)	(0.64)	(0.47)	(0.39)			
EST INCENTIVE FEES															
EST OTHER FEES															
EST FEE OFFSETS															
POLICE-TOTAL EQUITY (INCLUDES ALTERNATIVES & REITS) - NET MGR			(973)	(6.37)	(12.11)	37.44	20.02	16.63	21.24	(6.37)	9.74	9.77			
26 POLICE-TOTAL EQUITY - GROSS	20,011	42.54	(1547)	(16.89)	(20.50)	43.69	18.47	19.15	27.51	(16.89)	6.98	7.97	10.29	8.67	08/01/1993
ESTIMATED INVESTMENT FEES			(0.03)	(0.12)	(0.06)	(0.22)	(0.19)	(0.18)	(0.18)	(0.12)	(0.16)	(0.16)			
EST MANAGEMENT FEES			(0.03)	(0.12)	(0.06)	(0.22)	(0.19)	(0.18)	(0.18)	(0.12)	(0.16)	(0.16)			
EST INCENTIVE FEES															
EST OTHER FEES															
EST FEE OFFSETS															
POLICE-TOTAL EQUITY - NET MGR			(1550)	(17.01)	(20.56)	43.47	18.28	18.97	27.33	(17.01)	6.82	7.81			
34 POLICE-TOTAL DOMESTIC EQUITY - GROSS	14,140	30.06	(1577)	(12.75)	(19.74)	44.06	25.26	18.72	30.01	(12.75)	9.48	10.30	12.43	10.98	12/01/1984
ESTIMATED INVESTMENT FEES			(0.02)	(0.07)	(0.03)	(0.12)	(0.11)	(0.11)	(0.11)	(0.07)	(0.09)	(0.09)			
POLICE-TOTAL DOMESTIC EQUITY - NET MGR			(1579)	(12.81)	(19.76)	43.94	25.15	18.61	29.91	(12.81)	9.39	10.21			
RUSSELL 3000 (DAILY)			(1670)	(13.87)	(21.10)	44.16	25.66	20.89	31.02	(13.87)	9.77	10.60	12.57	11.08	
EXCESS RETURN			0.91	1.05	1.33	(0.23)	(0.51)	(2.27)	(1.11)	1.05	(0.39)	(0.39)	(0.14)	(0.11)	
44 POLICE-TOTAL SMALL CAP ACTIVE - GROSS	745	1.59	(1695)	(22.46)	(23.79)	51.37	14.55	24.01	23.89	(22.46)	4.48	5.95	10.42	8.03	04/01/2004
ESTIMATED INVESTMENT FEES			(0.13)	(0.51)	(0.24)	(1.14)	(0.85)	(0.86)	(0.70)	(0.51)	(0.71)	(0.67)			
POLICE-TOTAL SMALL CAP ACTIVE - NET MGR			(1708)	(22.98)	(24.03)	50.23	13.70	23.15	23.19	(22.98)	3.77	5.28			
RUSSELL 2000 (DAILY)			(1720)	(25.20)	(23.43)	62.03	14.82	19.96	25.52	(25.20)	4.21	5.17	9.35	7.41	
EXCESS RETURN			0.11	2.22	(0.60)	(11.80)	(1.12)	3.19	(2.34)	2.22	(0.44)	0.11	1.06	0.63	

Calculations of the rate of return for investments were prepared using annualized rates of return

Consolidated Performance Report

Through June 30, 2022



	Market Value (\$MM)	% of Total	3 Month	FTD	CYTD	FYE 2021	CYE 2021	CYE 2020	CYE 2019	1 Year	3 Year	5 Year	10 Year	ITD	Inception Date
EQUITY RETURN DETAIL															
56	POLICE-TOTAL SMALL CAP PASSIVE - GROSS	23	0.06	(16.33)	(17.49)	(20.82)	68.76	27.88	15.48	28.07	(17.49)	7.58	8.32	8.67	10/01/2013
	ESTIMATED INVESTMENT FEES			(0.00)	(0.00)	0.00	(0.01)	(0.01)	(0.00)	(0.01)	(0.00)	(0.00)	(0.00)		
	POLICE-TOTAL SMALL CAP PASSIVE - NET MGR			(16.33)	(17.49)	(20.82)	68.76	27.87	15.48	28.06	(17.49)	7.58	8.32		
	RUSSELL 2000 (DAILY)			(17.20)	(25.20)	(23.43)	62.03	14.82	19.96	25.52	(25.20)	4.21	5.17	6.86	
	EXCESS RETURN			0.87	7.70	2.61	6.73	13.05	(4.48)	2.54	7.70	3.37	3.15	1.82	
66	POLICE-TOTAL MIDCAP - GROSS	1,102	2.34	(16.66)	(24.24)	(25.56)	44.23	10.72	26.32	30.17	(24.24)	3.27	4.93	10.10	7.67 04/01/2004
	ESTIMATED INVESTMENT FEES			(0.05)	(0.29)	(0.10)	(0.84)	(0.74)	(1.19)	(1.01)	(0.29)	(0.65)	(0.70)		
	POLICE-TOTAL MIDCAP - NET MGR			(16.72)	(24.52)	(25.66)	43.39	9.99	25.13	29.16	(24.52)	2.61	4.23		
	RUSSELL MIDCAP (DAILY)			(16.85)	(17.30)	(21.57)	49.80	22.58	17.10	30.54	(17.30)	6.59	7.96	11.29	9.23
	EXCESS RETURN			0.13	(7.22)	(4.09)	(6.41)	(12.60)	8.03	(1.38)	(7.22)	(3.98)	(3.74)	(1.19)	(1.56)
86	POLICE-TOTAL RUSSELL 1000 ACTIVE - GROSS	2,879	6.12	(13.15)	(8.63)	(14.32)	45.83	25.83	6.89	23.96	(8.63)	7.96	8.33	11.44	8.31 04/01/2004
	ESTIMATED INVESTMENT FEES			(0.02)	(0.09)	(0.04)	(0.14)	(0.12)	(0.12)	(0.11)	(0.09)	(0.10)	(0.11)		
	POLICE-TOTAL RUSSELL 1000 ACTIVE - NET MGR			(13.17)	(8.71)	(14.36)	45.69	25.71	6.77	23.84	(8.71)	7.86	8.22		
	RUSSELL 1000 (DAILY)			(16.67)	(13.04)	(20.94)	43.07	26.45	20.96	31.43	(13.04)	10.17	11.00	12.82	9.09
	EXCESS RETURN			3.50	4.32	6.58	2.62	(0.74)	(14.19)	(7.58)	4.32	(2.32)	(2.78)	(1.38)	(0.79)
96	POLICE-TOTAL RUSSELL 1000 PASSIVE - GROSS	6,779	14.41	(16.35)	(12.66)	(20.65)	42.97	26.46	21.20	31.43	(12.66)	10.38		10.67	04/01/2018
	ESTIMATED INVESTMENT FEES			(0.00)	(0.00)	(0.00)	(0.00)	(0.00)	(0.00)	(0.00)	(0.00)	(0.00)		(0.00)	
	POLICE-TOTAL RUSSELL 1000 PASSIVE - NET MGR			(16.35)	(12.66)	(20.65)	42.96	26.46	21.20	31.43	(12.66)	10.37		10.66	
	RUSSELL 1000 (DAILY)			(16.67)	(13.04)	(20.94)	43.07	26.45	20.96	31.43	(13.04)	10.17		10.42	
	EXCESS RETURN			0.32	0.38	0.30	(0.11)	0.01	0.23	0.05	0.18	0.20		0.24	
106	POLICE-TOTAL RUSSELL TOP 200 PASSIVE - GROSS	2,517	5.35	(17.29)	(12.19)	(21.37)	40.72	27.79	22.45	31.75	(12.19)	11.19		11.53	05/01/2018
	ESTIMATED INVESTMENT FEES			(0.00)	(0.00)	(0.00)	(0.01)	(0.01)	(0.01)	(0.00)	(0.00)	(0.01)		(0.01)	
	POLICE-TOTAL RUSSELL TOP 200 PASSIVE - NET MGR			(17.29)	(12.19)	(21.37)	40.71	27.79	22.44	31.74	(12.19)	11.18		11.52	
	RUSSELL TOP 200 INDEX (DAILY)			(16.61)	(11.46)	(20.73)	40.81	27.90	22.37	31.75	(11.46)	11.50		11.74	
	EXCESS RETURN			(0.68)	(0.73)	(0.64)	(0.10)	(0.11)	0.07	(0.01)	(0.73)	(0.32)		(0.22)	
116	POLICE-TOTAL FUND OF FUNDS - GROSS	89	0.19	(11.88)	(16.87)	(19.54)	67.75	25.65	20.00	23.95	(16.87)	8.76	8.28	8.14	05/01/2017
	ESTIMATED INVESTMENT FEES			(0.18)	(0.48)	(0.26)	(0.94)	(0.70)	(0.60)	(0.62)	(0.48)	(0.59)	(0.57)	(0.58)	
	POLICE-TOTAL FUND OF FUNDS - NET MGR			(12.06)	(17.35)	(19.80)	66.81	24.95	19.40	23.33	(17.35)	8.17	7.71	7.56	
	RUSSELL 2000 (DAILY)			(17.20)	(25.20)	(23.43)	62.03	14.82	19.96	25.52	(25.20)	4.21	5.17	5.27	
	EXCESS RETURN			5.14	7.85	3.63	4.78	10.13	(0.56)	(2.19)	7.85	3.96	2.54	2.29	

Calculations of the rate of return for investments were prepared using annualized rates of return

Consolidated Performance Report

Through June 30, 2022



	Market Value (\$MM)	% of Total	3 Month	FTD	CYTD	FYE 2021	CYE 2021	CYE 2020	CYE 2019	1 Year	3 Year	5 Year	10 Year	ITD	Inception Date
EQUITY RETURN DETAIL															
128 POLICE-TOTAL WORLD ex-USA - GROSS	3,457	7.35	(1540)	(24.45)	(23.69)	41.24	7.78	22.39	25.50	(24.45)	2.91	4.10	7.02	5.62	04/01/2004
ESTMATED INVESTMENT FEES			(005)	(0.18)	(0.09)	(0.33)	(0.26)	(0.28)	(0.30)	(0.18)	(0.24)	(0.25)			
EST MANAGEMENT FEES			(005)	(0.18)	(0.09)	(0.33)	(0.26)	(0.28)	(0.30)	(0.18)	(0.24)	(0.25)			
EST INCENTIVE FEES															
EST OTHER FEES															
EST FEE OFFSETS															
POLICE-TOTAL WORLD ex-USA - NET MGR			(1545)	(24.62)	(23.78)	40.90	7.52	22.11	25.20	(24.62)	2.67	3.85			
WORLD EX-USA CUSTOM BM			(1515)	(17.73)	(19.54)	34.82	12.39	8.32	22.91	(17.73)	1.72	2.60	5.86	4.92	
EXCESS RETURN			(030)	(6.90)	(4.24)	6.09	(4.87)	13.79	2.30	(6.90)	0.95	1.25	1.16	0.70	
138 POLICE-TOTAL TOTAL WORLD ex-USA LARGE & MID ACTIVE - GROSS	2,570	5.46	(1497)	(25.71)	(24.32)	40.86	5.59	26.25	26.54	(25.71)	3.01	4.68		4.32	11/01/2013
ESTMATED INVESTMENT FEES			(006)	(0.20)	(0.10)	(0.39)	(0.29)	(0.35)	(0.35)	(0.20)	(0.28)	(0.29)		(0.29)	
POLICE-TOTAL TOTAL WORLD ex-USA LARGE & MID ACTIVE - NET MGR			(1503)	(25.91)	(24.42)	40.47	5.30	25.91	26.19	(25.91)	2.73	4.39		4.03	
NYCCUSTOM WORLD EX-USA LG & MID ACT INDEX			(1466)	(16.76)	(18.76)	33.60	12.62	7.59	22.49	(16.76)	1.70	2.64		2.74	
EXCESS RETURN			(038)	(9.15)	(5.66)	6.87	(7.32)	18.32	3.70	(9.15)	1.03	1.74		1.29	
148 POLICE-TOTAL TOTAL WORLD ex-USA SMALL CAP ACTIVE - GROSS	297	0.63	(1812)	(23.11)	(23.95)	54.91	19.17	19.53	22.73	(23.11)	5.62	4.39		6.97	05/01/2013
ESTMATED INVESTMENT FEES			(007)	(0.25)	(0.12)	(0.51)	(0.39)	(0.36)	(0.55)	(0.25)	(0.35)	(0.41)			
POLICE-TOTAL TOTAL WORLD ex-USA SMALL CAP ACTIVE - NET MGR			(1819)	(23.35)	(24.07)	54.40	18.78	19.17	22.18	(23.35)	5.26	3.98			
S&PEPAC SMALL CAF USD NET			(1759)	(26.27)	(25.52)	42.23	8.06	13.78	23.71	(26.27)	0.22	0.96		4.54	
EXCESS RETURN			(059)	2.92	1.45	12.17	10.72	5.38	(1.53)	2.92	5.04	3.03		2.43	
158 POLICE-TOTAL TOTAL WORLD ex-USA SMALL CAP PASSIVE - GROSS	251	0.53	(1770)	(22.69)	(23.56)	42.54	11.31	13.22	25.70	(22.69)	2.34	2.57		4.54	02/01/2014
ESTMATED INVESTMENT FEES			(001)	(0.02)	(0.01)	(0.04)	(0.03)	(0.04)	(0.03)	(0.02)	(0.03)	(0.03)		(0.03)	
POLICE-TOTAL TOTAL WORLD ex-USA SMALL CAP PASSIVE - NET MGR			(1770)	(22.71)	(23.58)	42.50	11.27	13.18	25.67	(22.71)	2.31	2.54		4.51	
WORLD EX USA SC PASSIVE CUSTOM BM			(1794)	(23.02)	(23.87)	42.28	11.14	12.78	25.41	(23.02)	1.97	2.29		4.20	
EXCESS RETURN			0.23	0.31	0.29	0.21	0.14	0.40	0.25	0.11	0.35	0.25		0.32	
168 POLICE-TOTAL TOTAL WORLD ex-USA LARGE & MID CAP PASSIVE - GROSS	339	0.72	(1444)	(16.31)	(18.42)	34.02	12.91	8.10	22.76	(16.31)	2.10	2.98	5.82	4.02	02/01/2011
ESTMATED INVESTMENT FEES			(000)	(0.01)	(0.00)	(0.02)	(0.01)	(0.01)	(0.01)	(0.01)	(0.01)	(0.01)			
POLICE-TOTAL TOTAL WORLD ex-USA LARGE & MID CAP PASSIVE - NET MGR			(1444)	(16.32)	(18.42)	34.01	12.90	8.09	22.75	(16.32)	2.09	2.97			
NYCCUSTOM WORLDEX US INDEX			(1466)	(16.76)	(18.76)	33.60	12.62	7.59	22.49	(16.76)	1.70	2.66	5.53	3.70	
EXCESS RETURN			0.22	0.43	0.34	0.40	0.28	0.50	0.25	0.43	0.39	0.31	0.28	0.32	

Calculations of the rate of return for investments were prepared using annualized rates of return

Consolidated Performance Report

Through June 30, 2022



	Market Value (\$MM)	% of Total	3 Month	FTD	CYTD	FYE 2021	CYE 2021	CYE 2020	CYE 2019	1 Year	3 Year	5 Year	10 Year	ITD	Inception Date	
EQUITY RETURN DETAIL																
180	POLICE-EMERGING MARKETS - GROSS	2,155	4.58	(1363)	(27.22)	(19.78)	45.57	(0.85)	16.54	18.09	(27.22)	(0.51)	1.66	3.32	6.25	11/01/1996
	ESTIMATED INVESTMENT FEES			(009)	(0.30)	(0.16)	(0.58)	(0.42)	(0.39)	(0.32)	(0.30)	(0.36)	(0.33)			
	POLICE-EMERGING MARKETS - NET MGR			(1371)	(27.52)	(19.94)	44.99	(1.27)	16.15	17.77	(27.52)	(0.88)	1.33			
	MSC EMERGING MARKETS			(1145)	(25.28)	(17.63)	40.90	(2.54)	18.31	18.42	(25.28)	0.57	2.18	3.06		
	EXCESS RETURN			(227)	(2.24)	(2.31)	4.08	1.27	(2.16)	(0.65)	(2.24)	(1.44)	(0.85)	0.25		
190	POLICE-EMERGING MARKETS ACTIVE - GROSS	1,873	3.99	(1396)	(27.57)	(20.14)	46.38	(0.67)	15.23	17.73	(27.57)	(1.11)	1.38	3.40	6.94	04/01/2004
	ESTIMATED INVESTMENT FEES			(010)	(0.34)	(0.18)	(0.71)	(0.48)	(0.53)	(0.47)	(0.34)	(0.45)	(0.44)			
	POLICE-EMERGING MARKETS ACTIVE - NET MGR			(1406)	(27.91)	(20.32)	45.68	(1.15)	14.70	17.32	(27.91)	(1.56)	0.94			
	MSC EMERGING MARKETS			(1145)	(25.28)	(17.63)	40.90	(2.54)	18.31	18.42	(25.28)	0.57	2.18	3.06	6.60	
	EXCESS RETURN			(261)	(2.62)	(2.70)	4.77	1.39	(3.61)	(1.11)	(2.62)	(2.13)	(1.24)	0.34	0.34	
200	POLICE-EMERGING MARKETS PASSIVE - GROSS	277	0.59	(1131)	(24.78)	(17.22)	40.69	(2.08)	17.29	18.79	(24.78)	0.63	2.25	3.21	1.11	04/01/2011
	ESTIMATED INVESTMENT FEES			(000)	(0.01)	0.00	(0.03)	(0.02)	(0.03)	(0.03)	(0.01)	(0.02)	(0.03)			
	POLICE-EMERGING MARKETS PASSIVE - NET MGR			(1131)	(24.79)	(17.22)	40.66	(2.10)	17.27	18.76	(24.79)	0.61	2.22			
	MSC EMERGING MARKETS			(1145)	(25.28)	(17.63)	40.90	(2.54)	18.31	18.42	(25.28)	0.57	2.18	3.06	1.04	
	EXCESS RETURN			0.14	0.49	0.41	(0.24)	0.44	(1.04)	0.34	0.49	0.05	0.04	0.14	0.07	
210	POLICE-TOTAL INTERNATIONAL FUND OF FUND - GROSS	260	0.55	(1492)	(22.33)	(22.06)	38.06	9.67	16.22	25.71	(22.33)	2.35	3.72	4.28	05/01/2017	
	ESTIMATED INVESTMENT FEES			(010)	(0.37)	(0.18)	(0.77)	(0.60)	(0.64)	(0.62)	(0.37)	(0.54)	(0.53)	(0.53)		
	POLICE-TOTAL INTERNATIONAL FUND OF FUND - NET MGR			(1502)	(22.69)	(22.24)	37.28	9.07	15.58	25.10	(22.69)	1.81	3.19	3.75		
	MSC ACWI EX USA IMI NET			(1428)	(19.86)	(19.08)	37.18	8.53	11.12	21.63	(19.86)	1.55	2.50	3.10		
	EXCESS RETURN			(073)	(2.84)	(3.16)	0.11	0.55	4.46	3.47	(2.84)	0.26	1.22	0.65		

Calculations of the rate of return for investments were prepared using annualized rates of return

Consolidated Performance Report

Through June 30, 2022



	Market Value (\$MM)	% of Total	3 Month	FYTD	CYTD	FYE 2021	CYE 2021	CYE 2020	CYE 2019	1 Year	3 Year	5 Year	10 Year	ITD	Inception Date
ALTERNATIVE EQUITY RETURN DETAIL															
228 POLICE-TOTAL HEDGE FUNDS* - NET MGR	2,575	5.48	(274)	0.17	(1.79)	13.65	5.91	16.91	5.49	0.17	6.58	6.64	5.54	4.80	07/01/2011
HFR FUND OF FUNDS COMPOSITE INDEX + 1%			(364)	(4.49)	(6.06)	19.46	7.23	11.98	9.47	(4.40)	4.99	4.67	4.79	4.00	
EXCESS RETURN			0.90	4.66	4.27	(5.82)	(1.32)	4.93	(3.98)	4.66	1.59	1.97	0.76	0.80	
238 POLICE-TOTAL DIRECT HEDGE FUNDS* - NET MGR	2,575	5.48	(274)	0.21	(1.79)	13.62	5.95	17.67	5.46	0.21	6.77	6.88	5.73	5.62	01/01/2012
HFR FUND OF FUNDS COMPOSITE INDEX + 1%			(364)	(4.49)	(6.06)	19.46	7.23	11.98	9.47	(4.40)	4.99	4.67	4.79	4.70	
EXCESS RETURN			0.90	4.70	4.27	(5.85)	(1.28)	5.69	(4.01)	4.70	1.78	2.21	0.94	0.92	
248 POLICE-TOTAL PERMAL HEDGE FUNDS* - NET MGR						17.98									
HFR FUND OF FUNDS COMPOSITE INDEX + 1%			(364)	(4.49)	(6.06)	19.46	7.23	11.98	9.47	(4.40)	4.99	4.67	4.79	4.00	
EXCESS RETURN						(1.48)									

*Information provided by Alpha Frontier.

Calculations of the rate of return for investments were prepared using annualized rates of return

Consolidated Performance Report

Through June 30, 2022



	Market Value (\$MM)	% of Total	3 Month	FYTD	CYTD	FYE 2021	CYE 2021	CYE 2020	CYE 2019	1 Year	3 Year	5 Year	10 Year	ITD	Inception Date
ALTERNATIVE EQUITY RETURN DETAIL															
266 POLICE-TOTAL PRIVATE EQUITY (TIME WEIGHTED) - GROSS	4,792	10.19	.51	31.31	7.95	52.69	50.48	16.49	11.94	31.11	26.72	22.85	17.33	15.60	04/01/2004
ESTIMATED INVESTMENT FEES			(0.50)	(3.79)	(1.01)	(2.46)	(4.40)	(1.20)	(1.21)	(3.79)	(2.31)	(1.76)			
POLICE-TOTAL PRIVATE EQUITY (TIME WEIGHTED) - NET MGR			.01	27.53	6.94	50.23	46.08	15.30	10.72	27.33	24.41	21.09			
NYCR3000 +3% LAGGED			(4.56)	15.25	5.04	67.21	35.74	18.42	6.00	15.25	21.74	18.82	17.62	14.42	
EXCESS RETURN			5.57	12.27	1.90	(16.98)	10.34	(3.12)	4.72	12.27	2.67	2.27	(0.29)	1.18	
276 POLICE-TOTAL PRIVATE REAL ESTATE (TIME WEIGHTED) - GROSS	3,329	7.08	8.10	34.21	16.80	9.59	23.54	1.04	7.20	34.21	14.73	13.09	13.70	9.54	04/01/2004
ESTIMATED INVESTMENT FEES			(0.66)	(2.41)	(1.15)	(0.92)	(1.62)	(0.69)	(0.69)	(2.41)	(1.27)	(1.01)			
POLICE-TOTAL PRIVATE REAL ESTATE (TIME WEIGHTED) - NET MGR			7.44	31.80	15.66	8.67	21.91	0.35	6.51	31.80	13.46	12.08			
NCREIF NFI-ODCE NET + 100 BP			4.80	29.57	12.55	8.15	22.21	1.35	5.43	29.57	12.77	10.64	11.25		
EXCESS RETURN			2.64	2.23	3.11	0.52	(0.29)	(1.00)	1.03	2.33	0.69	1.44	2.45		
286 POLICE-TOTAL INFRASTRUCTURE (TIME WEIGHTED) - GROSS	856	1.82	6.02	18.30	10.13	19.71	16.92	7.89	13.99	18.30	14.30	15.05		15.30	12/01/2013
ESTIMATED INVESTMENT FEES			(0.75)	(2.93)	(1.32)	(1.74)	(2.62)	(1.35)	(1.48)	(2.93)	(2.09)	(2.03)		(2.60)	
POLICE-TOTAL INFRASTRUCTURE (TIME WEIGHTED) - NET MGR			5.27	15.37	8.81	17.97	14.30	6.53	12.51	15.37	12.21	13.02		12.70	
CPI + 4%			3.66	13.36	7.51	9.55	11.38	5.33	6.35	13.36	9.16	8.03		6.86	
EXCESS RETURN			1.61	2.01	1.29	8.41	2.92	1.20	6.15	2.01	3.05	4.99		5.84	

Calculations of the rate of return for investments were prepared using annualized rates of return

Consolidated Performance Report

Through June 30, 2022



	Market Value (\$MM)	% of Total	3 Month	FTD	CYTD	FYE 2021	CYE 2021	CYE 2020	CYE 2019	1 Year	3 Year	5 Year	10 Year	ITD	Inception Date
FIXED INCOME RETURN DETAIL															
298 POLICE-TOTAL FIXED INCOME - GROSS	15,473	32.90	(6.30)	(8.71)	(10.35)	6.14	2.82	10.39	10.57	(8.71)	1.63	2.84	3.35	7.62	02/01/1980
ESTIMATED INVESTMENT FEES			(0.04)	(0.13)	(0.06)	(0.15)	(0.15)	(0.15)	(0.14)	(0.13)	(0.14)	(0.14)			
EST MANAGEMENT FEES			(0.04)	(0.13)	(0.06)	(0.15)	(0.15)	(0.15)	(0.14)	(0.13)	(0.14)	(0.14)			
EST INCENTIVE FEES															
EST OTHER FEES															
EST FEE OFFSETS															
POLICE-TOTAL FIXED INCOME - NET MGR			(6.34)	(8.85)	(10.41)	5.99	2.66	10.25	10.42	(8.85)	1.49	2.70			
306 POLICE-TOTAL FIXED INCOME (ex ALTERNATIVE CREDIT & CASH) - GROSS	9,739	20.71	(6.82)	(11.16)	(12.18)	1.63	(0.24)	12.90	10.79	(11.16)	0.62	2.16		2.70	11/01/2013
ESTIMATED INVESTMENT FEES			(0.02)	(0.07)	(0.03)	(0.09)	(0.08)	(0.09)	(0.08)	(0.07)	(0.08)	(0.08)		(0.08)	
EST MANAGEMENT FEES			(0.02)	(0.07)	(0.03)	(0.09)	(0.08)	(0.09)	(0.08)	(0.07)	(0.08)	(0.08)		(0.08)	
EST INCENTIVE FEES															
EST OTHER FEES															
EST FEE OFFSETS															
POLICE-TOTAL FIXED INCOME (ex ALTERNATIVE CREDIT & CASH) - NET MGR			(6.84)	(11.24)	(12.21)	1.54	(0.32)	12.81	10.71	(11.24)	0.54	2.08		2.61	
314 POLICE-TOTAL STRUCTURED FIXED INCOME - GROSS	6,694	14.23	(6.63)	(12.58)	(13.09)	(2.11)	(2.56)	13.70	10.80	(12.58)	(0.35)	1.58	2.32	6.86	01/01/1985
ESTIMATED INVESTMENT FEES			(0.01)	(0.05)	(0.02)	(0.05)	(0.06)	(0.06)	(0.05)	(0.05)	(0.05)	(0.05)		(0.05)	
POLICE-TOTAL STRUCTURED FIXED INCOME - NET MGR			(6.64)	(12.63)	(13.11)	(2.17)	(2.61)	13.64	10.75	(12.63)	(0.40)	1.53			
NYCCUSTOM STRUCTURED INDEX-POLICE			(6.35)	(12.31)	(12.82)	(2.24)	(2.50)	15.71	13.17	(12.31)	0.58	2.41	2.69		
EXCESS RETURN			(0.29)	(0.32)	(0.29)	0.07	(0.11)	(2.08)	(2.42)	(0.32)	(0.98)	(0.87)	(0.37)		
324 POLICE-TOTAL GOVERNMENT - GROSS	1,947	4.14	(7.50)	(13.12)	(14.58)	(10.57)	(6.15)	12.87	10.43	(13.12)	(2.51)	0.27	0.95	6.31	02/01/1987
ESTIMATED INVESTMENT FEES			(0.00)	(0.01)	(0.00)	(0.01)	(0.01)	(0.02)	(0.03)	(0.01)	(0.02)	(0.02)			
POLICE-TOTAL GOVERNMENT - NET MGR			(7.50)	(13.13)	(14.58)	(10.58)	(6.16)	12.84	10.45	(13.13)	(2.53)	0.25			
CUSTOM GOVERNMENT BENCHMARK - POLICE			(7.59)	(13.32)	(14.90)	(10.53)	(6.11)	17.72	14.89	(13.32)	(0.90)	1.77	2.07		
EXCESS RETURN			0.09	0.20	0.32	(0.08)	(0.04)	(4.88)	(4.44)	0.20	(1.63)	(1.52)	(1.12)		
334 POLICE-TOTAL MORTGAGE - GROSS	1,999	4.25	(3.90)	(8.75)	(8.58)	0.14	(0.81)	4.42	6.87	(8.75)	(1.11)	0.65	1.47	5.67	02/01/1987
ESTIMATED INVESTMENT FEES			(0.01)	(0.06)	(0.02)	(0.04)	(0.05)	(0.06)	(0.05)	(0.06)	(0.05)	(0.05)			
POLICE-TOTAL MORTGAGE - NET MGR			(3.91)	(8.81)	(8.60)	0.10	(0.85)	4.36	6.83	(8.81)	(1.16)	0.60			
NYCCUSTOM MORTGAGE BENCHMARK			(4.01)	(9.03)	(8.78)	(0.48)	(1.04)	3.91	6.63	(9.03)	(1.37)	0.43	1.20	5.47	
EXCESS RETURN			0.10	0.22	0.18	0.57	0.19	0.45	0.15	0.22	0.22	0.17	0.27	0.20	
344 POLICE-TOTAL INVESTMENT GRADE CORPORATE - GROSS	2,743	5.84	(7.68)	(14.54)	(14.77)	3.86	(0.73)	9.76	14.56	(14.54)	(1.01)	1.32	2.83	6.37	01/01/1987
ESTIMATED INVESTMENT FEES			(0.02)	(0.08)	(0.04)	(0.10)	(0.09)	(0.11)	(0.11)	(0.08)	(0.09)	(0.10)			
POLICE-TOTAL INVESTMENT GRADE CORPORATE - NET MGR			(7.70)	(14.62)	(14.81)	3.75	(0.83)	9.65	14.44	(14.62)	(1.10)	1.22			
NYCCUSTOM IGC BENCHMARK			(7.26)	(14.19)	(14.39)	3.34	(0.85)	9.70	13.40	(14.19)	(1.05)	1.16	2.41		
EXCESS RETURN			(0.44)	(0.43)	(0.42)	0.41	0.02	(0.06)	1.05	(0.43)	(0.05)	0.06	0.42		

Calculations of the rate of return for investments were prepared using annualized rates of return

Consolidated Performance Report

Through June 30, 2022



	Market Value (\$MM)	% of Total	3 Month	FTD	CYTD	FYE 2021	CYE 2021	CYE 2020	CYE 2019	1 Year	3 Year	5 Year	10 Year	ITD	Inception Date	
FIXED INCOME RETURNDETAIL																
356	POLICE-TOTAL CORE FI-DEVELOPING MGFS - GROSS	160	0.34	(5.26)	(10.57)	(10.67)	1.87	(0.84)	8.82	10.01	(10.57)	(0.31)	1.25	2.16	3.70	05/01/2009
	ESTIMATED INVESTMENT FEES			(0.04)	(0.17)	(0.08)	(0.19)	(0.19)	(0.21)	(0.22)	(0.17)	(0.19)	(0.20)			
	POLICE-TOTAL CORE FI-DEVELOPING MGFS - NET MGR			(5.30)	(10.74)	(10.76)	1.68	(1.02)	8.62	9.79	(10.74)	(0.50)	1.05			
	BLOOMBERG U.S. AGGREGATE			(4.69)	(10.29)	(10.35)	(0.33)	(1.54)	7.51	8.72	(10.29)	(0.93)	0.88	1.54	2.83	
	EXCESS RETURN			(0.61)	(0.44)	(0.41)	2.01	0.52	1.11	1.03	(0.44)	0.44	0.18	0.62	0.87	
376	POLICE-TOTAL TIPS - GROSS	1,593	3.39	(6.23)	(5.12)	(8.85)	6.44	5.88	11.11	8.46	(5.12)	3.08	3.25	1.79	3.70	06/01/2005
	ESTIMATED INVESTMENT FEES			(0.00)	(0.02)	(0.01)	(0.02)	(0.02)	(0.02)	(0.02)	(0.02)	(0.02)	(0.02)			
	POLICE-TOTAL TIPS - NET MGR			(6.23)	(5.14)	(8.86)	6.42	5.86	11.09	8.44	(5.14)	3.06	3.23			
	BLOOMBERG GLOBAL INFL-LINKED: U.S. TIPS			(6.08)	(5.14)	(8.92)	6.51	5.96	10.99	8.43	(5.14)	3.04	3.21	1.73	3.59	
	EXCESS RETURN			(0.15)	0.00	0.06	(0.09)	(0.10)	0.10	0.01	0.10	0.02	0.02	0.06	0.11	
386	POLICE-TOTAL CONVERTIBLE BONDS - GROSS	894	1.90	(10.77)	(11.04)	(12.19)	24.01	7.25	14.81	17.33	(11.04)	4.97	6.17	7.73	6.77	07/01/2008
	ESTIMATED INVESTMENT FEES			(0.08)	(0.29)	(0.15)	(0.43)	(0.35)	(0.42)	(0.44)	(0.29)	(0.37)	(0.38)			
	POLICE-TOTAL CONVERTIBLE BONDS - NET MGR			(10.84)	(11.34)	(12.33)	23.58	6.90	14.39	16.94	(11.34)	4.61	5.79			
	ICE BOFA ALL US CONV EX MANDATORY			(16.24)	(22.73)	(20.80)	48.00	4.12	52.05	22.89	(22.73)	10.44	10.53	11.04	9.34	
	EXCESS RETURN			5.40	11.40	8.47	(24.41)	2.78	(37.66)	(5.95)	11.40	(5.83)	(4.74)	(3.31)	(2.57)	
396	POLICE-TOTAL TARGETED INVESTMENTS (NO CASH) - GROSS	397	0.85	(3.67)	(8.74)	(8.89)	0.76	(0.56)	6.91	8.83	(8.74)	(0.34)	1.48	3.01	7.31	12/01/1984
	ESTIMATED INVESTMENT FEES			(0.04)	(0.15)	(0.07)	(0.17)	(0.16)	(0.18)	(0.19)	(0.15)	(0.16)	(0.18)	(0.20)	(0.10)	
	POLICE-TOTAL TARGETED INVESTMENTS (NO CASH) - NET MGR			(3.71)	(8.89)	(8.97)	0.59	(0.72)	6.74	8.69	(8.89)	(0.50)	1.30	2.81	7.20	
	POLICE CUSTOM BENCHMARK (NO CASH)			(4.00)	(8.95)	(8.89)	(0.16)	(1.09)	5.83	7.60	(8.95)	(0.79)	0.96	1.60		
	EXCESS RETURN			(0.29)	0.05	(0.08)	0.75	0.36	0.91	1.09	0.15	0.29	0.34	1.20		

Calculations of the rate of return for investments were prepared using annualized rates of return

Consolidated Performance Report

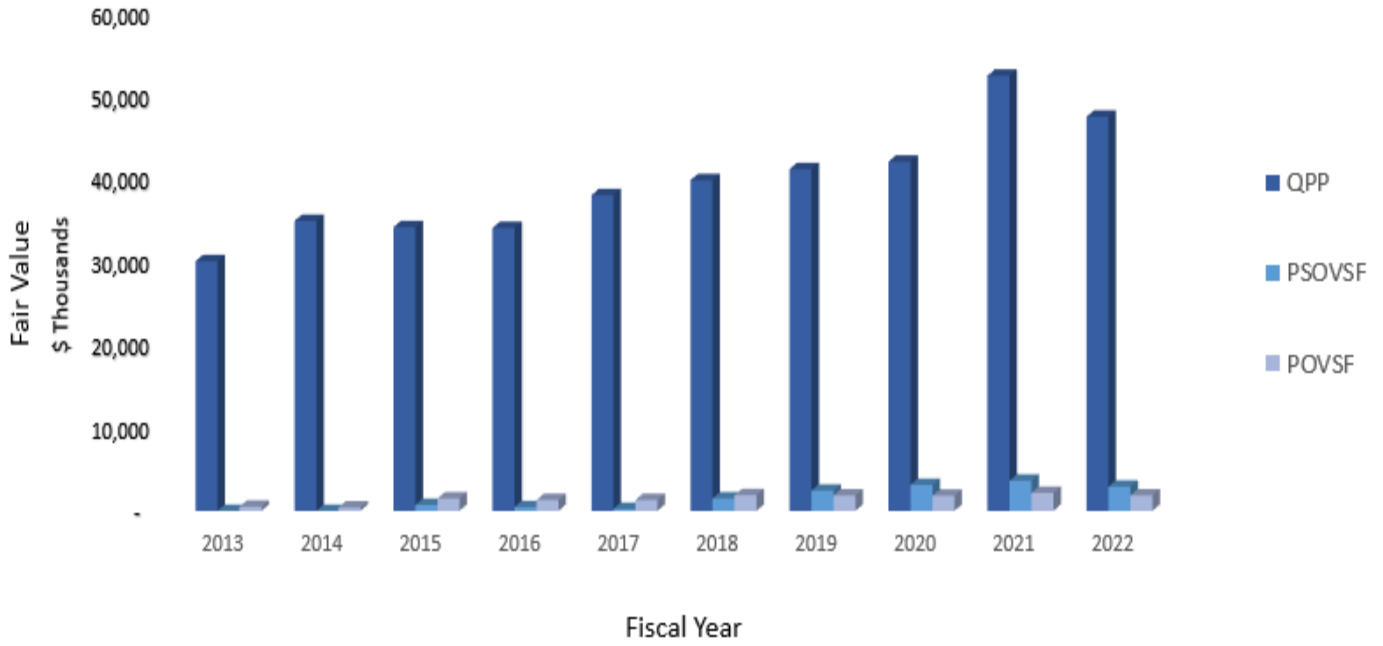
Through June 30, 2022



	Market Value (\$MM)	% of Total	3 Month	FYTD	CYTD	FYE 2021	CYE 2021	CYE 2020	CYE 2019	1 Year	3 Year	5 Year	10 Year	ITD	Inception Date
ALTERNATIVE CREDIT INCOME RETURN DETAIL															
408 POLICE-TOTAL HIGH YIELD - GROSS	3,258	6.93	(971)	(11.65)	(13.18)	15.94	5.91	7.63	14.99	(11.65)	1.09	2.50	4.59	6.94	10/01/1994
ESTIMATED INVESTMENT FEES			(007)	(0.27)	(0.13)	(0.37)	(0.33)	(0.34)	(0.36)	(0.27)	(0.32)	(0.32)			
POLICE-TOTAL HIGH YIELD - NET MGR			(978)	(11.92)	(13.30)	15.56	5.58	7.29	14.63	(11.92)	0.78	2.18			
HIGH YIELD CUSTOM BENCHMARK			(984)	(12.82)	(14.19)	15.34	5.26	7.05	14.32	(12.82)	0.18	2.05	4.11	6.16	
EXCESS RETURN			0.06	0.90	0.88	0.22	0.32	0.24	0.31	0.90	0.60	0.13	0.48	0.78	
418 POLICE- TOTAL BANK LOANS - GROSS	1	0.00							1.68	8.33					12/01/2012
ESTIMATED INVESTMENT FEES									(0.29)	(0.32)					
POLICE-TOTAL BANK LOANS - NET MGR									1.40	8.02					
CSFB LEVERAGED L/CAN INDEX						11.67	5.40	2.78	8.17						
EXCESS RETURN									(1.38)	(0.16)					
428 POLICE-TOTAL OPPORTUNISTIC FIXED INCOME - GROSS	1,998	4.25	0.31	8.18	1.41	21.81	18.00	5.49	5.47	8.18	8.95	7.86	8.42	8.16	10/01/2007
ESTIMATED INVESTMENT FEES			(008)	(0.27)	(0.11)	(0.23)	(0.30)	(0.17)	(0.18)	(0.27)	(0.22)	(0.20)			
POLICE-TOTAL OPPORTUNISTIC FIXED INCOME - NET MGR			0.23	7.91	1.29	21.59	17.70	5.32	5.29	7.91	8.72	7.65			
OPPORTUNISTIC FIXED INCOME JPMGHY / CSFB 50/50 BLEND PLUS 300			(613)	(4.95)	(7.61)	17.35	8.29	7.22	14.66	(4.95)	4.01	5.58	7.33	8.10	
EXCESS RETURN			6.36	12.87	8.90	4.24	9.41	(1.90)	(9.37)	12.87	4.71	2.07	1.09	0.06	
CASH SUMMARY															
440 Short Term - POLICE - GROSS	477	1.02	0.10	0.04	0.03	0.12	0.07	0.56	2.25	0.04	0.55	1.10	0.79		04/01/1982
ESTIMATED INVESTMENT FEES			0.00	0.00	0.00	0.00	0.00	0.00	0.00	0.00	0.00	0.00	0.00		
Short Term - POLICE - NET MGR			0.10	0.04	0.03	0.12	0.07	0.56	2.25	0.04	0.55	1.10	0.79		
444 Cash Account		0.00													
446 Securities Lending		0.00													
448 KKR Cash Account															

Calculations of the rate of return for investments were prepared using annualized rates of return

New York City Police Pension Fund
Investment Performance 10 Year Comparison
June 30, 2013 - June 30, 2022



Investment Summary

Year Ended June 30, 2022

(In thousands)

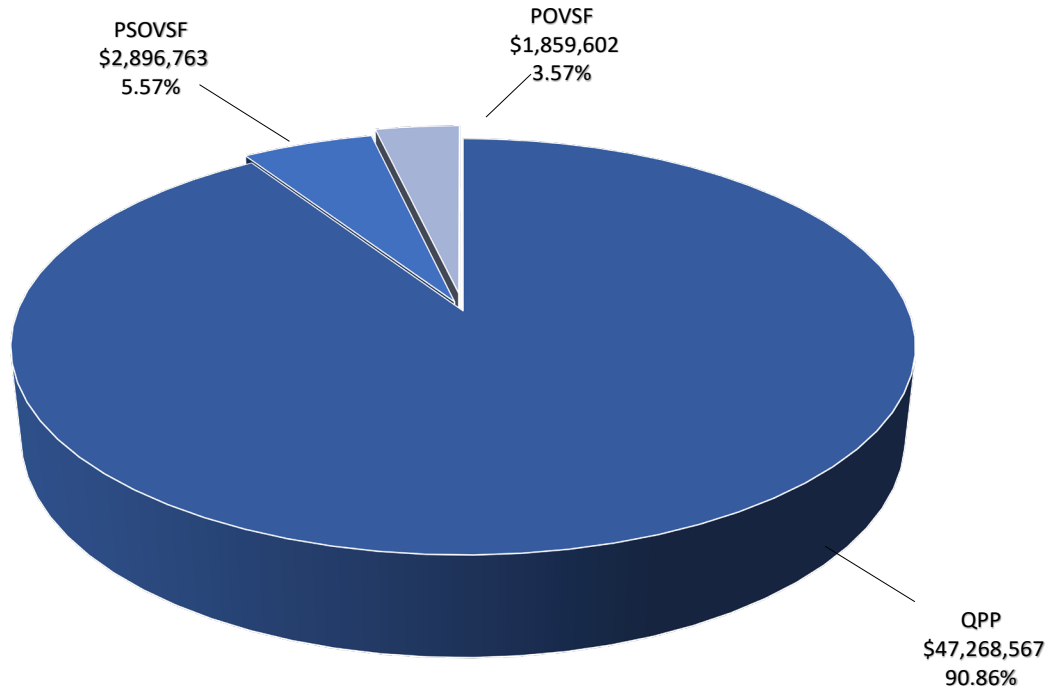
Type of Investments	Fair Value	Percentage of Total Fair Value
Fixed Income Securities:		
U.S Government Agency Corporate & Other	\$12,447,591	23.93%
Equity Securities:		
Domestic Equity	16,251,003	31.24%
International Equity	4,523,566	8.69%
	20,774,569	39.93%
Alternative Investments:		
Infrastructure	856,057	1.65%
Opportunistic Fixed Income	1,847,299	3.55%
Private Equity	4,753,360	9.14%
Private Real Estate	3,316,150	6.37%
Hedge Fund Investment	2,574,371	4.95%
	13,347,237	25.66%
Collective Trusts Funds:		
Bank Loans	868	0.00%
Corporate and Other	418,957	0.81%
Domestic Equity	182,938	0.35%
International Equity	2,050,573	3.94%
Mortgage Debt Securities	645,630	1.24%
Opportunistic Fixed Income	148,230	0.28%
U.S. Government and Agency	829,198	1.59%
	4,276,394	8.21%
Short-Term Investments:		
Short-Term Investments	518,037	1.00%
Commercial Paper	291,308	0.56%
Discount Notes & Treasury Bills	369,797	0.71%
	1,179,142	2.27%
Total Investments*	\$52,024,933	100.00%

*Security lending transactions of \$5,271,194 not included in total.

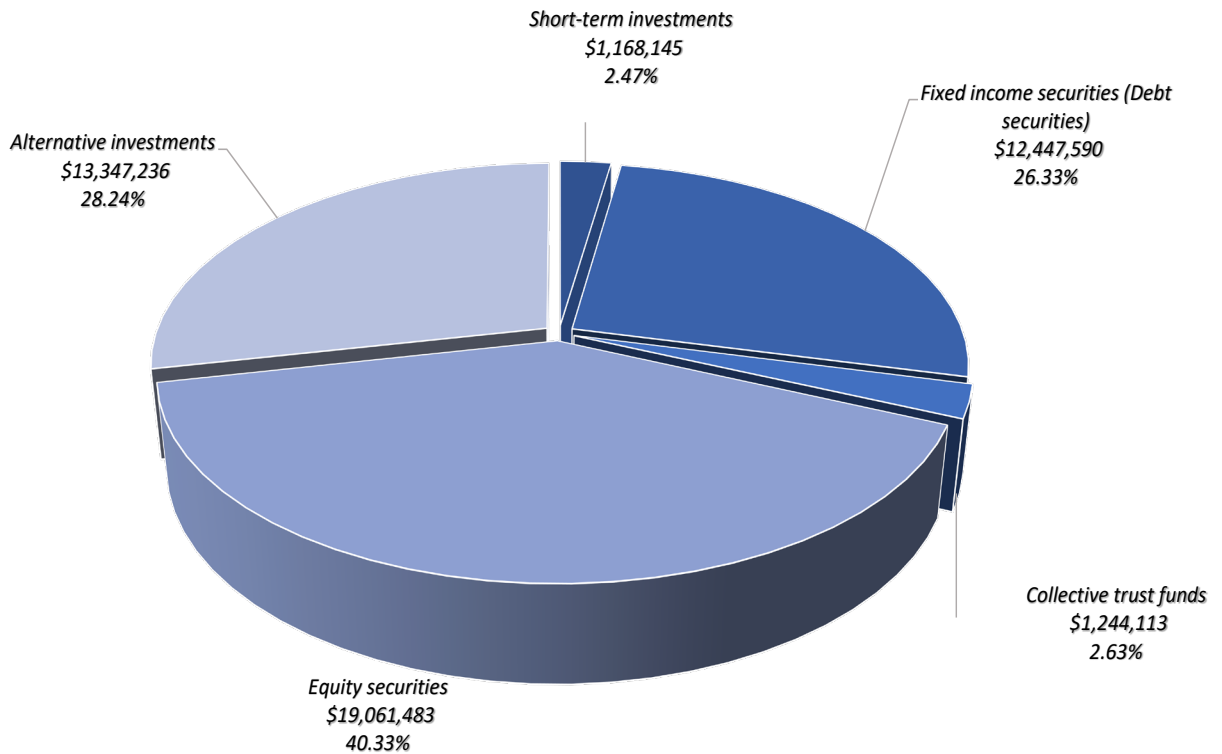
All returns are time weighted rates of return.

New York City Police Pension Fund
Investment Charts
Year Ended June 30, 2022

Total Investments (\$52.0Billion)

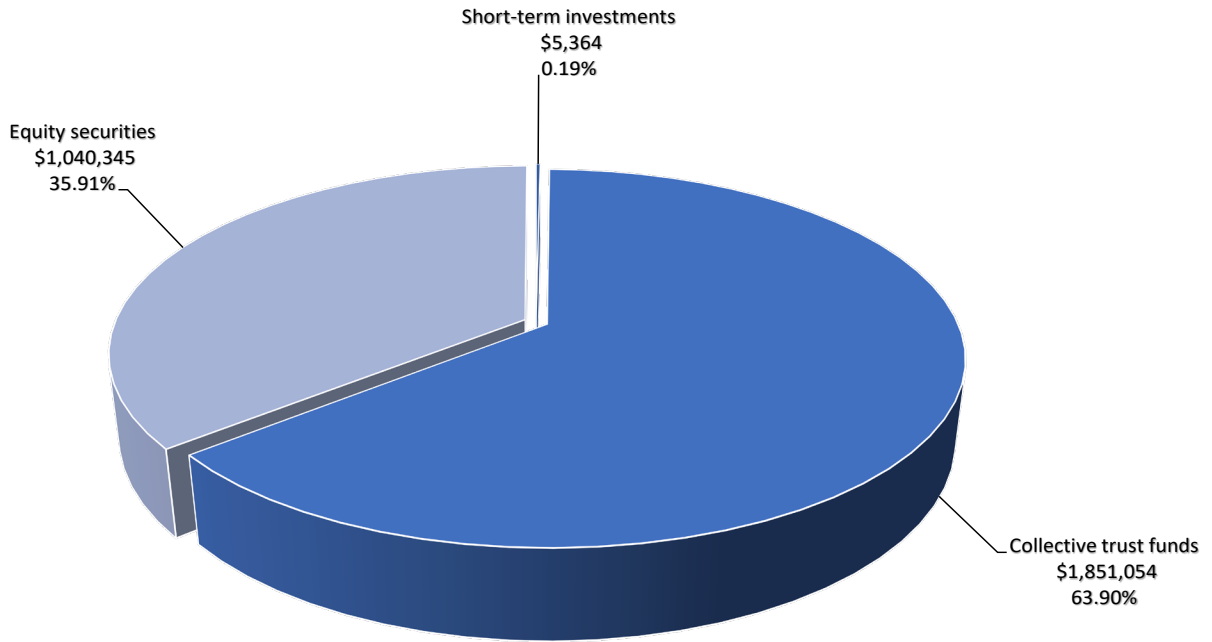


Qualified Pension Plan (\$47.3Billion)

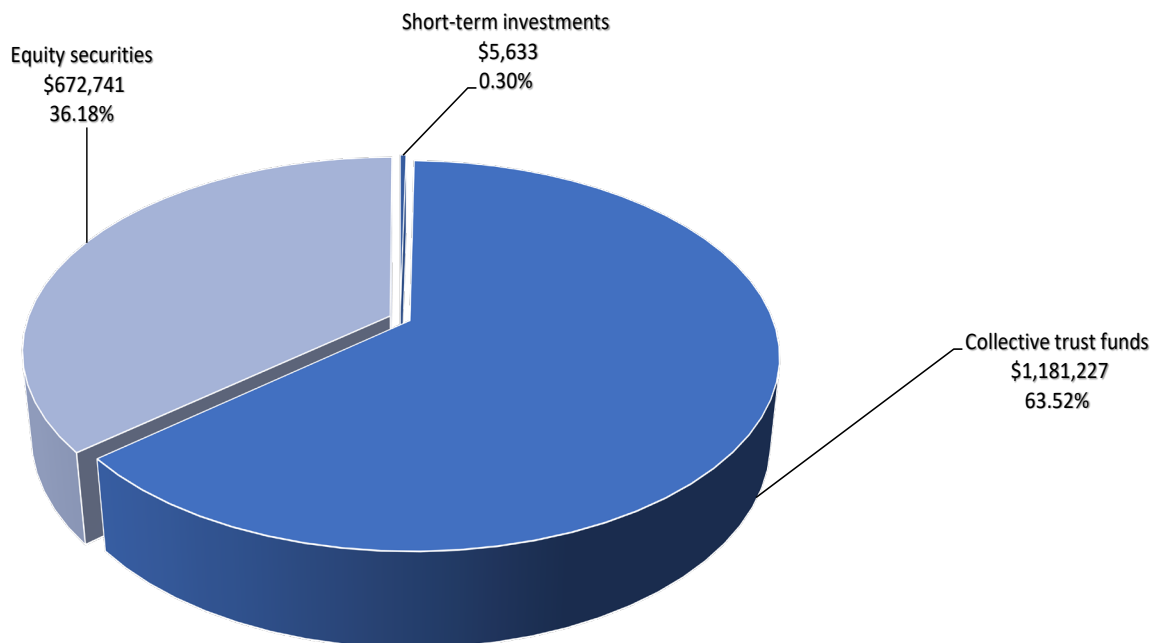


New York City Police Pension Fund
Investment Charts
Year Ended June 30, 2022

Police Superior Officers Variable Supplements Fund (\$2.9Billion)



Police Officers Variable Supplements Fund (\$1.8Billion)



New York City Police Pension Fund
List of Top 100 Fixed Asset Holdings
As of June 30, 2022

CUSIP	Security Description	Maturity Date	Nominal	Quantity	Fair Value	Par Value	Gain/Loss
			Interest Rate				
'923CXG908	AFL CIO HOUSING INV TRUST		0.00	159,818	\$ 161,999,710	\$ 179,703,923	\$ (17,704,212)
'01F020679	FNMA TBA 30 YR 2	7/14/2052	2.00	69,946,900	60,690,127	60,054,447	635,680
'3140XHHS9	FNMA POOL FS2040	2/1/2052	2.00	60,420,053	52,499,588	51,314,562	1,185,026
'21H030674	GNMA II TBA 30 YR 3	7/21/2052	3.00	45,035,000	42,449,090	41,516,218	932,872
'3132DVMA0	FED HM LN PC POOL SD7553	3/1/2052	3.00	44,346,556	41,701,727	41,941,253	(239,526)
'3132DVL94	FED HM LN PC POOL SD7552	1/1/2052	2.50	42,012,195	38,081,114	39,249,457	(1,168,343)
'21H022671	GNMA II TBA 30 YR 2.5	7/21/2052	2.50	39,265,900	35,928,299	36,404,361	(476,062)
'3140XBNR7	FNMA POOL FM7599	1/1/2051	3.50	36,492,446	35,532,694	37,324,930	(1,792,235)
'01F022683	FNMA TBA 30 YR 2.5	8/11/2052	2.50	38,686,047	34,737,749	34,254,807	482,942
'723787AP2	PIONEER NATURAL RESOURCE	5/15/2025	0.25	15,225,000	32,916,450	17,556,807	15,359,643
'94973VBG1	ELEVANCE HEALTH INC	10/15/2042	2.75	4,365,000	29,945,646	12,088,678	17,856,968
'01F022675	FNMA TBA 30 YR 2.5	7/14/2052	2.50	32,610,000	29,320,955	29,303,899	17,056
'01F022683	FNMA TBA 30 YR 2.5	8/11/2052	2.50	32,610,000	29,281,823	29,070,682	211,142
'958102AP0	WESTERN DIGITAL CORP	2/1/2024	1.50	28,925,000	27,478,750	28,325,715	(846,965)
'3132DWDR1	FED HM LN PC POOL SD8212	5/1/2052	2.50	30,015,908	27,029,925	27,382,068	(352,142)
'3140XFK67	FNMA POOL FS0316	11/1/2041	1.50	30,608,973	26,227,604	28,208,081	(1,980,477)
'844741BG2	SOUTHWEST AIRLINES CO	5/1/2025	1.25	21,805,000	25,675,388	27,874,993	(2,199,606)
'21H022671	GNMA II TBA 30 YR 2.5	7/21/2052	2.50	27,290,000	24,970,350	24,344,286	626,064
'298736AL3	EURONET WORLDWIDE INC	3/15/2049	0.75	24,401,000	24,675,511	26,712,468	(2,036,956)
'36179WTY4	GNMA II POOL MA7767	12/20/2051	2.50	26,490,027	24,326,587	26,551,174	(2,224,587)
'09857LAN8	BOOKING HOLDINGS INC	5/1/2025	0.75	20,270,000	24,299,676	25,077,286	(777,610)
'452327AK5	ILLUMINA INC	8/15/2023	0.01	24,986,000	23,749,193	28,656,443	(4,907,250)
'36179V4U1	GNMA II POOL MA7135	1/20/2051	2.00	26,595,455	23,734,316	23,882,657	(148,341)
'21H020675	GNMA II TBA 30 YR 2	7/21/2052	2.00	25,846,900	22,949,204	22,749,825	199,379
'01F020679	FNMA TBA 30 YR 2	7/14/2052	2.00	25,680,000	22,281,509	22,419,573	(138,064)
'01F020687	FNMA TBA 30 YR 2	8/11/2052	2.00	25,680,000	22,257,370	22,055,709	201,660
'48129KAE0	JPMORGAN CHASE FINANCIAL	5/1/2023	0.25	21,523,000	22,222,498	21,615,946	606,551
'01F040685	FNMA TBA 30 YR 4	4/25/2052	4.00	22,174,000	21,824,538	21,661,370	163,168
'36179V4W7	GNMA II POOL MA7137	1/20/2051	3.00	22,175,343	20,999,385	23,200,938	(2,201,553)
'01F040677	FNMA TBA 30 YR 4	7/14/2052	4.00	21,085,000	20,791,286	20,907,580	(116,294)
'30212PBE4	EXPEDIA GROUP INC	2/15/2026	0.01	22,920,000	20,685,300	24,982,870	(4,297,570)
'04010LAW3	ARES CAPITAL CORP	3/1/2024	4.63	19,525,000	20,281,594	21,024,506	(742,912)
'3132DWDH3	FED HM LN PC POOL SD8204	4/1/2052	2.00	22,047,055	19,158,009	20,919,584	(1,761,575)
'3140QNYE6	FNMA POOL CB3408	4/1/2052	2.50	20,785,228	18,727,698	19,512,133	(784,435)
'21H032688	GNMA II TBA 30 YR 3.5	8/18/2052	3.50	17,962,500	17,425,062	17,251,316	173,746
'3132DWDJ9	FED HM LN PC POOL SD8205	4/1/2052	2.50	19,356,584	17,423,249	17,933,231	(509,982)
'00287YCA5	ABBVIE INC	11/21/2039	4.05	19,328,000	17,235,357	22,597,548	(5,362,190)
'3140QLN36	FNMA POOL CB1309	8/1/2051	2.00	19,192,120	16,733,993	16,973,031	(239,038)
'21H030674	GNMA II TBA 30 YR 3	7/21/2052	3.00	17,079,348	16,098,652	16,247,218	(148,566)
'3140QLN44	FNMA POOL CB1310	8/1/2051	2.00	18,451,112	16,087,340	16,274,457	(187,117)
'95000U2Q5	WELLS FARGO + COMPANY	4/30/2041	3.07	18,925,000	14,655,899	19,505,343	(4,849,444)
'80281LAM7	SANTANDER UK GROUP HLDGS	8/21/2026	1.53	15,415,000	13,806,136	15,328,707	(1,522,571)
'345370CZ1	FORD MOTOR COMPANY	3/15/2026	0.01	15,100,000	13,771,200	17,828,418	(4,057,218)
'31418EAA8	FNMA POOL MA4500	12/1/2041	1.50	15,862,078	13,587,773	14,731,905	(1,144,132)
'01F032674	FNMA TBA 30 YR 3.5	7/14/2052	3.50	13,906,071	13,372,634	13,499,724	(127,089)
'06738EBB0	BARCLAYS PLC	5/16/2024	4.34	12,850,000	12,843,190	13,760,980	(917,791)
'36259RAA0	GSK FINANCE NO 3 PLC	6/22/2023	0.01	13,190,000	12,596,450	13,487,778	(891,328)
'3132DNAY9	FED HM LN PC POOL SD0923	1/1/2052	2.50	13,678,868	12,368,159	12,786,002	(417,842)
'31418DYB2	FNMA POOL MA4305	4/1/2051	2.00	14,147,567	12,297,631	13,113,026	(815,395)
'06738G8A1	BARCLAYS BANK PLC	2/4/2025	0.01	9,260,000	\$ 12,260,888	\$ 10,759,753	\$ 1,501,135

Full listing of holdings can be obtained at
NYC Police Pension Fund - 233 Broadway, 25th Floor, New York, NY 10279

Continued...

New York City Police Pension Fund
List of Top 100 Fixed Asset Holdings
As of June 30, 2022

<u>CUSIP</u>	<u>Security Description</u>	<u>Maturity Date</u>	<u>Nominal Interest Rate</u>	<u>Quantity</u>	<u>Fair Value</u>	<u>Par Value</u>	<u>Gain/Loss</u>
'31418EAM2	FNMA POOL MA4511	1/1/2052	2.00	13,950,007	\$ 12,124,230	\$ 13,438,326	\$ (1,314,095)
'87265KAD4	SIXTH STREET SPECIALTY	8/1/2022	4.50	10,830,000	11,479,800	11,569,585	(89,785)
'3132DWDY6	FED HM LN PC POOL SD8219	6/1/2052	2.50	12,518,531	11,273,187	11,336,605	(63,418)
'01F022675	FNMA TBA 30 YR 2.5	7/14/2052	2.50	12,513,600	11,251,478	10,952,041	299,438
'404280CG2	HSBC HOLDINGS PLC	6/4/2026	2.10	12,140,000	11,213,232	12,305,528	(1,092,296)
'928298AP3	VISHAY INTERTECHNOLOGY	6/15/2025	2.25	11,815,000	11,180,535	12,589,750	(1,409,216)
'842587DE4	SOUTHERN CO	4/30/2030	3.70	11,948,000	11,086,430	13,697,868	(2,611,438)
'21H020675	GNMA II TBA 30 YR 2	7/21/2052	2.00	12,485,000	11,085,307	10,764,886	320,420
'26884LAK5	EQT CORP	5/1/2026	1.75	4,695,000	11,059,073	12,849,633	(1,790,560)
'01F030678	FNMA TBA 30 YR 3	7/14/2052	3.00	11,654,595	10,852,409	10,883,449	(31,040)
'49803XAB9	KITE REALTY GROUP LP	4/1/2027	0.75	12,310,000	10,825,414	12,388,546	(1,563,132)
'05971KAE9	BANCO SANTANDER SA	5/28/2025	2.75	11,400,000	10,794,546	11,818,878	(1,024,332)
'3132DVL52	FED HM LN PC POOL SD7548	11/1/2051	2.50	11,730,599	10,648,686	11,237,089	(588,403)
'682189AP0	ON SEMICONDUCTOR CORP	10/15/2023	1.63	4,360,000	10,629,680	6,133,464	4,496,216
'3140X9WD3	FNMA POOL FM6043	6/1/2049	3.50	10,824,458	10,586,753	11,513,671	(926,919)
'36179VSF8	GNMA II POOL MA6818	8/20/2050	2.00	11,838,364	10,583,261	11,629,773	(1,046,513)
'3132DWB88	FED HM LN PC POOL SD8134	3/1/2051	2.00	12,066,414	10,518,534	10,546,800	(28,266)
'31418D7E6	FNMA POOL MA4492	12/1/2051	2.00	12,072,930	10,507,312	10,641,527	(134,215)
'3133KNL84	FED HM LN PC POOL RA6651	1/1/2052	2.00	11,971,329	10,436,006	11,798,774	(1,362,767)
'01F042673	FNMA TBA 30 YR 4.5	7/14/2052	4.50	10,325,000	10,364,132	10,250,254	113,878
'36179WQA9	GNMA II POOL MA7649	10/20/2051	2.50	11,215,702	10,303,193	11,240,675	(937,482)
'01F030686	FNMA TBA 30 YR 3	8/11/2052	3.00	11,000,000	10,230,000	10,105,262	124,738
'36179VXX3	GNMA II POOL MA6994	11/20/2050	2.00	11,456,534	10,227,133	11,046,268	(819,135)
'91324PDY5	UNITEDHEALTH GROUP INC	5/15/2040	2.75	13,130,000	10,226,301	14,163,929	(3,937,628)
'552848AB9	MGIC INVESTMENT CORP	4/1/2063	9.00	7,635,000	10,192,725	10,231,273	(38,548)
'95000U2S1	WELLS FARGO + COMPANY	6/2/2028	2.39	11,335,000	10,150,833	11,761,526	(1,610,693)
'55903VAG8	MAGALLANES INC	3/15/2027	3.76	10,775,000	10,106,842	10,725,434	(618,592)
'3132DMUR4	FED HM LN PC POOL SD0592	9/1/2050	3.00	10,579,354	10,038,749	10,298,753	(260,004)
'3140QKM96	FNMA POOL CB0383	5/1/2051	2.50	10,980,890	9,954,506	9,747,256	207,251
'42809HAG2	HESS CORP	4/1/2027	4.30	10,180,000	9,923,362	10,626,837	(703,475)
'785592AS5	SABINE PASS LIQUEFACTION	3/15/2027	5.00	9,882,000	9,905,914	10,976,903	(1,070,988)
'31418ECG3	FNMA POOL MA4570	3/1/2042	2.00	11,013,193	9,790,288	10,684,762	(894,474)
'06738EBL8	BARCLAYS PLC	5/7/2026	2.85	10,295,000	9,721,569	10,621,995	(900,426)
'21925AAE5	CORNERSTONE CHEMICAL CO	8/15/2024	6.75	10,820,000	9,662,909	9,989,085	(326,176)
'78016FZQ0	ROYAL BANK OF CANADA	5/4/2032	3.88	10,080,000	9,614,707	10,061,453	(446,746)
'3132DVL60	FED HM LN PC POOL SD7549	1/1/2052	2.00	10,910,015	9,553,682	10,337,273	(783,591)
'78403DAN0	SBA TOWER TRUST	1/15/2050	2.84	9,870,000	9,525,375	10,333,770	(808,395)
'29427BAF6	EPIC Y GRADE SERVICES, LP	6/30/2027	0.00	10,834,089	9,506,913	9,249,797	257,116
'172967ME8	CITIGROUP INC	3/20/2030	3.98	9,930,000	9,287,132	11,483,714	(2,196,582)
'25470MAB5	DISH NETWORK CORP	8/15/2026	3.38	13,512,000	9,127,356	12,815,422	(3,688,066)
'110122AN8	BRISTOL MYERS SQUIBB CO	9/15/2023	1.33	4,565,000	9,021,810	6,644,540	2,377,270
'3132DWC88	FED HM LN PC POOL SD8182	12/1/2051	2.00	10,337,643	8,989,407	9,106,817	(117,410)
'3140XFM32	FNMA POOL FS0377	2/1/2052	2.50	9,974,312	8,988,451	10,016,002	(1,027,551)
'3133KNL76	FED HM LN PC POOL RA6650	1/1/2052	2.00	10,255,701	8,940,407	10,117,489	(1,177,082)
'3132DMSG1	FED HM LN PC POOL SD0519	8/1/2050	3.00	9,407,175	8,896,271	10,233,505	(1,337,234)
'08161YBG7	BENCHMARK MORTGAGE TRUST	4/15/2055	3.79	9,115,000	8,723,402	9,388,036	(664,633)
'05526DBJ3	BAT CAPITAL CORP	9/6/2026	3.22	9,165,000	8,560,110	9,910,358	(1,350,248)
'3140QKP28	FNMA POOL CB0440	5/1/2051	2.50	9,321,536	8,401,034	8,479,685	(78,650)
'70202LAB8	PARSONS CORP	8/15/2025	0.25	7,925,000	8,325,213	8,407,516	(82,304)
'01F012478	FNMA TBA 15 YR 1.5	7/18/2037	1.50	9,100,000	\$ 8,274,630	\$ 8,119,617	\$ 155,013

Full listing of holdings can be obtained at
NYC Police Pension Fund - 233 Broadway, 25th Floor, New York, NY 10279

New York City Police Pension Fund
List of Top 100 Equity Asset Holdings
As of June 30, 2022

<u>CUSIP</u>	<u>Security Description</u>	<u>Quantity</u>	<u>Fair Value</u>	<u>Par Value</u>	<u>Gain/Loss</u>
'037833100	APPLE INC	2,920,574	\$ 399,300,877	\$ 130,964,141	\$ 268,336,736
'594918104	MICROSOFT CORP	1,429,136	367,044,999	140,283,013	226,761,986
'037833100	APPLE INC	1,467,480	200,633,866	159,722,504	40,911,361
'594918104	MICROSOFT CORP	718,117	184,433,989	144,435,296	39,998,693
'023135106	AMAZON.COM INC	1,697,624	180,304,645	139,218,952	41,085,693
'02079K305	ALPHABET INC CL A	57,445	125,187,591	65,941,484	59,246,106
'02079K107	ALPHABET INC CL C	52,463	114,760,189	59,813,646	54,946,543
'88160R101	TESLA INC	161,953	109,062,389	24,709,004	84,353,386
'084670702	BERKSHIRE HATHAWAY INC CL B	344,582	94,077,778	71,220,789	22,856,989
'91324P102	UNITEDHEALTH GROUP INC	178,652	91,761,027	41,661,911	50,099,116
'023135106	AMAZON.COM INC	852,800	90,575,888	98,348,825	(7,772,937)
'478160104	JOHNSON + JOHNSON	502,664	89,227,887	66,672,170	22,555,717
'717081103	PFIZER INC	1,596,945	83,727,826	56,173,817	27,554,010
'30303M102	META PLATFORMS INC CLASS A	437,946	70,618,793	78,253,591	(7,634,798)
'67066G104	NVIDIA CORP	460,241	69,767,933	28,027,457	41,740,477
'30231G102	EXXON MOBIL CORP	805,199	68,957,242	59,020,003	9,937,239
'742718109	PROCTER + GAMBLE CO/THE	456,484	65,637,834	37,142,476	28,495,358
'17275R102	CISCO SYSTEMS INC	1,537,978	65,579,382	74,735,129	(9,155,747)
'037833100	APPLE INC	475,057	64,949,793	17,830,138	47,119,655
'91913Y100	VALERO ENERGY CORP	603,975	64,190,463	44,191,272	19,999,191
'02079K305	ALPHABET INC CL A	28,848	62,867,292	54,669,853	8,197,439
'46625H100	JPMORGAN CHASE + CO	557,103	62,735,369	62,996,160	(260,791)
'92826C839	VISA INC CLASS A SHARES	314,439	61,909,895	39,673,334	22,236,561
'02079K107	ALPHABET INC CL C	26,325	57,584,621	49,276,036	8,308,585
'717081103	PFIZER INC	1,079,508	56,598,604	38,168,411	18,430,193
'949746101	WELLS FARGO + CO	1,444,049	56,563,399	68,794,323	(12,230,924)
'88160R101	TESLA INC	81,365	54,792,818	49,739,046	5,053,772
'166764100	CHEVRON CORP	375,350	54,343,173	44,467,169	9,876,004
'437076102	HOME DEPOT INC	197,349	54,126,910	35,476,942	18,649,968
'532457108	ELI LILLY + CO	160,934	52,179,631	13,715,215	38,464,416
'57636Q104	MASTERCARD INC A	164,416	51,869,960	30,417,211	21,452,748
'00287Y109	ABBVIE INC	337,558	51,700,383	35,734,773	15,965,611
'56585A102	MARATHON PETROLEUM CORP	600,437	49,361,926	38,840,339	10,521,587
'084670702	BERKSHIRE HATHAWAY INC CL B	172,981	47,227,273	46,625,973	601,300
'191216100	COCA COLA CO/THE	745,560	46,903,180	33,068,054	13,835,126
'91324P102	UNITEDHEALTH GROUP INC	89,663	46,053,607	34,156,301	11,897,306
'375558103	GILEAD SCIENCES INC	742,272	45,879,832	50,418,249	(4,538,416)
'031162100	AMGEN INC	187,231	45,553,302	41,484,529	4,068,773
'478160104	JOHNSON + JOHNSON	252,333	44,791,631	39,415,743	5,375,888
'58155Q103	MCKESSON CORP	135,771	44,289,858	25,645,897	18,643,960
'58933Y105	MERCK + CO. INC.	483,167	44,050,335	26,735,770	17,314,566
'713448108	PEPSICO INC	264,043	44,005,406	29,761,544	14,243,862
'30231G102	EXXON MOBIL CORP	505,960	43,330,414	36,602,952	6,727,462
'931427108	WALGREENS BOOTS ALLIANCE INC	1,117,868	42,367,197	54,380,507	(12,013,310)
'060505104	BANK OF AMERICA CORP	1,341,448	41,759,276	41,965,081	(205,805)
'92343V104	VERIZON COMMUNICATIONS INC	802,763	40,740,222	39,586,965	1,153,257
'883556102	THERMO FISHER SCIENTIFIC INC	74,731	40,599,858	16,503,445	24,096,412
'22160K105	COSTCO WHOLESALE CORP	84,562	40,528,875	16,483,120	24,045,755
'58933Y105	MERCK + CO. INC.	422,620	38,530,265	29,312,617	9,217,648
'718546104	PHILLIPS 66	463,782	\$ 38,025,486	\$ 37,344,194	\$ 681,292

Full listing of holdings can be obtained at
NYC Police Pension Fund - 233 Broadway, 25th Floor, New York, NY 10279

Continued...

New York City Police Pension Fund
List of Top 100 Equity Asset Holdings
As of June 30, 2022

<u>CUSIP</u>	<u>Security Description</u>	<u>Quantity</u>	<u>Fair Value</u>	<u>Par Value</u>	<u>Gain/Loss</u>
'11135F101	BROADCOM INC	76,270	\$ 37,052,729	\$ 20,821,969	\$ 16,230,760
'002824100	ABBOTT LABORATORIES	327,511	35,584,070	21,237,854	14,346,216
'30303M102	META PLATFORMS INC CLASS A	219,853	35,451,296	40,282,531	(4,831,234)
'67066G104	NVIDIA CORP	230,908	35,003,344	33,792,763	1,210,580
'580135101	MCDONALD S CORP	141,149	34,846,865	23,160,004	11,686,861
'30231G102	EXXON MOBIL CORP	404,058	34,603,527	31,521,423	3,082,104
'17275R102	CISCO SYSTEMS INC	794,122	33,861,362	35,776,884	(1,915,522)
'G1151C101	ACCENTURE PLC CL A	121,021	33,601,481	19,742,404	13,859,076
'931142103	WALMART INC	275,336	33,475,351	24,886,086	8,589,265
'20030N101	COMCAST CORP CLASS A	849,342	33,328,180	30,609,485	2,718,695
'00724F101	ADOBE INC	90,111	32,986,033	20,239,252	12,746,781
'742718109	PROCTER + GAMBLE CO/THE	229,066	32,937,400	27,779,113	5,158,287
'254687106	WALT DISNEY CO/THE	348,661	32,913,598	35,684,121	(2,770,522)
'46625H100	JPMORGAN CHASE + CO	279,560	31,481,252	33,272,592	(1,791,340)
'235851102	DANAHER CORP	123,639	31,344,959	13,487,443	17,857,516
'110122108	BRISTOL MYERS SQUIBB CO	406,767	31,321,059	25,166,547	6,154,512
'458140100	INTEL CORP	831,194	31,094,968	33,444,373	(2,349,405)
'92826C839	VISA INC CLASS A SHARES	157,824	31,073,967	27,243,337	3,830,630
'79466L302	SALESFORCE INC	183,814	30,336,663	25,152,558	5,184,105
'747525103	QUALCOMM INC	235,532	30,086,858	15,282,824	14,804,034
'458140100	INTEL CORP	781,594	29,239,432	39,487,440	(10,248,008)
'718172109	PHILIP MORRIS INTERNATIONAL	295,963	29,223,387	29,480,054	(256,668)
'65339F101	NEXTERA ENERGY INC	374,706	29,024,727	15,469,683	13,555,043
'00206R102	AT+T INC	1,364,904	28,608,388	36,808,450	(8,200,063)
'717081103	PFIZER INC	541,553	28,393,624	23,142,472	5,251,152
'949746101	WELLS FARGO + CO	724,354	28,372,946	39,375,496	(11,002,550)
'14149Y108	CARDINAL HEALTH INC	530,658	27,737,494	27,669,425	68,069
'G5494J103	LINDE PLC	95,957	27,590,516	29,097,809	(1,507,293)
'747525103	QUALCOMM INC	214,013	27,338,021	13,050,420	14,287,600
'75513E101	RAYTHEON TECHNOLOGIES CORP	284,015	27,296,682	22,804,161	4,492,521
'166764100	CHEVRON CORP	188,320	27,264,970	25,698,850	1,566,120
'437076102	HOME DEPOT INC	98,987	27,149,164	24,129,964	3,019,201
'882508104	TEXAS INSTRUMENTS INC	176,103	27,058,226	19,161,038	7,897,188
'532457108	ELI LILLY + CO	80,692	26,162,767	15,763,500	10,399,267
'57636Q104	MASTERCARD INC A	82,473	26,018,582	22,539,476	3,479,106
'00287Y109	ABBVIE INC	169,342	25,936,421	21,538,447	4,397,973
'911312106	UNITED PARCEL SERVICE CL B	140,402	25,628,981	15,547,556	10,081,426
'907818108	UNION PACIFIC CORP	119,905	25,573,338	16,437,087	9,136,251
'031162100	AMGEN INC	101,988	24,813,680	19,341,346	5,472,335
'500255104	KOHL'S CORP	681,707	24,330,123	26,301,072	(1,970,949)
'459200101	INTL BUSINESS MACHINES CORP	171,599	24,228,063	24,997,539	(769,477)
'654106103	NIKE INC CL B	234,029	23,917,764	16,605,278	7,312,486
'007903107	ADVANCED MICRO DEVICES	308,492	23,590,383	8,572,260	15,018,123
'30161N101	EXELON CORP	519,341	23,536,534	19,114,535	4,422,000
'191216100	COCA COLA CO/THE	374,025	23,529,913	20,412,205	3,117,707
'126650100	CVS HEALTH CORP	250,363	23,198,636	17,036,331	6,162,305
'09062X103	BIOGEN INC	113,319	23,110,277	25,938,106	(2,827,829)
'464287622	ISHARES RUSSELL 1000 ETF	110,494	22,956,233	24,690,003	(1,733,770)
'G5960L103	MEDTRONIC PLC	255,281	22,911,470	21,362,618	1,548,852
'03027X100	AMERICAN TOWER CORP	88,616	\$ 22,649,363	\$ 13,561,754	\$ 9,087,610

Full listing of holdings can be obtained at
NYC Police Pension Fund - 233 Broadway, 25th Floor, New York, NY 10279

New York City Police Pension Fund
List of Top 100 Alternative Asset Holdings
As of June 30, 2022

<u>CUSIP</u>	<u>Security Description</u>	<u>Quantity</u>	<u>Fair Value</u>	<u>Par Value</u>	<u>Gain/Loss</u>
'922VQL904	DE SHAW COMPOSITE FUND, LLC	64,161	\$ 325,682,113	\$ 100,354,886	\$ 225,327,227
'ACI06VJX8	OAK HILL CTR ST PARTNERSHIP	10,448,473	276,823,720	178,341,051	98,482,669
'962BFY903	LION INDUSTRIAL TRUST	127,006,600	255,083,739	127,006,600	128,077,139
'ACI06VJW0	MARATHON CTR ST PARTNERSHIP	5,697,307	243,192,268	174,262,068	68,930,200
'ACI06DFK0	ALPHAQUEST ORIGINAL	152,136	240,337,349	163,000,000	77,337,349
'935TNH906	PHARO GAIA FUND LTD CL A S 1	98,948	212,957,085	196,161,059	16,796,026
'926FDP900	SRS PARTNERS US	39,064,312	195,904,713	103,312,497	92,592,216
'932SBK907	KEY SQUARE PARTNERS	193,290	188,898,858	194,500,000	(5,601,142)
'ACI06VHR3	APOLLO CENTRE ST PARTNERSHIP	14,082,423	187,510,153	149,233,059	38,277,094
'933JWW907	FLORIN COURT CAPITAL FUND	101,000,000	185,177,339	101,000,000	84,177,339
'ACI08B440	LASALLE US PROPERTY FUND	114,872,323	175,366,386	114,872,323	60,494,063
'976ENK902	TURIYA FUND	114,194	161,892,976	111,067,989	50,824,987
'966ACCI3	BLACK CREEK INDUSTRIAL FUND	121,311,055	159,712,434	121,311,055	38,401,378
'ACI0B2M46	ARES CENTRE STREET PARTNERSHIP	84,681	158,991,559	90,000,000	68,991,559
'935XRS909	PLATINUM EQTY CAP PTRS V LP	104,639,328	153,186,954	104,639,328	48,547,626
'944DMJII8	KONTIKI ONSHORE FUND	150,000,000	150,972,000	150,000,000	972,000
'979GFS906	PRUDENTIAL PRISA III	108,438,979	148,722,866	108,438,979	40,283,888
'ACI084PS0	METLIFE CORE PROPERTY FUND	99,000,000	142,200,432	99,000,000	43,200,432
'ACI06VK08	AG CENTRE ST PARTNERSHIP	72,760	135,600,089	98,832,335	36,767,754
'ACI08C7T0	LUXOR CAPITAL PARTNERS	117,596	135,535,165	112,956,596	22,578,569
'962RLN905	KKR NYC CREDIT B LP	92,654,542	132,719,200	101,200,585	31,518,615
'963ECW903	DL PARTNERS OPPORTUNITIES FUND	120,500	132,601,568	120,500,000	12,101,568
'963DBT903	VISTA EQUITY PARTNERS FUND VII	85,992,549	132,250,951	85,992,549	46,258,402
'976HWQ902	WARBURG PINCUS XII	64,924,865	131,409,354	64,924,865	66,484,490
'964KPR905	GRESHAM QUANT ACAR FD LLC	77,000	131,059,526	77,000,000	54,059,526
'933GHF907	VOLORIDGE FUND	75,000	126,572,011	75,000,000	51,572,011
'931KLY904	APOLLO IX	82,004,263	122,630,159	82,004,263	40,625,896
'ACI082WV9	VISTA EQUITY PARTNERS FUND V	51,021,311	119,415,480	50,051,160	69,364,320
'932TWH909	KKR AMERICAS FUND XII LP	61,236,024	116,123,648	62,041,197	54,082,451
'931PNS904	CVC VII	60,018,163	115,963,296	67,887,690	48,075,606
'928EDW906	VISTA EQUITY PARTNERS VI, L.P.	57,499,964	114,843,643	57,499,964	57,343,679
'962BGA904	BROOKFIELD PREMIER RE PARTNERS	77,581,909	114,715,791	77,581,909	37,133,882
'74199B911	PRUDENTIALS PRISA II	48,071,785	114,271,391	48,071,785	66,199,607
'930MHC904	CARLYLE PROPERTY INVESTORS	75,738,932	112,339,620	75,738,932	36,600,688
'926BKS905	IFM GLOBAL INFRASTRUCTURE (US) LP	61,910,894	107,550,552	61,910,894	45,639,658
'ACI06CN64	CVC CAPITAL PARTNERS VI	43,878,016	105,637,272	50,103,049	55,534,223
'932SJQ906	EQT VIII	45,705,488	103,929,879	52,055,250	51,874,628
'933GHE900	BREP IX	56,735,674	93,920,859	56,735,674	37,185,185
'933KTZ901	WP GLOBAL GROWTH	67,432,419	93,847,586	67,432,419	26,415,167
'966MGT905	CORTLAND GROWTH AND INCOME LP	65,508,433	92,859,579	65,508,433	27,351,146
'962SKE904	WARBURG PINCUS FINANCIAL SECTO	45,939,291	91,071,245	45,939,291	45,131,954
'ACI0C35L4	BLACKSTONE RE PRTRNS VIII	57,100,383	85,554,646	57,100,383	28,454,263
'922VQE900	CASPIAN SELECT CREDIT FUND	68,894	85,548,214	72,653,276	12,894,938
'927RTF908	USAA EAGLE RE FUND	63,676,661	84,804,831	63,676,661	21,128,171
'962TGC901	BROOKFIELD STRATEGIC RE III LP	60,111,720	81,960,827	60,111,720	21,849,107
'930LAB905	APAX IX USD L.P.	32,917,343	81,698,246	35,074,177	46,624,069
'976LFP904	GLOBAL INFRASTRUCTURE PRT III	58,114,515	81,507,467	58,114,515	23,392,952
'964MXY907	EXETER INDUSTRIAL CORE FND III	62,500,000	81,499,125	62,500,000	18,999,125
'962VGP907	BRIDGEPOINT VI	53,942,556	77,656,559	61,224,872	16,431,687
'933REU903	MARANON PARTNERSHIP	11,828,205	\$ 75,436,283	\$ 59,286,538	\$ 16,149,745

Full listing of holdings can be obtained at
NYC Police Pension Fund - 233 Broadway, 25th Floor, New York, NY 10279

Continued...

New York City Police Pension Fund
List of Top 100 Alternative Asset Holdings
As of June 30, 2022

<u>CUSIP</u>	<u>Security Description</u>	<u>Quantity</u>	<u>Fair Value</u>	<u>Par Value</u>	<u>Gain/Loss</u>
'932SBJ900	ICG CENTRE ST PARTNERSHIP	10,484,170	\$ 74,916,642	\$ 61,175,787	\$ 13,740,855
'966MRQ909	GEMSSTOCK FUND LP	45,000	74,879,305	45,000,000	29,879,305
'934LCY909	ASF VIII B	40,674,296	74,670,035	40,674,295	33,995,740
'ACI006PI5	JP MORGAN STR PROPERTY FD	5,325,358	74,544,358	44,929,340	29,615,018
'ACI06VJ42	FORTRESS CNTRE ST PARTNERSHIP	361,797	70,609,038	51,443,745	19,165,293
'932TTQ903	KKR RE CREDIT OPP PRNTS AGG I	72,243,221	69,835,499	72,243,221	(2,407,722)
'ACI018UL7	GREEN EQUITY INVESTORS VI	36,435,624	68,318,689	36,435,624	31,883,065
'930HBL901	H/2 SPECIAL OPP IV LP	53,953,395	68,269,227	53,953,395	14,315,832
'962VLX904	SIRIS PARTNERS IV	41,396,558	67,952,781	41,396,558	26,556,223
'ACI06VK40	CONTRARIAN CTR ST PARTNERSHIP	5,547,288	66,987,334	55,000,000	11,987,334
'934KTV909	LEXINGTON IX	39,412,637	66,691,424	39,412,636	27,278,788
'965SET905	FCO MA CENTRE ST II	2,105,494	66,289,106	55,033,691	11,255,415
'928QUK906	GREEN EQUITY INVESTORS VII	28,333,313	65,233,741	28,333,313	36,900,428
'931ARB900	PLATINUM EQUITY CAP PTNRS IV	34,124,902	64,509,511	34,124,902	30,384,608
'979GFM909	PROLOGIS INC	22,646,674	62,081,870	34,594,860	27,487,010
'935XQV903	EQT INFRA FUND IV	41,746,334	60,869,078	41,746,334	19,122,743
'962PYT902	FIRSTMARK CAPITAL I	4,987,144	59,765,964	5,532,523	54,233,441
'ACI07YY48	LEXINGTON CAPT PRTNS VIII	43,615,283	58,287,507	43,615,283	14,672,225
'966RYG902	EQT IX USD	43,309,838	57,986,460	43,309,838	14,676,622
'965RHN907	GREEN EQUITY INVESTORS VIII	52,411,148	57,624,380	52,411,148	5,213,232
'963DBS905	WCAS FUND XIII	42,636,151	55,952,786	42,636,150	13,316,635
'975EFB902	VISTA EQUITY PARTNERS FUND IV,	22,946,826	55,825,796	22,946,826	32,878,970
'967HRT002	MARATHON CTR ST PARTNERSHIP B	13,719,285	55,428,341	43,593,750	11,834,591
'943GGV000	KKR RE PARTNERS AMERICAS III	53,650,359	54,957,121	53,650,359	1,306,762
'937TQC902	CALEDONIA FUND US LP	100,000	54,639,936	100,000,000	(45,360,064)
'ACI064Z93	APOLLO INVESTMENT FUND VIII	46,183,785	53,236,603	46,183,785	7,052,818
'ACI0CLXD1	EQT VII	37,256,470	53,134,968	42,509,340	10,625,627
'928DCR900	PW REAL ESTATE FUND III LP	17,195,747	53,005,398	19,718,162	33,287,235
'ACI05JGB7	OAKTREE OPPORTUNITIES FUND IX,	15,538,374	52,557,448	29,307,738	23,249,711
'930VRP904	BC EUROPEAN CAPITAL X	30,492,570	52,053,817	34,762,020	17,291,797
'ACI00PZ50	SUMMIT PTN GROWTH EQTY FD VIII	13,508,532	51,604,619	13,508,532	38,096,087
'964KDS906	BROOKFIELD INFRA FUND IV B	42,203,574	50,616,223	42,203,574	8,412,649
'ACI0BCBL8	AMERICAN SEC PTNRS VII	29,260,649	50,164,808	29,260,649	20,904,159
'ACI076JS3	BROOKFIELD INFR FD II	36,604,200	49,380,053	36,604,200	12,775,854
'ACI0CDWS7	WCAS XII	20,519,426	48,410,682	20,519,426	27,891,256
'976XMN905	BRIGHTWOOD CAPITAL FUND IV LP	7,555,601	47,491,236	38,235,876	9,255,360
'922WLC907	RFM NYCERS SANDY LLC	42,071,444	46,120,274	42,071,444	4,048,830
'928BWN901	ALTIMETER PARTNERS FUND LP	38,000	45,085,023	39,242,354	5,842,669
'ACI06CZS3	CARLYLE PARTNERS VI	20,318,471	44,683,650	20,318,471	24,365,179
'943BTZ909	HARBOURVEST CENTRE ST COINV	44,000,000	44,406,692	44,000,000	406,692
'964MXZ904	TORCHLIGHT DEBT OPPORTUNITY VI	5,693,446	43,650,125	36,367,124	7,283,001
'927NJZ904	ARES CORPORATE OPPORTUNITIES	33,083,930	43,143,330	33,083,929	10,059,401
'942SGH907	CIREP CENTRE STREET	39,215,686	42,911,333	39,215,686	3,695,647
'933SWZ900	KKR GLOBAL INFRASTRUCTURE III	39,414,441	42,419,240	39,414,441	3,004,799
'930ADP905	BROOKFIELD INFRA FUND III	34,471,765	42,379,898	34,471,765	7,908,133
'966ACUII3	CLEARLAKE CAPITAL PARTNERS VI	26,202,252	41,963,116	26,202,252	15,760,864
'933LDF900	KKR EUROPE V	35,995,870	41,917,227	35,995,870	5,921,357
'967HBJ902	THE RESOLUTE FUND V	22,840,826	41,258,206	22,840,825	18,417,381
'976TPJ900	EXETER CORE IN CLUB FUND II LP	18,227,800	40,849,648	18,227,800	22,621,848
'ACI08L1H2	CRESTVIEW PRTNR III	33,233,023	\$ 40,387,727	\$ 33,233,023	\$ 7,154,704

Full listing of holdings can be obtained at

NYC Police Pension Fund - 233 Broadway, 25th Floor, New York, NY 10279

New York City Police Pension Fund
List of Top 100 Treasury Inflation Protected Securities
As of June 30, 2022

<u>CUSIP</u>	<u>Security Description</u>	<u>Quantity</u>	<u>Fair Value</u>	<u>Par Value</u>	<u>Gain/Loss</u>	<u>Accrued Income</u>
'9128285P1	US TREASURY N/B	64,000,000	\$ 63,917,440	\$ 67,932,500	\$ (4,015,060)	\$ 155,847
'912810SF6	US TREASURY N/B	48,200,000	45,931,226	52,456,227	(6,525,001)	543,249
'912828VM9	TSY INFL IX N/B	44,874,008	45,662,893	45,310,151	352,741	77,631
'912828B25	TSY INFL IX N/B	41,336,946	42,044,221	42,556,165	(511,944)	119,186
'912810SA7	US TREASURY N/B	44,500,000	41,927,455	45,474,314	(3,546,859)	501,547
'912810TA6	US TREASURY N/B	54,000,000	41,075,640	52,214,147	(11,138,507)	355,028
'912810SX7	US TREASURY N/B	47,000,000	39,676,460	51,626,228	(11,949,768)	142,565
'912810TB4	US TREASURY N/B	51,250,000	38,453,388	49,880,355	(11,426,967)	122,728
'912828WU0	TSY INFL IX N/B	37,666,026	38,026,490	37,755,103	271,387	21,720
'912810RZ3	US TREASURY N/B	42,400,000	37,984,464	47,736,629	(9,752,165)	148,918
'912810SZ2	US TREASURY N/B	49,000,000	37,869,650	47,879,492	(10,009,842)	368,177
'91282CDX6	TSY INFL IX N/B	39,834,266	37,810,685	41,910,843	(4,100,158)	22,971
'912810SQ2	US TREASURY N/B	54,500,000	37,651,870	49,668,072	(12,016,202)	230,345
'9128283R9	TSY INFL IX N/B	36,546,486	36,296,508	36,015,827	280,681	84,299
'912810SC3	US TREASURY N/B	37,200,000	36,001,044	39,674,603	(3,673,559)	148,471
'91282CCM1	TSY INFL IX N/B	37,836,314	35,974,389	42,229,991	(6,255,602)	21,819
'912810RU4	US TREASURY N/B	38,825,000	35,397,529	42,600,842	(7,203,313)	142,561
'912828XL9	TSY INFL IX N/B	34,909,296	35,258,738	34,778,649	480,089	60,392
'912828Z37	TSY INFL IX N/B	36,794,298	35,119,789	38,166,281	(3,046,492)	21,218
'912828ZZ6	TSY INFL IX N/B	36,090,216	34,417,435	39,754,485	(5,337,050)	20,812
'912810TC2	US TREASURY N/B	43,000,000	34,151,460	40,870,156	(6,718,696)	109,837
'91282CBF7	TSY INFL IX N/B	35,810,400	34,061,062	39,179,831	(5,118,769)	20,650
'912810SR0	US TREASURY N/B	48,700,000	33,899,583	48,314,732	(14,415,149)	69,973
'9128282L3	TSY INFL IX N/B	33,484,699	33,363,150	33,168,082	195,068	57,928
'912828YL8	TSY INFL IX N/B	32,672,560	32,872,516	33,121,825	(249,309)	8,592
'912828N71	TSY INFL IX N/B	32,457,703	32,821,230	33,150,547	(329,317)	93,585
'912810SJ8	US TREASURY N/B	39,800,000	32,656,298	44,279,508	(11,623,210)	336,431
'912810RN0	US TREASURY N/B	35,875,000	32,590,285	39,634,479	(7,044,194)	387,490
'91282CEJ6	TSY INFL IX N/B	32,762,030	32,256,512	33,326,692	(1,070,180)	8,616
'912810SU3	US TREASURY N/B	43,000,000	32,255,160	41,512,031	(9,256,871)	302,901
'912810SD1	US TREASURY N/B	34,000,000	32,125,920	36,509,337	(4,383,417)	383,204
'912828H45	TSY INFL IX N/B	31,893,934	32,087,211	32,218,927	(131,716)	36,784
'912828S50	TSY INFL IX N/B	31,306,370	31,052,788	31,119,826	(67,037)	18,053
'912810RK6	US TREASURY N/B	36,500,000	30,956,745	34,673,583	(3,716,838)	342,818
'91282CDC2	TSY INFL IX N/B	31,205,395	30,921,114	33,786,600	(2,865,486)	8,206
'912828ZJ2	TSY INFL IX N/B	30,886,056	30,901,190	32,343,080	(1,441,890)	8,122
'91282CAQ4	TSY INFL IX N/B	30,914,055	30,889,942	33,220,620	(2,330,678)	8,130
'912810SH2	US TREASURY N/B	32,900,000	30,675,302	37,572,356	(6,897,054)	120,805
'912810RB6	US TREASURY N/B	33,500,000	30,547,980	34,370,785	(3,822,805)	123,008
'912810QY7	US TREASURY N/B	33,500,000	29,996,905	34,756,101	(4,759,196)	117,660
'912828V49	TSY INFL IX N/B	29,868,832	29,757,720	29,730,952	26,767	51,672
'912810RT7	US TREASURY N/B	36,750,000	29,632,628	32,948,771	(3,316,144)	310,649
'912828ZC7	US TREASURY N/B	31,000,000	29,505,800	31,114,484	(1,608,684)	116,566
'912810SN9	US TREASURY N/B	45,500,000	28,949,375	43,608,253	(14,658,878)	72,639
'9128287B0	US TREASURY N/B	30,000,000	28,691,100	31,457,813	(2,766,713)	1,529
'912810RQ3	US TREASURY N/B	33,830,000	28,685,472	32,092,350	(3,406,878)	317,740
'912810SK5	US TREASURY N/B	33,500,000	28,294,435	35,555,464	(7,261,029)	101,615
'9128286L9	US TREASURY N/B	29,000,000	28,177,560	30,904,258	(2,726,698)	164,016
'912810SS8	US TREASURY N/B	40,000,000	28,132,800	34,893,164	(6,760,364)	83,016
'912810RY6	US TREASURY N/B	31,300,000	\$ 27,989,086	\$ 33,520,269	\$ (5,531,183)	\$ 323,376

Full listing of holdings can be obtained at
NYC Police Pension Fund - 233 Broadway, 25th Floor, New York, NY 10279

Continued...

New York City Police Pension Fund
List of Top 100 Treasury Inflation Protected Securities
As of June 30, 2022

<u>CUSIP</u>	<u>Security Description</u>	<u>Quantity</u>	<u>Fair Value</u>	<u>Par Value</u>	<u>Gain/Loss</u>	<u>Accrued Income</u>
'91282CBZ3	US TREASURY N/B	31,000,000	\$ 27,961,690	\$ 30,773,555	\$ (2,811,865)	\$ 65,285
'9128284V9	US TREASURY N/B	28,000,000	27,658,680	31,110,625	(3,451,945)	302,431
'912810SL3	US TREASURY N/B	35,600,000	27,587,152	41,168,598	(13,581,446)	267,492
'912828Y38	TSY INFL IX N/B	26,669,666	26,860,355	26,586,458	273,896	92,276
'9128287D6	TSY INFL IX N/B	26,838,213	26,023,136	26,984,679	(961,543)	30,953
'912810RJ9	US TREASURY N/B	27,450,000	25,437,366	28,810,307	(3,372,941)	105,175
'91282CCA7	TSY INFL IX N/B	25,571,272	25,331,925	27,782,293	(2,450,368)	6,725
'912828G38	US TREASURY N/B	25,000,000	24,576,250	25,938,806	(1,362,556)	71,841
'91282CDG3	US TREASURY N/B	26,500,000	24,426,640	26,359,929	(1,933,289)	50,228
'9128285W6	TSY INFL IX N/B	23,837,337	24,059,501	24,426,431	(366,930)	96,222
'912810RS9	US TREASURY N/B	28,000,000	23,732,240	26,522,643	(2,790,403)	89,402
'912828H45	TSY INFL IX N/B	23,449,986	23,592,093	24,938,915	(1,346,822)	27,045
'912810FR4	TSY INFL IX N/B	21,237,165	22,503,537	23,881,134	(1,377,597)	232,685
'91282CCJ8	US TREASURY N/B	24,500,000	22,491,245	24,476,981	(1,985,736)	583
'912810QN1	US TREASURY N/B	18,530,000	22,315,679	25,324,015	(3,008,336)	330,673
'91282CCK5	US TREASURY N/B	22,000,000	21,399,180	21,781,646	(382,466)	75
'912810TD0	US TREASURY N/B	26,000,000	21,397,220	25,300,312	(3,903,092)	219,779
'912828VM9	TSY INFL IX N/B	20,885,743	21,252,915	22,201,217	(948,303)	36,132
'9128286N5	TSY INFL IX N/B	20,542,696	20,826,802	20,675,129	151,672	21,609
'91282CAQ4	TSY INFL IX N/B	20,375,426	20,359,533	22,107,041	(1,747,508)	5,358
'912810RL4	TSY INFL IX N/B	21,300,981	19,070,129	22,062,785	(2,992,656)	60,019
'912810TG3	US TREASURY N/B	20,145,000	19,027,557	19,054,862	(27,305)	80,265
'912810QE1	US TREASURY N/B	15,900,000	18,921,000	21,841,640	(2,920,640)	276,273
'912810QH4	US TREASURY N/B	16,200,000	18,669,204	23,185,307	(4,516,103)	90,520
'912828V49	TSY INFL IX N/B	18,640,348	18,571,006	20,141,103	(1,570,097)	32,247
'91282CDY4	US TREASURY N/B	20,327,000	18,415,042	18,634,460	(219,417)	143,187
'912810FH6	TSY INFL IX N/B	14,898,245	17,987,099	19,751,811	(1,764,713)	121,455
'912810QW1	US TREASURY N/B	19,060,000	17,867,225	22,537,135	(4,669,910)	73,029
'91282CCM1	TSY INFL IX N/B	18,544,464	17,631,891	20,546,406	(2,914,515)	10,694
'91282CDX6	TSY INFL IX N/B	18,529,845	17,588,529	19,446,449	(1,857,919)	10,685
'912810QX9	US TREASURY N/B	19,600,000	17,585,708	19,710,269	(2,124,561)	202,497
'912810FD5	TSY INFL IX N/B	15,024,390	17,548,037	18,936,154	(1,388,118)	114,581
'912828B25	TSY INFL IX N/B	17,083,328	17,375,624	17,540,117	(164,493)	49,256
'912810QU5	US TREASURY N/B	18,100,000	17,335,637	19,470,883	(2,135,246)	212,500
'912810RF7	TSY INFL IX N/B	16,917,283	17,301,136	19,174,586	(1,873,450)	87,390
'912810QL5	US TREASURY N/B	15,200,000	17,177,824	19,407,868	(2,230,044)	82,505
'912810TF5	US TREASURY N/B	20,000,000	16,959,400	20,343,750	(3,384,350)	178,453
'912810SP4	US TREASURY N/B	25,200,000	16,587,648	21,305,756	(4,718,108)	130,177
'91282CDJ7	US TREASURY N/B	19,070,000	16,540,174	18,359,972	(1,819,798)	33,489
'912828WU0	TSY INFL IX N/B	16,293,012	16,448,937	17,283,416	(834,480)	9,395
'912828ZZ6	TSY INFL IX N/B	17,046,288	16,256,193	18,805,555	(2,549,363)	9,830
'91282CBF7	TSY INFL IX N/B	16,744,832	15,926,847	18,304,007	(2,377,160)	9,656
'912810FS2	TSY INFL IX N/B	14,988,857	15,874,099	16,622,474	(748,375)	138,295
'912828YL8	TSY INFL IX N/B	15,564,532	15,659,787	16,105,969	(446,182)	4,093
'912828S50	TSY INFL IX N/B	15,639,317	15,512,639	16,130,312	(617,674)	9,019
'912810QV3	TSY INFL IX N/B	16,841,063	15,385,827	16,607,362	(1,221,535)	47,453
'9128283R9	TSY INFL IX N/B	15,188,348	15,084,460	16,233,832	(1,149,373)	35,034
'9128282L3	TSY INFL IX N/B	15,024,807	14,970,267	15,820,551	(850,285)	25,992
'9128286R6	US TREASURY N/B	15,000,000	14,804,250	15,775,195	(970,945)	56,861
'9128286Z8	US TREASURY N/B	15,000,000	\$ 14,640,300	\$ 15,580,664	\$ (940,364)	\$ 713

Full listing of holdings can be obtained at
NYC Police Pension Fund - 233 Broadway, 25th Floor, New York, NY 10279

New York City Police Pension Fund
 Broker Commission Report
 Year Ended June 30, 2022

Fiscal Year Beginning July 1, 2021

Report includes the following period: June 2022

Broker Name	Shares/Par Value	Base Commission
ABEL NOSER	\$ 66,205	\$ 3,310
ABN AMRO CLEARING BANK N.V.	90,272	1,787
ACADEMY SECURITIES INC	5,321	106
ALLEN & COMPANY LLC	41,667	1,250
APEX CLEARING CORPORATION	273,982	9,750
ARQAAM CAPITAL LIMITED	628,583	3,360
ARQAAM SECURITIES LLC	1,989,183	2,850
AUTREPAT-DIV RE	16,178	448
BANCO ITAU SA	225,392	2,723
BANCO PACTUAL S.A.	459,944	1,824
BANCO SANTANDER (BRASIL) S.A.	397,800	717
BANCO SANTANDER CENTRAL HISPANO	211,320	1,244
BANCO SANTANDER CHILE	540,537	113
BANCO SANTANDER MEXICANO, S.A.	127,132	539
BANCROFT CAPITAL LLC	15,785	126
BANK OF AMERICA CORPORATION	1,410,988	10,729
BARCLAYS CAPITAL	1,180,367	17,512
BARCLAYS CAPITAL INC	652,382	2,500
BARCLAYS CAPITAL INC./LE	826,549	6,476
BARCLAYS CAPITAL LE	1,895,794	27,017
BARRINGTON RESEARCH ASSOCIATES	3,370	101
BERENBERG CAPITAL MARKETS LLC	72,329	2,532
BERNSTEIN AUTONOMOUS LLP	6,412,878	58,674
BMO CAPITAL MARKETS	493,353	15,428
BMO NESBITT BURNS INC	166,567	3,921
BNP PARIBAS	351,255	1,729
BNP PARIBAS PRIME BROKERAGE, INC.	1,318,484	10,275
BNP PARIBAS SECURITIES (ASIA) LTD.	983,589	704
BNP PARIBAS SECURITIES SERVICES	3,486,098	20,886
BNP PARIBAS SECURITIES SERVICES SA	2,452,557	2,517
BOFA SECURITIES, INC	756,142	4,189
BOFA SECURITIES, INC.	39,864,666	249,268
BRADESCO S.A. CTVM	1,181,710	5,287
BTG PACTUAL CASA DE BOLSA	148,462	129
BTG PACTUAL CHILE S.A. CORREDORES DE BOL	21,153,961	837
BTIG, LLC	256,046	8,141
CABRERA CAPITAL MARKETS	3,934,628	21,749
CABRERA CAPITAL MARKETS LLC	118,858	7,196
CANACCORD GENUITY INC.	187,192	7,260
CANTOR FITZGERALD + CO.	546,926	7,809
CANTOR FITZGERALD EUROPE	142,442	2,070
CAPITAL INSTITUTIONAL SVCS INC EQUITIES	887,359	31,058
CARNEGIE A S	761,040	22,283
CARNEGIE INVESTMENT BANK AB	27,260	1,594
CARNEGIE SECURITIES FINLAND	121,410	2,548
CASTLEOAK SECURITIES LP	4,004,034	10,111
CF GLOBAL TRADING LLC	\$ 27,777	\$ 1,370

Continued...

New York City Police Pension Fund
 Broker Commission Report
 Year Ended June 30, 2022

*Fiscal Year Beginning July 1, 2021
 Report includes the following period: June 2022*

Broker Name	Shares/Par Value	Base Commission
CGS-CIMB SECURITIES (HONG KONG) LTD	\$ 1,972,710	\$ 1,050
CHINA INTERNATIONAL CAPITAL CO	1,114,896	3,332
CHINA RENAISSANCE SECURITIES HK LTD	604,500	4,408
CIBC WORLD MARKETS CORP	1,643	66
CIBC WORLD MKTS INC	460,471	2,530
CIMB SECURITIES LTD., KOREA BRANCH	1,692	81
CIMB-GK SECURITIES PTE.LTD.	1,287,100	1,101
CITIBANK CANADA	2,335	64
CITIBANK INTERNATIONAL PLC	4,722	96
CITIBANK N.A.	378,380	2,993
CITIBANK OF COLOMBIA	435,724	484
CITIBANK SOUTH AFRICA	22,583	507
CITIGROUP GLBL MARKET KOERA SECS LTD	143,173	1,037
CITIGROUP GLOBAL MARKETS AUSTRALIA PTY	86,573	23
CITIGROUP GLOBAL MARKETS EUROPE AG	2,465,377	32,913
CITIGROUP GLOBAL MARKETS INC	33,800,535	25,653
CITIGROUP GLOBAL MARKETS INC.	503,082	1,600
CITIGROUP GLOBAL MARKETS INDIA	6,950,812	19,768
CITIGROUP GLOBAL MARKETS LIMITED	6,544,921	42,653
CITIGROUP GLOBAL MARKETS TAIWAN	2,121,196	5,505
CL SECURITIES TAIWAN COMPANY LIMITED	2,025,283	4,343
CLSA AUSTRALIA PTY LTD	641,711	937
CLSA SECURITIES KOREA LTD.	881,413	22,769
CLSA SECURITIES MALAYSIA SDN BHD	1,673,400	665
CLSA SINGAPORE PTE LTD.	10,231,606	24,877
CLSA UK	94,883.00	331.09
COAST PARTNERS SECURITIES	18,684	93
COMMERCIAL BANK OF QATAR, LTD.	457,548	1,017
COMPASS POINT	12,930	517
CORNERSTONE MACRO LLC	9,565	478
COWEN AND COMPANY, LLC	2,115,840	44,585
CRAIG-HALLUM	105,594	3,961
CREDIT LYONNAIS SECURITIES (USA) INC	53,300	264
CREDIT LYONNAIS SECURITIES INDIA	7,850,360	17,891
CREDIT LYONNAIS SECURITIES(ASIA)	129,374,529	101,748
CREDIT SUISSE FIRST BOSTON	862,674	9,973
CREDIT SUISSE FIRST BOSTON (EUROPE)	5,912	1,382
CREDIT SUISSE FIRST BOSTON SA CTVM	1,618,089	9,874
CREDIT SUISSE INTERNATIONAL	5,658,846	12,048
CREDIT SUISSE SECS INDIA PRIVATE LTD	265,730	5,330
CREDIT SUISSE SECURITIES (USA) LLC	14,753,665	101,015
CS FIRST BOSTON (HONG KONG) LIMITED	1,869,855	4,603
CSFB AUSTRALIA EQUITIES LTD	656,716	184
CUTTONE & CO. INC.	4,451	178
DAIWA CAPITAL MARKETS AMERICA INC.	797,726	39,673
DAIWA SBCM EUROPE	\$ 102,400	\$ 1,921

Continued...

New York City Police Pension Fund
 Broker Commission Report
 Year Ended June 30, 2022

*Fiscal Year Beginning July 1, 2021
 Report includes the following period: June 2022*

Broker Name	Shares/Par Value	Base Commission
DAIWA SECURITIES (HK) LTD.	\$ 1,454,200	\$ 1,574
DAIWA SECURITIES COMPANY LTD	12,277	503
DAIWA SECURITIES SB CAPITAL MARKETS	715,537	6,653
DAIWA SECURITIES SMBC INDIA PR	16,464	640
DAVIDSON D.A. + COMPANY INC.	18,707	561
DBS VICKERS SECURITIES (SINGAPORE)	385,600	8,000
DNB BANK ASA	75,271	94
DNB MARKETS CUSTODY, A BUSINESS UNIT OF	112	57
DOM INWESTYCYJNY BRE BANKU S.A.	149,770	289
DSP MERRILL LYNCH LTD	447,405	12,368
EUROMOBILIARE SIM S.P.A.	8,713	527
EVERCORE GROUP L.L.C.	83,699	1,958
EVERCORE ISI	85,527	2,162
EXANE S.A.	1,761,604	28,804
FIDELITY CAPITAL MARKETS	594,610	9,733
FIDELITY CLEARING CANADA ULC	481,300	3,628
FINANCIAL BROKERAGE GROUP (FBG)	1,053,820	2,939
FLOW CORRETORA DE MERCADORIAS LTDA.	832,081	2,414
FUBON SECURITIES CO. LTD	19,000	213
GOLDMAN SACHS (ASIA) L.L.C.	9,597,644	4,517
GOLDMAN SACHS (ASIA) LLC	158,279	2,732
GOLDMAN SACHS (INDIA)	3,320,726	14,304
GOLDMAN SACHS (JAPAN) LTD.	300	214
GOLDMAN SACHS + CO LLC	38,684,515	145,852
GOLDMAN SACHS AUSTRALIA PTY LTD	634,714	330
GOLDMAN SACHS DO BRASIL CORRETORA	115,584	2,153
GOLDMAN SACHS INTERNATIONAL	8,003,606	44,445
GOLDMAN SACHS(ASIA)L.L.C.	6,797,058	2,340
GOODBODY STOCKBROKERS	13,018	32
GORDON HASKETT CAPITAL CORP	59,976	2,099
GUZMAN + CO	25,727	34
GUZMAN AND COMPANY	169,152	985
HAITONG INTERNATIONAL SECURITIES COMPANY	1,988,679	7,932
HANWHA SECURITIES SEOUL	37,534	2,148
HILLTOP SECURITIES INC	235,330	9,041
HONGKONG + SHANGHAI BANKING	102,529	938
HONGKONG AND SHANGHAI BANKING CORPORATIO	1,180,259	5,688
HSBC BANK PLC	7,105,908	37,689
HSBC BROKERAGE (USA) INC.	4,791	24
HSBC SECURITIES (USA) INC.	45,845,237	30,570
HSBC SECURITIES INDIA HOLDINGS	355,635	535
HYUNDAI SECURITIES	58,865	2,357
ICBCFS LLC	14,415	279
ICICI BROKERAGE SERVICES	12,090,636	45,192
IM TRUST S.A. CORREDORES DE BOLSA	966,184	129
INDIA INFOLINE LTD	\$ 32,106	\$ 852

Continued...

New York City Police Pension Fund
 Broker Commission Report
 Year Ended June 30, 2022

Fiscal Year Beginning July 1, 2021
 Report includes the following period: June 2022

Broker Name	Shares/Par Value	Base Commission
INSTINET	\$ 994,759	\$ 10,046
INSTINET AUSTRALIA CLEARING SRVC PTY LTD	5,104,073	4,775
INSTINET EUROPE LIMITED	9,321	276
INSTINET LLC	6,534,123	10,078
INSTINET PACIFIC LIMITED	149,982,866	57,206
INSTINET SINGAPORE SERVICES PT	1,184,715	2,047
INSTINET U.K. LTD	28,733,534	135,829
INTERNAL SWAP	6,130	42
INTL TRADING INC.	7,330	147
INVESTEC MARKETS(PROPRIETARY)LIMITED	665,779	1,685
INVESTMENT TECHNOLOGY GROUP INC.	20,966	629
ITG AUSTRALIA LTD.	13,744,735	5,643
ITG CANADA	241,380	936
ITG INC	218,195	985
J P MORGAN INDIA PRIVATE LTD	804,024	3,552
J P MORGAN SECURITIES INC	3,262,459	12,972
J.P. MORGAN SECURITIES (TAIWAN) LTD	1,140,494	1,358
J.P. MORGAN SECURITIES LIMITED	130,283	1,522
J.P. MORGAN SECURITIES LLC	2,344,305	45,230
J.P. MORGAN SECURITIES PLC	14,061,680	97,504
J.P.MORGAN SECURITIES(FAR EAST)LTD SEOUL	58,829	2,946
JANNEY MONTGOMERY SCOTT INC.	18,470	679
JB CAPITAL MKTS SOCIEDAD DE VALORES SA	63,802	207
JEFFERIES HONG KONG LIMITED	458,050	6,227
JEFFERIES INDIA PRIVATE LIMITED	1,973,915	29,418
JEFFERIES INTERNATIONAL LTD	23,034,146	19,563
JEFFERIES LLC	5,597,252	56,625
JMP SECURITIES	27,082	573
JOH. BERENBERG, GOSSLER & CO. KG	522,333	13,714
JONESTRADING INSTITUTIONAL SERVICES LLC	927,944	12,746
JONESTRADING INSTITUTIONAL SERVICES, LLC	6,239	34
JP MORGAN BROKING HK LIMITED	91,000	1,420
JP MORGAN SECURITIES (FAR EAST) SEOUL BR	6,247	4,777
JP MORGAN SECURITIES AUSTRALIA LTD	1,463,995	1,785
JP MORGAN SECURITIES SINGAPORE	5,859,345	1,285
JPMORGAN SECURITIES(ASIA PACIFIC)LTD	20,290,231	22,536
JUPITER SECURITIES SDN BHD	110,000	52
KEEFE BRUYETTE + WOODS INC	164,849	4,592
KEPLER CHEUVREUX	59,856	3,890
KEYBANC CAPITAL MARKETS INC	246,515	6,595
KIM ENG SECURITIES (HK) LTD.	137,300	189
KOREA INVESTMENT AND SECURITIES CO., LTD	14,549	432
KOTAK SECURITIES LTD	208,629	8,457
LARRAIN VIAL	756,676	215
LEERINK PARTNERS LLC	35,887	1,079
LIQUIDNET ASIA LIMITED	8,600	7
LIQUIDNET CANADA INC	\$ 12,180	\$ 85

Continued...

New York City Police Pension Fund
 Broker Commission Report
 Year Ended June 30, 2022

Fiscal Year Beginning July 1, 2021
 Report includes the following period: June 2022

Broker Name	Shares/Par Value	Base Commission
LIQUIDNET EUROPE LIMITED	\$ 1,608,245	\$ 19,073
LIQUIDNET INC	925,502	15,777
LOOP CAPITAL MARKETS	13,837,452	131,239
LOOP CAPITAL MARKETS LLC	79,184	396
LUMINEX TRADING AND ANALYTICS	9,814	49
LUMINEX TRADING AND ANALYTICS LLC	75,563	378
MACQUARIE BANK LIMITED	3,565,479	6,775
MACQUARIE CAPITAL (EUROPE) LTD	207,642	771
MACQUARIE CAPITAL (USA) INC	113,202	386
MACQUARIE CAPITAL SECURITIES S	19,791,461	22,327
MACQUARIE SEC NZ LTD	261,386	102
MACQUARIE SECURITIES (INDIA) PVT LTD	37,739	1,128
MACQUARIE SECURITIES KOREA LIMITED	165,889	10,648
MACQUARIE SECURITIES LIMITED	172,984	210
MAXIM GROUP	2,694	54
MERRIL LYNCH CORREDORES DE BOL	149,449	7,472
MERRILL LYNCH EQUITIES (AUSTRALIA)	995,250	5,346
MERRILL LYNCH INTERNATIONAL	17,250,292	102,293
MERRILL LYNCH PIERCE FENNER AND S	497,000	4,625
MERRILL LYNCH PROFESSIONAL CLEARING CORP	354	7
MERRILL LYNCH, PIERCE FENNER AND SMITH	674,000	707
MERRILL LYNCH, PIERCE FENNER SMITH	680,774	34,039
MIRAE ASSET SEC USA	5,116	153
MISCHLER FINANCIAL GROUP	364,226	6,945
MISCHLER FINANCIAL GROUP, INC-EQUITIES	22,513	393
MITSUBISHI UFJ SECURITIES (USA)	78,759	1,894
MIZUHO SECURITIES USA INC	84,295	3,550
MIZUHO SECURITIES USA INC.	44,140	1,241
MKM PARTNERS LLC	8,276	296
MORGAN STAN INTERNATIONAL LTD	1,213	10
MORGAN STANLEY AND CO INTERNATIONAL	392,553	17,677
MORGAN STANLEY AND CO. INTERNATIONAL PLC	10,262,171	11,184
MORGAN STANLEY AUSTRALIA SECURITIES LTD	745,238	458
MORGAN STANLEY BANK	166	69
MORGAN STANLEY BANK AG	21,969	9,097
MORGAN STANLEY CO INCORPORATED	42,907,422	151,371
MORGAN STANLEY INDIA COMPANY PVT LTD	718,416	13,680
MORGAN STANLEY TAIWAN LIMITED	10,894,013	15,296
MOTILAL OSWAL SECURITIES LIMITED	7,600	561
NATIONAL FINANCIAL SERVICES CORPORATION	106,581	1,896
NATIONAL FINANCIAL SERVICES LLC	4,050	50
NBC CLEARING SERVICES INCORPORATED	22,995	43
NEEDHAM AND COMPANY LLC	243,878	10,035
NOMURA FINANCIAL ADVISORY + SEC INDIA	1,223,364	4,704
NOMURA FINANCIAL INVESTMENT KOREA CO LTD	1,159	69
NORTH SOUTH CAPITAL LLC	49,044	598
NORTHLAND SECURITIES INC.	\$ 34,905	\$ 698

Continued...

New York City Police Pension Fund
 Broker Commission Report
 Year Ended June 30, 2022

Fiscal Year Beginning July 1, 2021
 Report includes the following period: June 2022

Broker Name	Shares/Par Value	Base Commission
OPPENHEIMER + CO. INC.	\$ 71,425	\$ 1,969
PAREL	25,514	663
PAVILION GLOBAL MARKETS LTD	262,400	7,279
PEEL HUNT LLP	6,822	446
PENSERRA SECURITIES	338,544	7,134
PENSERRA SECURITIES LLC	599,615	1,414
PERSHING LLC	16,127,388	137,075
PERSHING SECURITIES CANADA LIMITED	40,140	965
PERSHING SECURITIES LIMITED	7,102,018	76,665
PIPER JAFFRAY & CO.	460,318	15,266
PIPER, JAFFRAY AND HOPWOOD	118,380	432
RAYMOND JAMES AND ASSOCIATES INC	397,312	16,374
RBC CAPITAL MARKETS LLC	559,760	5,521
RBC CAPITAL MARKETS, LLC	518,347	8,827
RBC DOMINION SECURITIES INC.	406,968	2,231
REDBURN (EUROPE) LIMITED	793,933	10,444
RENAISSANCE SECURITIES (CYPRUS) LIMITED	79,843	838
ROBERT W. BAIRD CO.INCORPORATED	1,807,085	39,859
ROSENBLATT SECURITIES INC.	9,358	47
ROTH CAPITAL PARTNERS LLC	22,845	1,142
ROYAL BANK OF CANADA EUROPE LTD	1,096,797	26,457
SAMSUNG SECURITIES CO LTD	6,909	442
SANFORD C BERNSTEIN CO LLC	394,154	8,105
SANFORD C. BERNSTEIN (INDIA) PRIVATE LIM	255,164	4,310
SANFORD C. BERNSTEIN AND CO. LLC	18,085,101	39,271
SCOTIA CAPITAL (USA) INC	68,721	497
SCOTIA CAPITAL INC	122,751	681
SG ASIA SECURITIES (INOIA) PVT LTD	2,544,230	6,148
SG SECURITIES (HK) LIMITED	18,350,107	9,416
SG SECURITIES (LONDON) LTD.	1,818,128	1,658
SIDCO/VIRTU AMERICAS	1,272	51
SINOPAC SECURITIES CORPORATION	261,000	1,160
SKANDINAVISKA ENSKILDA BANKEN AB GLOBAL	32,510	1,800
SMBC NIKKO CAPITAL MARKETS LIMITED	67,587	1,129
SMBC SECURITIES INC	30,900	365
SOCIETE GENERALE	3,613,320	7,405
STATE STREET GLOBAL MARKETS, LLC	175,898	4,865
STEPHENS INC	159,704	6,048
STIFEL NICOLAUS + CO INC	301,991	10,871
STIFEL NICOLAUS EUROPE LIMITED	717,638	3,630
STONEX FINANCIAL INC.	788	32
STRATEGAS SECURITIES LLC	27,694	1,007
STUART FRANKEL + CO INC	1,276	13
SUNTRUST CAPITAL MARKETS, INC.	208,437	5,505
TELSEY ADVISORY GROUP	685,435	27,259
THE BANK OF NEW YORK MELLON	140,713	695
THE HONGKONG AND SHANGHAI BANKING	\$ 1,420	\$ 1,014

Continued...

New York City Police Pension Fund
 Broker Commission Report
 Year Ended June 30, 2022

*Fiscal Year Beginning July 1, 2021
 Report includes the following period: June 2022*

Broker Name	Shares/Par Value	Base Commission
TIGRESS FINANCIAL PARTNERS LLC	\$ 2,007	\$ 80
TORONTO DOMINION SECURITIES INC	281,580	1,550
TOURMALINE PARTNERS	3,779,834	34,475
TUNISIE VALEURS	1,337	36
UBS AG	24,638,861	97,869
UBS AG LONDON BRANCH	354,771	8,228
UBS SECURITIES ASIA LTD	19,145,038	10,980
UBS SECURITIES CANADA INC	502,552	3,422
UBS SECURITIES HONG KONG LIMITED	258,000	213
UBS SECURITIES INDIA PRIVATE LTD	360,709	1,461
UBS SECURITIES LLC	5,836,785	34,097
UBS SECURITIES PTE.LTD	2,144,168	944
UBS SECURITIES PTE.LTD., SEOUL	93,508	12,339
UBS SWITZERLAND AG	349,483	2,048
UBS WARBURG AUSTRALIA EQUITIES	248,644	293
UOB KAY HIAN PTE LIMITED	304,700	1,323
VIRTU AMERICAS	111,021	555
VIRTU AMERICAS LLC	691,069.00	19,465.05
VIRTU ITG EUROPE LIMITED	1,415,358	3,677
VTB BANK EUROPE PLC	476,006,204	1,716
WEDBUSH SECURITIES INC	16,120	564
WELLS FARGO SECURITIES LLC	713,660	5,706
WELLS FARGO SECURITIES, LLC	138,796	5,315
WILLIAM BLAIR & COMPANY L.L.C	389,805	16,565
WILLIAMS CAPITAL GROUP LP (THE)	415,373	9,599
XP INVESTIMENTOS CCTVM SA	315,820	1,568
YUANTA SECURITIES CO., LTD.	\$ 499,000	\$ 618
QPP	\$ 1,526,377,367	\$ 3,584,587
POVSF	\$ 23,834,634	\$ 49,804
PSOVSF	\$ 37,077,827	\$ 78,004
Grand Total	\$ 1,587,289,828	\$ 3,712,395



Actuarial Section

Part IV

New York City Police Pension Fund

A Pension Trust Fund of the City of New York

Annual Comprehensive Financial Report

For the fiscal years ended June 30, 2022 and June 30, 2021

This page is intentionally left blank



OFFICE OF THE ACTUARY

255 GREENWICH STREET • 9TH FLOOR
NEW YORK, NY 10007
(212) 442-5775 • FAX: (212) 442-5777

MAREK TYSZKIEWICZ
CHIEF ACTUARY

December 1, 2022

Board of Trustees
New York City Police Pension Fund
233 Broadway
New York, NY 10279

Re: Actuarial Information for the Annual Comprehensive Financial Report (ACFR) for the Fiscal Year Ended June 30, 2022

Dear Members of the Board of Trustees:

The financial objective of the New York City Police Pension Fund (POLICE or the Plan) is to fund members' retirement benefits during their active service by establishing employer normal contribution rates that, expressed as a percentage of active member annualized covered payroll, would remain approximately level over the future working lifetimes of those active members and, together with member contributions and investment income, are intended to ultimately be sufficient to accumulate assets to pay benefits when due.

An actuarial valuation of the Plan is performed annually as of the second June 30 preceding each fiscal year to determine the Employer Contributions to be paid for that fiscal year (i.e. the June 30, 2020 actuarial valuation is used to determine Fiscal Year 2022 Employer Contributions (Actuarial Contributions)).

The funding policy of the City of New York (the City) is to contribute statutorily-required contributions (Statutory Contributions) and these contributions are generally funded by the City within the appropriate fiscal year.

For Fiscal Year 2022, the Actuarial Contributions to POLICE, are equal to those recommended by the Actuary of the New York City Retirement Systems and Pension Funds (the Actuary) and represent the Statutory Contributions.

Pursuant to the Governmental Accounting Standards Board (GASB) Statement No. 67 (GASB67) and Statement No. 68 (GASB68), on September 23, 2022, the Office of the Actuary published the "Fiscal Year 2022 GASB 67/68 Report for the City of New York and the New York City Retirement Systems" (the Fiscal Year 2022 GASB67/68 Report). Appendix D of the Fiscal Year 2022 GASB67/68 Report contains information developed in accordance with GASB67 for POLICE.

Actuarial Assumptions and Methods

The assumptions and methods used for the June 30, 2020 valuation were presented in the memorandum titled “Proposed Changes to Actuarial Assumptions and Methods (Revised 2021 A&M)” dated July 28, 2021 and were adopted by the Board of Trustees at the September 8, 2021 Board meeting. These actuarial assumptions and methods used for funding purposes meet the parameters set forth by the Actuarial Standards of Practice (ASOPs).

Benefits, Financial Information, and Census Data

The June 30, 2020 and June 30, 2019 actuarial valuations are based upon the census data as of those dates submitted by the Plan’s administrative staff and the employer’s payroll facilities. A summary of the census data used in the June 30, 2020 actuarial valuation is included in this ACFR. A summary of the census data used in the June 30, 2019 actuarial valuation of the Plan is available in the Fiscal Year 2021 ACFR.

Consistent with the Actuarial Standards of Practice, the Office of the Actuary has reviewed the census data and financial information for consistency and reasonability but has not audited it. The accuracy of the results and calculations presented are dependent on the accuracy of this census data and financial information. To the extent any such data or information provided is materially inaccurate or incomplete, the results contained herein will require revision.

A summary of the benefits available under the terms of the Plan is shown in the Introductory Section of this ACFR. The benefits under the Plan are unchanged from the prior valuation.

Funded Status

The funded status of the Plan is usually expressed by the relationship of assets to liabilities.

With respect to the funded status of the Plan, included in the Actuarial Section of the ACFR is a schedule of funded status based on the Entry Age Normal cost method (Table 13).

Also included in the Actuarial Section of the ACFR are Solvency Tests (i.e. Comparative Summary of Accrued Liabilities Funded by Actuarial Value of Assets) (Tables 14a-c), as prescribed by the Government Finance Officers Association (GFOA). These Solvency Tests represent an alternative approach to describing progress toward funding objectives.

Presentation Style and Sources of Information

The actuarial information herein is believed to be presented in a manner consistent with the requirements of the GFOA and, where applicable, with GASB67.

The following items in the Actuarial Section of the ACFR were prepared by the OA:

- Summary of Actuarial Assumptions and Methods in Effect for the June 30, 2020 Actuarial Valuation.
- Summary of Active Member Valuation Data.
- Summary of Plan Membership Data.
- Schedule of Retirees and Beneficiaries Added to and Removed from Rolls.
- Actuarial and Statutory Contribution History.
- Funded Status Based on Entry Age Normal Cost Method.
- Comparative Summary of Accrued Liabilities Funded by Actuarial Value of Assets – Solvency Test.
- Contributions.

The following items in the Financial Section of the ACFR were also prepared by the OA:

- Membership Data.
- Net Pension Liability.
- Actuarial Assumptions and Methods.
- Schedule of Changes in Employers' Net Pension Liability and Related Ratios.
- Schedule of Employer Contributions.


If you have any questions about the information in this Actuarial Section or the actuarial information presented elsewhere in this ACFR, please do not hesitate to contact Anderson Huynh, Edward Hue, or me.

Board of Trustees
New York City Police Pension Fund
December 1, 2022
Page 4

Acknowledgement of Qualification

I, Marek Tyszkiewicz am the Chief Actuary for, and independent of, the New York City Retirement Systems and Pension Funds. I am an Associate of the Society of Actuaries and a Member of the American Academy of Actuaries. I meet the Qualification Standards of the American Academy of Actuaries to render the actuarial opinion contained herein. To the best of my knowledge, the results contained herein have been prepared in accordance with generally accepted actuarial principles and procedures and with the Actuarial Standards of Practice issued by the Actuarial Standards Board.

Respectfully submitted,

A handwritten signature in black ink that reads "Marek Tyszkiewicz". The signature is written in a cursive style and is placed over a light grey rectangular background.

Marek Tyszkiewicz, ASA, MAAA
Chief Actuary

MT/eh

Att.

cc: Kevin Holloran - New York City Police Pension Fund
Edward Hue, EA - New York City Office of the Actuary
Anderson Huynh, FSA, EA - New York City Office of the Actuary
Keith Snow, Esq. - New York City Office of the Actuary
Bavakutty Sunny - New York City Police Pension Fund
Stanley Thomas - New York City Police Pension Fund

NEW YORK CITY POLICE PENSION FUND

SUMMARY OF ACTUARIAL ASSUMPTIONS AND METHODS IN EFFECT FOR THE JUNE 30, 2020 ACTUARIAL VALUATION

1. Pursuant to Section 96 of the New York City Charter, studies of the actuarial assumptions used to value liabilities of the five actuarially-funded New York City Retirement Systems (NYCRS) are conducted every two years.

Also, in accordance with the Administrative Code of the City of New York (ACCNy), the Boards of Trustees of the five actuarially-funded NYCRS are to periodically review and adopt actuarial assumptions as proposed by the Actuary for use in the determination of Employer Contributions.

The Actuary issued a memorandum titled, "Proposed Changes to Actuarial Assumptions and Methods (Revised 2021 A&M)" dated July 28, 2021. The actuarial assumptions and methods described in that memorandum were adopted by the Board of Trustees at the September 8, 2021 Board meeting and are referred to as the "Revised 2021 A&M." These actuarial assumptions and methods are effective beginning with Fiscal Year 2021.

2. The Actuarial Interest Rate (AIR) assumption is 7.0% per annum, net of investment expenses.
3. Active service tables are used to estimate various withdrawals from active service. Probabilities are shown in Tables 1 and 2 for members withdrawing from active service for service retirement, Table 3 for members terminating from active service, and Tables 4 and 5 for members withdrawing from active service due to disability or death, respectively. Mortality improvement scale MP-2020, published by the Society of Actuaries, is applied to probabilities of ordinary death for actives and pre-commencement mortality for deferred vesteds.
4. The service retiree mortality, disabled retiree mortality, and beneficiary mortality base tables are projected from 2012 using mortality improvement scale MP-2020. The base tables are also multiplied by adjustment factors to convert from lives-weighted to amounts-weighted tables to reflect socioeconomic effects on mortality. Base table probabilities for service and disability pensioners are shown in Tables 6a and 6b, respectively, and for beneficiaries in Table 6c.
5. A salary scale is used to estimate salaries at termination, retirement, or death. Percentage increases are shown in Table 7. The salary scale includes a General Wage Increase (GWI) assumption of 3.0% per annum.

NEW YORK CITY POLICE PENSION FUND

SUMMARY OF ACTUARIAL ASSUMPTIONS AND METHODS IN EFFECT FOR THE JUNE 30, 2020 ACTUARIAL VALUATION (Cont'd)

6. The salary data was adjusted to reflect overtime earnings. A Baseline Overtime assumption is applied to most years and a separate overtime assumption, known as a Dual Overtime assumption, is applied to the years included in the calculation of Final Salary or Final Average Salary. Baseline Overtime and Dual Overtime percentages are shown in Table 8.
7. The economic assumptions (i.e. the assumed investment return rate, GWI rate, and Cost-of-Living Adjustments (COLA)) were developed assuming a long-term Consumer Price Inflation (CPI) assumption of 2.5% per annum. The assumption is 1.5% per annum for AutoCOLA and 2.5% per annum for escalation.
8. The valuation assumes a closed group of members.
9. The Actuary reset the Actuarial Value of Assets (AVA) to market value as of June 30, 2019.

Beginning with the June 30, 2020 actuarial valuation, the Actuarial Asset Valuation Method (AAVM) recognizes investment returns greater or less than expected over a period of five years. In accordance with this AAVM, the Unexpected Investment Returns are phased into the AVA over a five-year period at 20% per year.

The AVA is further constrained to be within a corridor of 80% to 120% of the Market Value of Assets.

10. The Entry Age Normal (EAN) cost method of funding is used by the Actuary to calculate the Employer Contribution.

Under this method, the Present Value (PV) of Future Benefits (PVFB) of each individual included in the actuarial valuation is allocated on a level basis over the expected earnings (or service) of the individual between entry age and the assumed exit age(s). The employer portion of this PVFB allocated to a valuation year is the Normal Cost. The portion of this PVFB not provided for at a valuation date by the PV of Future Normal Costs or future member contributions is the Accrued Liability (AL).

The excess, if any, of the AL over the AVA is the Unfunded Accrued Liability (UAL).

Under this method, actuarial gains and losses, as they occur, reduce and increase the UAL, respectively, and are explicitly identified and amortized. Increases or decreases in obligations due to benefit changes, actuarial assumption changes, and actuarial method changes are also explicitly identified and amortized.

NEW YORK CITY POLICE PENSION FUND

SUMMARY OF ACTUARIAL ASSUMPTIONS AND METHODS IN EFFECT FOR THE JUNE 30, 2020 ACTUARIAL VALUATION (Cont'd)

The explicit UALs that are developed under EAN each year are generally financed over fixed periods.

Under EAN, the Normal Cost as a percentage of pay remains constant by individual and changes gradually over time for the entire plan as the characteristics of the group changes (e.g. more Tier 3 Enhanced active members decrease the average Normal Cost as a percentage of pay).

11. The Employer Contribution for a fiscal year is increased by the interest-adjusted amount of administrative expenses paid from POLICE during the second prior fiscal year.
12. Obligations attributable to the World Trade Center (WTC) Disability Benefits Law and to the WTC Death Benefits Law are determined through estimation techniques for post-retirement reclassifications.
13. One-Year Lag Methodology (OYLM) uses a June 30, XX-2 valuation date to determine Fiscal Year XX employer contributions.

This methodology requires adjustments to certain components used to determine the Fiscal Year XX employer contributions as follows:

- a. Normal Cost

The normal cost as of June 30, XX-2 is rolled forward with the assumed AIR of 7.0% to derive the normal cost as of December 31, XX-1.

- b. UAL Payments

For determining the UAL payments for Fiscal Year XX, and to be consistent with the OYLM, the UAL as of June 30, XX-2 is adjusted by the discounted value of the employer normal cost and UAL payments paid during Fiscal Year XX-1 and the discounted value of Administrative Expenses reimbursed during Fiscal Years XX-1 and XX.

NEW YORK CITY POLICE PENSION FUND

SUMMARY OF ACTUARIAL ASSUMPTIONS AND METHODS IN EFFECT FOR THE JUNE 30, 2020 ACTUARIAL VALUATION (Cont'd)

14. The obligations of POLICE to the POVSF and the PSOVSF are recognized through a methodology where the PV of future VSF transfers from POLICE to the POVSF and PSOVSF is included directly as an actuarial liability of POLICE. This amount is computed as the excess, if any, of the PV of benefits of the POVSF and PSOVSF over the AVA of the POVSF and PSOVSF, respectively. Under EAN, a portion of the PV of future VSF transfers is reflected in the PV of future normal costs and a portion is reflected in the UAL.

NEW YORK CITY POLICE PENSION FUND

SUMMARY OF ACTUARIAL ASSUMPTIONS AND METHODS IN EFFECT FOR THE JUNE 30, 2020 ACTUARIAL VALUATION (Cont'd)

Table 1		
PROBABILITIES OF SERVICE RETIREMENT WITH FULL COLA/ESCALATION FOR THOSE ELIGIBLE FOR UNREDUCED		
Age	Years of Service Since First Eligible	
	Year 1	Ultimate
19	0.00%	0.00%
20	0.00%	0.00%
21	0.00%	0.00%
22	0.00%	0.00%
23	0.00%	0.00%
24	0.00%	0.00%
25	0.00%	0.00%
26	0.00%	0.00%
27	0.00%	0.00%
28	0.00%	0.00%
29	0.00%	0.00%
30	0.00%	0.00%
31	0.00%	0.00%
32	0.00%	0.00%
33	0.00%	0.00%
34	0.00%	0.00%
35	0.00%	0.00%
36	45.00%	0.00%
37	45.00%	10.00%
38	45.00%	10.00%
39	45.00%	10.00%
40	45.00%	10.00%
41	45.00%	10.00%
42	45.00%	10.00%
43	45.00%	10.00%
44	45.00%	10.00%
45	45.00%	10.00%
46	45.00%	11.00%
47	45.00%	12.00%
48	45.00%	13.00%
49	45.00%	14.00%
50	45.00%	15.00%
51	45.00%	15.00%
52	45.00%	15.00%
53	45.00%	15.00%
54	45.00%	15.00%
55	45.00%	15.00%
56	45.00%	15.00%
57	45.00%	15.00%
58	45.00%	15.00%
59	45.00%	15.00%
60	45.00%	20.00%
61	45.00%	30.00%
62	45.00% ¹	50.00% ¹
63	100.00%	100.00%

¹100% for Tier 3, Tier 3 Revised, and Tier 3 Enhanced members.

NEW YORK CITY POLICE PENSION FUND

SUMMARY OF ACTUARIAL ASSUMPTIONS AND METHODS IN EFFECT FOR THE JUNE 30, 2020 ACTUARIAL VALUATION (Cont'd)

Table 2		
PROBABILITIES OF EARLY SERVICE RETIREMENT FOR TIER 3, TIER 3 REVISED, AND TIER 3 ENHANCED MEMBERS		
Years of Service	Reduced Service Retirement	Unreduced Before Full Escalation
20	5.00%	N/A
21	2.00%	N/A
22	N/A	5.00%
23	N/A	2.00%
24	N/A	2.00%

NEW YORK CITY POLICE PENSION FUND

SUMMARY OF ACTUARIAL ASSUMPTIONS AND METHODS
IN EFFECT FOR THE JUNE 30, 2020 ACTUARIAL VALUATION (Cont'd)

Table 3	
PROBABILITIES OF TERMINATION	
Years Of Service	Probability of Termination
0	3.00%
1	2.25%
2	1.50%
3	1.50%
4	1.50%
5	1.50%
6	1.35%
7	1.20%
8	1.05%
9	0.90%
10	0.75%
11	0.60%
12	0.45%
13	0.38%
14	0.30%
15	0.23%
16	0.15%
17	0.15%
18	0.15%
19	0.15%
20	N/A

NEW YORK CITY POLICE PENSION FUND

SUMMARY OF ACTUARIAL ASSUMPTIONS AND METHODS IN EFFECT FOR THE JUNE 30, 2020 ACTUARIAL VALUATION (Cont'd)

Table 4				
PROBABILITIES OF DISABILITY RETIREMENT				
		Accidental Disability		
Age	Ordinary Disability	Tier 1 & Tier 2 Eligible for WTC Benefits	Tier 1 & Tier 2 Not Eligible for WTC AND Tier 3 Enhanced Plan	Tier 3 & Tier 3 Revised Non-Enhanced Plan
15	0.0360%	0.168%	0.098%	0.098%
16	0.0360%	0.168%	0.098%	0.098%
17	0.0360%	0.168%	0.098%	0.098%
18	0.0360%	0.168%	0.098%	0.098%
19	0.0360%	0.168%	0.098%	0.098%
20	0.0400%	0.180%	0.105%	0.105%
21	0.0440%	0.192%	0.112%	0.112%
22	0.0480%	0.204%	0.119%	0.119%
23	0.0520%	0.216%	0.126%	0.126%
24	0.0560%	0.228%	0.133%	0.133%
25	0.0600%	0.240%	0.140%	0.140%
26	0.0640%	0.312%	0.182%	0.182%
27	0.0680%	0.384%	0.224%	0.224%
28	0.0720%	0.456%	0.266%	0.266%
29	0.0760%	0.528%	0.308%	0.308%
30	0.0800%	0.600%	0.350%	0.350%
31	0.0840%	0.720%	0.420%	0.420%
32	0.0880%	0.840%	0.490%	0.490%
33	0.0920%	0.960%	0.560%	0.560%
34	0.0960%	1.080%	0.630%	0.630%
35	0.1000%	1.200%	0.700%	0.700%
36	0.1040%	1.260%	0.735%	0.728%
37	0.1080%	1.320%	0.770%	0.756%
38	0.1120%	1.380%	0.805%	0.784%
39	0.1160%	1.440%	0.840%	0.812%
40	0.1200%	1.500%	0.875%	0.840%
41	0.1240%	1.560%	0.910%	0.854%
42	0.1280%	1.620%	0.945%	0.868%
43	0.1320%	1.680%	0.980%	0.882%
44	0.1360%	1.740%	1.015%	0.896%
45	0.1400%	1.800%	1.050%	0.910%
46	0.1440%	1.920%	1.120%	0.938%
47	0.1480%	2.040%	1.190%	0.966%
48	0.1520%	2.160%	1.260%	0.994%
49	0.1560%	2.280%	1.330%	1.022%
50	0.1600%	2.400%	1.400%	1.050%
51	0.2000%	2.640%	1.540%	1.120%
52	0.2400%	2.880%	1.680%	1.190%
53	0.3200%	3.120%	1.820%	1.260%
54	0.4800%	3.360%	1.960%	1.330%
55	0.6400%	3.600%	2.100%	1.400%
56	0.8000%	4.080%	2.380%	1.540%
57	1.6000%	4.560%	2.660%	1.680%
58	2.4000%	5.040%	2.940%	1.820%
59	3.2000%	5.520%	3.220%	1.960%
60	4.8000%	6.000%	3.500%	2.100%
61	6.4000%	7.200%	4.200%	2.240%
62	8.0000% ¹	8.4000% ¹	4.900% ¹	2.450% ¹
63	N/A	N/A	N/A	N/A

¹N/A for Tier 3, Tier 3 Revised, and Tier 3 Enhanced members.

NEW YORK CITY POLICE PENSION FUND

SUMMARY OF ACTUARIAL ASSUMPTIONS AND METHODS IN EFFECT FOR THE JUNE 30, 2020 ACTUARIAL VALUATION (Cont'd)

Table 5			
PROBABILITIES OF ACTIVE MEMBER MORTALITY BASE RATES			
	Ordinary Death		Accidental Death
Age	Males	Females	All
15	0.040%	0.030%	0.010%
16	0.040%	0.030%	0.010%
17	0.040%	0.030%	0.010%
18	0.040%	0.030%	0.010%
19	0.040%	0.030%	0.010%
20	0.040%	0.030%	0.010%
21	0.040%	0.030%	0.010%
22	0.040%	0.030%	0.010%
23	0.040%	0.030%	0.010%
24	0.040%	0.030%	0.010%
25	0.040%	0.030%	0.010%
26	0.040%	0.030%	0.010%
27	0.040%	0.030%	0.010%
28	0.040%	0.030%	0.010%
29	0.040%	0.030%	0.010%
30	0.040%	0.030%	0.010%
31	0.040%	0.030%	0.011%
32	0.040%	0.030%	0.012%
33	0.040%	0.030%	0.013%
34	0.040%	0.030%	0.014%
35	0.040%	0.030%	0.015%
36	0.042%	0.032%	0.016%
37	0.044%	0.034%	0.017%
38	0.046%	0.036%	0.018%
39	0.048%	0.038%	0.019%
40	0.050%	0.040%	0.020%
41	0.060%	0.046%	0.021%
42	0.070%	0.052%	0.022%
43	0.080%	0.058%	0.023%
44	0.090%	0.064%	0.024%
45	0.100%	0.070%	0.025%
46	0.110%	0.076%	0.026%
47	0.120%	0.082%	0.027%
48	0.130%	0.088%	0.028%
49	0.140%	0.094%	0.029%
50	0.150%	0.100%	0.030%
51	0.160%	0.110%	0.031%
52	0.170%	0.120%	0.032%
53	0.180%	0.130%	0.033%
54	0.190%	0.140%	0.034%
55	0.200%	0.150%	0.035%
56	0.220%	0.160%	0.036%
57	0.240%	0.170%	0.037%
58	0.260%	0.180%	0.038%
59	0.280%	0.190%	0.039%
60	0.300%	0.200%	0.040%
61	0.320%	0.220%	0.041%
62	0.340% ¹	0.240% ¹	0.042% ¹
63	N/A	N/A	N/A

¹N/A for Tier 3, Tier 3 Revised, and Tier 3 Enhanced members.

NEW YORK CITY POLICE PENSION FUND

SUMMARY OF ACTUARIAL ASSUMPTIONS AND METHODS IN EFFECT FOR THE JUNE 30, 2020 ACTUARIAL VALUATION (Cont'd)

Table 6a					
PROBABILITIES OF MORTALITY FOR SERVICE RETIREES					
BASE RATES					
Age	Males	Females	Age	Males	Females
15	0.0100%	0.0084%	68	1.4988%	1.0632%
16	0.0135%	0.0103%	69	1.6917%	1.1644%
17	0.0181%	0.0112%	70	1.8929%	1.2629%
18	0.0217%	0.0131%	71	2.1028%	1.4563%
19	0.0240%	0.0140%	72	2.3212%	1.6586%
20	0.0251%	0.0142%	73	2.5833%	1.8689%
21	0.0268%	0.0150%	74	2.8558%	2.0889%
22	0.0284%	0.0158%	75	3.1397%	2.3314%
23	0.0301%	0.0168%	76	3.4343%	2.6045%
24	0.0315%	0.0179%	77	3.7415%	2.8700%
25	0.0327%	0.0191%	78	4.2304%	3.1787%
26	0.0342%	0.0204%	79	4.7399%	3.4795%
27	0.0354%	0.0217%	80	5.2682%	3.8105%
28	0.0371%	0.0231%	81	5.7202%	4.3289%
29	0.0394%	0.0247%	82	6.1782%	4.8678%
30	0.0427%	0.0265%	83	7.0179%	5.4288%
31	0.0492%	0.0316%	84	7.8631%	5.9122%
32	0.0556%	0.0360%	85	8.7167%	6.3661%
33	0.0616%	0.0398%	86	9.5810%	7.1650%
34	0.0669%	0.0427%	87	10.4516%	8.0050%
35	0.0724%	0.0455%	88	11.8437%	8.8541%
36	0.0755%	0.0474%	89	13.2486%	9.6498%
37	0.0779%	0.0497%	90	14.6752%	10.5687%
38	0.0808%	0.0521%	91	16.3354%	12.0267%
39	0.0845%	0.0551%	92	18.0374%	13.4340%
40	0.0901%	0.0588%	93	19.7642%	14.8636%
41	0.1003%	0.0633%	94	21.5622%	16.4543%
42	0.1106%	0.0702%	95	23.4692%	17.7952%
43	0.1212%	0.0792%	96	25.3619%	19.0707%
44	0.1323%	0.0907%	97	27.1816%	20.2419%
45	0.1439%	0.1052%	98	29.0095%	21.1759%
46	0.1563%	0.1228%	99	30.6920%	21.8544%
47	0.1693%	0.1427%	100	32.1584%	22.1859%
48	0.1827%	0.1652%	101	33.7521%	23.0680%
49	0.1964%	0.1865%	102	35.1259%	24.0803%
50	0.2104%	0.1992%	103	36.3671%	25.2770%
51	0.2802%	0.2104%	104	37.3834%	26.6309%
52	0.3506%	0.2186%	105	38.1051%	28.0912%
53	0.4209%	0.2250%	106	38.4698%	29.6244%
54	0.4903%	0.2863%	107	38.6325%	31.1943%
55	0.5297%	0.3409%	108	38.8076%	32.7579%
56	0.5857%	0.3910%	109	38.9794%	34.2712%
57	0.6387%	0.4376%	110	50.0000%	50.0000%
58	0.6875%	0.4613%	111	50.0000%	50.0000%
59	0.7316%	0.5005%	112	50.0000%	50.0000%
60	0.7720%	0.5393%	113	50.0000%	50.0000%
61	0.8439%	0.5785%	114	50.0000%	50.0000%
62	0.9155%	0.6152%	115	50.0000%	50.0000%
63	0.9888%	0.6536%	116	50.0000%	50.0000%
64	1.0644%	0.7279%	117	50.0000%	50.0000%
65	1.1433%	0.8032%	118	50.0000%	50.0000%
66	1.2263%	0.8884%	119	50.0000%	50.0000%
67	1.3135%	0.9736%	120	100.0000%	100.0000%

NEW YORK CITY POLICE PENSION FUND

SUMMARY OF ACTUARIAL ASSUMPTIONS AND METHODS IN EFFECT FOR THE JUNE 30, 2020 ACTUARIAL VALUATION (Cont'd)

Table 6b					
PROBABILITIES OF MORTALITY FOR DISABLED RETIREES					
BASE RATES					
Age	Males	Females	Age	Males	Females
15	0.0138%	0.0095%	68	1.8368%	1.2141%
16	0.0187%	0.0117%	69	2.0342%	1.3912%
17	0.0252%	0.0127%	70	2.2544%	1.5837%
18	0.0301%	0.0148%	71	2.5045%	1.7848%
19	0.0334%	0.0159%	72	2.7644%	1.9944%
20	0.0347%	0.0168%	73	3.0535%	2.2258%
21	0.0371%	0.0185%	74	3.3359%	2.4880%
22	0.0402%	0.0205%	75	3.6300%	2.7766%
23	0.0431%	0.0227%	76	4.1253%	3.0785%
24	0.0467%	0.0251%	77	4.6178%	3.3525%
25	0.0503%	0.0274%	78	5.1289%	3.6752%
26	0.0544%	0.0298%	79	5.5682%	4.1794%
27	0.0586%	0.0322%	80	6.0116%	4.7030%
28	0.0633%	0.0348%	81	6.7832%	5.2484%
29	0.0681%	0.0374%	82	7.6009%	5.7185%
30	0.0730%	0.0400%	83	8.4279%	6.1948%
31	0.0781%	0.0425%	84	9.2040%	7.0110%
32	0.0830%	0.0450%	85	10.1002%	7.8321%
33	0.0898%	0.0476%	86	11.5115%	8.6046%
34	0.0933%	0.0491%	87	12.7944%	9.3702%
35	0.0972%	0.0512%	88	14.1662%	10.2595%
36	0.1019%	0.0534%	89	15.7578%	11.5941%
37	0.1080%	0.0563%	90	17.3856%	12.9378%
38	0.1153%	0.0590%	91	19.0388%	14.3081%
39	0.1286%	0.0629%	92	20.6360%	15.3704%
40	0.1417%	0.0688%	93	22.5718%	16.4875%
41	0.1550%	0.0766%	94	24.4562%	17.6613%
42	0.1690%	0.0865%	95	26.1404%	18.7606%
43	0.1838%	0.0992%	96	28.0695%	19.7397%
44	0.1997%	0.1148%	97	29.6855%	20.6328%
45	0.2170%	0.1330%	98	30.9177%	21.2676%
46	0.2279%	0.1538%	99	32.6552%	21.8544%
47	0.2387%	0.1769%	100	33.9880%	22.1859%
48	0.2492%	0.2017%	101	34.9681%	23.0680%
49	0.3237%	0.2316%	102	35.9346%	24.0803%
50	0.3948%	0.2637%	103	36.6434%	25.2770%
51	0.4620%	0.2870%	104	37.3834%	26.6309%
52	0.5249%	0.3323%	105	38.1051%	28.0912%
53	0.5528%	0.3677%	106	38.4698%	29.6244%
54	0.5891%	0.4196%	107	38.6325%	31.1943%
55	0.6260%	0.4722%	108	38.8076%	32.7579%
56	0.6814%	0.5135%	109	38.9794%	34.2712%
57	0.7288%	0.5258%	110	50.0000%	50.0000%
58	0.7710%	0.5452%	111	50.0000%	50.0000%
59	0.8525%	0.5823%	112	50.0000%	50.0000%
60	0.9273%	0.6153%	113	50.0000%	50.0000%
61	1.0007%	0.6486%	114	50.0000%	50.0000%
62	1.0735%	0.7169%	115	50.0000%	50.0000%
63	1.1411%	0.7851%	116	50.0000%	50.0000%
64	1.2250%	0.8630%	117	50.0000%	50.0000%
65	1.3055%	0.9419%	118	50.0000%	50.0000%
66	1.4653%	1.0252%	119	50.0000%	50.0000%
67	1.6473%	1.1204%	120	100.0000%	100.0000%

NEW YORK CITY POLICE PENSION FUND

SUMMARY OF ACTUARIAL ASSUMPTIONS AND METHODS IN EFFECT FOR THE JUNE 30, 2020 ACTUARIAL VALUATION (Cont'd)

Table 6c					
PROBABILITIES OF BENEFICIARY MORTALITY					
BASE RATES					
Age	Males	Females	Age	Males	Females
15	0.0105%	0.0092%	68	1.8256%	1.3605%
16	0.0142%	0.0112%	69	1.9386%	1.4332%
17	0.0191%	0.0122%	70	2.0542%	1.5007%
18	0.0222%	0.0133%	71	2.2359%	1.6745%
19	0.0240%	0.0143%	72	2.4230%	1.8463%
20	0.0251%	0.0145%	73	2.6165%	2.0157%
21	0.0268%	0.0153%	74	2.8157%	2.1838%
22	0.0284%	0.0161%	75	3.0220%	2.3492%
23	0.0301%	0.0171%	76	3.4928%	2.6652%
24	0.0315%	0.0183%	77	3.9787%	2.9831%
25	0.0327%	0.0195%	78	4.4792%	3.3011%
26	0.0342%	0.0208%	79	4.9963%	3.6207%
27	0.0354%	0.0221%	80	5.5282%	3.9391%
28	0.0371%	0.0236%	81	6.1051%	4.4386%
29	0.0394%	0.0252%	82	6.6894%	4.9473%
30	0.0427%	0.0270%	83	7.2805%	5.4665%
31	0.0495%	0.0330%	84	7.8749%	5.9942%
32	0.0562%	0.0384%	85	8.4753%	6.5354%
33	0.0625%	0.0431%	86	9.6136%	7.4659%
34	0.0682%	0.0471%	87	10.8005%	8.3995%
35	0.0743%	0.0511%	88	12.0443%	9.3428%
36	0.0780%	0.0542%	89	13.3397%	10.2918%
37	0.0818%	0.0579%	90	14.6958%	11.2477%
38	0.0861%	0.0618%	91	16.4185%	12.8868%
39	0.0917%	0.0666%	92	18.1416%	14.4887%
40	0.0997%	0.0719%	93	19.8574%	16.0801%
41	0.1394%	0.0775%	94	21.6187%	17.5854%
42	0.1774%	0.0859%	95	23.5884%	19.0626%
43	0.2143%	0.0968%	96	25.4266%	20.2474%
44	0.2507%	0.1111%	97	27.2119%	21.2937%
45	0.2875%	0.1287%	98	29.0202%	22.0663%
46	0.3207%	0.1501%	99	30.6654%	22.5443%
47	0.3534%	0.1748%	100	32.1584%	22.6473%
48	0.3849%	0.2022%	101	33.7521%	23.5294%
49	0.4150%	0.2319%	102	35.1259%	24.5619%
50	0.4431%	0.2633%	103	36.3671%	25.7825%
51	0.5156%	0.2999%	104	37.3834%	27.1635%
52	0.5928%	0.3376%	105	38.1051%	28.6530%
53	0.6740%	0.3762%	106	38.4698%	30.2169%
54	0.7583%	0.4151%	107	38.6325%	31.8182%
55	0.8440%	0.4540%	108	38.8076%	33.4131%
56	0.9048%	0.5132%	109	38.9794%	34.9566%
57	0.9604%	0.5735%	110	50.0000%	50.0000%
58	1.0101%	0.6353%	111	50.0000%	50.0000%
59	1.0536%	0.6981%	112	50.0000%	50.0000%
60	1.0919%	0.7631%	113	50.0000%	50.0000%
61	1.1835%	0.8329%	114	50.0000%	50.0000%
62	1.2676%	0.8908%	115	50.0000%	50.0000%
63	1.3473%	0.9493%	116	50.0000%	50.0000%
64	1.4238%	1.0146%	117	50.0000%	50.0000%
65	1.4985%	1.0876%	118	50.0000%	50.0000%
66	1.6059%	1.1681%	119	50.0000%	50.0000%
67	1.7146%	1.2609%	120	100.0000%	100.0000%

NEW YORK CITY POLICE PENSION FUND

SUMMARY OF ACTUARIAL ASSUMPTIONS AND METHODS IN EFFECT FOR THE JUNE 30, 2020 ACTUARIAL VALUATION (Cont'd)

Table 7		
ANNUAL RATES OF MERIT AND SALARY INCREASE		
Years of Service	Merit Increase	Salary Increase ¹
0	0.00%	3.00%
1	5.00%	8.00%
2	11.00%	14.00%
3	14.00%	17.00%
4	20.00%	23.00%
5	38.00%	41.00%
6	1.60%	4.60%
7	1.80%	4.80%
8	2.00%	5.00%
9	3.60%	6.60%
10	2.30%	5.30%
11	2.20%	5.20%
12	2.10%	5.10%
13	2.00%	5.00%
14	3.30%	6.30%
15	1.70%	4.70%
16	1.60%	4.60%
17	1.50%	4.50%
18	1.40%	4.40%
19	2.70%	5.70%
20	1.20%	4.20%
21	1.00%	4.00%
22	0.90%	3.90%
23	0.80%	3.80%
24	0.70%	3.70%
25	0.60%	3.60%
26	0.50%	3.50%
27	0.50%	3.50%
28	0.50%	3.50%
29	0.50%	3.50%
30+	0.50%	3.50%

¹ Salary Increase is the General Wage Increase of 3.00% plus the Merit Increase.

NEW YORK CITY POLICE PENSION FUND

**SUMMARY OF ACTUARIAL ASSUMPTIONS AND METHODS
IN EFFECT FOR THE JUNE 30, 2020 ACTUARIAL VALUATION (Cont'd)**

Table 8					
OVERTIME ASSUMPTION					
Years of Service	All Tiers Baseline	Tier 1 & Tier 2 Dual Service	Tier 1 & Tier 2 Dual Disability	Tier 3, Tier 3 Revised, & Tier 3 Enhanced Dual Service	Tier 3, Tier 3 Revised, & Tier 3 Enhanced Dual Disability
0-15	17.00%	21.00%	8.00%	20.00%	12.00%
16	17.00%	21.00%	9.00%	20.00%	12.00%
17	17.00%	21.00%	10.00%	20.00%	13.00%
18	17.00%	21.00%	11.00%	20.00%	13.00%
19	17.00%	21.00%	12.00%	20.00%	14.00%
20	17.00%	21.00%	12.00%	20.00%	14.00%
21	17.00%	21.00%	12.00%	20.00%	14.00%
22	17.00%	21.00%	12.00%	20.00%	14.00%
23	16.00%	20.00%	11.00%	18.00%	13.00%
24	15.00%	18.00%	10.00%	17.00%	12.00%
25	14.00%	17.00%	9.00%	16.00%	11.00%
26	13.00%	16.00%	8.00%	15.00%	10.00%
27	12.00%	15.00%	7.00%	14.00%	9.00%
28	10.00%	14.00%	6.00%	13.00%	8.00%
29	9.00%	13.00%	6.00%	12.00%	7.00%
30	8.00%	12.00%	6.00%	10.00%	6.00%
31	7.00%	10.00%	6.00%	9.00%	6.00%
32	7.00%	9.00%	6.00%	9.00%	6.00%
33	7.00%	9.00%	6.00%	9.00%	6.00%
34+	7.00%	9.00%	6.00%	9.00%	6.00%

NEW YORK CITY POLICE PENSION FUND

SUMMARY OF ACTIVE MEMBER VALUATION DATA

Table 9a				
NEW YORK CITY POLICE PENSION FUND ACTIVE MEMBER VALUATION DATA				
June 30 Actuarial Valuation	Number	Annual Salary	Average Annual Salary	Percentage Increase/ (Decrease) In Avg. Salary
2011	33,705	\$3,480,066,072	\$103,251	3.1%
2012	34,240	3,478,153,934	101,582	(1.6%)
2013	34,775	3,607,606,894	103,741	2.1%
2014	34,402	3,618,095,284	105,171	1.4%
2015	34,435	3,564,029,659	103,500	(1.6%)
2016	35,961	3,717,425,239	103,374	(0.1%)
2017	36,165	3,968,885,246	109,744	6.2%
2018	36,562	4,053,204,563	110,858	1.0%
2019	36,401	4,244,805,002	116,612	5.2%
2020	35,895	4,299,648,848	119,784	2.7%

Salaries shown are base salaries plus assumed overtime paid and reflect the impact of recent labor contract settlements and certain non-union salary increases with retroactive effective dates, if any.

NEW YORK CITY POLICE PENSION FUND

SUMMARY OF ACTIVE MEMBER VALUATION DATA (Cont'd)

Table 9b				
POLICE OFFICER'S VARIABLE SUPPLEMENTS FUND ACTIVE MEMBER VALUATION DATA				
June 30 Actuarial Valuation	Number	Annual Salary	Average Annual Salary	Percentage Increase/ (Decrease) In Avg. Salary
2011	21,320	\$1,891,293,447	\$88,710	1.9%
2012	22,182	1,928,386,447	86,935	(2.0%)
2013	22,638	2,025,990,093	89,495	2.9%
2014	22,204	2,017,687,701	90,870	1.5%
2015	22,162	1,972,372,652	88,998	(2.1%)
2016	23,685	2,099,879,859	88,659	(0.4%)
2017	23,519	2,218,910,134	94,345	6.4%
2018	23,841	2,267,691,048	95,117	0.8%
2019	23,709	2,367,377,920	99,851	5.0%
2020	23,357	2,395,558,560	102,563	2.7%

Salaries shown are base salaries plus assumed overtime paid and reflect the impact of recent labor contract settlements and certain non-union salary increases with retroactive effective dates, if any.



NEW YORK CITY POLICE PENSION FUND

SUMMARY OF ACTIVE MEMBER VALUATION DATA (Cont'd)

Table 9c				
POLICE SUPERIOR OFFICERS' VARIABLE SUPPLEMENTS FUND				
ACTIVE MEMBER VALUATION DATA				
June 30 Actuarial Valuation	Number	Annual Salary	Average Annual Salary	Percentage Increase/ (Decrease) In Avg. Salary
2011	12,385	\$1,588,772,625	\$128,282	4.6%
2012	12,058	1,549,767,487	128,526	0.2%
2013	12,137	1,581,616,801	130,314	1.4%
2014	12,198	1,600,407,583	131,202	0.7%
2015	12,273	1,591,657,007	129,688	(1.2%)
2016	12,276	1,617,545,380	131,765	1.6%
2017	12,646	1,749,975,112	138,382	5.0%
2018	12,721	1,785,513,515	140,360	1.4%
2019	12,692	1,877,427,082	147,922	5.4%
2020	12,538	1,904,090,288	151,866	2.7%

Salaries shown are base salaries plus assumed overtime paid and reflect the impact of recent labor contract settlements and certain non-union salary increases with retroactive effective dates, if any.

NEW YORK CITY POLICE PENSION FUND

SUMMARY OF PLAN MEMBERSHIP DATA

As of the June 30, 2020 and June 30, 2019 actuarial valuations, the Plan's Membership consisted of:

Table 10		
NEW YORK CITY POLICE PENSION FUND SUMMARY OF PLAN MEMBERSHIP		
Group	June 30, 2020	June 30, 2019
Active Members	35,895	36,401
Terminated Nonvested Members/Actives Off Payroll ¹	1,544	1,640
Deferred Vested Members not yet receiving benefits	753	497
Retirees and Beneficiaries currently receiving benefits	<u>51,465</u>	<u>50,727</u>
Total	89,657	89,265

¹ Actives Off Payroll as of June 30, 2019 represents members no longer on payroll, but not otherwise classified.



NEW YORK CITY POLICE PENSION FUND

SCHEDULE OF RETIREES AND BENEFICIARIES ADDED TO AND REMOVED FROM ROLLS

Table 11a								
NEW YORK CITY POLICE PENSION FUND								
SCHEDULE OF RETIREES AND BENEFICIARIES ADDED TO AND REMOVED FROM ROLLS								
June 30 Actuarial Valuation	Added to Rolls		Removed from Rolls		End of Year Rolls		% Increase In Annual Allowances	Average Annual Allowances
	Number	Annual Allowances ¹	Number	Annual Allowances	Number	Annual Allowances ¹		
2011	2,142	\$141,323,253	1,021	\$30,315,285	45,755	\$1,905,326,699	6.2%	\$41,642
2012	1,893	133,158,449	1,010	32,287,109	46,638	2,006,198,039	5.3%	43,016
2013	1,346	99,488,158	1,034	33,621,831	46,950	2,072,064,366	3.3%	44,133
2014	2,220	144,660,995	958	32,759,640	48,212	2,183,965,721	5.4%	45,299
2015	1,574	117,371,844	1,083	37,069,856	48,703	2,264,267,709	3.7%	46,491
2016	1,458	151,061,292	1,010	36,517,652	49,151	2,378,811,349	5.1%	48,398
2017	1,681	153,211,878	1,033	38,982,214	49,799	2,493,041,013	4.8%	50,062
2018	1,401	137,291,868	1,076	42,965,087	50,124	2,587,367,794	3.8%	51,619
2019	1,729	170,887,518	1,126	42,117,897	50,727	2,716,137,415	5.0%	53,544
2020	1,905	647,894,232	1,167	42,510,013	51,465	3,321,521,634	22.3%	64,539

¹ Allowances shown through June 30, 2019 are those presented in census data. Beginning 2016, SADB payments to beneficiaries are included. Beginning June 30, 2020, disclosed pensioner benefits include VSF benefits, anticipated increases due to non-finalized pensioners, and other anticipated changes not otherwise reflected in the census data.

NEW YORK CITY POLICE PENSION FUND

SCHEDULE OF RETIREES AND BENEFICIARIES ADDED TO AND REMOVED FROM ROLLS (Cont'd)

Table 11b								
POLICE OFFICER'S VARIABLE SUPPLEMENTS FUND								
SCHEDULE OF RETIREES ADDED TO AND REMOVED FROM ROLLS								
June 30 Actuarial Valuation	Added to Rolls		Removed from Rolls		End of Year Rolls		% Increase In Annual Allowances	Average Annual Allowances ¹
	Number	Annual Allowances ¹	Number	Annual Allowances ¹	Number	Annual Allowances ¹		
2011	746	\$8,952,000	288	\$3,456,000	11,462	\$137,544,000	4.2%	\$12,000
2012	527	6,324,000	243	2,916,000	11,746	140,952,000	2.5%	12,000
2013	301	3,612,000	270	3,240,000	11,777	141,324,000	0.3%	12,000
2014	733	8,796,000	259	3,108,000	12,251	147,012,000	4.0%	12,000
2015	423	5,076,000	307	3,684,000	12,367	148,404,000	0.9%	12,000
2016	334	4,008,000	283	3,396,000	12,418	149,016,000	0.4%	12,000
2017	447	5,364,000	263	3,156,000	12,602	151,224,000	1.5%	12,000
2018	356	4,272,000	283	3,396,000	12,675	152,100,000	0.6%	12,000
2019	407	4,884,000	283	3,396,000	12,799	153,588,000	1.0%	12,000
2020	473	5,676,000	296	3,552,000	12,976	155,712,000	1.4%	12,000

¹Before reduction due to increases in Supplementation/COLA from POLICE. Does not include one-time VSF DROP payments.

NEW YORK CITY POLICE PENSION FUND

SCHEDULE OF RETIREES AND BENEFICIARIES ADDED TO AND REMOVED FROM ROLLS (Cont'd)

Table 11c								
POLICE SUPERIOR OFFICERS' VARIABLE SUPPLEMENTS FUND								
SCHEDULE OF RETIREES ADDED TO AND REMOVED FROM ROLLS								
June 30 Actuarial Valuation	Added to Rolls		Removed from Rolls		End of Year Rolls		% Increase In Annual Allowances	Average Annual Allowances ¹
	Number	Annual Allowances ¹	Number	Annual Allowances ¹	Number	Annual Allowances ¹		
2011	822	\$9,864,000	216	\$2,592,000	16,117	\$193,404,000	3.9%	\$12,000
2012	845	10,140,000	247	2,964,000	16,715	200,580,000	3.7%	12,000
2013	532	6,384,000	251	3,012,000	16,996	203,952,000	1.7%	12,000
2014	884	10,608,000	272	3,264,000	17,608	211,296,000	3.6%	12,000
2015	692	8,304,000	271	3,252,000	18,029	216,348,000	2.4%	12,000
2016	622	7,464,000	294	3,528,000	18,357	220,284,000	1.8%	12,000
2017	700	8,400,000	307	3,684,000	18,750	225,000,000	2.1%	12,000
2018	579	6,948,000	324	3,888,000	19,005	228,060,000	1.4%	12,000
2019	780	9,360,000	362	4,344,000	19,423	233,076,000	2.2%	12,000
2020	922	11,064,000	346	4,152,000	19,999	239,988,000	3.0%	12,000

¹Before reduction due to increases in Supplementation/COLA from POLICE. Does not include one-time VSF DROP payments.

NEW YORK CITY POLICE PENSION FUND

ACTUARIAL AND STATUTORY CONTRIBUTION HISTORY

Table 12			
ACTUARIAL AND STATUTORY CONTRIBUTION HISTORY			
Fiscal Year Ended June 30	Actuarial Contribution Certified	Statutory Contribution Contributed¹	Employer Rate of Contribution²
2013	\$2,424,690,421	\$2,424,690,421	70.1%
2014	2,320,909,885	2,320,909,885	67.9%
2015	2,309,618,694	2,309,618,694	65.7%
2016	2,393,939,871	2,393,939,871	67.6%
2017	2,293,839,525	2,293,839,525	65.4%
2018	2,415,153,337	2,415,153,337	65.8%
2019	2,558,256,001	2,558,256,001	64.0%
2020	2,458,907,408	2,458,907,408	60.2%
2021	2,437,727,728	2,437,727,728	56.8%
2022	2,490,134,303	2,490,134,303	57.3%

¹ Represents total employer contributions accrued for fiscal year.

² The Employer Rate of Contribution equals the Statutory Contribution as a percentage of the salaries of members who were on payroll or projected to be on payroll (under One-Year Lag Methodology) as of the preceding June 30 increased to reflect overtime earnings and adjusted, where applicable, to be consistent with collective bargaining agreements estimated to be achieved.

NEW YORK CITY POLICE PENSION FUND

FUNDED STATUS BASED ON ENTRY AGE NORMAL COST METHOD

Table 13a						
NEW YORK CITY POLICE PENSION FUND FUNDED STATUS BASED ON ENTRY AGE NORMAL COST METHOD						
(\$ Thousands)						
June 30 Valuation Date	(1) Actuarial Value of Assets ¹ (AVA)	(2) Accrued Liability ² (AL)	(3) Unfunded AL (UAL) ¹ (2) - (1)	(4) Funded Ratio (1) / (2)	(5) Covered Payroll ³	(6) UAL as % of Covered Payroll (3) / (5)
2011	\$24,748,860	\$40,524,580	\$15,775,720	61.1%	\$3,480,066	453.3%
2012	26,777,077	42,015,625	15,238,548	63.7%	3,478,154	438.1%
2013	29,087,154	43,900,094	14,812,940	66.3%	3,607,607	410.6%
2014	29,212,981	44,384,022	15,171,041	65.8%	3,618,095	419.3%
2015	31,092,977	45,297,561	14,204,584	68.6%	3,564,030	398.6%
2016	33,692,647	48,059,916	14,367,269	70.1%	3,717,425	386.5%
2017	34,162,505	47,696,250	13,533,745	71.6%	3,968,885	341.0%
2018	36,098,314	48,024,798	11,926,484	75.2%	4,053,205	294.2%
2019	40,119,424	50,614,796	10,495,372	79.3%	4,244,805	247.3%
2020	42,014,055	52,485,567	10,471,512	80.0%	4,299,649	243.5%

¹ The Unfunded Accrued Liability excludes contributions receivable in the Actuarial Value of Assets.

² AL includes the accrued liabilities attributable to the Variable Supplements Funds, net of their Actuarial Asset Values, if any.

³ Salaries shown are base salaries plus assumed overtime paid and reflect the impact of recent labor contract settlements and certain non-union salary increases with retroactive effective dates, if any.

NEW YORK CITY POLICE PENSION FUND

FUNDED STATUS BASED ON ENTRY AGE NORMAL COST METHOD (Cont'd)

Table 13b POLICE OFFICER'S VARIABLE SUPPLEMENTS FUND FUNDED STATUS BASED ON ENTRY AGE NORMAL COST METHOD (\$ Thousands)						
June 30 Valuation Date	(1) Actuarial Value of Assets (AVA)	(2) Accrued Liability (AL)	(3) Unfunded AL (UAL) (2) - (1)	(4) Funded Ratio (1) / (2)	(5) Covered Payroll	(6) UAL as % of Covered Payroll (3) / (5)
2011	\$678,770	\$1,820,662	\$1,141,892	37.3%	\$1,891,293	60.4%
2012	575,048	1,838,843	1,263,795	31.3%	1,928,386	65.5%
2013	464,226	1,859,400	1,395,174	25.0%	2,025,990	68.9%
2014	1,640,981	1,939,317	298,336	84.6%	2,017,688	14.8%
2015	1,928,443	2,079,269	150,826	92.7%	1,972,373	7.6%
2016	1,609,663	2,083,503	473,840	77.3%	2,099,880	22.6%
2017	2,234,906	2,115,019	(119,887)	105.7%	2,218,910	(5.4%)
2018	2,309,025	2,023,965	(285,060)	114.1%	2,267,691	(12.6%)
2019	1,976,399	2,037,919	61,520	97.0%	2,367,378	2.6%
2020	2,061,624	2,063,299	1,675	99.9%	2,395,559	0.1%

NEW YORK CITY POLICE PENSION FUND

FUNDED STATUS BASED ON ENTRY AGE NORMAL COST METHOD (Cont'd)

Table 13c						
POLICE SUPERIOR OFFICERS' VARIABLE SUPPLEMENTS FUND FUNDED STATUS BASED ON ENTRY AGE NORMAL COST METHOD						
(\$ Thousands)						
June 30 Valuation Date	(1) Actuarial Value of Assets (AVA)	(2) Accrued Liability (AL)	(3) Unfunded AL (UAL) (2) - (1)	(4) Funded Ratio (1) / (2)	(5) Covered Payroll	(6) UAL as % of Covered Payroll (3) / (5)
2011	\$418,608	\$3,286,424	\$2,867,816	12.7%	\$1,588,773	180.5%
2012	222,342	3,368,009	3,145,667	6.6%	1,549,767	203.0%
2013	13,183	3,429,241	3,416,058	0.4%	1,581,617	216.0%
2014	1,032,800	3,529,472	2,496,672	29.3%	1,600,408	156.0%
2015	1,112,516	3,466,692	2,354,176	32.1%	1,591,657	147.9%
2016	822,340	3,532,813	2,710,473	23.3%	1,617,545	167.6%
2017	1,996,403	3,636,347	1,639,944	54.9%	1,749,975	93.7%
2018	2,971,157	3,792,820	821,663	78.3%	1,785,514	46.0%
2019	3,097,356	3,827,951	730,595	80.9%	1,877,427	38.9%
2020	3,266,194	3,879,902	613,708	84.2%	1,904,090	32.2%

NEW YORK CITY POLICE PENSION FUND

COMPARATIVE SUMMARY OF ACCRUED LIABILITIES FUNDED BY ACTUARIAL VALUE OF ASSETS

Table 14a							
NEW YORK CITY POLICE PENSION FUND COMPARATIVE SUMMARY OF ACCRUED LIABILITIES FUNDED BY ACTUARIAL VALUE OF ASSETS SOLVENCY TEST (\$ Thousands)							
June 30 Valuation Date	Accrued Liabilities for			(D) Actuarial Value of Assets ¹	Percentage of Accrued Liabilities Funded by Actuarial Value of Assets		
	(A) Accumulated Member Contributions	(B) Current Retirees and Beneficiaries	(C) Active Members' Employer-Financed Portion		(A)	(B)	(C)
	2011	\$2,564,754	\$21,974,393		\$16,953,617	\$24,748,860	100%
2012	2,456,478	23,181,744	17,191,876	26,777,077	100	100	7
2013	2,741,297	23,991,098	17,907,612	29,087,154	100	100	13
2014	2,978,441	26,373,360	15,820,520	29,212,981	100	99	0
2015	3,053,313	27,543,329	15,438,728	31,092,977	100	100	3
2016	3,266,026	28,923,698	16,606,649	33,692,647	100	100	9
2017	3,438,701	29,780,499	17,293,602	34,162,505	100	100	5
2018	3,474,816	30,702,751	16,811,486	36,098,314	100	100	11
2019	3,690,996	32,456,221	14,467,579	40,119,424	100	100	27
2020	3,844,510	34,151,158	14,489,899	42,014,055	100	100	28

¹The Actuarial Value of Assets excludes contributions receivable.

See following "SOLVENCY TEST - NOTES."

NEW YORK CITY POLICE PENSION FUND

COMPARATIVE SUMMARY OF ACCRUED LIABILITIES FUNDED BY ACTUARIAL VALUE OF ASSETS (Cont'd)

Table 14b							
POLICE OFFICER'S VARIABLE SUPPLEMENTS FUND COMPARATIVE SUMMARY OF ACCRUED LIABILITIES FUNDED BY ACTUARIAL VALUE OF ASSETS SOLVENCY TEST (\$ Thousands)							
June 30 Valuation Date	Accrued Liabilities for			(D) Actuarial Value of Assets	Percentage of Accrued Liabilites Funded by Actuarial Value of Assets		
	(A) Accumulated Member Contributions	(B) Current Retirees and Beneficiaries	(C) Active Members' Employer-Financed Portion		(A)	(B)	(C)
	2011	\$0	\$1,409,592		\$411,070	\$678,770	100%
2012	0	1,445,315	393,528	575,048	100	40	0
2013	0	1,444,898	414,502	464,226	100	32	0
2014	0	1,534,749	404,568	1,640,981	100	100	26
2015	0	1,549,011	530,258	1,928,443	100	100	72
2016	0	1,552,515	530,988	1,609,663	100	100	11
2017	0	1,581,226	533,793	2,234,906	100	100	100
2018	0	1,586,911	437,054	2,309,025	100	100	100
2019	0	1,594,428	443,491	1,976,399	100	100	86
2020	0	1,617,090	446,209	2,061,624	100	100	100

See following "SOLVENCY TEST - NOTES."

NEW YORK CITY POLICE PENSION FUND

COMPARATIVE SUMMARY OF ACCRUED LIABILITIES FUNDED BY ACTUARIAL VALUE OF ASSETS (Cont'd)

Table 14c							
POLICE SUPERIOR OFFICERS' VARIABLE SUPPLEMENTS FUND COMPARATIVE SUMMARY OF ACCRUED LIABILITIES FUNDED BY ACTUARIAL VALUE OF ASSETS SOLVENCY TEST (\$ Thousands)							
June 30 Valuation Date	Accrued Liabilities for			(D) Actuarial Value of Assets	Percentage of Accrued Liabilities Funded by Actuarial Value of Assets		
	(A) Accumulated Member Contributions	(B) Current Retirees and Beneficiaries	(C) Active Members' Employer-Financed Portion		(A)	(B)	(C)
	2011	\$0	\$2,068,254		\$1,218,170	\$418,608	100%
2012	0	2,139,165	1,228,844	222,342	100	10	0
2013	0	2,162,433	1,266,808	13,183	100	1	0
2014	0	2,268,930	1,260,542	1,032,800	100	46	0
2015	0	2,314,463	1,152,229	1,112,516	100	48	0
2016	0	2,346,636	1,186,177	822,340	100	35	0
2017	0	2,396,749	1,239,598	1,996,403	100	83	0
2018	0	2,417,808	1,375,012	2,971,157	100	100	40
2019	0	2,452,387	1,375,564	3,097,356	100	100	47
2020	0	2,522,196	1,357,706	3,266,194	100	100	55

See following "SOLVENCY TEST - NOTES."

NEW YORK CITY POLICE PENSION FUND

COMPARATIVE SUMMARY OF ACCRUED LIABILITIES FUNDED BY ACTUARIAL VALUE OF ASSETS (Cont'd)

SOLVENCY TEST – NOTES

The ultimate test of financial soundness in a pension fund is its ability to pay all of its promised benefits when due. The pension fund's progress in accumulating assets to pay all promised benefits can be measured by comparing the Actuarial Value of Assets of the pension fund with the Accrued Liabilities for:

- a. Accumulated Member Contributions;
- b. Current Retirees and Beneficiaries; and
- c. Active Members' Employer-Financed Portion.

Prior to the June 30, 2019 valuation, the Accrued Liabilities were calculated under the Projected Unit Credit actuarial cost method. Beginning with the June 30, 2019 actuarial valuation, the Accrued Liabilities are calculated based on the Entry Age Normal (EAN) actuarial cost method.

The values in the table are dependent upon census data, benefit levels, and the actuarial assumptions and methods employed at each valuation date.

To fully evaluate trends in financial soundness, changes in assumptions need to be evaluated. The Actuarial Interest Rate assumption has been 7.0% per annum, net of investment expenses, throughout the period shown. However, other actuarial assumptions and methods have been revised. The two most recent changes in actuarial assumptions and methods occurred in the June 30, 2019 valuation used to compute the Employer Contribution for Fiscal Year 2021 and in the June 30, 2017 valuation used to compute the Employer Contribution for Fiscal Year 2019.



NEW YORK CITY POLICE PENSION FUND

CONTRIBUTIONS

The benefits of the Fund are financed by member and employer contributions and from investment earnings of the Fund.

A. MEMBER CONTRIBUTIONS

Tier 1 and Tier 2: Required Member Contributions – Based upon age at entry and elected retirement age, credited with regular and special interest. Contributions are required for the first 20 years.

Voluntary Member Contributions – Additional contributions to the Annuity Savings Fund credited with regular and special interest.

Contributions from members are recorded when the employer makes payroll deductions from Plan members. Tier 1 and Tier 2 members are permitted to borrow up to 90% of their own contributions including accumulated interest. These loans are accounted for as reductions in such member's contribution accounts.

Tier 3, Tier 3 Revised, and Tier 3 Enhanced: Basic Member Contributions – Members contribute 3.0% of salary for a maximum of 25 years.

Additional Member Contributions (AMC) – Effective April 10, 2017, Tier 3 Enhanced Plan members are required to contribute an additional 1.0% of salary for a maximum of 25 years. Chapter 59/17 states that the AMC rate for Tier 3 Enhanced Plan members is required to be reviewed by the Actuary every 3 years. The AMC rate currently remains at 1.0% of salary.

Loans are not permitted for Tier 3, Tier 3 Revised, and Tier 3 Enhanced Plan members.

B. EMPLOYER CONTRIBUTIONS

The Entry Age Normal cost method of funding is utilized by the Plan's Actuary to calculate the contributions required of the employer.

Employer contributions are accrued by the Plan and are funded by the employer on a current basis.



Statistical Section

Part V

New York City Police Pension Fund

A Pension Trust Fund of the City of New York

Annual Comprehensive Financial Report

For the fiscal years ended June 30, 2022 and June 30, 2021

This page is intentionally left blank

Statistical Section Overview

Introduction

The objective of the statistical section is to reflect data that is necessary to fund members' retirement benefits during their active service together with members' employer's contributions and investment income that would be required to accumulate assets to pay various retirement benefits.

The Statistical Section of the New York City Police Pension Fund's Annual Comprehensive Financial Report presents detailed information related to the financial statements, as well as highlights of the actuarial valuations. The data provided is a useful source in determining the fund's economic condition. The schedules are organized into four categories: Operating Information, Demographic and Economic Information, Financial Trend and Revenue Capacity.

Operating Information

The operating information gives users an indication of how the information in the financial statements relate to the activities of the fund. The schedules show data on benefits ranges, years of credited service, types of retirement and options selected and the amount of monthly, annual or average benefit paid to each group of retirees and beneficiaries. The data is presented for the fiscal period or over a ten-year period.

Demographic and Economic Information

The demographic and economic categories present data to give users an understanding of the environment in which the pension plan operates. This is done mainly through the breakdown of the population groups in the plan membership. The schedules present the number of members and beneficiaries grouped according to several indicators including average monthly or annual salaries or age participating in the pension plan, for the fiscal period or over a ten-year period.

Financial Trends

The schedules of trend data provide financial and actuarial data for the most current ten-year period. This data shows the changes in benefit types and changes in the plan's performance over time, as relates to revenues, received benefits and expenses paid and net position.

Revenue Capacity

Revenue capacity information help users evaluate the different sources of revenue for the plan. The schedules show the sources and change in the level of revenues over time. The main sources of revenues for the plan are investment income and employer contributions.

New York City Police Pension Fund
Year Ended June 30, 2022

Benefit Expenses by Type

Fiscal Year ended June 30, 2022

(in thousands)

Fiscal Year Ended 6/30	Other Benefits	Ordinary Death	Death Gamble	Line of Duty Deaths	Total
2013	\$2,517,556	\$4,124	\$2,711	\$6,243	\$2,530,634
2014	2,678,498	3,825	3,316	5,970	2,691,609
2015	2,735,399	4,181	4,371	5,824	2,749,775
2016	2,865,208	2,257	7,095	7,663	2,882,223
2017	2,974,515	2,062	3,237	5,019	2,984,833
2018	3,184,759	3,461	5,241	4,510	3,197,971
2019	3,268,949	3,904	5,360	3,857	3,282,070
2020	3,474,164	3,019	11,490	2,822	3,491,495
2021	3,828,363	2,281	4,233	6,442	3,841,319
2022	\$3,803,668	\$2,921	\$8,265	\$6,519	\$3,821,373

The table offers a comparison for the Benefit Payments of the Plan for the past 10 Years.

New York City Police Pension Fund
Year Ended June 30, 2022

Table 15						
AVERAGE ANNUAL BENEFIT PAYMENT AMOUNTS						
	Service Retirement Benefits		Accidental (Line-of-Duty) Disability Benefits		Ordinary (Non- Line-of-Duty) Disability Benefits	
June 30 Valuation Date	Number	Average Annual Allowance		Average Annual Allowance	Number	Average Annual Allowance
2011	29,247	\$39,766	11,815	\$51,341	3,454	\$31,231
2012	30,119	41,205	11,948	52,806	3,346	31,468
2013	30,405	42,230	12,072	54,231	3,262	31,692
2014	31,610	43,412	12,244	55,499	3,172	31,926
2015	32,148	44,626	12,298	56,788	3,068	32,217
2016	32,491	46,141	12,430	58,360	2,996	32,457
2017	33,093	47,867	12,512	59,977	2,935	32,808
2018	33,416	49,427	12,556	61,626	2,861	33,033
2019	33,966	51,365	12,665	63,639	2,752	33,422
2020	34,749	66,375	12,707	66,369	2,624	34,239

New York City Police Pension Fund
Year Ended June 30, 2022

Schedule of Changes in Net Position

Fiscal year Ended June 30, 2022

(In thousands)

QPP	<u>Additions to Plan Net Position</u>					<u>Deductions from Plan Net Position</u>					Change in Net Position
	Year Ended	Member Contributions	Employer Contributions	Net Investment Income (Loss)	Other Income	Total Additions	Benefit Payments	Other Deductions	Administrative Expenses	Total Deductions	
2013	\$	229,675	\$ 2,424,691	\$ 3,101,563	\$ 6,118	\$ 5,762,047	\$ 2,530,634	\$ 8,169	\$ 17,548	\$ 2,548,182	\$ 3,213,865
2014		228,783	2,320,910	5,147,483	6,911	7,704,087	2,691,609	2,541,024	17,450	2,709,059	4,995,028
2015		241,102	2,309,619	1,098,220	4,616	3,653,557	2,749,775	590,313	17,905	2,767,680	885,877
2016		249,921	2,393,940	403,534	6,756	3,054,151	2,882,223	326,195	18,478	2,900,701	153,450
2017		276,301	2,293,840	4,286,894	10,507	6,867,542	2,984,833	2,183,364	18,917	3,003,750	3,863,792
2018		267,031	2,415,153	3,925,283	3,408	6,610,875	2,774,387	1,280,000	21,146	4,075,533	2,535,342
2019		278,087	2,558,256	2,581,702	143,944	5,561,989	2,853,799	518,628	29,005	3,401,432	2,160,557
2020		280,129	2,458,907	1,896,012	6,488	4,641,536	3,039,785	401,358	26,803	3,467,946	1,173,590
2021		255,789	2,437,728	10,747,961	4,389	13,445,867	3,313,298	106,720	24,925	3,444,943	10,000,924
2022	\$	281,185	\$ 2,490,134	\$ (3,656,295)	\$ 5,380	\$ (879,596)	\$ 3,344,982	\$ 1,672	\$ 24,301	\$ 3,370,955	\$ (4,250,551)

The table offers a 10 year comparison for the operations of the Police Pension Fund.

Schedule of Changes in Net Position

Fiscal year Ended June 30, 2021

(In thousands)

PSOVSF	<u>Additions to Plan Net Position</u>					<u>Deductions from Plan Net Position</u>					Change in Net Position
	Year Ended	Member Contributions	Employer Contributions	Net Investment Income (Loss)	Other Income	Total Additions	Benefit Payments	Other Deductions	Administrative Expenses	Total Deductions	
2018		N/A	N/A	\$ 38,433	\$ 1,150,026	\$ 1,188,459	\$ 260,268	\$ 1,150,000	N/A	\$ 260,268	\$ 928,191
2019		N/A	N/A	176,147	410,663	586,810	263,076	-	N/A	263,076	323,734
2020		N/A	N/A	146,514	256,574	403,088	285,963	-	N/A	285,963	117,125
2021		N/A	N/A	766,123	3,516	769,639	345,474	-	N/A	345,474	424,165
2022		N/A	N/A	\$ (460,681)	\$ 1,711	\$ (458,970)	\$ 299,966	-	N/A	\$ 299,966	\$ (758,936)

Schedule of Changes in Net Position

Fiscal year Ended June 30, 2021

(In thousands)

POVSF	<u>Additions to Plan Net Position</u>					<u>Deductions from Plan Net Position</u>					Change in Net Position
	Year Ended	Member Contributions	Employer Contributions	Net Investment Income (Loss)	Other Income	Total Additions	Benefit Payments	Other Deductions	Administrative Expenses	Total Deductions	
2018		N/A	N/A	\$ 294	\$ 130,031	\$ 130,325	\$ 163,316	\$ 130,000	N/A	\$ 163,316	\$ (32,991)
2019		N/A	N/A	103,694	108,040	211,734	165,195	139,836	N/A	305,031	(93,297)
2020		N/A	N/A	(4,221)	144,837	140,616	165,747	-	N/A	165,747	(25,131)
2021		N/A	N/A	447,619	103,273	550,892	182,547	-	N/A	182,547	368,345
2022		N/A	N/A	\$ (288,928)	\$ 67	\$ (288,861)	\$ 176,425	\$ 185	N/A	\$ 176,610	\$ (465,471)

Starting FY 2018 a separate schedule of changes in net position for each pension plan is included.

New York City Police Pension Fund
Year Ended June 30, 2022

Expenses by Type

Fiscal year Ended June 30, 2022

(In thousands)

FY Ended 6/30	Benefit Payments			Administrative Expense	Total	Employer Contributions as % of annual covered Payroll
	QPP	PSOVS	POVS			
	2013	\$2,530,634	-			
2014	2,691,609	-	-	17,450	2,709,059	67.9
2015	2,749,775	-	-	17,905	2,767,680	65.7
2016	2,882,223	-	-	18,478	2,900,701	67.6
2017	2,984,833	-	-	18,917	3,003,750	65.4
2018	2,774,387	260,268	163,316	21,146	3,219,117	65.8
2019	2,853,799	263,076	165,195	29,005	3,311,075	63.2
2020	3,039,785	285,963	165,747	26,803	3,518,298	57.9
2021	3,313,298	345,474	182,547	24,925	3,866,244	56.7
2022	\$3,344,982	\$299,966	\$176,425	\$24,301	\$3,845,674	58.4

The table offers a comparison for the expenses of the plan for the past 10 Years.

Starting FY2018 Benefit Payments is shown separately for each fund.

Revenue by Source

Fiscal Year ended June 30, 2022

(In thousands)

Fiscal Year Ended 6/30	Member Contributions	Employer Contributions	Net		Total	Employer Contributions as % of annual covered Payroll
			Investment Income/Loss	Other Income		
2013	\$ 229,675	\$ 2,424,691	\$ 3,101,563	\$ 6,118	\$ 5,762,047	70.1
2014	228,783	2,320,910	5,147,483	\$ 6,911	7,704,087	67.9
2015	241,102	2,309,619	1,098,220	\$ 4,616	3,653,557	65.7
2016	249,921	2,393,940	403,534	\$ 6,756	3,054,151	67.6
2017	276,301	2,293,840	4,286,894	\$ 10,507	6,867,542	65.4
2018	267,031	2,415,153	3,964,010	\$ 3,465	6,649,659	65.8
2019	278,087	2,558,256	2,861,543	\$ 4,183	5,702,069	63.2
2020	280,129	2,458,907	2,038,305	\$ 6,541	4,783,882	57.9
2021	255,789	2,437,728	11,961,703	\$ 4,458	14,659,678	56.7
2022	\$ 281,185	\$ 2,490,134	\$ (4,405,904)	\$ 5,301	\$ (1,629,284)	58.4

The table offers a comparison for the revenue sources of the Plan for the past 10 Years.

NEW YORK CITY POLICE PENSION FUND
DATA USED IN THE JUNE 30, 2020 ACTUARIAL VALUATION
FOR DETERMINING FINAL FISCAL YEAR 2022 EMPLOYER CONTRIBUTIONS

MALES

AGE \ SVC	UNDER 5	5-9	10-14	15-19	20-24	25-29	30-34	35-39	40 & UP	ALL YEARS
<i>NUMBER:</i>										
UNDER 20	0	0	0	0	0	0	0	0	0	0
20 TO 24	920	0	0	0	0	0	0	0	0	920
25 TO 29	3,206	987	0	0	0	0	0	0	0	4,193
30 TO 34	1,464	3,288	1,107	4	0	0	0	0	0	5,863
35 TO 39	507	1,482	2,870	1,598	3	0	0	0	0	6,460
40 TO 44	109	583	1,029	2,849	680	1	0	0	0	5,251
45 TO 49	2	85	367	1,199	1,432	436	2	0	0	3,523
50 TO 54	3	2	42	516	612	710	264	0	0	2,149
55 TO 59	1	1	0	33	149	223	221	122	0	750
60 TO 64	1	2	3	1	14	11	26	74	23	155
65 TO 69	0	0	2	2	0	3	0	1	0	8
70 & UP	0	0	0	4	1	1	0	0	1	7
TOTAL	6,213	6,430	5,420	6,206	2,891	1,385	513	197	24	29,279

SALARIES (IN THOUSANDS):

UNDER 20	0	0	0	0	0	0	0	0	0	0
20 TO 24	52,136	0	0	0	0	0	0	0	0	52,136
25 TO 29	216,698	100,086	0	0	0	0	0	0	0	316,784
30 TO 34	103,748	389,935	147,815	515	0	0	0	0	0	642,013
35 TO 39	36,173	178,955	389,691	226,278	442	0	0	0	0	831,540
40 TO 44	8,042	70,251	137,148	404,691	102,605	137	0	0	0	722,875
45 TO 49	263	10,445	48,305	166,963	218,420	70,781	251	0	0	515,428
50 TO 54	411	301	5,505	71,452	90,640	111,693	44,914	0	0	324,916
55 TO 59	130	161	0	4,367	22,170	33,460	35,907	20,790	0	116,986
60 TO 64	135	319	487	177	2,120	1,621	3,868	13,287	4,567	26,581
65 TO 69	0	0	323	317	0	585	0	241	0	1,467
70 & UP	0	0	0	632	163	164	0	0	178	1,137
TOTAL¹	417,738	750,452	729,274	875,391	436,560	218,443	84,940	34,318	4,745	3,551,862

AVERAGE SALARIES: ²

UNDER 20	0	0	0	0	0	0	0	0	0	0
20 TO 24	56,670	0	0	0	0	0	0	0	0	56,670
25 TO 29	67,592	101,404	0	0	0	0	0	0	0	75,551
30 TO 34	70,866	118,593	133,528	128,688	0	0	0	0	0	109,502
35 TO 39	71,348	120,752	135,781	141,601	147,287	0	0	0	0	128,721
40 TO 44	73,784	120,500	133,283	142,047	150,890	137,466	0	0	0	137,664
45 TO 49	131,476	122,877	131,621	139,252	152,528	162,341	125,352	0	0	146,304
50 TO 54	137,065	150,445	131,065	138,473	148,104	157,315	170,129	0	0	151,194
55 TO 59	130,238	161,196	0	132,324	148,794	150,046	162,477	170,407	0	155,981
60 TO 64	135,395	159,428	162,239	176,731	151,399	147,405	148,755	179,558	198,566	171,488
65 TO 69	0	0	161,718	158,643	0	195,026	0	241,116	0	183,364
70 & UP	0	0	0	157,911	163,281	164,323	0	0	178,163	162,487
TOTAL	67,236	116,711	134,552	141,056	151,007	157,720	165,575	174,203	197,716	121,311

Note: Age is nearest birthday. Service is nearest year.

¹ Total may not add up due to rounding.

NEW YORK CITY POLICE PENSION FUND
DATA USED IN THE JUNE 30, 2020 ACTUARIAL VALUATION
FOR DETERMINING FINAL FISCAL YEAR 2022 EMPLOYER CONTRIBUTIONS

FEMALES

AGE \ SVC	UNDER 5	5-9	10-14	15-19	20-24	25-29	30-34	35-39	40 & UP	ALL YEARS
<i>NUMBER:</i>										
UNDER 20	0	0	0	0	0	0	0	0	0	0
20 TO 24	199	0	0	0	0	0	0	0	0	199
25 TO 29	811	161	0	0	0	0	0	0	0	972
30 TO 34	537	677	208	0	0	0	0	0	0	1,422
35 TO 39	206	343	604	293	0	0	0	0	0	1,446
40 TO 44	34	168	317	661	127	0	0	0	0	1,307
45 TO 49	1	18	115	339	231	36	1	0	0	741
50 TO 54	1	0	14	136	157	83	21	0	0	412
55 TO 59	1	0	0	5	30	30	27	9	0	102
60 TO 64	0	0	1	0	1	1	5	6	1	15
65 TO 69	0	0	0	0	0	0	0	0	0	0
70 & UP	0	0	0	0	0	0	0	0	0	0
TOTAL	1,790	1,367	1,259	1,434	546	150	54	15	1	6,616

SALARIES (IN THOUSANDS):

UNDER 20	0	0	0	0	0	0	0	0	0	0
20 TO 24	11,225	0	0	0	0	0	0	0	0	11,225
25 TO 29	52,999	16,557	0	0	0	0	0	0	0	69,556
30 TO 34	37,042	77,156	26,926	0	0	0	0	0	0	141,124
35 TO 39	14,150	39,406	79,126	40,136	0	0	0	0	0	172,817
40 TO 44	2,535	19,625	41,360	91,258	18,813	0	0	0	0	173,592
45 TO 49	58	2,234	14,906	45,958	34,437	5,494	172	0	0	103,260
50 TO 54	135	0	1,817	18,264	22,703	12,553	3,175	0	0	58,648
55 TO 59	143	0	0	654	4,291	4,630	4,067	1,502	0	15,286
60 TO 64	0	0	161	0	126	124	732	920	219	2,281
65 TO 69	0	0	0	0	0	0	0	0	0	0
70 & UP	0	0	0	0	0	0	0	0	0	0
TOTAL ¹	118,287	154,977	164,295	196,270	80,370	22,802	8,146	2,421	219	747,787

*AVERAGE SALARIES:*²

UNDER 20	0	0	0	0	0	0	0	0	0	0
20 TO 24	56,407	0	0	0	0	0	0	0	0	56,407
25 TO 29	65,350	102,836	0	0	0	0	0	0	0	71,559
30 TO 34	68,979	113,968	129,450	0	0	0	0	0	0	99,243
35 TO 39	68,687	114,885	131,003	136,983	0	0	0	0	0	119,514
40 TO 44	74,564	116,818	130,473	138,061	148,130	0	0	0	0	132,817
45 TO 49	58,350	124,085	129,617	135,568	149,079	152,624	172,303	0	0	139,352
50 TO 54	135,315	0	129,763	134,294	144,603	151,246	151,209	0	0	142,348
55 TO 59	142,764	0	0	130,741	143,043	154,332	150,615	166,835	0	149,861
60 TO 64	0	0	161,196	0	125,801	123,941	146,356	153,264	218,892	152,080
65 TO 69	0	0	0	0	0	0	0	0	0	0
70 & UP	0	0	0	0	0	0	0	0	0	0
TOTAL	66,082	113,371	130,496	136,869	147,197	152,012	150,854	161,406	218,892	113,027

Note: Age is nearest birthday. Service is nearest year.

¹ Total may not add up due to rounding.

² Average based on unrounded salary.

NEW YORK CITY POLICE PENSION FUND
DATA USED IN THE JUNE 30, 2020 ACTUARIAL VALUATION
FOR DETERMINING FINAL FISCAL YEAR 2022 EMPLOYER CONTRIBUTIONS

MALES AND FEMALES

AGE \ SVC	UNDER 5	5-9	10-14	15-19	20-24	25-29	30-34	35-39	40 & UP	ALL YEARS
<i>NUMBER:</i>										
UNDER 20	0	0	0	0	0	0	0	0	0	0
20 TO 24	1,119	0	0	0	0	0	0	0	0	1,119
25 TO 29	4,017	1,148	0	0	0	0	0	0	0	5,165
30 TO 34	2,001	3,965	1,315	4	0	0	0	0	0	7,285
35 TO 39	713	1,825	3,474	1,891	3	0	0	0	0	7,906
40 TO 44	143	751	1,346	3,510	807	1	0	0	0	6,558
45 TO 49	3	103	482	1,538	1,663	472	3	0	0	4,264
50 TO 54	4	2	56	652	769	793	285	0	0	2,561
55 TO 59	2	1	0	38	179	253	248	131	0	852
60 TO 64	1	2	4	1	15	12	31	80	24	170
65 TO 69	0	0	2	2	0	3	0	1	0	8
70 & UP	0	0	0	4	1	1	0	0	1	7
TOTAL	8,003	7,797	6,679	7,640	3,437	1,535	567	212	25	35,895

SALARIES (IN THOUSANDS):

UNDER 20	0	0	0	0	0	0	0	0	0	0
20 TO 24	63,361	0	0	0	0	0	0	0	0	63,361
25 TO 29	269,697	116,642	0	0	0	0	0	0	0	386,340
30 TO 34	140,790	467,091	174,741	515	0	0	0	0	0	783,137
35 TO 39	50,323	218,361	468,817	266,414	442	0	0	0	0	1,004,357
40 TO 44	10,578	89,877	178,508	495,949	121,418	137	0	0	0	896,466
45 TO 49	321	12,678	63,211	212,921	252,858	76,275	423	0	0	618,687
50 TO 54	547	301	7,321	89,716	113,342	124,247	48,089	0	0	383,563
55 TO 59	273	161	0	5,020	26,462	38,090	39,974	22,291	0	132,272
60 TO 64	135	319	648	177	2,245	1,745	4,599	14,207	4,786	28,862
65 TO 69	0	0	323	317	0	585	0	241	0	1,467
70 & UP	0	0	0	632	163	164	0	0	178	1,137
TOTAL¹	536,025	905,430	893,569	1,071,661	516,930	241,245	93,086	36,739	4,964	4,299,649

AVERAGE SALARIES: ²

UNDER 20	0	0	0	0	0	0	0	0	0	0
20 TO 24	56,623	0	0	0	0	0	0	0	0	56,623
25 TO 29	67,139	101,605	0	0	0	0	0	0	0	74,800
30 TO 34	70,360	117,804	132,883	128,688	0	0	0	0	0	107,500
35 TO 39	70,579	119,650	134,950	140,885	147,287	0	0	0	0	127,037
40 TO 44	73,969	119,676	132,621	141,296	150,456	137,466	0	0	0	136,698
45 TO 49	107,101	123,088	131,143	138,440	152,049	161,600	141,002	0	0	145,096
50 TO 54	136,628	150,445	130,739	137,602	147,389	156,679	168,734	0	0	149,771
55 TO 59	136,501	161,196	0	132,115	147,830	150,555	161,186	170,162	0	155,249
60 TO 64	135,395	159,428	161,978	176,731	149,692	145,449	148,368	177,586	199,413	169,776
65 TO 69	0	0	161,718	158,643	0	195,026	0	241,116	0	183,364
70 & UP	0	0	0	157,911	163,281	164,323	0	0	178,163	162,487
TOTAL	66,978	116,125	133,788	140,270	150,401	157,163	164,173	173,298	198,563	119,784

Note: Age is nearest birthday. Service is nearest year.

¹ Total may not add up due to rounding.

² Average based on unrounded salary.

NEW YORK CITY POLICE PENSION FUND
DATA USED IN THE JUNE 30, 2020 ACTUARIAL VALUATION
FOR DETERMINING FINAL FISCAL YEAR 2022 EMPLOYER CONTRIBUTIONS
SUMMARY OF PENSIONERS BY CAUSE AND GENDER

ALL FILES (ALL BENEFITS)

AGE	MALE			FEMALE			TOTAL		
	NUMBER	BENEFITS	AVERAGE	NUMBER	BENEFITS	AVERAGE	NUMBER	BENEFITS	AVERAGE
<i>SERVICE RETIREMENT:</i>									
UNDER 30	0	0	0	0	0	0	0	0	0
30 TO 34	0	0	0	0	0	0	0	0	0
35 TO 39	2	200,921	100,461	0	0	0	2	200,921	100,461
40 TO 44	199	17,038,682	85,622	58	4,827,713	83,236	257	21,866,395	85,083
45 TO 49	1,957	170,151,295	86,945	490	37,565,477	76,664	2,447	207,716,772	84,886
50 TO 54	5,149	434,363,070	84,359	1,033	76,383,368	73,943	6,182	510,746,438	82,618
55 TO 59	6,641	481,258,728	72,468	1,510	98,385,013	65,156	8,151	579,643,741	71,113
60 TO 64	4,862	318,289,751	65,465	974	58,099,079	59,650	5,836	376,388,830	64,494
65 TO 69	2,376	145,812,654	61,369	380	21,233,113	55,877	2,756	167,045,767	60,612
70 TO 74	2,465	136,098,952	55,213	96	4,847,149	50,491	2,561	140,946,101	55,036
75 TO 79	3,131	155,114,084	49,541	81	3,896,768	48,108	3,212	159,010,852	49,505
80 TO 84	1,890	83,655,366	44,262	32	1,554,840	48,589	1,922	85,210,206	44,334
85 TO 89	861	35,664,214	41,422	16	755,050	47,191	877	36,419,264	41,527
90 & UP	528	20,626,894	39,066	18	631,972	35,110	546	21,258,866	38,936
TOTAL	30,061	1,998,274,611	66,474	4,688	308,179,542	65,738	34,749	2,306,454,153	66,375
<i>ORDINARY DISABILITY:</i>									
UNDER 30	0	0	0	0	0	0	0	0	0
30 TO 34	3	217,917	72,639	2	84,592	42,296	5	302,509	60,502
35 TO 39	41	1,986,536	48,452	15	703,116	46,874	56	2,689,652	48,030
40 TO 44	74	3,316,954	44,824	43	1,854,858	43,136	117	5,171,812	44,204
45 TO 49	131	5,520,284	42,140	62	2,438,151	39,325	193	7,958,435	41,235
50 TO 54	228	8,202,078	35,974	125	4,232,569	33,861	353	12,434,647	35,226
55 TO 59	187	5,937,864	31,753	123	3,450,514	28,053	310	9,388,378	30,285
60 TO 64	130	3,508,114	26,985	80	2,116,347	26,454	210	5,624,461	26,783
65 TO 69	75	2,426,108	32,348	30	773,537	25,785	105	3,199,645	30,473
70 TO 74	265	7,567,209	28,556	17	390,333	22,961	282	7,957,542	28,218
75 TO 79	399	10,564,581	26,478	15	337,975	22,532	414	10,902,556	26,335
80 TO 84	230	8,317,262	36,162	7	158,068	22,581	237	8,475,330	35,761
85 TO 89	152	7,191,240	47,311	4	125,606	31,402	156	7,316,846	46,903
90 & UP	181	8,196,692	45,286	5	225,701	45,140	186	8,422,393	45,282
TOTAL	2,096	72,952,839	34,806	528	16,891,367	31,991	2,624	89,844,206	34,239
<i>ACCIDENTAL DISABILITY:</i>									
UNDER 30	1	44,090	44,090	1	56,857	56,857	2	100,947	50,474
30 TO 34	28	2,003,556	71,556	7	474,060	67,723	35	2,477,616	70,789
35 TO 39	241	20,138,707	83,563	46	3,500,798	76,104	287	23,639,505	82,368
40 TO 44	404	34,780,432	86,090	92	7,228,953	78,576	496	42,009,385	84,696
45 TO 49	866	75,869,241	87,609	146	11,469,061	78,555	1,012	87,338,302	86,303
50 TO 54	1,873	158,993,323	84,887	281	20,432,033	72,712	2,154	179,425,356	83,299
55 TO 59	2,043	152,039,413	74,420	387	26,830,345	69,329	2,430	178,869,758	73,609
60 TO 64	1,393	91,984,680	66,034	213	13,141,639	61,698	1,606	105,126,319	65,458
65 TO 69	700	42,009,978	60,014	75	4,005,628	53,408	775	46,015,606	59,375
70 TO 74	1,291	61,187,067	47,395	41	1,694,752	41,335	1,332	62,881,819	47,209
75 TO 79	1,492	66,368,298	44,483	37	1,548,125	41,841	1,529	67,916,423	44,419
80 TO 84	656	28,739,466	43,810	8	317,267	39,658	664	29,056,733	43,760
85 TO 89	253	12,750,502	50,397	2	61,675	30,838	255	12,812,177	50,244
90 & UP	126	5,531,924	43,904	4	152,747	38,187	130	5,684,671	43,728
TOTAL	11,367	752,440,677	66,195	1,340	90,913,940	67,846	12,707	843,354,617	66,369

NEW YORK CITY POLICE PENSION FUND
 DATA USED IN THE JUNE 30, 2020 ACTUARIAL VALUATION
 FOR DETERMINING FINAL FISCAL YEAR 2022 EMPLOYER CONTRIBUTIONS
 SUMMARY OF PENSIONERS BY CAUSE AND GENDER

ALL FILES (ALL BENEFITS)

AGE	MALE			FEMALE			TOTAL		
	NUMBER	BENEFITS	AVERAGE	NUMBER	BENEFITS	AVERAGE	NUMBER	BENEFITS	AVERAGE
<i>ACCIDENTAL DEATH:</i>									
UNDER 30	4	547,669	136,917	17	2,356,544	138,620	21	2,904,213	138,296
30 TO 34	0	0	0	1	154,504	154,504	1	154,504	154,504
35 TO 39	1	130,794	130,794	3	418,512	139,504	4	549,306	137,327
40 TO 44	0	0	0	16	2,133,484	133,343	16	2,133,484	133,343
45 TO 49	2	213,785	106,893	20	2,721,279	136,064	22	2,935,064	133,412
50 TO 54	3	400,769	133,590	57	7,237,331	126,971	60	7,638,100	127,302
55 TO 59	8	871,931	108,991	84	11,047,812	131,522	92	11,919,743	129,562
60 TO 64	7	784,953	112,136	60	7,182,223	119,704	67	7,967,176	118,913
65 TO 69	4	320,932	80,233	45	4,633,916	102,976	49	4,954,848	101,119
70 TO 74	3	348,761	116,254	55	5,761,570	104,756	58	6,110,331	105,351
75 TO 79	1	109,186	109,186	65	5,780,731	88,934	66	5,889,917	89,241
80 TO 84	3	135,062	45,021	24	1,650,186	68,758	27	1,785,248	66,120
85 TO 89	2	89,337	44,669	16	1,067,170	66,698	18	1,156,507	64,250
90 & UP	3	109,032	36,344	10	593,712	59,371	13	702,744	54,057
TOTAL	41	4,062,211	99,078	473	52,738,974	111,499	514	56,801,185	110,508
<i>OTHER BENEFICIARIES:</i>									
UNDER 30	8	326,932	40,867	8	432,386	54,048	16	759,318	47,457
30 TO 34	5	173,558	34,712	6	145,843	24,307	11	319,401	29,036
35 TO 39	2	44,033	22,017	3	86,438	28,813	5	130,471	26,094
40 TO 44	1	13,585	13,585	14	541,436	38,674	15	555,021	37,001
45 TO 49	5	208,921	41,784	15	734,753	48,984	20	943,674	47,184
50 TO 54	5	228,917	45,783	35	1,390,406	39,726	40	1,619,323	40,483
55 TO 59	4	141,494	35,374	65	2,559,469	39,376	69	2,700,963	39,144
60 TO 64	2	59,840	29,920	62	2,121,892	34,224	64	2,181,732	34,090
65 TO 69	2	52,991	26,496	68	1,887,932	27,764	70	1,940,923	27,727
70 TO 74	1	34,573	34,573	110	3,067,738	27,889	111	3,102,311	27,949
75 TO 79	1	19,546	19,546	128	3,442,962	26,898	129	3,462,508	26,841
80 TO 84	0	0	0	116	3,181,134	27,424	116	3,181,134	27,424
85 TO 89	0	0	0	88	2,158,398	24,527	88	2,158,398	24,527
90 & UP	0	0	0	117	2,012,296	17,199	117	2,012,296	17,199
TOTAL	36	1,304,390	36,233	835	23,763,083	28,459	871	25,067,473	28,780
<i>ALL PENSIONERS AND BENEFICIARIES:</i>									
UNDER 30	13	918,691	70,669	26	2,845,787	109,453	39	3,764,478	96,525
30 TO 34	36	2,395,031	66,529	16	858,999	53,687	52	3,254,030	62,578
35 TO 39	287	22,500,991	78,401	67	4,708,864	70,282	354	27,209,855	76,864
40 TO 44	678	55,149,653	81,342	223	16,586,444	74,379	901	71,736,097	79,618
45 TO 49	2,961	251,963,526	85,094	733	54,928,721	74,937	3,694	306,892,247	83,079
50 TO 54	7,258	602,188,157	82,969	1,531	109,675,707	71,637	8,789	711,863,864	80,995
55 TO 59	8,883	640,249,430	72,076	2,169	142,273,153	65,594	11,052	782,522,583	70,804
60 TO 64	6,394	414,627,338	64,846	1,389	82,661,180	59,511	7,783	497,288,518	63,894
65 TO 69	3,157	190,622,663	60,381	598	32,534,126	54,405	3,755	223,156,789	59,429
70 TO 74	4,025	205,236,562	50,990	319	15,761,542	49,409	4,344	220,998,104	50,874
75 TO 79	5,024	232,175,695	46,213	326	15,006,561	46,032	5,350	247,182,256	46,202
80 TO 84	2,779	120,847,156	43,486	187	6,861,495	36,692	2,966	127,708,651	43,058
85 TO 89	1,268	55,695,293	43,924	126	4,167,899	33,079	1,394	59,863,192	42,943
90 & UP	838	34,464,542	41,127	154	3,616,428	23,483	992	38,080,970	38,388
TOTAL	43,601	2,829,034,728	64,885	7,864	492,486,906	62,625	51,465	3,321,521,634	64,539

Beginning June 30, 2020, disclosed pensioner benefits include VSF benefits, anticipated increases due to non-finalized pensioners, and other anticipated changes not otherwise reflected in the census data.

NEW YORK CITY POLICE SUPERIOR OFFICERS' VARIABLE SUPPLEMENTS FUND
DATA USED IN THE JUNE 30, 2020 ACTUARIAL VALUATION
FOR DETERMINING FINAL FISCAL YEAR 2022 EMPLOYER CONTRIBUTIONS
SUMMARY OF PENSIONERS BY GENDER

AGE	MALE			FEMALE			BOTH MALE & FEMALE		
	NUMBER	BENEFITS	AVERAGE	NUMBER	BENEFITS	AVERAGE	NUMBER	BENEFITS	AVERAGE
SERVICE RETIREMENT:									
UNDER 30	0	0	0	0	0	0	0	0	0
30 TO 34	0	0	0	0	0	0	0	0	0
35 TO 39	2	24,000	12,000	0	0	0	2	24,000	12,000
40 TO 44	97	1,164,000	12,000	32	384,000	12,000	129	1,548,000	12,000
45 TO 49	1,080	12,960,000	12,000	235	2,820,000	12,000	1,315	15,780,000	12,000
50 TO 54	2,956	35,472,000	12,000	454	5,448,000	12,000	3,410	40,920,000	12,000
55 TO 59	4,039	48,468,000	12,000	705	8,460,000	12,000	4,744	56,928,000	12,000
60 TO 64	3,102	37,224,000	12,000	546	6,552,000	12,000	3,648	43,776,000	12,000
65 TO 69	1,531	18,372,000	12,000	224	2,688,000	12,000	1,755	21,060,000	12,000
70 TO 74	1,580	18,960,000	12,000	69	828,000	12,000	1,649	19,788,000	12,000
75 TO 79	1,726	20,712,000	12,000	54	648,000	12,000	1,780	21,360,000	12,000
80 TO 84	905	10,860,000	12,000	21	252,000	12,000	926	11,112,000	12,000
85 TO 89	402	4,824,000	12,000	8	96,000	12,000	410	4,920,000	12,000
90 & UP	223	2,676,000	12,000	8	96,000	12,000	231	2,772,000	12,000
TOTAL	17,643	211,716,000	12,000	2,356	28,272,000	12,000	19,999	239,988,000	12,000

NEW YORK CITY POLICE OFFICER'S VARIABLE SUPPLEMENTS FUND
DATA USED IN THE JUNE 30, 2020 ACTUARIAL VALUATION
FOR DETERMINING FINAL FISCAL YEAR 2022 EMPLOYER CONTRIBUTIONS
SUMMARY OF PENSIONERS BY GENDER

AGE	MALE			FEMALE			BOTH MALE & FEMALE		
	NUMBER	BENEFITS	AVERAGE	NUMBER	BENEFITS	AVERAGE	NUMBER	BENEFITS	AVERAGE
SERVICE RETIREMENT:									
UNDER 30	0	0	0	0	0	0	0	0	0
30 TO 34	0	0	0	0	0	0	0	0	0
35 TO 39	0	0	0	0	0	0	0	0	0
40 TO 44	79	948,000	12,000	18	216,000	12,000	97	1,164,000	12,000
45 TO 49	689	8,268,000	12,000	193	2,316,000	12,000	882	10,584,000	12,000
50 TO 54	1,891	22,692,000	12,000	482	5,784,000	12,000	2,373	28,476,000	12,000
55 TO 59	2,417	29,004,000	12,000	717	8,604,000	12,000	3,134	37,608,000	12,000
60 TO 64	1,689	20,268,000	12,000	400	4,800,000	12,000	2,089	25,068,000	12,000
65 TO 69	813	9,756,000	12,000	150	1,800,000	12,000	963	11,556,000	12,000
70 TO 74	761	9,132,000	12,000	23	276,000	12,000	784	9,408,000	12,000
75 TO 79	1,124	13,488,000	12,000	23	276,000	12,000	1,147	13,764,000	12,000
80 TO 84	819	9,828,000	12,000	8	96,000	12,000	827	9,924,000	12,000
85 TO 89	398	4,776,000	12,000	8	96,000	12,000	406	4,872,000	12,000
90 & UP	267	3,204,000	12,000	7	84,000	12,000	274	3,288,000	12,000
TOTAL	10,947	131,364,000	12,000	2,029	24,348,000	12,000	12,976	155,712,000	12,000



*New York City Police Pension Fund
233 Broadway, 25th Floor
New York, NY 10279*