



I AM DEAF OR HARD OF HEARING

WHEN PULLED OVER, I COMMUNICATE USING THESE METHODS:

- American Sign Language
- Pen and Paper
- Lip-read and use what hearing I have
- Verbal Communication
- Other _____

PLEASE HELP ME UNDERSTAND YOU:

- Don't shine your flashlight in my eyes
- Try to eliminate background noise
- Don't cover your mouth when speaking
- Don't shout
- Speak clearly and in a normal tone
- Face me when you speak
- Be sure there is light for me to see you

NYPD

WHEN PULLED OVER

REASONS FOR STOP:



DOCUMENTS:



Driver's License/
Photo ID



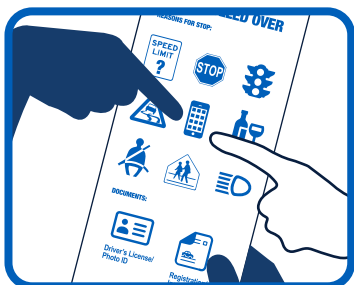
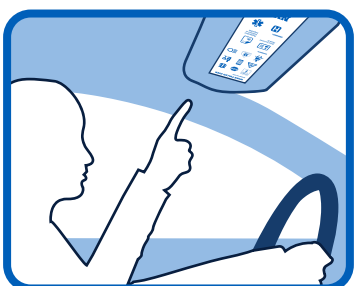
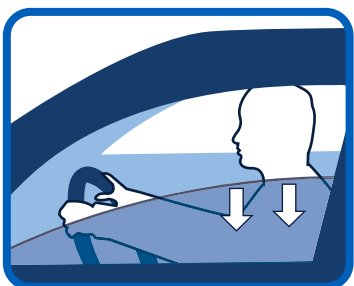
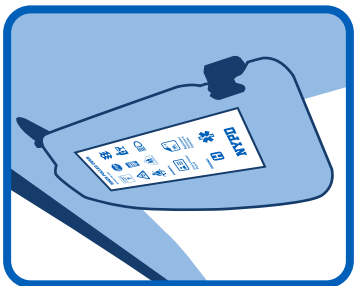
Registration/
Insurance or
Inspection

EMERGENCY:



NYPD

IF THE POLICE STOP YOU, FOLLOW THESE STEPS:



NYPD



IF THE POLICE STOP YOU, FOLLOW THESE STEPS:

- **Your Visor Card should be attached to the driver's side sun visor.**
- **Open your driver's side window. If it is dark, turn on your vehicle's dome light.**
- **Place both of your hands near the top of the steering wheel.**
- **When the officer is at your window, point to your Visor Card and remove it from the sun visor. Hand it to the officer.**
- **The officer can use the Visor Card to instruct you on what to do next. The pictures on the card can help both of you communicate better.**

NYPD