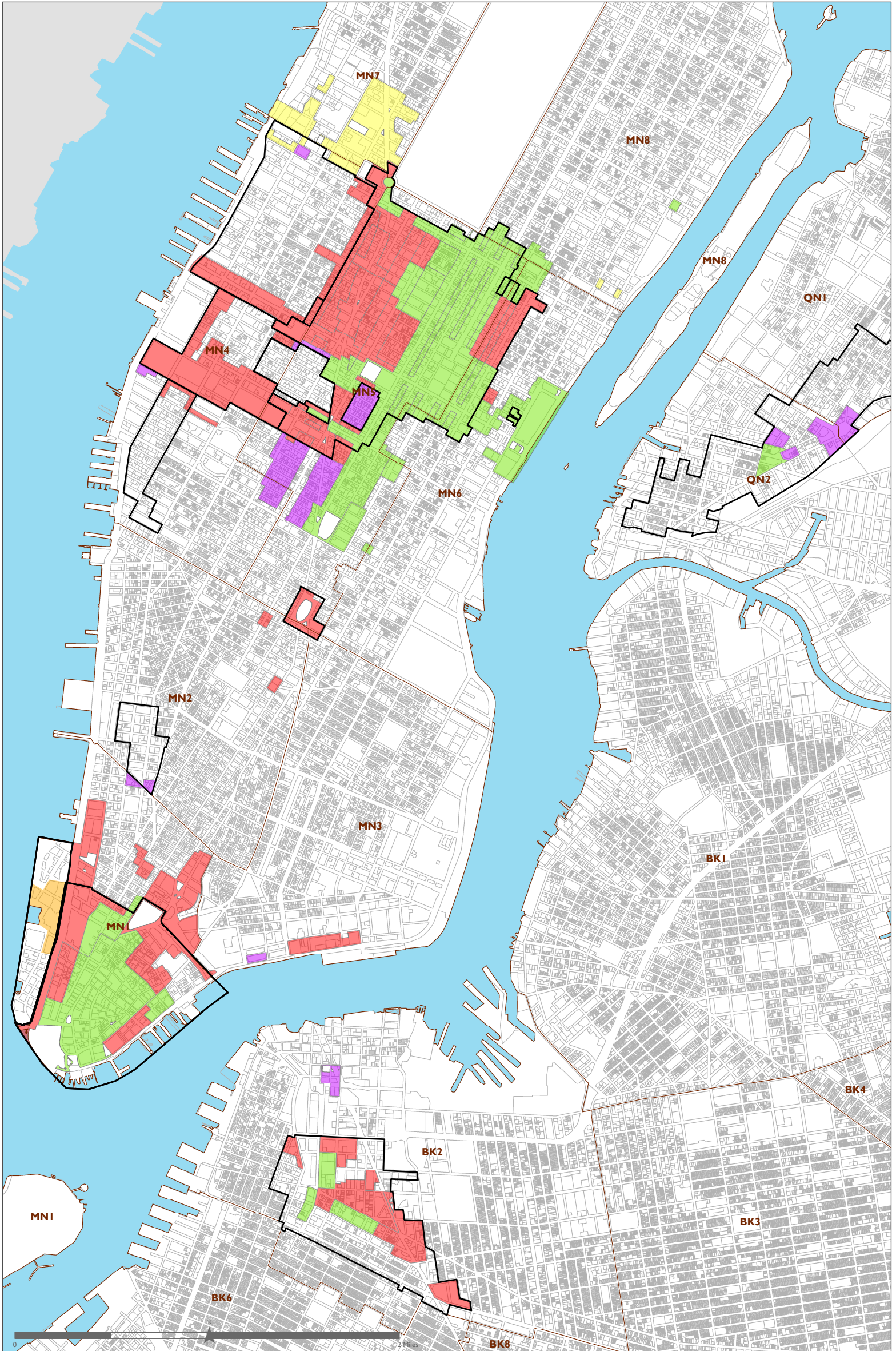









Zoning Districts where Commercial Buildings Can Exceed Heights of 420 Feet

Overview



- | | | |
|---|--|---|
|  C4-7 Districts |  MI-6 Districts |  BPC Subdistricts
(Zone B & C Subdistricts) |
|  C5 Districts
(C5-2, C5-3, C5-4, C5-5) |  C6 Districts
(C6-4, C6-5, C6-6, C6-7, C6-8, C6-9) | |

- | |
|--|
|  Community Districts |
|  Special Purpose Districts |

