

---

**World Trade Center Health Registry  
Wave 2 Survey**

**Data File Users' Manual**

---

**Revised: December 12, 2012**

# Table of Contents

<b>1.</b>	<b>Overview of the Data File User’s Manual</b>	<b>1</b>
<b>2.</b>	<b>Description of Target Populations</b>	<b>2</b>
<b>3.</b>	<b>Instrument Development</b>	<b>4</b>
3.1	Adult Wave 2 Survey	4
3.2	Pediatric Wave 2 Survey	4
<b>4.</b>	<b>Web and Paper Data Collection Methodology</b>	<b>5</b>
4.1	Overview	5
4.2	Newsletters Sent to Verify/Update Contact Information	5
4.3	Questionnaire Development	7
4.4	Distribution	8
4.4.1	Adult Wave 2 Surveys	8
4.4.2	Pediatric Wave 2 Surveys	8
4.5	Tracing during Web and Paper Components	8
4.5.1	Phase 1 – Verifying Primary Home Telephone Number	9
4.5.2	Phase 2 – Alternate and Secondary Telephone Numbers Attempted	9
4.5.3	Phase 3 - Update Enrollee Contact Information	9
4.5.4	Phase 4 – Procedures for Transferring Updated Information to NYC DOHMH	9
<b>5.</b>	<b>Telephone Data Collection Methodology</b>	<b>10</b>
5.1	Overview	10
5.2	CATI Survey Instrument Development and Programming	10
5.3	Sample Management	11
5.4	Tracing during the CATI Component	11
5.5	Calling Protocol for the CATI Component	11
5.6	Refusal Conversation	13

5.7	Interviewer Training	14
5.8	Handling Psychological Distress	14
5.9	Quality Assurance during Fielding	15
<b>6.</b>	<b>Data Collection Implementation Timeline</b>	<b>16</b>
<b>7.</b>	<b>Outcome Rates</b>	<b>20</b>
7.1	AAPOR Response Rates	20
7.2	Response Rates – Wave 2 Adult Survey	20
7.3	Wave 2 Pediatric Survey Outcome Rates	22
7.4	CATI Outcome Rates	23
	7.4.1 Final Dispositions	23
<b>8.</b>	<b>Data Entry, Data Processing and Data File Contents</b>	<b>26</b>
8.1	Web and CATI Surveys	27
8.2	Paper Surveys	27
8.3	Data File Contents	28

**Appendix 1 – Wave 2 Paper Adult Questionnaire in English**

**Appendix 2 – Wave 2 CATI Adult Questionnaire in English**

**Appendix 3 – Wave 2 Adult Survey Codebook**

**Appendix 4 – Wave 2 Adult survey Data Cleaning Decisions**

**Appendix 5 – Table of Final CATI Dispositions**

## Tables

<b>Table 1: Contact Rate Status for Adult Enrollees Resulting from Newsletter Distribution (April-June 2006)</b>	<b>6</b>
<b>Table 2: Chronology of Key Events in Data Collection Efforts for the Adult and Pediatric Wave 2 Surveys</b>	<b>16</b>
<b>Table 3: Wave 2 Adult Survey Response Rates</b>	<b>21</b>
<b>Table 4: Proportion of Completed and Partial Wave 2 Adult Surveys Overall and Within Survey Mode</b>	<b>24</b>
<b>Table 5: Proportion of Completed and Partial Wave 2 Adult Surveys Contributed by Survey Mode</b>	<b>24</b>
<b>Table 6: Final Status of CATI cases: Wave 2 Adult Survey</b>	<b>26</b>

# 1 Overview of the Data File User's Manual

This manual provides documentation to familiarize data users with the design, methodology, data collection, and data processing of the Wave 2 Adult Survey of the World Trade Center Health Registry (WTCHR). The Wave 2 Adult Survey was conducted over the period November 2006 through December 2007 via web, paper, and telephone.<sup>1</sup> Macro International (Macro) was the survey vendor that assisted the New York City Department of Health and Mental Hygiene (NYC DOHMH) in conducting this survey.

The Registry's Initial Survey (the "Wave 1" Survey) was conducted over the period September 2003 to November 2004, and resulted in over 71,000 persons enrolling in the Registry by completing an interview, the majority of which were conducted by telephone.<sup>2</sup> The intent of the Wave 2 Survey was to obtain updated information regarding these enrollees to gain a better understanding of the mental and physical health effects of September 11<sup>th</sup> and 9/11-related exposures, to facilitate future studies that examine specific populations or health conditions, to help identify persons who may be at increased risk for developing health problems, and to improve preparedness for future emergencies.

The Wave 2 Survey incorporated multiple modes of data collection. A coordinated web/paper effort served as the primary survey mode for adult enrollees. A computer-assisted telephone interview (CATI) provided an additional survey mode for adult enrollees during the last three months of data collection. All completed survey data records were flagged with survey response mode.

The first phase of the Wave 2 Adult Survey began in November 2006. This phase of data collection by web and paper resulted in a response rate of 58%<sup>3</sup>, (39,776 interviews out of 68,959 enrollees) by the first week of September 2007. At that time, the CATI mode component was added to target the adult enrollees who did not respond to the survey by web or paper, after receiving multiple paper and email invitations to do so. The CATI component achieved a response rate of 21% (5,645 completed interviews out of 27,156 adult enrollees). With the addition of the CATI component, the Adult Wave 2 Survey achieved a final response rate of 68%.<sup>4</sup>

In addition, a separate effort was made to survey pediatric enrollees, the 2,030 minors in the Registry younger than 18 years old as of April 1, 2007. Data was collected from June 2007 through January 2008 in paper-mode only using a system analogous to the adult effort. Parents and guardians were asked to provide information regarding the health and well-being of the minors and a separate set of survey questions were directed to the 1,075 older children (ages 13 through 17) to answer themselves. The Wave 2 Pediatric Survey effort produced a final response rate of 50%, with completed surveys received for 1,022 out of the 2,030 pediatric enrollees.

---

<sup>1</sup> The pediatric survey component was conducted over the period of June 2007 through January 2008.

<sup>2</sup> For details on the design, methodology, data collection, and data processing for the Wave 1 Survey, please refer to the "Data File Users' Manual (April 2006)" available at: <http://www.nyc.gov/html/doh/wtc/html/Registry/newsletters.shtml>

<sup>3</sup> For calculation of Response Rates, refer to Chapter 7.

<sup>4</sup> This percentage was obtained by dividing 46,602 respondents with completed surveys by 68,959 adult enrollees (the total number of adult enrollees eligible for the Wave 2 Survey).

With the exception of brief statements about the Wave 2 Pediatric Survey, the information contained in this Data File User's Manual (DFUM) pertains exclusively to the Wave 2 Adult Survey.

A description of the content of each Chapter in the Data File Users' Manual is given below.

**Chapter 2** provides an overview of the target populations in the World Trade Center Health Registry.

**Chapter 3** of this manual provides an overview of the Wave 2 instrument development process.

**Chapter 4** documents preparation and implementation of the web and paper data collection components of this study, including the distribution of newsletters to enrollees to ensure correct contact information, and the design and administration of the web and paper surveys.

**Chapter 5** documents the implementation of the CATI data collection component of this survey, including the instrument development, calling protocol, sample management and interviewer training.

**Chapter 6** describes the data collection implementation timeline across all 3 survey modes.

**Chapter 7** describes outcome rates for web, paper and CATI components, using the 2006 AAPOR guidelines on the final dispositions of case codes and outcome rates for surveys.<sup>5</sup>

**Chapter 8** guides data users through the data entry, data processing and data files produced by the web, paper and CATI efforts.

**Appendix 1** provides a copy of the Wave 2 Adult English paper questionnaire mailed to enrollees. This questionnaire version includes the core Wave 2 Adult Survey plus all three modules: module A for residents; module B for evacuees of damaged/destroyed buildings; and module C for rescue/recovery workers and volunteers.

**Appendix 2** provides a copy of the Wave 2 Adult English CATI questionnaire with all three modules.

**Appendix 3** provides a codebook listing of variables annotated with simple frequency counts for the Wave 2 Adult Survey (completed surveys only).

**Appendix 4** provides a description of data cleaning decisions for the Wave 2 Adult Survey.

**Appendix 5** provides a table of final CATI dispositions along with counts per disposition.

## 2 Description of Target Populations

The following material summarizes information about the target populations, or Registry "eligibility groups" that originally appeared in the Wave 1 Survey Data File User's Manual.

---

<sup>5</sup> The American Association for Public Opinion Research. 2006. Standard Definitions: Final Dispositions of Case Codes and Outcome Rates for Surveys. 4th edition. Lenexa, Kansas: AAPOR.

Persons were eligible to enroll in the Registry if they belonged to at least one of the following eligibility groups, or targeted populations:

- **Occupants of non-residential buildings, visitors, or passers-by south of Chambers Street and between the East River and Hudson River on September 11<sup>th</sup>, 2001:**

Occupants in buildings, and passers-by in and near the WTC on September 11, 2001 had a high risk of injury from burns, falling or exploding debris, glass, and trampling; exposure to a variety of potentially toxic contaminants; and potential for psychological stresses and impairments, in some cases due to loss of family, friends, or colleagues, or traumatic events observed on 9/11.

- **Persons whose primary residence was south of Canal Street and between the East River and Hudson River on September 11<sup>th</sup>, 2001:**

Residents, including adults and children, of lower Manhattan on September 11 whose primary residence was close to the disaster site may have had an increased risk of exposure to potentially toxic contaminants if they were at home near the disaster site at on or after September 11, 2001. Enrollees may have experienced psychological stress from displacement from their homes, worry about toxic exposures, traumatic events observed on 9/11, and in some cases, loss of family or friends.

- **Workers and volunteers involved in rescue, recovery, or clean-up at the WTC site; in debris handling at the Staten Island Landfill; and/or in transporting debris on barges at least one shift anytime from September 11, 2001 through December 31, 2001:**

Workers and volunteers at the WTC disaster site were potentially exposed to toxic contaminants at levels sometimes exceeding regulatory limits and with unknown synergistic effects; faced risks of physical injury from falls, burns and other safety hazards; and experienced psychological trauma from the loss of colleagues or other disturbing events. At the Staten Island Landfill, and on the barges transporting debris, workers may have also experienced exposure to potentially toxic contaminants in the course of their work of sifting or transporting debris from the WTC disaster site. They could also have experienced psychological trauma from handling human remains and the personal effects of those killed in the collapse of the towers, or from observing traumatic events on 9/11.

- **Students who were enrolled, and staff persons employed, in nursery school/daycare, elementary, middle, or high school south of Canal Street on September 11<sup>th</sup>, 2001:**

Many students and school staff associated with schools (pre-K –12) south of Canal Street were at risk for exposure to the cloud of dust and debris, were evacuated, or were exposed to the fumes from fires. They could also have experienced psychological trauma from observing traumatic events on 9/11.

Among all enrollees, the primary language is English for approximately 68,000 enrollees, a Chinese dialect for about 1,700 enrollees, and Spanish for approximately 1,300 enrollees. A small number of enrollees (n~200) speak a language other than these three languages.

### 3 Instrument Development

Wave 2 Adult Survey questionnaires were designed by the NYC DOHMH and the federal Agency for Toxic Substances and Disease Registry (ATSDR).

#### 3.1 Adult Wave 2 Survey

---

Macro International conducted cognitive interviewing of the English paper version of the questionnaire on January 10, 11 and 12, 2006 using a sub-sample of enrollees drawn from enrollees who had indicated willingness to assist with supplemental research efforts during prior contact. The sample was stratified according to eligibility group status on September 11th, 2001:

- Residents living south of Canal Street,
- Evacuees of damaged or destroyed buildings south of Canal Street,
- Workers in buildings south of Chambers Street, and
- Rescue, recovery, clean-up workers and volunteers.

Recruitment was handled by the NYC DOHMH staff. Out of 25 appointments set, 12 one-on-one interviews were obtained. Key findings and recommendations included:

- Modifications to the instrument’s formatting (e.g. illustrating intended skip patterns more effectively),
- Clarification of certain questions (e.g. specifying time frames, reordering certain questions), and the
- Need to emphasize data confidentiality, a pivotal concern of several participants.

The final questionnaire consisted of a core set of questions for all adult enrollees (the “Core” survey), and three separate modules (Module A for residents; Module B for building evacuees; and Module 3 for rescue/recovery workers and volunteers) (see Appendix 1). Enrollees could belong to more than one eligibility group and hence could receive a survey with more than one module. There were eight versions of the survey: (Core only, Core + Module A, Core + B, Core + C, Core + A + B, Core + A + C, Core + B + C, and Core + A + B + C). Final paper questionnaires were between 16 and 24 pages in length with versions in English, Chinese<sup>6</sup>, and Spanish. In all, there were 24 versions of the Adult paper questionnaire – 8 survey versions for each of the three languages. Those enrollees in the “other” eligibility group only received the core Wave 2 adult survey.

#### 3.2 Pediatric Wave 2 Survey

---

Three questionnaires were developed for the Wave 2 Pediatric Survey: one for parents/guardians of child enrollees (aged 12 years of age and younger), one for parents/guardians of adolescent enrollees (aged 13-17 years), and a separate additional questionnaire for the adolescent enrollees.

Those enrollees (n=135) who turned 18 years of age after the launch of the Wave 2 Adult Survey in November 2006, but before April 1, 2007, were included in the Wave 2 Adult eligible group of enrollees.

---

<sup>6</sup> Chinese language paper surveys were translated into “simplified” Chinese characters. Chinese language telephone interviews were conducted in the preferred Chinese dialect (e.g., Mandarin, Cantonese, or other).



A cognitive interview process similar to that developed for the adult enrollees was conducted with parents of minors and their enrollee children on January 16 through 19, 2007. The final product for the youngest enrollees included a survey booklet directed to the parent or guardian of the enrollee. Packets for older children included a survey booklet for the parent or guardian, a survey booklet for the adolescent, and two questionnaire-sized privacy envelopes that could be nested in a business reply envelope to be returned.

## **4 Web and Paper Data Collection Methodology**

### **4.1 Overview**

---

The following is a summary description of the design and implementation of the web and paper components of the Wave 2 Adult Survey.

- The paper and web surveys were designed to encourage a high level of participation and data accuracy. Both surveys incorporated design features to help allay potential concerns enrollees might have about the survey's importance, authenticity, length and difficulty.
- After several phases of pilot testing, a phased distribution of the web and paper questionnaires by email and mail began in November 2006.
- Steps taken by DOHMH to increase response rates during the distribution of questionnaires by mail and email included press releases, building and door-to-door outreach to specific large residential buildings with a large number of enrollees, and emails sent to local unions and city employees.
- Additionally, during the web and paper data collection effort, a tracing component was added to obtain updated mailing address, email and telephone information for enrollees with missing or invalid contact information.

For additional details, please refer to the appropriate sections in Chapter 4 below.

### **4.2 Newsletters Sent to Verify/Update Contact Information**

---

As part of the WTCHR's ongoing panel maintenance activities to keep in contact with enrollees, Macro distributed newsletters beginning in April 2006 to all adult enrollees (aged 18 years old or older as of April 15, 2006). The primary purpose of the newsletter mailing was to disseminate information regarding important Registry issues, and to elicit and sustain the enrollees' interest in the WTCHR. The mailing also increased the number of enrollees with up-to-date contact information prior to the distribution of the Wave 2 survey.

English speaking enrollees with an email address provided to the Registry were sent an email with a link to the newsletter on the Registry's web site ([www.wtcRegistry.org](http://www.wtcRegistry.org)). A review process was set up to classify returned messages. The three general outcome categories used were:

- Personal response by enrollee,
- Automatic replies designed to reduce SPAM, and
- Automatic replies suggesting invalid email addresses.

Macro employees handling returned emails were trained to forward personal replies to WTCHR staff via Macro senior project staff. Attempts were made to bypass automatic replies designed to reduce SPAM based on ISP requirements (usually by listing the World Trade Center Health Registry name as sender of the emails). About 15% of all email addresses were invalid. All results of email distributions were documented in a process control database.

Paper versions of the newsletter were developed in three languages: English, Chinese (Traditional font), and Spanish. Based on the enrollee's preferred language at the Wave 1 Survey, language-specific newsletters were mailed to the remaining enrollees. Four page 8½"x11" newsletters were tri-folded and stuffed into #10 envelopes. Envelopes were marked with a return address of the WTCHR at the Macro location. Return service was requested so that forwarding addresses would be obtained. A pre-mailing comparison with the National Change of Address (NCOA) database resulted in about 7,000 address updates. Forwarding address information provided by the U.S. Postal Services provided updated addresses for 929 additional enrollees.

**Table 1: Contact Rate Status for Adult Enrollees resulting from Newsletter Distribution (April-June 2006)**<sup>1</sup>

Description of Outcome Status resulting from Newsletter Distribution	Percent of Enrollees with valid contact information	Count of enrollees with valid contact information
<b>Enrollees with at least one email address assumed to be valid</b>	50%	34,270
<b>Enrollees with mailing address assumed to be valid through newsletter delivery (excludes undeliverable mail and mail with a forwarding address)</b>	47%	32,357
English & Other Languages	46%	30,155
Chinese Language	84%	1,221
Spanish Language	76%	981
<b>Enrollees with valid contact information (email<sup>2</sup> or USPS mailing address) at the end of newsletter distribution activity</b>	97%	66,627
English & Other Languages	98%	64,425
Chinese Language	84%	1,221
Spanish Language	76%	981
<b>Counts of Total Enrollees</b>	100%	68,824 <sup>1</sup>
English & Other Languages	100%	66,075
Chinese Language	100%	1,451
Spanish Language	100%	1,298

<sup>1</sup> The total number of adult enrollees eligible for the Wave 2 Adult Survey is 68,959. The total adult enrollees listed in this table excludes the 135 "new adult" enrollees who turned 18 years of age sometime after the newsletter distribution but prior to the April 2007 eligibility cutoff date for the Wave 2 Adult Survey.

<sup>2</sup> English-language emails were sent only to enrollees who spoke "English and other languages" and not to enrollees who indicated a language preference for Spanish or Chinese.

At the end of the newsletter distribution, approximately 97% of the adult enrollees in the Registry were found to have valid mail and/or email contact information (see Table 1).

### 4.3 Questionnaire Development

---

Web and paper versions of the Wave 2 Adult Survey were designed, keeping in mind the need to allay potential concerns enrollees might have about the survey's importance, authenticity, length and difficulty.<sup>7</sup> To pre-empt doubts enrollees may have about the authenticity of the survey, the surveys had the DOHMH and Registry logos. The paper survey was also accompanied by a persuasive cover letter which explained the importance of the survey, contained an assurance of confidentiality, and included the signatures of the NYC DOHMH Commissioner, Principal Investigator of the WTCHR and Director of the WTCHR. Paper survey recipients were notified of their option to complete a web survey instead.

The paper survey was designed in the form of a booklet, in which white space was maximized and the number of pages were minimized in order to create the image of a short survey. Formatting elements, the use of graphics and the provision of clear instructions helped to make the survey easy to fill out.

Web survey recipients received an email with a keyed link directly to the web survey. The English language web survey was continuously available to enrollees throughout the fielding of approximately 60 weeks. Technical assistance was provided to enrollees via email and telephone.

The following features were incorporated into the web survey design to encourage a high level of participation and data accuracy, and comparability to the paper survey:

- Organizing the flow of the web instrument to match the paper survey as much as possible;
- Providing the enrollee with the ability to suspend the survey and restart where the survey was suspended at a later time;
- Organizing multiple questions per viewing page, in order to reduce server access time and to permit efficiency even at slow connection rates;
- Allowing a respondent to vertically scroll through sections of the survey, potentially minimizing possible mode bias by letting enrollees scan questions not yet answered;
- Automating skip patterns;
- Requiring certain responses such as those that confirm enrollee identity
- Invoking validation logic to ensure responses were filled out accurately;
- Incorporating a “completion bar” to inform a respondent how much of the survey remained;
- Utilizing a simple and consistent layout; and
- Employing color, spacing, and graphical elements to emphasize instructions and to reinforce questionnaire flow.

---

<sup>7</sup> Mail and Telephone Surveys; The Total Design Method. Dillman, Don A. 1978. John Wiley & Sons Inc.

## 4.4 Distribution

---

### 4.4.1 Adult Wave 2 Surveys

Phased distribution of web and paper questionnaires began in November 2006. The following protocol was observed in the distribution of the paper and web surveys:

- An email containing the link to the web survey was sent to English speaking enrollees with an email address. Up to ten email invitations or reminders were made to a respondent at a single email address over the course of the fielding period.
- Initial paper questionnaires, followed by postcard reminder messages, were mailed in November 2006 to all adult enrollees who did not provide an email address to the Registry.
- A second round of paper questionnaires were mailed in January 2007 to all enrollees who had not yet submitted a completed survey. This mailing contained a resource guide.
- A third mailing of questionnaires was sent during June/July 2007 to all enrollees who had not yet submitted a completed survey. This mailing also contained a letter from Mayor Bloomberg that stressed the importance of participation.
- Several smaller-scale mailings of paper surveys were mailed to smaller groups of enrollees, including enrollees with recent address updates and the “new adult” enrollees, enrollees who turned 18 years of age sometime after April 2006 but by April 2007.

As of the first week of September 2007, the paper and web surveys achieved a combined response rate of 58%, (39,776 completes out of 68,959 enrollees). At that time, a CATI component was added to target the adult enrollees who did not respond to the survey by web or paper, after receiving multiple mail and/or email invitations and reminders to do so. The CATI component provided enrollees with a final appeal to complete the survey. Options were provided to allow enrollees to request and receive an additional paper copy of the survey or an email with a link to the web survey.<sup>8</sup> By the first week of September, paper and web survey distributions ceased, with the exception of small distributions of mailed surveys and emails to enrollees who requested to complete the survey in another mode than CATI.

### 4.4.1 Pediatric Wave 2 Surveys

The pediatric survey was distributed only in paper mode. The initial distribution of English-language Wave 2 Pediatric questionnaires began on June 15<sup>th</sup>, 2007 to the parent/guardians of enrollees under 18 years of age as of April 2007. Initial mailing of Spanish and Chinese language questionnaires occurred on July 20, 2007. Mailing protocols followed the paper survey mailing protocol used for adults, with multiple postcard reminders and up to two rounds of paper questionnaires mailed to the parents/guardians of enrollees who did not submit a completed pediatric survey.

## 4.5 Tracing During Web and Paper Components

---

During the web and paper data collection efforts, attempts were made starting in May 2007 to call enrollees at their primary numbers in order to obtain updated mailing address, email and telephone information for enrollees who did not have potentially correct contact information. Tracing of enrollees occurred in three phases:

---

<sup>8</sup> For a detailed description of the CATI Component of the Wave 2 Adult Survey, please refer to Chapter 5 Telephone Data Collection Methodology.

- **Phase 1** – Attempt to verify the enrollee’s primary (home) telephone number.
- **Phase 2** – Attempt to identify a new telephone number for an enrollee using secondary contacts (e.g., family and friends) and alternate telephone numbers (e.g., work and cell).
- **Phase 3** – Attempt to reach the enrollee and collect updated mailing address, email and telephone information for the Registry records and for inclusion in the Wave 2 Survey.

#### 4.5.1 Phase 1 – Verifying Primary Home Telephone Number

The purpose of Phase 1 was to verify whether or not the primary telephone number reached the enrollee. If the primary telephone number available for the enrollee failed, the record was moved to Phase 2, in which the enrollee’s alternate telephone numbers (e.g., work and cell) and secondary contact (e.g., friends and family) numbers were tried. If the primary home telephone number was verified as belonging to the enrollee, the record was moved to Phase 3. Enrollee records with no primary home telephone number were moved directly to Phase 2.

Initially, five attempts were made to establish whether or not the primary telephone number was valid for an enrollee. At least one attempt was made during the day, at least one during the evening, and at least one on the weekend.

Attempt outcomes generally fell into three categories:

- **Verified:** the telephone number directly led to the enrollee;
- **Unknown:** it was not clear if the enrollee could be reached using the telephone number; and
- **Bad:** the telephone number does not reach the enrollee.

Enrollees whose primary telephone numbers were still marked “unknown” after 3 additional attempts, and those that were marked “bad” were referred to Phase 2 for further tracing efforts.

#### 4.5.2 Phase 2 – Alternate and Secondary Telephone Numbers Attempted

If a primary telephone number was not available for the enrollee, attempts were made to call the enrollees’ alternate contact numbers (e.g., work and cell) as well as the secondary contact numbers. Staff attempted the enrollee’s alternate numbers and secondary contact numbers (e.g., phone numbers of family and friends provided by the enrollee during the initial Registry Wave 1 interview) in an effort to find the enrollee and verify the enrollee’s primary telephone number. At least five attempts were made on each possible telephone number to establish whether or not it is valid for the enrollee, following a protocol analogous to that described above for Phase 1. Once a valid number had been found, the record proceeded to Phase 3.

#### 4.5.3 Phase 3 – Update Enrollee Contact Information

Once a valid telephone number had been identified for an enrollee, up to five additional attempts were made to contact the enrollee to obtain updated address, email and/or telephone contact information. These attempts were made over a period of at least a week, with at least one attempt each during day, evening, and weekend hours.

#### 4.5.4 Phase 4 - Procedures for Transferring Updated Information to NYC DOHMH

Once the tracing protocol was complete, whether successfully or unsuccessfully, the updated contact information (if any) along with documentation of the protocol for each enrollee requiring tracing, were downloaded from the CATI system into an electronic file which was sent to WTCHR staff. Updates to the Registry were made at DOHMH after full review. After review,

WTCHR staff sent to Macro contact information updates permitting additional survey distribution efforts to the enrollee at the updated contact information.

## **5 Telephone Data Collection Methodology**

### **5.1 Overview**

---

The first phase of the Adult Follow-up Survey began in November 2006. This phase of data collection by web and paper resulted in a response rate of 58% (39,776 completes out of 68,959 enrollees) by the first week of September 2007.

At that time, a Computer Assisted Telephone Interview (CATI) component was added to target the adult enrollees who had not responded by web or paper. The CATI component of the survey initially targeted approximately 27,000 adult enrollees whose telephone numbers were available and who had not responded to the survey by web or paper after receiving multiple mail and email invitations and reminders

A data collection instrument was programmed to permit the use of a full-feature CATI system. Important modifications included: screening to confirm the respondent as the enrollee; language modifications to accommodate an interviewer guided session; skip patterns to avoid repetition that would increase respondent burden; and adapting specific questions that relied on visual cues in the paper and web versions of the survey. The CATI instrument (see Appendix 2) was also translated into Spanish, Mandarin and Cantonese for enrollees who spoke one of these primary languages. CATI interviews in other languages were available through Language Line.

The calling protocol for the Wave 2 CATI Survey was guided by the protocol that was used for the Behavioral Risk Factor Surveillance System (BRFSS), conducted by the Federal Centers for Disease Control & Prevention and many state health departments. Up to 30 attempts were made to reach an enrollee using all known associated telephone numbers (home, cell, and work numbers). In addition to standard training on the background of the study, confidentiality, and proper application of the instrument, interviewing staff received intensive training on identifying and responding to signs of respondent distress.

Integrated into the CATI survey component were efforts to trace enrollees whose numbers were either wrong or non-working. Secondary contacts provided by the respondents in the Initial Wave 1 survey were contacted in order to obtain updated mailing, email and/or telephone contact information. If the enrollee was available either at a number for a secondary contact or a new number provided by the secondary contact, then the interviewer attempted to conduct the survey with the enrollees.

The sections below provide detailed descriptions of different components of the CATI data collection effort.

### **5.2 CATI Survey Instrument Development and Programming**

---

The paper questionnaire was appropriately modified to suit the particular needs of telephone interviewing and programmed into the CfMC Survent CATI programming language. Important modifications included: the addition of a screener component to the CATI questionnaire in order to verify the identity of the respondent over the phone; programming skip patterns to ensure that enrollees are not asked questions that do not apply based on their previous answers; and adapting questions from the paper survey that relied on visual cues. Two additional smoking-related

questions were added to the CATI questionnaire. Respondents who indicated that they smoked cigarettes on some days were asked how many days per month they smoked, and all respondents who indicated that they smoked were asked about the brand of cigarettes they smoked. Other questions added to the CATI questionnaire included whether an enrollee had previously received a web or paper survey invitation, why the enrollee did not complete the survey via paper or web, and what mode of survey the enrollee preferred for future surveys. The CATI program was extensively tested for accuracy and logic flow by staff at Macro and at DOHMH. Additionally, a random data generator program was run to generate dummy data and uncover inaccuracies in skip patterns.

### **5.3 Sample Management**

---

A central control database system was developed to keep track of the status of enrollees in multiple modes. This system allowed for checking the enrollee's CATI status against a possible status change following completion of a web or paper survey. The following procedures were put in place for sample management across multiple modes:

- The ~27,000 records from the adult sample non-respondent to the Wave 2 web or paper survey, with at least one home, work or cell phone number, were moved to the CATI mode as of the first week of September 2007. After that date, records were added to the CATI mode on an as-needed basis as new telephone contact information became available via standard Registry contact information updates or tracing efforts.
- Records were moved from CATI to the tracing effort if the telephone number(s) for the record turned out to be non-working or invalid numbers.
- Records were moved from CATI to either paper or web survey mode, if specifically requested by the enrollee during a telephone contact.
- Records moved to CATI mode included appropriate information from the Registry to determine which version of the survey, including modules, the enrollee should complete.
- If an enrollee whose record had been moved to CATI mode completed the survey via paper or web, that record was removed from CATI mode and the actual mode of completion was recorded in the central control database.

### **5.4 Tracing During the CATI Component**

---

Tracing took place during the CATI data collection effort. Efforts were made to trace enrollees for whom all home, cell and/or work numbers turned out to be non-working or invalid numbers. The aim of the tracing effort during CATI data collection was to obtain the most recent telephone numbers for the enrollee by contacting the enrollees' secondary contacts. If the enrollee was available either at a number for a secondary contact or at a new number provided by the secondary contact, then the interviewer attempted to conduct the CATI survey with the enrollee. See Section 4.5 for additional details regarding Tracing.

### **5.5 Calling Protocol for the CATI Component**

---

Macro based the CATI calling protocol on that used for the Behavioral Risk Factor Surveillance System (BRFSS), conducted by the federal Centers for Disease Control & Prevention, and state health departments. The BRFSS protocol is widely accepted as a standard protocol for health surveillance conducted via CATI. Modifications to the protocol took into account the nature of



the survey sample – a Registry population, as opposed to a Random Digit Dial (RDD) population – and the study design (a multi-mode study with tracing of enrollees).

Key assumptions of the Wave 2 CATI calling protocol include:

- BRFSS protocol calls for making 15 attempts over five different calling periods to contact someone within a household and select a respondent for interview. If a respondent is contacted on the last scheduled attempt but is unable to complete the interview at that time, the respondent is called back. The Registry survey differed in that respondent identities are known up front and they are not randomly selected within a household. In addition, Registry members agreed during the Registry recruitment phase to be re-contacted for further studies. Based on discussions with WTCHR and ATSDR staff, and IRB approval, Macro revisited the calling protocol assumptions to assume much more extensive calling and intense supervision of attempts, as well as a substantial increase in call attempts. Macro made up to 30 attempts to reach someone at all available numbers given for an enrollee. If all available numbers were determined to be invalid and one or more new phone numbers were obtained, the count of the number of attempts was ‘reset’ to zero, and up to 30 attempts were made to contact and interview the enrollee. Attempts to reach the enrollee ceased when the enrollee completed the interview, refused to participate in the interview, or the total number of attempts reached 30. Because call attempts ceased once a respondent completed or refused an interview, and no valid phone numbers were available for some enrollees, the average number of call attempts per respondent was much fewer than 30 attempts.
- When considering the appropriate number of “maximum attempts” to be made on this study, it was important to note that an enrollee for whom records were moved to the CATI mode had already been sent numerous Wave 2 survey email invitations, reminders and complete paper survey packets via email and/or postal mail, and hence by definition were a “hard to reach” subgroup. During the Wave 1 survey, while up to 40 call attempts were made to reach potential respondents; the average number of call attempts per respondent was far fewer.
- In general, Macro began call attempts to the home telephone number the enrollee provided. Depending on the contact history, the alternate (cell or work) telephone numbers were attempted either:
  - Immediately – if there was no home telephone number for the case. OR
  - On the next attempt after learning that the home telephone number was invalid (i.e. non-working, or no longer reaching the enrollee), OR
  - After 10 attempts, if all previous attempts to the home telephone number resulted in a consistent no answer, consistent busy, or consistent fax/modem line, OR
  - After 20 attempts, if no contact was made and the call history suggested that the phone number was valid (i.e., there was a mix of outcomes).
- Once 30 total attempts were made on a combination of home, cell and work numbers for the enrollee, the record was moved to tracing. In tracing, up to 10 attempts were made to reach any secondary contacts the enrollee provided. If the tracing attempts provided a new telephone number for the enrollee, the record would be moved back to the main CATI study and calls would be attempted up to 30 more times with the new number(s).
- Within the BRFSS protocol framework, Macro and the Registry prioritized attempts for several subgroups of enrollees. This occurred in two stages. During the first stage of CATI fielding, all adult enrollees were given equal weight. Response during this stage



was analyzed by subgroup, and the second stage of fielding took the observed response into account. ATSDR and WTCHR staff assigned as priority specific segments of the Registry population (e.g., young adults) which were under-represented in the completed Wave 2 surveys towards the end of the first stage of CATI call attempts.

- The majority of telephone calls were made during the hours of 6 p.m. to 9 p.m. Monday through Friday, 10 a.m. to 5 p.m. Saturday, and noon to 9p.m. on Sunday. Additional hours were allocated to the period of 9 a.m. to 6 p.m. Monday through Friday, and 5 p.m. to 9 p.m. Saturday, as needed to reach enrollees who may have been at home during the day or on Saturday evenings, and to keep scheduled appointments with enrollees during those time periods.
- The CATI system prioritized call attempts according to the current disposition of a record. Appointments made by an enrollee took priority, followed by general appointment times given either by an enrollee or another contact in the household, followed by sample records for which contact with someone in the household had not yet been made.
- The caller ID field for outbound calls on this project displayed a New York City phone number that was answered by Macro call center staff, and the text displayed read as “NYC Health Dept”.
- Standard BRFSS call dispositions codes (e.g. “Answering machine”, “Ring No Answer”, “Interview”, “Refusal by Respondent,” etc.) were modified where appropriate to account for the unique nature of the Registry sample. “Refusal” dispositions were parsed into a number of sub-categories in an attempt to systematically collect information on why enrollees refused both the CATI as well as the other modes of completing the survey. A disposition list was prepared and discussed with Registry staff prior to finalization of the CATI program.
- In accordance with state and federal restrictions, Macro did not call known cell phones using a predictive dialer unless the enrollee had given explicit permission. Telephone numbers provided as home phone numbers to the Registry were initially assumed to be land lines. If an enrollee indicated that they were on a cell phone, the interviewer would ask the enrollee to provide a landline number and/or another time to call (i.e., when they would not be charged for minutes). Interviewers also offered the toll-free call-in number so that enrollees could call in at their convenience from any telephone. Interviewers only proceeded with the interview on a cell phone if the enrollee wished to do so. Macro did not offer to compensate enrollees for any charges for the call.
- Macro recorded the history of all call attempts for all records that entered the CATI data collection phase, and the call history was stored in the sample management database. The history was available to an interviewer making a subsequent call, to a supervisor reviewing a record and to project management and Registry staff.
- Macro also conducted CATI interviewing in Spanish and Chinese (Mandarin and Cantonese). Macro developed translations of the English CATI instrument and program into Spanish and Chinese.

## 5.6 Refusal Conversion

---

In cases where the potential respondent firmly refused to do the survey, was verbally abusive, requested not to be contacted again (e.g. “put me on your ‘do not call’ list”), or a contact stated that we would never be allowed to speak with the enrollee, interviewers did not attempt to re-contact the number. These cases were considered “hard,” or final, refusals.

In cases where an enrollee seemed resistant to completing the survey but did not seem firmly opposed to doing so (e.g. “I don’t have time”), an attempt was made to re-contact the enrollee. These cases were considered “soft refusals” or resistant records. In such cases, the interviewers attempted to convert the refusal by explaining the purpose of the call and attempting to complete the interview. If the enrollee appeared resistant on a second attempt, the record was assigned a final refusal code.

## 5.7 Interviewer Training

---

All Macro interviewers received general interviewer training upon hiring. This training program emphasizes: the role of the interviewer in survey research; proper interviewing techniques; gaining cooperation and refusal avoidance; assigning appropriate dispositions for each call attempt; as well as Macro’s corporate core values and expectations of employee performance.

Interviewers also received training specific to the Wave 2 Adult Survey. A training manual was developed, in consultation with Registry staff that reviewed the following:

- **Project purpose:** Covered background on the Registry, including recruitment and Wave 1 survey activities and objectives of the Wave 2 Survey.
- **The Registry population:** Covered demographics of enrollees and enrollee eligibility groups, and qualifications for different survey modules.
- **Confidentiality:** Covered the importance of protecting confidentiality with an identified Registry population, and potential scenarios in which confidentiality could be compromised.
- **Sensitivity to respondent distress:** Covered potential sources of enrollee distress during the survey, guidance on how to recognize distress and protocol for responding to different levels of distress, and contact information for the hotline LifeNet.
- **Questionnaire:** Covered overview of survey sections, review of particular items, definitions of health terminology, and review of additional modules for specific Registry subpopulations.
- **Calling protocols:** Covered a comparison of calling protocol to standard practices for health risk surveys.
- **Status of project tasks to date:** Covered review of web and paper survey tasks, as well as tracing activities and other communications with enrollees.

The training sessions were conducted by Macro project staff, with DOHMH participation either in person or by telephone. Trainings included live practice interviews with DOHMH staff.

## 5.8 Handling Psychological Distress

---

Due to the nature of the questions and memories of the events of 9/11, it was possible that some enrollees might experience some form of psychological distress when answering the CATI survey. A distress protocol providing interviewers with guidance on how to respond in the event that enrollees exhibited any symptoms of distress was developed by WTCHR staff and approved by the Institutional Review Boards at both DOHMH and Macro. Interviewers were trained in the

distress protocol which provides guidance on identifying symptoms of different levels of distress and protocols to follow in each distress level situation.

In summary:

- **Mild (Level 1)** distress situations are characterized by subtle indications of agitation or emotion. Interviewers responded to this type of distress by offering the respondent a break, followed up by a reminder that they may continue the interview later if they wish. Interviewers also provided the respondent with LifeNet<sup>9</sup> contact information or the number to contact DOHMH, if appropriate to address respondent concerns.
- **Moderate (Level 2)** distress situations are characterized by open weeping or other clear signs of agitation or distress. In these situations, supervisors were alerted and worked with interviewers to immediately put the respondent in touch with the LifeNet service via a 3-way call station.
- **Severe (Level 3)** distress situations are characterized by an expressed wish/intent on the part of the person to harm himself or herself or someone else. In this situation, the supervisor and interviewer worked together to contact emergency services, as well as others (such as friends or family) that the respondent wished be contacted for help.

In situations of Level 2 and Level 3 Distress, adverse event forms describing the details of the distress situation were completed by interviewer and supervisory staff.

## 5.9 Quality Assurance during Fielding

---

Several quality assurance activities were implemented during CATI fielding to ensure that data were collected according to protocol:

- Throughout fielding, Macro conducted extensive quality assurance monitoring of interviewing staff. At least ten percent of all completed interviews were monitored, as well as other contact attempts. Monitoring was more frequent during the first days of fielding, to both provide feedback to interviewers as they became familiar with the survey, and to identify potential problem areas based on enrollees' reactions.
- Quality Assurance (QA) supervisory staff in the call center used the monitoring process to provide feedback to interviewers regarding proper interviewing techniques as well as proper assignment of disposition codes for call attempts. QA staff followed the course of an attempted contact with a household by monitoring both the interviewer's phone line and computer screen. This technology allowed for unobtrusive monitoring of any workstation in the call center at any time. Additionally, WTCHR and ATSDR staff were able to remotely monitor interviews by calling into a toll-free number at pre-arranged times.
- Standardized reports were available on all CATI project activity, including interviewer results, sample efficiencies, survey length, and detailed information on completed interviews. These reports allowed project management to monitor interviewer performance, efficiently allocate resources, and detect any systematic issues in fielding or in the performance of the CATI program scripts.

---

<sup>9</sup> LIFENET is a confidential, toll-free help line for New York City residents. LIFENET operates 24 hours per day/7 days per week. The hotline's trained mental health professional staff help callers find the most appropriate mental health and substance abuse services for their needs. Source: [http://www.nyc.gov/html/doh/html/cis/cis\\_lifenet.shtml](http://www.nyc.gov/html/doh/html/cis/cis_lifenet.shtml)

- Toll-free lines to the CATI call centers were put in place to receive enrollee calls in order to verify the legitimacy and validity of the study, discuss concerns or report inappropriate interviewer behavior.

## 6 Data Collection Implementation timeline

Table 2 below presents the chronology of key events in data collection efforts by web, paper and CATI. (Note: Assume the event is associated with the Adult Survey unless “Pediatric Surveys” is specified.)

**Table 2: Chronology of Key Events in Data Collection Efforts for the Adult and Pediatric Wave 2 Surveys**

	Date	Event
2006	April- June	Newsletters to all adult enrollees, paper and email distribution
	Nov 13 - Nov 28	Email survey invitations sent to 42,682 enrollees in English.
	Nov 13 - Dec 07	First round of paper questionnaire sent to 25,283 Spanish and Chinese speaking enrollees and English speaking enrollees without an email address
	Nov 30	DOHMH distributed emails to 18,000 enrollees
	Dec 01 - Dec 07	Additional attempts to email addresses that received a “bounced back” notification. Email addresses belonging to 8,133 enrollees were classified as invalid email after three failed attempts.
	Dec 12 – Dec 14	Reminder email to 27,458 enrollees who had not yet responded.
	Dec 13	Postcard reminders sent to 17,952 enrollees who were mailed a paper survey but had not yet responded
	Dec 14	DOHMH issued a press release to enhance the response rate
	Dec 18	DOHMH emailed 1,293 enrollees with partially completed web surveys requesting they complete the forms
	Dec 20 – Dec 29	Corresponding to the previous email distribution, DOHMH issued approximately 12,000 paper letters to enrollees in English, Spanish, and Polish.
2007	Jan 05	Reminder postcards sent to 2,439 Spanish and Chinese speaking enrollees who had not yet responded to the survey
	Jan 10 – Jan 12	Email invitations/reminders were sent to 24,525 enrollees who had not responded to the survey
	Jan 12	DOHMH contacted enrollees as a follow-up to the November 30 outreach effort.
	Jan 18 – Jan 19	Email invitations were sent to 22,909 enrollees who had not yet responded to the survey

Date	Event
Jan 23	Additional distribution of email invitations to email addresses where messages had previously bounced back
Jan 29 – Feb 12	A second round of paper questionnaires sent to 45,403 English and other language enrollees who had not completed a survey regardless of the initial mode of outreach. A resource guide was provided by DOHMH in the survey packet. Chinese and Spanish mailings were suspended until an in-language resource guide was provided (see April 10).
Feb 06 – Feb 07	18,756 enrollees with email addresses were sent notification that they would soon receive a paper survey.
Feb 16	Email reminder messages were sent to 1,697 individuals who had completed only part of the web survey with a reminder to complete the web survey.
Feb 28	A postcard reminder was sent to 35,993 enrollees as a follow-up to the recent paper questionnaire mailing.
Feb 28	DOHMH distributed about 47,000 emails to enrollees with a link to the resource guide.
Mar 05	People with partial web-based survey(1,550) were sent letters requesting they complete the survey.
Apr 02	Supplemental paper surveys (4,596) and email invitations (2,751) were distributed to miscellaneous individuals (e.g. recent contact information updates, requests for paper questionnaire, etc.)
Apr 06 & Apr 09	Reminders emailed to 20,972 enrollees. Residents received slightly customized text addressing their specific sample type.
Apr 05 – Apr 24	All 68,380 adult and pediatric enrollees with a mailing address were sent annual cards from the DOHMH as a part of routine maintenance procedures. Mailings included change of address forms.
Apr 10	Distribution of Second Round of approximately 1,100 Chinese and 900 Spanish paper surveys with resource guides.
Apr 16	A supplemental paper mailing to 118 individuals with recent address changes.
Apr 18	Postcard reminders were sent to those who were provided with questionnaires on Apr 02.
Apr 19	Postcard reminders were sent to those who were provided with questionnaires on Apr 10.
Apr 24 & Apr 25	19,373 non-respondents were emailed.
May 05	A supplemental paper mailing to 261 individuals with recent address changes.
May 11	Newsletters to all enrollees, paper and email distribution

Date	Event
May 10 & May 11	18,968 emails sent to enrollees who had not completed the survey
May 17	Postcard reminders were sent to those who were provided with questionnaires on May 05.
May & June	New contact information sought from enrollees without valid mail or email information.
Jun thru Jan	Thank you letters with a summary of rights were sent to those who had completed the survey.
Jun 15	<u>Pediatric survey</u> : 935 adolescent and 821 child English language Round 1 paper surveys distributed
Jun 21 & Jun 22	Enrollees with email addresses were sent notification that they should receive a paper survey in the mail soon.
Jun 19 – Jul 5	Third round of paper surveys sent to 32,654 enrollees who had not yet responded to the survey.
Jun 27	<u>Pediatric survey</u> : Postcard reminders sent to pediatric sample
Jun 29	DOHMH provides slips for city employees' pay stubs reminding them about upcoming deadlines for 9/11 related worker's compensation filings.
Jul 03 & Jul 05	Email invitations were sent to 17,811 enrollees with an email address. An image file of a letter from Mayor Bloomberg was attached.
Jul 20 & Jul 25	Postcard reminders were sent to those who were provided with new questionnaires during late June and early July
Jul 20	191 supplemental paper surveys were distributed to miscellaneous individuals (e.g. recent contact information updates, requests for questionnaire, etc.)
Jul 20	<u>Pediatric survey</u> : 116 adolescent and 113 child Chinese language Round 1 paper surveys distributed; 25 adolescent and 9 child Spanish language Round 1 paper surveys distributed
Aug 09	<u>Pediatric survey</u> : Postcard reminders sent to non-English pediatric sample
Aug 15 – Aug 29	DOHMH provided outreach to individuals residing in the nine buildings of Governor Alfred E. Smith Houses at 21 St. James Place
Aug 23 & Aug 30	DOHMH provided outreach to individuals residing in the four buildings of South Bridge Towers at 90 Beekman Street
Aug 27	DOHMH issues a press release regarding an elevated rate of new asthma among WTC rescue and recovery workers
Aug 29	DOHMH issues a press release regarding the post-traumatic stress disorder rate among the WTC rescue and recovery workers
Aug 30	CATI survey begins with a limited roll-out of sample.

Date	Event	
Sep 01- Sep 17	DOHMH provides outreach to enrollees via multiple publications.	
Sep - Nov	Outreach via web banners	
Sep 07	Open launch of the CATI effort	
Sep 28	<u>Pediatric survey</u> : Round 2 of additional pediatric questionnaires issued to English speaking sample	
Nov 07 & Nov 08	Email invitations to the web survey to those 831 individuals who expressed preference in completing the survey via a non-telephone mode	
Nov 08 & Nov 09	All enrollees with a valid email address were sent links to the most recent resource guides (37,404).	
Nov 21	DOHMH sent paper versions of the most recent resource guides (33,251)	
Nov 14	Sample loaded to special Chinese CATI studies	
Nov 16	Sample loaded to special study for 3,968 enrollees with higher than average PTSD scores at Wave 1 survey	
Dec 05 & Dec 06	Paper surveys to 1,323 individuals who expressed preference in completing the survey via a non-telephone mode. Packet includes a letter from Mayor Bloomberg.	
Dec 10 & Dec 11	<u>Pediatric Survey</u> : Round 3 of additional pediatric paper questionnaires issued to English language enrollees and Round 2 of paper surveys to Spanish and Chinese speaking parents of enrollees.	
Dec 18	DOHMH sent letters to approximately 850 Chinese language and 725 Spanish language letters to enrollees who had not responded to the survey.	
Dec 21	Emails to those 505 individuals who expressed preference in completing the survey via a non-telephone mode.	
<b>2008</b>	Jan 01	Wave 2 Survey data collection activities transferred from Macro International to DOHMH offices.
	Jan 07	DOHMH provided paper surveys to 304 individuals who expressed preference in completing the survey via a non-telephone mode.
	Jan 08	DOHMH sent annual cards to 66,528 enrollees.
	Jan 21	Full transition of collection activities, including data entry, from Macro to DOHMH.
	Feb 15 – Feb 27	<u>Pediatric Surveys</u> : Round 3 paper pediatric questionnaires issued to Spanish and Chinese speaking sample

Note: The activities listed in this table refer to Wave 2 Adult Survey activities unless “Pediatric Surveys” is specified



## 7 Outcome Rates

### 7.1 AAPOR Response Rates

---

Wave 2 Survey response rates were calculated overall and separately for each survey mode - web, paper and CATI - using the 2006 AAPOR guidelines on the outcome rates for surveys.<sup>10</sup> This document provides comprehensive methods for calculating response rates for surveys of specifically named persons conducted by telephone, by web, and by mail. The AAPOR components that are relevant<sup>11</sup> for the Wave 2 survey are:

I = Complete interview

P = Partial interview

R = Refusal and break-off (and incomplete interview)

NC = Non-contact

O = Other

Interviews are divided into complete (I), partial (P) and incomplete. A paper survey was regarded as “*Complete*” if a survey was returned by mail regardless of the percentage of questions completed (unless it was an empty survey). However, web surveys and CATI interviews were categorized as “*Complete*” or “*Partial*” based on the percentage of applicable questions completed. If 80% or more of applicable questions were completed, then the web survey or CATI interview was treated as *Complete*. If less than 80% of applicable questions were completed, then the web survey or CATI interview was regarded as *Partial*.

In this Wave 2 Adult Survey Data File User’s Manual, we use two of AAPOR’s response rate formulas:

- 1) Response Rate 1:  $= I / (I + P) + (R + NC + O)$ .
- 2) Response Rate 2:  $= I + P / I + P + (R + NC + O)$ .

For the Wave 2 Adult Survey, all adult enrollees are considered to be eligible hence the formulas for the overall response rates may be recalculated as follows:

- 1) Response Rate 1:  $= \text{Completed interviews} / \text{All eligible adult enrollees}$   
 $= 46,602 / 68,959 = 67.58\%$
- 2) Response Rate 2:  $= \text{Completed} + \text{Partial interviews} / \text{All eligible adult enrollees}$   
 $= 46,602 + 2,667 / 68,959 = 71.45\%$

### 7.2 Response Rates – Wave 2 Adult Survey

---

Table 3 below provides the overall response rate and response rates by survey mode, language, survey version and residence of enrollee for the Registry’s Wave 2 Adult Survey Registry.

<sup>10</sup> The American Association for Public Opinion Research. 2006. Standard Definitions: Final Dispositions of Case Codes and Outcome Rates for Surveys. 4th edition. Lenexa, Kansas: AAPOR.

<sup>11</sup> We do not include the following components since eligibility is known for all enrollees at Wave 2: UH = Unknown if household/occupied household; UO = Unknown, other; E = estimated proportion of cases of unknown eligibility that are eligible.



**Table 3: Wave 2 Adult Survey Response Rates**

Description of Final Outcome Status	Number of enrollees with complete interviews	Number of enrollees with partial interviews	Total number of adult enrollees eligible for the Wave 2 survey	Response Rate (AAPOR 2) = (Complete + Partial interviews) / All eligible adult enrollees	Response Rate (AAPOR 1) = Complete interviews / All eligible adult enrollees
<b>Overall</b>	46602	2667	68959	71.45%	67.58%
<b>Survey Mode</b>					
Paper (Mail)	21545	n/a	n/a	n/a	n/a
CATI (Phone)	5645	1322	n/a	n/a	n/a
Web	19412	1345	n/a	n/a	n/a
<b>Language of Interview</b>					
English & Other Languages	45312	2633	66200	72.42%	68.45%
Spanish	656	25	1301	52.34%	50.42%
Chinese	634	9	1458	44.10%	43.48%
<b>Survey Version<sup>1</sup></b>					
Core Survey & Module for Rescue and Recovery Workers	10901	504	14723	77.46%	74.04%
Core Survey & Module for Residents	7285	446	12375	62.47%	58.87%
Core Survey & Module for Damaged/Destroyed Building evacuees	5738	374	8608	71.00%	66.66%
Core Survey Only	22678	1343	33253	72.24%	68.20%
<b>Residence at launch of Wave 2 Survey</b>					
New York City	24598	1534	38586	67.72%	63.75%
New York State but not NYC	8928	426	11863	78.85%	75.26%
Connecticut	565	28	773	76.71%	73.09%
New Jersey	5641	338	8020	74.55%	70.34%
Other states	6595	301	9075	75.99%	72.67%
All Others	208	8	280	77.14%	74.29%
Missing	67	32	362	27.35%	18.51%

<sup>1</sup> Enrollees may belong to > 1 eligibility group and hence received more than one module. In these cases, the enrollee is placed and counted into only 1 group based on the following hierarchy: rescue/recovery workers, residents, building evacuees.

The response rates are calculated based on the number of unique survey records. If an enrollee completed multiple surveys then the following rules were applied to select a single survey record for a respondent:

- If a respondent had two or more valid survey completion dates present and the two dates were different, the survey record with the earliest completion date was selected. However, if the respondent's CATI survey was more complete than the respondent's paper or web survey, then the CATI survey was retained (even if it had a later survey completion date).
- If a respondent had two or more valid survey completion dates present and the two dates were the same, one survey record was selected randomly.
- If a respondent had one or more valid survey completion date present and the other survey's date was missing, one survey record was selected randomly.
- If survey completion dates of multiple surveys were missing for a respondent, one survey record was selected randomly.

The total number of Registry enrollees eligible for the Wave 2 Adult Survey (n=68,959) refers to the total number of adult enrollees, including those who had turned 18 years old between April 2006 and April 2007 (n=135), but excluding those who died or withdrew from the Registry prior to April 2007.

Using this methodology, 49,269 partially or fully completed Wave 2 Surveys were obtained from the 68,959 eligible adult enrollees (see Table 4). Of the total completed plus partial surveys, 42% of these survey records were obtained via a web survey, 44% via a paper questionnaire, and 14% via a CATI interview (see Table 5).

### 7.3 Response Rates – Wave 2 Pediatric Survey

For the mailed paper Pediatric Survey, the overall response rate was 50.3% (1022 out of 2030 enrollees), with nearly identical response rates for completed surveys received for the adolescent (13-17 years of age) enrollees and the younger enrollees.

**Table 4: Proportion of completed and partial Wave 2 Adult Surveys overall and within Survey Mode**

Survey Mode	Number of enrollees with Complete surveys or interviews	Number of enrollees with Partial surveys or interviews	Total Number of Complete & Partial surveys or interviews	Proportion of the Total Completed Surveys/ Total Interviews	Proportion of the Total Completed & Partial Surveys/ Total Interviews
<b>Overall</b>	46602	2667	49269	94.59%	5.41%
<b>Survey Mode</b>					
Paper (Mail)	21545	n/a	21545	46.23%	43.73%
CATI (Phone)	5645	1322	6967	12.11%	14.14%
Web	19412	1345	20757	41.65%	42.13%

**Table 5: Proportion of completed and partial Wave 2 Adult Surveys contributed by Survey Mode**

Survey Mode	Total Surveys	Paper (Mail) Surveys	CATI (Phone) Surveys	Web Surveys
<b>Total Completed &amp; Partial Surveys</b>	49269	21545	6967	20757
<b>Proportion of Total Completed &amp; Partial Surveys or Interviews</b>	100%	43.73%	14.14%	42.13%
<b>Total Completed Surveys</b>	46602	21545	5645	19412
<b>Proportion of Total Completed Surveys or Interviews</b>	100%	46.23%	12.11%	41.65%
<b>Total Partial Surveys</b>	2667	n/a	1322	1345
<b>Proportion of Total Partial Surveys or Interviews</b>	100%	0%	49.57%	50.43%

## 7.4 CATI Outcome Rates

### 7.4.1 Final Dispositions

In developing the final disposition codes for all records (e.g., “cases”) in the CATI mode of the Wave 2 Adult Survey, the AAPOR 2006 guidelines on the final dispositions of case codes and outcome rates for RDD Telephone Surveys of Households were considered. However, there are several important ways in which the CATI mode of the Wave 2 Adult Survey differs from a RDD telephone survey. First, in a RDD survey, cases can be divided into eligible cases, cases of unknown eligibility and cases that are not eligible. In the CATI Wave 2 Adult Survey, all enrollees were considered to be eligible. Another important difference is that in a RDD telephone survey for households, final disposition codes refer to each telephone number that is attempted

and the codes capture the most meaningful outcome of attempt(s) made on a telephone number, and each number contacted in a RDD telephone survey may reach a potential respondent. In the CATI Wave 2 Adult Survey, one final disposition code is assigned to each enrollee to capture the most meaningful outcome of attempts made to contact an enrollee using all the numbers available for that enrollee. Finally, enrollees who were called in the CATI effort may have already completed the survey via web or paper or the CATI calls may have prompted enrollees to complete the questionnaire by web or paper. Also, attempts to reach the enrollees by web or paper may have encouraged enrollees to later complete the questionnaire by telephone. The effects of one mode on the response rate of another mode are not examined in this report.

Keeping these differences in mind, certain modifications were made to the final disposition categories described in the AAPOR guidelines. AAPOR categorizes the final dispositions of all records in a RDD telephone survey of households under four main categories: a) interviews; b) eligible cases that are not interviewed (non-respondents); c) cases of unknown eligibility; and d) cases that are not eligible. For the CATI component of the Wave 2 Adult Survey, all cases were considered to be eligible. Prior to assigning final dispositions, records that were reported as deceased or records that were resolved by web or by paper prior to being resolved in CATI were excluded from the final total of cases assigned to CATI.<sup>12</sup>

As mentioned in Section 7.1, *Complete* CATI interviews were cases in which the respondents had completed 80% or more of applicable questions in the interview, while *Partial* interviews were defined as cases in which less than 80% of the interview questions were completed. These categories of *Partial* and *Complete* include some cases in which enrollees refused to continue the survey at some point after starting the survey. However, since at least one survey response was obtained from the respondent, these cases are classified under the *Complete* or *Partial* categories, depending on the percentage of the interview completed, and not under the *Refusal* category.

Most CATI cases were called multiple times and thus had a history of attempts, with a disposition recorded for each attempt. When a record had a history of dispositions, the most meaningful or informative disposition was chosen to capture the final status of the record. Cases that had a defined final status included: *Complete* and *Partial* interviews and cases with the following terminal disposition codes - *Refusal*, *Non-response due to physical or mental impairment*, *Language barrier*, *Failure of identification verification process*, and *Person best able to answer is unknown*. In such cases, no further call attempts were made to those enrollees.

For the remaining cases that did not have a defined final status (e.g., a *Complete* or *Partial* interview, or another terminal disposition code mentioned above), the most meaningful disposition code was selected among the history of temporary disposition codes assigned to the case. The last attempt involving human contact was given priority. Next, among temporary disposition codes, priority was given in the following order: *Callbacks*, *Answering machine*, *Busy line*, *Fax/modem*, *Hang up*, *No answer*, and *All numbers available for an enrollee are non-working or wrong numbers*. So, for example, if call attempts for a case resulted first in an *Answering machine* code, then a *Busy line* code and last a *No answer* code, the *Answering machine* was considered to be the final disposition code of the record. For a detailed explanation how each disposition is categorized under a final disposition category, please refer to Appendix 5.

---

<sup>12</sup> Of the 27,192 cases loaded into CATI, there were some cases that were either deceased or resolved via web/mail while active in CATI, reducing the number of cases in CATI to 27,156. Some other cases that were resolved via web or mail were included in the total of 27,156 CATI cases, depending on whether the case was still active in CATI or was resolved in CATI. If a case was resolved in CATI before the case was resolved via web or paper, then that case is included in the total of 27,156 CATI cases. If a case was resolved via web or paper while it was still active in CATI, then that case was excluded from the final total of 27,156 CATI cases.

The following categorization describes the hierarchy of dispositions used to determine the final status of the record:

- 1) **Interviews:** These may be either a *Complete* or a *Partial* interview (as defined in Section 7.1).
- 2) **Eligible, non-interview:** AAPOR describes three types of cases for which no interview (complete or partial) is obtained: a) refusals and break-offs; b) non-contacts and c) others. In the context of the WTCHR Adult Follow Up Survey, the following categorization was applied:
  - a. **Refusals:** Refusals and break-offs are described in the AAPOR guidelines as consisting of cases in which some contact has been made with the household, and a responsible household member has declined to do the interview over the phone or an initiated interview results in a terminal break-off. For the Wave 2 CATI Adult Survey, refusals refer to cases in which either the respondent or another individual who picks up the phone at the number attempted either explicitly refuses to participate in the survey or refuses to continue the call with the interviewer.
  - b. **Physical or mental impairment:** AAPOR guidelines describe cases that fall under this category as those who are physically and/or mentally unable to participate in an interview due to permanent or temporary conditions that prevailed whenever attempts were made to conduct an interview. In the Wave 2 CATI Adult Survey, efforts were made to find proxies who could conduct the interview on behalf of the enrollee in such situations. For this survey, cases that fall under this category refer to situations in which interviews could not be conducted with proxies.
  - c. **Language barrier:** This category refers to cases where interviews could not be conducted due to a language barrier. While the Wave 2 CATI Adult Survey did offer interviews in English, Spanish, Mandarin and Cantonese, other languages were not accommodated. Cases in this category represent situations in which interviewers were unable to identify the language being spoken and cases in which the language was identified but was not accommodated in the CATI interviewing.
  - d. **Identification verification failed:** This category refers to cases where interviews could not be conducted because the interviewer could not verify the enrollee's identity. The identification verification may have failed because the enrollee provided a year of birth or last four digits of the SSN that did not match what was on record or the enrollee did not know or refused to provide that information. In these situations, the enrollee was encouraged to contact the Registry to: (1) verify or correct the birth year or SSN information in the Registry records, or (2) to request a paper survey.
  - e. **Person best able to answer questions is unknown:** This category refers to situations in which the interviewer speaks to someone who states that the enrollee or the proxy is not able to answer questions but does not know an alternate proxy or refuses to provide an alternate proxy.
  - f. **Callbacks:** Callbacks are situations where contact has been made with someone at a given number, and the person asked for a callback (either at a specific time or at an unspecified time).
  - g. **Answering Machine:** This category refers to cases where an answering machine was reached. Answering machine messages were left on the first and third attempts, and thereafter on every alternate attempt.
  - h. **Busy Line:** This category refers to cases where the number was busy.

- i. **Fax/Modem:** This category refers to cases where the number was a fax/modem number
- j. **Hang Up:** This category refers to cases where a call was suddenly terminated. It is unknown whether the call was dropped due to a technical issue or whether the hang up was a form of refusal.
- k. **No Answer:** This category refers to cases where no one picked up and no answering machine was available.
- l. **All numbers for respondent are non-working or wrong numbers:** This category consists of respondents where all the numbers attempted for the enrollee turned out to be either out-of-service or wrong numbers.

**Table 6: Final Status of CATI cases: Wave 2 Adult Survey**

Final disposition codes	No. of cases
<b>1. Interviews*</b>	<b>6,967</b>
1.1 Completes	5,645
1.2 Partials	1,322
<b>2. Eligible, Non-Interview</b>	<b>20,225</b>
2.1 Refusals	3,350
2.2 Physical or Mental Impairment	35
2.3 Language Barrier	354
2.4 Identification verification failed	102
2.5 Person best able to answer questions is unknown	17
2.6 Callbacks	8,384
2.7 Answering Machine	4,003
2.8 Busy Line	245
2.9 Fax/Modem	173
2.10 Hang Up	85
2.11 No Answer	1174
2.12 All numbers for respondent are non-working or wrong numbers	2,238
2.13 Deceased	21
2.14 Other eligible	44
<b>TOTAL CASES</b>	<b>27,192<sup>1</sup></b>

<sup>1</sup> Of the 27,192 cases loaded into CATI, there were some cases that were either deceased or resolved via web/mail while active in CATI, reducing the number of cases in CATI to 27,156. Some cases that were resolved via web or mail were included in the total of 27,156 CATI cases, depending on whether the case was still active in CATI or was resolved in CATI. If a case was resolved in CATI before the case was resolved via web or paper, then that case is included in the total of 27,156 CATI cases. If a case was resolved via web or paper while it was still active in CATI, then that case was excluded from the final total of 27,156 CATI cases.

## 8 Data Entry, Data Processing and Data File Contents

The sections below describe the data entry, data processing and data quality measures for each of the different modes – web, paper, and CATI.

## 8.1 Web and CATI Surveys

---

For the web survey, responses entered by respondents were written directly to a secure database by the web survey application. The web survey was designed to incorporate skip patterns, checks for consistency and range checks. Similar to the web survey, the CATI survey was also designed to incorporate skip patterns, checks for consistency and range checks, and the responses to the CATI survey were also written directly to a secure database.

## 8.2 Paper Surveys

---

Processing of mailed paper surveys had two levels of entry: A check-in process for the mail management system and the actual keying of data for analysis. The management of paper questionnaires utilized an electronic database that was integrated into an underlying process control application. The system was seeded with unique control identifiers of all enrollees who were sent a paper survey, and the system indicated all paper survey activity for each enrollee's record.

The data entry program incorporated quality assurance features such as range checks. All returned paper surveys were data entered twice, with any discrepancies resolved by a supervisor, to improve accuracy of the final paper survey data set. The following steps describe the processes for returned paper surveys:

1. Check in-process:
  - a. Received paper survey mail was sorted into five groups:
    - Group 1) Returned survey received (business reply envelopes);
    - Group 2) Undeliverable (with new forwarding address);
    - Group 3) Undeliverable (without forwarding address);
    - Group 4) Refusal, do not reattempt; and
    - Group 5) Deceased.
  - b. Each individual piece of mail was entered into the mail management database along with a flag to identify which group it belonged to. Mail categorized into Groups 2-5 was returned to WTCHR staff while Group 1 mail was moved to the data entry step.
2. Data entry process
  - a. Mail was opened and surveys were removed from the returned envelopes. The surveys were classified into separate subgroups:
    - i. Returned fully or partially complete and ready for data entry; or
    - ii. Blank surveys or surveys that indicated a request from an enrollee for withdrawal from the survey or Registry. These records were returned to WTCHR staff.
  - b. The returned fully or partially completed surveys were sorted by survey version (up to seven versions) within each of the three survey languages (English, Spanish and Chinese). There were 21 different survey language-specific versions or groups of surveys.

- c. Within each language, completed survey questionnaires were sorted by version, batched in groups of up to 40 surveys and stamped with sequential control numbers. The control numbers assisted with tracking specific records during processing and quality assurance reviews. Each batch was recorded and tracked using process control sheets that include the job name, batch number, ID numbers, and a questionnaire count.
- d. Surveys with Spanish or Chinese open-end responses were translated. Translations were written directly onto the paper questionnaire to ensure proper documentation prior to delivery for data entry.
- e. At data entry, batches were checked in by the data entry team. Each survey was hand edited (reviewed) by supervisory level staff. Instructions and clarification for data entry staff were marked on the questionnaire. Supervisor's edit marks were easily distinguished from respondent entries to prevent confusion. Types of editing included:
  - i. Highlighting which response should be data entered if multiple responses were entered by an enrollee for a single response question. (Data entry rule: If the responses were ranked, the highest ranking entry was selected.) In such cases, a flag variable was also entered to note such a selection was made.
  - ii. Clarification of specific hand-entered words (e.g., email addresses) which may not be clear,
  - iii. Editing did not clean any skip patterns discrepancies.
- f. After supervisory review of a batch of surveys, the batch was sent to a data entry staff member who entered survey responses via a data entry program which incorporated quality assurance features (e.g., range checks). All paper surveys were then verified through secondary entry of numeric data by a different data entry person. Any discrepancies that were not obvious to resolve (e.g. keystroke error) were flagged and addressed by supervisory personnel.

### 8.3 Data File Contents

---

Two comma delimited data files were provided to DOHMH by Macro. One dataset contained responses from the web and paper surveys. The other dataset contained responses from the CATI survey. A flag variable in the dataset for the web and paper surveys indicated the mode, web or paper, of data collection. Additionally, in both datasets, a flag variable indicated the language of the interview. For the sake of completeness, partial data records and multiple submissions from a enrollee were included in both datasets.

Data was further cleaned and recoded (where applicable) by WTCHR staff. The important rules of cleaning and recoding are attached as Appendix 4.

A codebook for the Wave 2 Adult Survey is attached (Appendix 3). The codebook lists a brief description of survey questions along with the frequencies of responses provided by the 46,602 enrollees who completed a Wave 2 Adult Survey. In addition, the codebook includes key demographic questions (e.g., eligibility group, age on 9/11) and frequencies of responses from the Wave 1 survey for the 46,602 enrollees who completed Wave 2.



## **Appendix 1 – Follow-up Mail Adult Questionnaire in English**

WORLD  
TRADE  
CENTER  
HEALTH REGISTRY

ADULT  
FOLLOW-UP  
SURVEY 2006



If your personalized ID number  
does not appear directly below,  
please contact us at  
**866-NYC-WTCR (866-692-9827)**

Dear World Trade Center Health Registry Enrollee:

You are one of more than 71,000 people who joined the World Trade Center Health Registry (WTCHR). It is important that we regularly contact you for an update on your physical and mental health. This first follow-up survey is your opportunity to do so. Your answers are very important. They will help us understand the long-term health effects of the 9/11 disaster.

**About the Survey.** The survey will take 15 to 30 minutes to complete. Your participation is voluntary. We will link your answers in this follow-up survey to the survey you completed in 2003 or 2004. All information you provide will be kept strictly confidential. Your answers are legally protected by a Federal Certificate of Confidentiality. You will remain in the Registry even if you choose not to take part in this survey. The New York City Department of Health and Mental Hygiene (NYC DOHMH) may contact you to provide information about health care services based on your survey responses.

A postage-paid envelope is enclosed for you to use to return the survey to us. Please return the survey **within 10 days** if possible. If this letter is addressed to a Registry enrollee who is not able to complete the survey, please see the instructions on the other side of this page.

If you prefer, you may complete the survey on-line at [www.wtcsurvey.org](http://www.wtcsurvey.org) instead of completing this paper survey and mailing it back. If you complete the survey on-line, you can print out a copy of your answers to keep for your records. Please note that the on-line survey is available only in English. To complete the survey on-line, you will need the identification number that is on the sticker on the top right corner of this page.

If you feel emotional distress while answering questions or afterwards, please call LifeNet (1-800-LIFENET), a free and confidential service which provides mental health information and referrals 24 hours a day, 7 days a week. You may also access the "WTCHR Resource Guide: March 2006" at [www.wtcregistry.org](http://www.wtcregistry.org) to obtain information about 9/11-related services and resources.

Thank you for being part of the World Trade Center Health Registry.

Sincerely,

Thomas Frieden, M.D., M.P.H.  
Commissioner, NYC DOHMH

Robert Brackbill, Ph.D., M.P.H.  
Principal Investigator, WTCHR

Mark Farfel, Sc.D.  
Director, WTCHR

The Registry is an important effort of the NYC DOHMH in partnership with the federal Agency for Toxic Substances and Disease Registry (ATSDR). ORC Macro, a research company, is working for the NYC DOHMH to conduct this survey and is required to keep the information strictly confidential.

## SURVEY INSTRUCTIONS

### Who should complete this survey?

This survey was sent to an adult enrolled in the WTC Health Registry. The follow-up survey for child enrollees will be sent to their parents or guardians in August 2006. If the adult enrollee is unable to fill out this survey because of a mental or physical disability, someone else may complete the survey on his or her behalf. If the enrollee lives at another address, please forward the survey to the appropriate address. If this survey has been sent to an enrollee who has died, please accept our condolences. We are very sorry for your loss. Please notify us at 212-442-1585.

### How should I complete the survey?

Mark answers with an X or enter a number where appropriate. Report all health issues, not just those that may be related to 9/11. Please pay careful attention to the wording of questions. For example, some questions ask about your health in the "last 12 months", or "last 4 weeks" or "last 30 days".

### What do I do if more than one adult in my household is enrolled in the WTC Health Registry?

Each adult enrollee should complete a separate survey. Be careful not to mix up the surveys. The adult enrollees in your household may not all receive their follow-up surveys at the same time because the surveys are being sent out in batches.

### What if I get upset while answering questions?

Many people still get upset when thinking about 9/11. If you want to talk about these feelings, you can call LifeNet (800-LIFENET) which is a confidential and free mental health referral and crisis hotline. It is available 24 hours a day, 7 days a week.

### What do I do when I am done?

Place the completed survey in the postage-paid return envelope that came in the packet and mail to:  
**WTC Health Registry - 116 John Street, Room 800 - New York, NY 10038**

**Thank you for completing this survey. If you have any questions about your rights as a WTCHR enrollee, please contact the NYC DOHMH Institutional Review Board Chair, Dr. Olivette Burton, at 212-788-4483. If you have any questions about the Registry or the survey, please contact Registry staff at 212-442-1585, 1-866-NYC-WTCR (866-692-9827), or [wtchr@health.nyc.gov](mailto:wtchr@health.nyc.gov) .**



**the mental health association  
of new york city, inc.**

**LifeNet**

If you or a family member has a mental health emergency or crisis, call

**1-800-LifeNet (1-800-543-3638)**

**1-212-982-5284 (TTY)**

# WORLD TRADE CENTER HEALTH REGISTRY - ADULT FOLLOW-UP SURVEY 2006

Please read the survey instructions on the opposite page.  
Mark answer with an X or enter a number.

**Today's date:**

/  /   
(Month / Day / Year)

**1 For whom are you completing this survey?**

- <sub>1</sub> Myself → SKIP to Question **3**
- <sub>2</sub> My spouse or partner
- <sub>3</sub> My mother or father
- <sub>4</sub> My adult child
- <sub>5</sub> My brother or sister
- <sub>6</sub> Other, please specify: \_\_\_\_\_

**2 If you are completing this survey for someone else, what prevented this person from completing the survey on their own?**

(Check the primary reason)

- <sub>1</sub> The person was a child (under 18 years of age)
- <sub>2</sub> A physical disability
- <sub>3</sub> A mental disability
- <sub>4</sub> The person is deceased\*
- <sub>5</sub> A language barrier (Note the primary language of the WTCHR enrollee): \_\_\_\_\_
- <sub>6</sub> The survey was too difficult for the person to read

The remaining questions refer to the person enrolled in the World Trade Center Health Registry. In all questions "you" and "your" refers to the enrollee (even when another person is answering questions for the enrollee).

**3 Name:**

First Name: \_\_\_\_\_

Last Name: \_\_\_\_\_

**4 What is your gender?**

- <sub>1</sub> Male
- <sub>2</sub> Female

\* If the survey has been sent to an enrollee who has died, please call us at (212) 442-1585. Please do not complete the survey. We are very sorry for your loss.

**5 What is your date of birth?**

/  /   
(Month / Day / Year)

**a. What is your current age?**

years

**6 Would you say that in general your health is:**  
(Pick only one answer)

- <sub>1</sub> Excellent
- <sub>2</sub> Very good
- <sub>3</sub> Good
- <sub>4</sub> Fair
- <sub>5</sub> Poor

**7 For questions 7a through 7c, please provide answers based on the last 30 days.**

**a. Thinking about your physical health, which includes physical illness and injury, for how many days during the last 30 days was your physical health not good?**

Enter number of days  OR None

**b. Thinking about your mental health, which includes stress, depression, and problems with emotions, for how many days during the last 30 days was your mental health not good?**

Enter number of days  OR None

**c. For how many days did poor physical or mental health keep you from doing your usual activities during the last 30 days?**

Enter number of days  OR None

**8** On September 11, 2001, before the attack, did you have any disabilities or medical conditions that were diagnosed by a physician?

<sub>1</sub> Yes

<sub>2</sub> No → SKIP to Question 9

**a.** On September 11, 2001, before the attack, did any disabilities or medical conditions affect your...

(Check all that apply)

<sub>1</sub> Mobility (e.g. walking)

<sub>2</sub> Hearing

<sub>3</sub> Vision

<sub>4</sub> Heart

<sub>5</sub> Breathing

<sub>6</sub> Mental Health

<sub>7</sub> Other, please specify: \_\_\_\_\_

<sub>8</sub> None of the above

**9** Do you currently have a disability or a medical condition that was diagnosed by a physician?

<sub>1</sub> Yes

<sub>2</sub> No → SKIP to Question 10

**a.** Do you think any of your current disabilities or medical conditions affect your... (Check all that apply)

<sub>1</sub> Mobility (e.g. walking)

<sub>2</sub> Hearing

<sub>3</sub> Vision

<sub>4</sub> Heart

<sub>5</sub> Breathing

<sub>6</sub> Mental Health

<sub>7</sub> Other, please specify: \_\_\_\_\_

<sub>8</sub> None of the above

**b.** Do you think any of these current disabilities or medical conditions are a direct result of the events of September 11, 2001?

<sub>1</sub> Yes

<sub>2</sub> No

**10** In the last 30 days, have you used an inhaler prescribed by a doctor for any breathing problem?

<sub>1</sub> Yes

<sub>2</sub> No

**11** Have you ever sought care of a doctor or other health professional for any of the following symptoms:

**a.** Frequent severe headaches?

<sub>1</sub> Yes

<sub>2</sub> No

**b.** Hearing problem or loss?

<sub>1</sub> Yes

<sub>2</sub> No

**c.** Heartburn, indigestion or reflux?

<sub>1</sub> Yes

<sub>2</sub> No

**d.** Sinus problems, nose irritation, or postnasal irritation (which occurred when you did not have a cold or the flu)?

<sub>1</sub> Yes

<sub>2</sub> No

**e.** Skin rash or irritation?

<sub>1</sub> Yes

<sub>2</sub> No

**f.** Shortness of breath?

<sub>1</sub> Yes

<sub>2</sub> No

**g.** Throat irritation?

<sub>1</sub> Yes

<sub>2</sub> No

**h.** Hoarseness or loss of voice?

<sub>1</sub> Yes

<sub>2</sub> No

**i.** Wheezing?

<sub>1</sub> Yes

<sub>2</sub> No

**j.** Other, please specify: \_\_\_\_\_

\_\_\_\_\_

**WORLD TRADE CENTER HEALTH REGISTRY - ADULT FOLLOW-UP SURVEY 2006**

Please answer the next set of questions **even if you did not visit a doctor** for these symptoms. If Yes, how often have you had this symptom in the last 30 days?

**12 Have you experienced any of these symptoms in the last 30 days?**

**a. Frequent severe headaches?**

- <sub>1</sub> Yes → Estimate number of days
- <sub>2</sub> No

**b. Hearing problem or loss?**

- <sub>1</sub> Yes → Estimate number of days
- <sub>2</sub> No

**c. Heartburn, indigestion or reflux?**

- <sub>1</sub> Yes → Estimate number of days
- <sub>2</sub> No

**d. Sinus problems, nose irritation, or postnasal irritation (which occurred when you did not have a cold or the flu)?**

- <sub>1</sub> Yes → Estimate number of days
- <sub>2</sub> No

**e. Skin rash or irritation?**

- <sub>1</sub> Yes → Estimate number of days
- <sub>2</sub> No

**f. Shortness of breath?**

- <sub>1</sub> Yes → Estimate number of days
- <sub>2</sub> No

**g. Throat irritation?**

- <sub>1</sub> Yes → Estimate number of days
- <sub>2</sub> No

**h. Hoarseness or loss of voice?**

- <sub>1</sub> Yes → Estimate number of days
- <sub>2</sub> No

**i. Wheezing?**

- <sub>1</sub> Yes → Estimate number of days
- <sub>2</sub> No

**j. Other, please specify: \_\_\_\_\_**

- <sub>1</sub> Yes → Estimate number of days
- <sub>2</sub> No

**13 The next set of questions is about persistent cough.**

**a. Have you ever sought the care of a doctor or other health professional for a persistent cough?**

- <sub>1</sub> Yes
- <sub>2</sub> No

**b. Have you experienced a persistent cough in the last 12 months?**

- <sub>1</sub> Yes
- <sub>2</sub> No

**c. Have you experienced a persistent cough in the last 30 days?**

- <sub>1</sub> Yes
- <sub>2</sub> No → SKIP to Question 14

**d. How often have you had a persistent cough in the last 30 days?**

Estimate number of days:

**e. Does your persistent cough occur only when clearing your throat?**

- <sub>1</sub> Yes
- <sub>2</sub> No

**f. Do you usually cough as much as 4 to 6 times a day, 4 or more days out of the week?**

- <sub>1</sub> Yes
- <sub>2</sub> No

**g. Do you usually cough at all when getting up or first thing in the morning?**

- <sub>1</sub> Yes
- <sub>2</sub> No

**h. Do you usually cough at all during the rest of the day or at night?**

- <sub>1</sub> Yes
- <sub>2</sub> No

**i. Do you usually cough like this on most days for 3 consecutive months or more during the year?**

- <sub>1</sub> Yes
- <sub>2</sub> No

**j. For how many years have you had this cough?**

Estimate number of years:

**WORLD TRADE CENTER HEALTH REGISTRY - ADULT FOLLOW-UP SURVEY 2006**

For each of the following health conditions, indicate Yes or No. If Yes, follow the arrows to additional questions in each row.

**14** Have you ever been told by a doctor or other health professional that you had any of these conditions:  
(Check Yes only if you were diagnosed by a doctor or other health professional)

	What year were you first told by a doctor or other health professional that you had this condition?		Were you told before 9/11/01?
a. Hypertension or high blood pressure	<input type="checkbox"/> <sub>1</sub> Yes →	Year first told: <input type="text"/> <input type="text"/> <input type="text"/> <input type="text"/>	<input type="checkbox"/> <sub>1</sub> Yes
	<input type="checkbox"/> <sub>2</sub> No		<input type="checkbox"/> <sub>2</sub> No
b. Angina, also called angina pectoris	<input type="checkbox"/> <sub>1</sub> Yes →	Year first told: <input type="text"/> <input type="text"/> <input type="text"/> <input type="text"/>	<input type="checkbox"/> <sub>1</sub> Yes
	<input type="checkbox"/> <sub>2</sub> No		<input type="checkbox"/> <sub>2</sub> No
c. Heart attack or myocardial infarction	<input type="checkbox"/> <sub>1</sub> Yes →	Year first told: <input type="text"/> <input type="text"/> <input type="text"/> <input type="text"/>	<input type="checkbox"/> <sub>1</sub> Yes
	<input type="checkbox"/> <sub>2</sub> No		<input type="checkbox"/> <sub>2</sub> No
d. Other heart disease	<input type="checkbox"/> <sub>1</sub> Yes →	Year first told: <input type="text"/> <input type="text"/> <input type="text"/> <input type="text"/>	<input type="checkbox"/> <sub>1</sub> Yes
	<input type="checkbox"/> <sub>2</sub> No		<input type="checkbox"/> <sub>2</sub> No
e. Stroke	<input type="checkbox"/> <sub>1</sub> Yes →	Year first told: <input type="text"/> <input type="text"/> <input type="text"/> <input type="text"/>	<input type="checkbox"/> <sub>1</sub> Yes
	<input type="checkbox"/> <sub>2</sub> No		<input type="checkbox"/> <sub>2</sub> No
f. Diabetes or sugar diabetes	<input type="checkbox"/> <sub>1</sub> Yes →	Year first told: <input type="text"/> <input type="text"/> <input type="text"/> <input type="text"/>	<input type="checkbox"/> <sub>1</sub> Yes
	<input type="checkbox"/> <sub>2</sub> No		<input type="checkbox"/> <sub>2</sub> No
g. Cancer or malignancy, please specify type: _____	<input type="checkbox"/> <sub>1</sub> Yes →	Year first told: <input type="text"/> <input type="text"/> <input type="text"/> <input type="text"/>	<input type="checkbox"/> <sub>1</sub> Yes
	<input type="checkbox"/> <sub>2</sub> No		<input type="checkbox"/> <sub>2</sub> No
h. Depression	<input type="checkbox"/> <sub>1</sub> Yes →	Year first told: <input type="text"/> <input type="text"/> <input type="text"/> <input type="text"/>	<input type="checkbox"/> <sub>1</sub> Yes
	<input type="checkbox"/> <sub>2</sub> No		<input type="checkbox"/> <sub>2</sub> No
i. Post-traumatic stress disorder or PTSD	<input type="checkbox"/> <sub>1</sub> Yes →	Year first told: <input type="text"/> <input type="text"/> <input type="text"/> <input type="text"/>	<input type="checkbox"/> <sub>1</sub> Yes
	<input type="checkbox"/> <sub>2</sub> No		<input type="checkbox"/> <sub>2</sub> No
j. Anxiety disorder, other than PTSD	<input type="checkbox"/> <sub>1</sub> Yes →	Year first told: <input type="text"/> <input type="text"/> <input type="text"/> <input type="text"/>	<input type="checkbox"/> <sub>1</sub> Yes
	<input type="checkbox"/> <sub>2</sub> No		<input type="checkbox"/> <sub>2</sub> No
k. Hay fever or allergic rhinitis	<input type="checkbox"/> <sub>1</sub> Yes →	Year first told: <input type="text"/> <input type="text"/> <input type="text"/> <input type="text"/>	<input type="checkbox"/> <sub>1</sub> Yes
	<input type="checkbox"/> <sub>2</sub> No		<input type="checkbox"/> <sub>2</sub> No
l. Chronic bronchitis	<input type="checkbox"/> <sub>1</sub> Yes →	Year first told: <input type="text"/> <input type="text"/> <input type="text"/> <input type="text"/>	<input type="checkbox"/> <sub>1</sub> Yes
	<input type="checkbox"/> <sub>2</sub> No		<input type="checkbox"/> <sub>2</sub> No
m. Emphysema	<input type="checkbox"/> <sub>1</sub> Yes →	Year first told: <input type="text"/> <input type="text"/> <input type="text"/> <input type="text"/>	<input type="checkbox"/> <sub>1</sub> Yes
	<input type="checkbox"/> <sub>2</sub> No		<input type="checkbox"/> <sub>2</sub> No
n. Reactive airway disease, also called RADS	<input type="checkbox"/> <sub>1</sub> Yes →	Year first told: <input type="text"/> <input type="text"/> <input type="text"/> <input type="text"/>	<input type="checkbox"/> <sub>1</sub> Yes
	<input type="checkbox"/> <sub>2</sub> No		<input type="checkbox"/> <sub>2</sub> No
o. Sarcoidosis	<input type="checkbox"/> <sub>1</sub> Yes →	Year first told: <input type="text"/> <input type="text"/> <input type="text"/> <input type="text"/>	<input type="checkbox"/> <sub>1</sub> Yes
	<input type="checkbox"/> <sub>2</sub> No		<input type="checkbox"/> <sub>2</sub> No
p. Other lung disease (e.g. pulmonary fibrosis, granulomatous lung disease) please specify: _____	<input type="checkbox"/> <sub>1</sub> Yes →	Year first told: <input type="text"/> <input type="text"/> <input type="text"/> <input type="text"/>	<input type="checkbox"/> <sub>1</sub> Yes
	<input type="checkbox"/> <sub>2</sub> No		<input type="checkbox"/> <sub>2</sub> No
q. Other disease (not lung related) please specify: _____	<input type="checkbox"/> <sub>1</sub> Yes →	Year first told: <input type="text"/> <input type="text"/> <input type="text"/> <input type="text"/>	<input type="checkbox"/> <sub>1</sub> Yes
	<input type="checkbox"/> <sub>2</sub> No		<input type="checkbox"/> <sub>2</sub> No





18 In the last 30 days, about how often did you feel:

a. So sad that nothing could cheer you up?

- <sub>1</sub> All the time
- <sub>2</sub> Most of the time
- <sub>3</sub> Some of the time
- <sub>4</sub> A little of the time
- <sub>5</sub> None of the time

b. Nervous?

- <sub>1</sub> All the time
- <sub>2</sub> Most of the time
- <sub>3</sub> Some of the time
- <sub>4</sub> A little of the time
- <sub>5</sub> None of the time

c. Restless or fidgety?

- <sub>1</sub> All the time
- <sub>2</sub> Most of the time
- <sub>3</sub> Some of the time
- <sub>4</sub> A little of the time
- <sub>5</sub> None of the time

d. Hopeless?

- <sub>1</sub> All the time
- <sub>2</sub> Most of the time
- <sub>3</sub> Some of the time
- <sub>4</sub> A little of the time
- <sub>5</sub> None of the time

e. That everything was an effort?

- <sub>1</sub> All the time
- <sub>2</sub> Most of the time
- <sub>3</sub> Some of the time
- <sub>4</sub> A little of the time
- <sub>5</sub> None of the time

f. Worthless?

- <sub>1</sub> All the time
- <sub>2</sub> Most of the time
- <sub>3</sub> Some of the time
- <sub>4</sub> A little of the time
- <sub>5</sub> None of the time

19 During the last 12 months, have you seen or talked to a professional for a mental or emotional problem? (e.g. a doctor, psychiatrist, psychologist, counselor, nurse, social worker, other health professional or clergy member)

- <sub>1</sub> Yes
- <sub>2</sub> No

20 During the last 12 months, have you taken any medication that was prescribed to you to treat a mental or emotional condition?

- <sub>1</sub> Yes
- <sub>2</sub> No

The next set of questions asks about tobacco and alcohol use. Please answer as best you can. Your answers are confidential.

21 Do you now smoke cigarettes every day, some days, or not at all?

- <sub>1</sub> Every day
- <sub>2</sub> Some days
- <sub>3</sub> Not at all

a. About how many cigarettes on average do you smoke per day?

Number of cigarettes:  <sub>1-99</sub> OR None

22 A drink of alcohol is 1 can or bottle of beer, 1 glass of wine, 1 can or bottle of wine cooler, 1 cocktail, or 1 shot of liquor.

a. During the last 30 days, how many days per week or per month did you have at least one drink of any alcoholic beverage?

Days per week:  <sub>1-7</sub> OR Days in last 30 days:  <sub>1-30</sub> OR None

b. On the days when you drank, about how many drinks did you drink on average?

Number of drinks:  <sub>1-30</sub> OR None

c. Considering all types of alcoholic beverages, how many times during the last 30 days did you have 5 or more drinks on one occasion?

Number of times:  <sub>1-30</sub> OR None

## WORLD TRADE CENTER HEALTH REGISTRY - ADULT FOLLOW-UP SURVEY 2006

Below is a list of problems or complaints that people sometimes have in response to stressful experiences like the events of September 11, 2001.

**23 How much have you been bothered by the following problems in the last 30 days:**

	Extremely	Quite a bit	Moderately	A little bit	Not at all
a. Repeated, disturbing memories, thoughts, or images of the events of 9/11?	<input type="checkbox"/> <sub>1</sub>	<input type="checkbox"/> <sub>2</sub>	<input type="checkbox"/> <sub>3</sub>	<input type="checkbox"/> <sub>4</sub>	<input type="checkbox"/> <sub>5</sub>
b. Repeated, disturbing dreams of the events of 9/11?	<input type="checkbox"/> <sub>1</sub>	<input type="checkbox"/> <sub>2</sub>	<input type="checkbox"/> <sub>3</sub>	<input type="checkbox"/> <sub>4</sub>	<input type="checkbox"/> <sub>5</sub>
c. Suddenly acting or feeling as if the events of 9/11 were happening again (as if you were reliving it)?	<input type="checkbox"/> <sub>1</sub>	<input type="checkbox"/> <sub>2</sub>	<input type="checkbox"/> <sub>3</sub>	<input type="checkbox"/> <sub>4</sub>	<input type="checkbox"/> <sub>5</sub>
d. Feeling very upset when something reminded you of the events of 9/11?	<input type="checkbox"/> <sub>1</sub>	<input type="checkbox"/> <sub>2</sub>	<input type="checkbox"/> <sub>3</sub>	<input type="checkbox"/> <sub>4</sub>	<input type="checkbox"/> <sub>5</sub>
e. Having physical reactions (e.g. heart pounding, trouble breathing, sweating) when something reminded you of the events of 9/11?	<input type="checkbox"/> <sub>1</sub>	<input type="checkbox"/> <sub>2</sub>	<input type="checkbox"/> <sub>3</sub>	<input type="checkbox"/> <sub>4</sub>	<input type="checkbox"/> <sub>5</sub>
f. Avoiding thinking about or talking about the events of 9/11 or avoiding having feelings related to it?	<input type="checkbox"/> <sub>1</sub>	<input type="checkbox"/> <sub>2</sub>	<input type="checkbox"/> <sub>3</sub>	<input type="checkbox"/> <sub>4</sub>	<input type="checkbox"/> <sub>5</sub>
g. Avoiding activities or situations because they remind you of the events of 9/11?	<input type="checkbox"/> <sub>1</sub>	<input type="checkbox"/> <sub>2</sub>	<input type="checkbox"/> <sub>3</sub>	<input type="checkbox"/> <sub>4</sub>	<input type="checkbox"/> <sub>5</sub>
h. Trouble remembering important parts of the events of 9/11?	<input type="checkbox"/> <sub>1</sub>	<input type="checkbox"/> <sub>2</sub>	<input type="checkbox"/> <sub>3</sub>	<input type="checkbox"/> <sub>4</sub>	<input type="checkbox"/> <sub>5</sub>
i. Loss of interest in activities that you used to enjoy?	<input type="checkbox"/> <sub>1</sub>	<input type="checkbox"/> <sub>2</sub>	<input type="checkbox"/> <sub>3</sub>	<input type="checkbox"/> <sub>4</sub>	<input type="checkbox"/> <sub>5</sub>
j. Feeling distant or cut off from other people?	<input type="checkbox"/> <sub>1</sub>	<input type="checkbox"/> <sub>2</sub>	<input type="checkbox"/> <sub>3</sub>	<input type="checkbox"/> <sub>4</sub>	<input type="checkbox"/> <sub>5</sub>
k. Feeling emotionally numb or being unable to have loving feelings for those close to you?	<input type="checkbox"/> <sub>1</sub>	<input type="checkbox"/> <sub>2</sub>	<input type="checkbox"/> <sub>3</sub>	<input type="checkbox"/> <sub>4</sub>	<input type="checkbox"/> <sub>5</sub>
l. Feeling as if your future will somehow be cut short?	<input type="checkbox"/> <sub>1</sub>	<input type="checkbox"/> <sub>2</sub>	<input type="checkbox"/> <sub>3</sub>	<input type="checkbox"/> <sub>4</sub>	<input type="checkbox"/> <sub>5</sub>
m. Trouble falling or staying asleep?	<input type="checkbox"/> <sub>1</sub>	<input type="checkbox"/> <sub>2</sub>	<input type="checkbox"/> <sub>3</sub>	<input type="checkbox"/> <sub>4</sub>	<input type="checkbox"/> <sub>5</sub>
n. Feeling irritable or having angry outbursts?	<input type="checkbox"/> <sub>1</sub>	<input type="checkbox"/> <sub>2</sub>	<input type="checkbox"/> <sub>3</sub>	<input type="checkbox"/> <sub>4</sub>	<input type="checkbox"/> <sub>5</sub>
o. Having difficulty concentrating?	<input type="checkbox"/> <sub>1</sub>	<input type="checkbox"/> <sub>2</sub>	<input type="checkbox"/> <sub>3</sub>	<input type="checkbox"/> <sub>4</sub>	<input type="checkbox"/> <sub>5</sub>
p. Being "superalert" or watchful or on guard?	<input type="checkbox"/> <sub>1</sub>	<input type="checkbox"/> <sub>2</sub>	<input type="checkbox"/> <sub>3</sub>	<input type="checkbox"/> <sub>4</sub>	<input type="checkbox"/> <sub>5</sub>
q. Feeling jumpy or easily startled?	<input type="checkbox"/> <sub>1</sub>	<input type="checkbox"/> <sub>2</sub>	<input type="checkbox"/> <sub>3</sub>	<input type="checkbox"/> <sub>4</sub>	<input type="checkbox"/> <sub>5</sub>

Sometimes people exposed to a traumatic event experience symptoms of distress. Some people may continue to suffer emotionally and have impaired functioning even after a significant amount of time has passed. If you or someone you know or love is still experiencing such difficulties, we encourage you to contact a mental health professional or call 800-LIFENET, a toll-free number that you can call 24 hours a day, 7 days a week to get free, confidential mental health information and referrals.

## WORLD TRADE CENTER HEALTH REGISTRY - ADULT FOLLOW-UP SURVEY 2006

The next series of questions asks about the dust and debris cloud on September 11, 2001. These questions refer to the cloud in Lower Manhattan that resulted from the collapse of the WTC Towers. We asked similar questions during the initial WTCHR interview, but we want to obtain additional information about your dust and debris cloud experience.

**24 On September 11, 2001, were you in the dust and debris cloud that resulted from the collapse of the WTC Towers?**

<sub>1</sub> Yes

<sub>2</sub> No → SKIP to Question **26**

**a. On September 11, 2001, when were you first caught in the dust and debris cloud?**

<sub>1</sub> After the first tower began to collapse but before the collapse of the second tower.

<sub>2</sub> Less than 1 hour after the collapse of the second tower.

<sub>3</sub> More than 1 hour after the collapse of the second tower.

**25 When you were in the dust and debris cloud on September 11, 2001, which of the following did you experience?**

**a. I could not see more than a couple of feet in front of me.**

<sub>1</sub> Yes

<sub>2</sub> No

**b. I had trouble walking or finding my way because the dust was so thick.**

<sub>1</sub> Yes

<sub>2</sub> No

**c. I had to find shelter like under a car or in a doorway.**

<sub>1</sub> Yes

<sub>2</sub> No

**d. I was covered from head to toe with dust and debris.**

<sub>1</sub> Yes

<sub>2</sub> No

**e. I could not hear anything.**

<sub>1</sub> Yes

<sub>2</sub> No

**26 Did you experience any of the following situations between September 11, 2001 and December 31, 2001? (Check all that apply)**

**a. I smelled smoke or odors from the fires on most days at...**

<sub>1</sub> My residence

<sub>2</sub> My work

<sub>3</sub> My school

<sub>4</sub> On the street

<sub>5</sub> Not applicable

**b. Debris or waste from 9/11 was transported nearby...**

<sub>1</sub> My residence

<sub>2</sub> My work

<sub>3</sub> My school

<sub>4</sub> On the street

<sub>5</sub> Not applicable

**27 What was the condition inside your primary workplace upon your return after the WTC disaster? (Check all that apply)**

<sub>1</sub> No damage to my workplace

<sub>2</sub> Fine coating of dust on surfaces

<sub>3</sub> Heavy coating of dust on surfaces (so thick you couldn't see what was underneath)

<sub>4</sub> Broken window(s)

<sub>5</sub> Damage to workplace or furnishings

<sub>6</sub> Debris from the disaster was present

<sub>7</sub> Not applicable, I did not have a primary workplace

<sub>8</sub> Not applicable, I did not return to my primary workplace

<sub>9</sub> Other, please specify: \_\_\_\_\_

<sub>10</sub> I don't know

## WORLD TRADE CENTER HEALTH REGISTRY - ADULT FOLLOW-UP SURVEY 2006

The next series of questions asks about loss as a result of September 11, 2001. We sincerely extend our sympathy to all who suffered any loss during or following the WTC disaster. These questions are asked because it is important to understand the emotional impact of the disaster on enrollees.

**28 Did you think that you might be injured or killed during the WTC disaster on September 11, 2001?**

- <sub>1</sub> Yes  
<sub>2</sub> No

**29 Since September 11, 2001, have you lost your job?**

- <sub>1</sub> Yes  
<sub>2</sub> No → SKIP to Question **30**

**a. Was this a result of the events of September 11, 2001?**

- <sub>1</sub> Yes  
<sub>2</sub> No  
<sub>3</sub> I don't know

**30 Did anyone you know die on September 11, 2001 as a result of the WTC disaster?**

- <sub>1</sub> Yes  
<sub>2</sub> No → SKIP to Question **31**

**We sincerely extend our sympathy to you for your tragic loss on September 11, 2001.**

**a. Would you please tell us who lost their lives?**  
(Check all that apply)

- <sub>1</sub> Your spouse  
<sub>2</sub> Your partner  
<sub>3</sub> Your child(ren)  
<sub>4</sub> Your parent(s)  
<sub>5</sub> Your brother(s) or sister(s)  
<sub>6</sub> One of your best friends  
<sub>7</sub> Your co-worker  
<sub>8</sub> Another family member. What was his/her relationship to you? \_\_\_\_\_  
<sub>9</sub> A friend or acquaintance  
<sub>10</sub> Other, please specify: \_\_\_\_\_  
\_\_\_\_\_

This next section is about social support. There are no right or wrong answers. Please answer as best you can, based on your current situation.

**31 About how many close friends do you have now? Close friends are people you feel at ease with and can talk with about what is on your mind (You may include relatives)**

Number of close friends <sub>1-30</sub> OR None

**32 Over the last 12 months, about how often did you get together with friends or relatives, like going out together or visiting each other's homes?**

- <sub>1</sub> Every day  
<sub>2</sub> Several days a week  
<sub>3</sub> About once a week  
<sub>4</sub> 2 or 3 times a month  
<sub>5</sub> About once a month  
<sub>6</sub> 5 to 10 times a year  
<sub>7</sub> Less than 5 times a year

**33** During the last 30 days about how often have you...

**a. Had friends over to your home?**

(Do not count relatives)

- <sub>1</sub> Every day
- <sub>2</sub> Several days a week
- <sub>3</sub> About once a week
- <sub>4</sub> 2 or 3 times a month
- <sub>5</sub> Once in the past month
- <sub>6</sub> Not at all in the past month

**b. Visited with friends at their homes?**

(Do not count relatives)

- <sub>1</sub> Every day
- <sub>2</sub> Several days a week
- <sub>3</sub> About once a week
- <sub>4</sub> 2 or 3 times a month
- <sub>5</sub> Once in the past month
- <sub>6</sub> Not at all in the past month

**c. Been on the telephone with close friends or relatives?**

- <sub>1</sub> Every day
- <sub>2</sub> Several days a week
- <sub>3</sub> About once a week
- <sub>4</sub> 2 or 3 times a month
- <sub>5</sub> Once in the past month
- <sub>6</sub> Not at all in the past month

**d. Written a letter to a friend or relative (sent by mail or email)?**

- <sub>1</sub> Every day
- <sub>2</sub> Several days a week
- <sub>3</sub> About once a week
- <sub>4</sub> 2 or 3 times a month
- <sub>5</sub> Once in the past month
- <sub>6</sub> Not at all in the past month

**e. Attended a religious service?**

- <sub>1</sub> Every day
- <sub>2</sub> Several days a week
- <sub>3</sub> About once a week
- <sub>4</sub> 2 or 3 times a month
- <sub>5</sub> Once in the past month
- <sub>6</sub> Not at all in the past month

**34** About how many volunteer groups or organizations do you belong to? (e.g. church groups, clubs, parent groups that you belong to because you want to)

Number of groups  OR None

**35** How active are you in the affairs of these groups or clubs that you belong to?

- <sub>1</sub> Very active, attend most meetings
- <sub>2</sub> Fairly active, attend fairly often
- <sub>3</sub> Not active, belong but hardly go
- <sub>4</sub> Do not belong to any groups or clubs

**36** How many children less than 18 years of age currently live in your household?

Number of children  OR None

**37** What is your current marital status?

- <sub>1</sub> Married
- <sub>2</sub> Not married, but living with a partner
- <sub>3</sub> Widowed
- <sub>4</sub> Divorced
- <sub>5</sub> Separated (not living together)
- <sub>6</sub> Never married

**38** What was your marital status on September 11, 2001?

- <sub>1</sub> Married
- <sub>2</sub> Not married, but living with a partner
- <sub>3</sub> Widowed
- <sub>4</sub> Divorced
- <sub>5</sub> Separated (not living together)
- <sub>6</sub> Never married

**WORLD TRADE CENTER HEALTH REGISTRY - ADULT FOLLOW-UP SURVEY 2006**

**39 Are you currently:** (Check all that apply)

- <sub>1</sub> Employed for full-time wages
- <sub>2</sub> Employed for part-time wages
- <sub>3</sub> Unable to work because of disability
- <sub>4</sub> Self-employed
- <sub>5</sub> Out of work for more than 1 year
- <sub>6</sub> Out of work for less than 1 year
- <sub>7</sub> A homemaker
- <sub>8</sub> A student
- <sub>9</sub> Retired
- <sub>10</sub> On maternity or parental leave

**40 What kind of work are you doing at your main job or business?** (e.g. construction, mail clerk, computer specialist)

- <sub>1</sub> Occupation: \_\_\_\_\_
- <sub>2</sub> Not applicable

**41 What are your most important activities on this job or business?** (e.g. sell cars, keep account books, operate printing press)

- <sub>1</sub> Duties: \_\_\_\_\_
- <sub>2</sub> Not applicable

**42 For how many years have you done this kind of work?**

Number of years

- <sub>1</sub> Less than 1 year
- <sub>2</sub> Not applicable

**43 Does your current position require you to work at multiple locations?**

- <sub>1</sub> Yes
- <sub>2</sub> No
- <sub>3</sub> Not applicable

**44 On September 11, 2001, were you a member of a union?**

- <sub>1</sub> Yes
- <sub>2</sub> No

**a. Which union were you a member of?** (Please check your primary union only)

- <sub>1</sub> American Federation of Government Employees
- <sub>2</sub> Communications Workers of America
- <sub>3</sub> Correction Officers' Benevolent Association
- <sub>4</sub> Detective's Endowment Association
- <sub>5</sub> District Council 37 (AFSCME)
- <sub>6</sub> International Union of Operating Engineers
- <sub>7</sub> Patrolmen's Benevolent Association
- <sub>8</sub> Sanitation Officer's Association
- <sub>9</sub> Sergeant's Benevolent Association
- <sub>10</sub> Uniformed Firefighters Association (UFA)
- <sub>11</sub> Uniformed Fire Officers Association (UFOA)
- <sub>12</sub> Uniformed Sanitationmen's Association
- <sub>13</sub> United Federation of Teachers
- <sub>14</sub> Other, please specify: \_\_\_\_\_
- <sub>15</sub> Not applicable

**45 Have you received services from any of the following 9/11-related medical monitoring or treatment programs?** (Check all that apply)

- <sub>1</sub> Bellevue Hospital WTC Health Impacts Treatment Program
- <sub>2</sub> Charles B. Wang Community Health Center
- <sub>3</sub> FDNY WTC Medical Monitoring and Treatment Programs
- <sub>4</sub> The WTC Federal Responder Medical Screening Program
- <sub>5</sub> The WTC Health Effects Treatment Program at Mount Sinai
- <sub>6</sub> The WTC Medical Monitoring Program (coordinated by Mount Sinai)\*
- <sub>7</sub> Other, please specify: \_\_\_\_\_
- <sub>8</sub> I did not receive services from 9/11-related medical monitoring or treatment programs

\* This program has a network of providers, including the following: Bellevue Hospital, Mt. Sinai, Nassau University, Queens College Ground Zero Health Watch, St. John's Riverside Hospital, SUNY-Stony Brook, UMDNJ-Robert Wood Johnson University Hospital, and other providers.

**WORLD TRADE CENTER HEALTH REGISTRY - ADULT FOLLOW-UP SURVEY 2006**

During the initial interview, you indicated that on September 11, 2001 you were living in Lower Manhattan. We would like to get a better understanding of your experience as a resident in Lower Manhattan and the methods used to clean the dust and debris from homes of residents in the area surrounding the WTC. Please answer the following questions as accurately as you can recall.

**A1 During the period of September 11 to September 18, 2001 did you leave your home for at least 24 hours because of the WTC attack?**

- <sub>1</sub> Yes → SKIP to question A2
- <sub>2</sub> No

**a. If you did not leave your home for at least 24 hours between September 11 and September 18, what were some of the reasons?**

(Check all that apply)

- <sub>1</sub> It wasn't necessary
- <sub>2</sub> I wanted to stay with my home
- <sub>3</sub> I wanted to stay and help with the recovery
- <sub>4</sub> I couldn't afford to leave
- <sub>5</sub> I had nowhere else to go
- <sub>6</sub> I was afraid to leave
- <sub>7</sub> I couldn't because of a disability
- <sub>8</sub> I couldn't because of a pet
- <sub>9</sub> I couldn't leave a loved one
- <sub>10</sub> Other, please specify: \_\_\_\_\_

**A2 What was the condition inside your home after the WTC disaster (before any clean up)? (Check all that apply to at least one room)**

- <sub>1</sub> No damage was done to my home
- <sub>2</sub> Fine coating of dust on surfaces
- <sub>3</sub> Heavy coating of dust on surfaces (so thick you couldn't see what was underneath)
- <sub>4</sub> Broken window(s)
- <sub>5</sub> Damage to home or furnishings
- <sub>6</sub> Debris from the disaster was present
- <sub>7</sub> Other, please specify: \_\_\_\_\_

\* A HEPA filter is a specially constructed filter membrane that allows a high volume of air flow and stops small particles from passing through.

**A3 Which of the following were done by you personally to clean your home following September 11, 2001? (Check all that apply)**

- <sub>1</sub> I did not personally clean my home
- <sub>2</sub> I cleaned the ventilation ducts
- <sub>3</sub> I cleaned with a damp cloth or wet mop or damp sponge
- <sub>4</sub> I used a vacuum with a High-Efficiency Particulate Air (HEPA)\* filter
- <sub>5</sub> I used a vacuum without a High-Efficiency Particulate Air (HEPA)\* filter
- <sub>6</sub> I dusted or swept without water

**A4 Did someone other than yourself clean your home following September 11, 2001? (Check all that apply)**

- <sub>1</sub> No
- <sub>2</sub> Yes, a licensed asbestos abatement contractor
- <sub>3</sub> Yes, a janitorial or cleaning service
- <sub>4</sub> Yes, a professional from the EPA clean-up program
- <sub>5</sub> Yes, someone else from another government agency
- <sub>6</sub> Yes, a worker hired off the street
- <sub>7</sub> Yes, someone else, but I do not know their qualifications

**A5 Which of the following were done by someone else other than yourself to clean your home following September 11, 2001? (Check all that apply)**

- <sub>1</sub> No one else cleaned my home
- <sub>2</sub> Someone else cleaned the ventilation ducts
- <sub>3</sub> Someone else cleaned with a damp cloth or wet mop or damp sponge
- <sub>4</sub> Someone else used a vacuum with a High-Efficiency Particulate Air (HEPA)\* filter
- <sub>5</sub> Someone else used a vacuum without a High-Efficiency Particulate Air (HEPA)\* filter
- <sub>6</sub> Someone dusted or swept without water
- <sub>7</sub> I don't know

**WORLD TRADE CENTER HEALTH REGISTRY - ADULT FOLLOW-UP SURVEY 2006**

**A6** Were any of the following replaced in your home because of September 11, 2001? (Check all that apply to at least one room)

- <sub>1</sub> I did not have anything replaced
- <sub>2</sub> Carpet or rugs
- <sub>3</sub> Furniture (replaced or re-upholstered)
- <sub>4</sub> Drapes, blinds or curtains
- <sub>5</sub> Air conditioners

**A7** The EPA clean-up program was a voluntary program during 2002 to 2003 for homes south of Canal Street in Manhattan. People had the option of signing up for cleaning and testing or for testing only. Was your home part of the EPA's clean-up program?

- <sub>1</sub> Yes
- <sub>2</sub> No
- <sub>3</sub> I don't know

**a.** What did the EPA do to your home in 2002-2003?

- <sub>1</sub> Cleaned and tested
- <sub>2</sub> Tested only

During the initial interview, you indicated you evacuated from a building in Lower Manhattan on September 11, 2001. The building you evacuated from was on a list of buildings destroyed or damaged in the attacks. We would like to get a better understanding of your experience. Please answer the following questions the best you can.

**B1** How did you evacuate the building? (Check all that apply)

- <sub>1</sub> Elevator
- <sub>2</sub> Stairs
- <sub>3</sub> Escalator
- <sub>4</sub> Other, please specify: \_\_\_\_\_

**B2** Overall, about how much time did it take between when you decided to evacuate and when you got out of the building? Do not include the time it took you to get out the area.

Approximately: Hours <sub>1-10</sub> AND Minutes <sub>1-59</sub>

**B3** While you were evacuating the building, did you encounter any of the following problems? (Check all that apply)

- <sub>1</sub> Fire or intense heat
- <sub>2</sub> Poor lighting
- <sub>3</sub> Lack of communication with officials
- <sub>4</sub> Smoke
- <sub>5</sub> Extreme crowding
- <sub>6</sub> Panicky crowds or panicky people around me
- <sub>7</sub> Water in the stairwell or lobby
- <sub>8</sub> Locked or blocked doors in exit stairwells
- <sub>9</sub> Non-functioning elevator
- <sub>10</sub> I was overwhelmed by feelings of fear or panic
- <sub>11</sub> I encountered many flights of stairs (was exhausted)
- <sub>12</sub> I was pushed or tripped or fell down

**B4** On September 11, 2001, did you have a disability or a health condition that limited your ability to walk down a large number of stairs?

- <sub>1</sub> Yes
- <sub>2</sub> No



## WORLD TRADE CENTER HEALTH REGISTRY - ADULT FOLLOW-UP SURVEY 2006

During your initial interview, you informed us that you were involved in the WTC rescue, recovery, and cleanup as a worker or volunteer. We would like to learn more about your experience with personal protective equipment, such as availability and training, during that time.

Directions: As you answer these questions, please refer to the pictures of respirators and masks shown on the opposite page.

**C1 Before September 11, 2001, such as at your usual job or volunteer work, did you receive training in the use of respirators or masks?** (You may check more than one)

- <sub>1</sub> Yes, respirator(s) such as Types 1 or 2 shown on the opposite page  
<sub>2</sub> Yes, mask(s) such as Types 3 or 4 shown on the opposite page  
<sub>3</sub> No

**C2 During your WTC-related work, did you ever receive training in the use of respirators or masks?**  
 (You may check more than one)

- <sub>1</sub> Yes, respirator(s) such as Types 1 or 2 shown on the opposite page  
<sub>2</sub> Yes, mask(s) such as Types 3 or 4 shown on the opposite page  
<sub>3</sub> No

**C3** The next set of questions are about types of masks you used during WTC-related work. Please refer to the pictures of respirators and masks shown on the opposite page.

	Type1	Type2	Type3	Type4	Other	None	Not appli- cable
<b>a. On September 11, 2001, which type of mask or respirator did you wear the <u>most</u>?</b> (Check one)	<input type="checkbox"/> <sub>1</sub>	<input type="checkbox"/> <sub>2</sub>	<input type="checkbox"/> <sub>3</sub>	<input type="checkbox"/> <sub>4</sub>	<input type="checkbox"/> <sub>5</sub>	<input type="checkbox"/> <sub>6</sub>	<input type="checkbox"/> <sub>7</sub>
<b>b. From September 12 to December 31, 2001, which type of mask or respirator did you wear the <u>most</u>?</b> (Check one)	<input type="checkbox"/> <sub>1</sub>	<input type="checkbox"/> <sub>2</sub>	<input type="checkbox"/> <sub>3</sub>	<input type="checkbox"/> <sub>4</sub>	<input type="checkbox"/> <sub>5</sub>	<input type="checkbox"/> <sub>6</sub>	<input type="checkbox"/> <sub>7</sub>
<b>c. From January 1, 2002 onward, which type of mask or respirator did you wear the <u>most</u>?</b> (Check one)	<input type="checkbox"/> <sub>1</sub>	<input type="checkbox"/> <sub>2</sub>	<input type="checkbox"/> <sub>3</sub>	<input type="checkbox"/> <sub>4</sub>	<input type="checkbox"/> <sub>5</sub>	<input type="checkbox"/> <sub>6</sub>	<input type="checkbox"/> <sub>7</sub>

**C4 During your WTC-related work, on the days you wore a Type 1 or Type 2 respirator....**

	All of the time	Most of the time	Some of the time	None of the time	Don't know	Not appli- cable
<b>a. How often did it fit you well (form a seal to your face)?</b>	<input type="checkbox"/> <sub>1</sub>	<input type="checkbox"/> <sub>2</sub>	<input type="checkbox"/> <sub>3</sub>	<input type="checkbox"/> <sub>4</sub>	<input type="checkbox"/> <sub>5</sub>	<input type="checkbox"/> <sub>6</sub>
<b>b. How often was it cleaned before you wore it?</b>	<input type="checkbox"/> <sub>1</sub>	<input type="checkbox"/> <sub>2</sub>	<input type="checkbox"/> <sub>3</sub>	<input type="checkbox"/> <sub>4</sub>	<input type="checkbox"/> <sub>5</sub>	<input type="checkbox"/> <sub>6</sub>
<b>c. How often were the cartridges (filters) replaced before you wore it?</b>	<input type="checkbox"/> <sub>1</sub>	<input type="checkbox"/> <sub>2</sub>	<input type="checkbox"/> <sub>3</sub>	<input type="checkbox"/> <sub>4</sub>	<input type="checkbox"/> <sub>5</sub>	<input type="checkbox"/> <sub>6</sub>

**C5** During your WTC-related work, did you have a fit-test\* for at least one of the Type 1 or Type 2 respirator(s) you used on or after September 11, 2001?

- <sub>1</sub> Yes
- <sub>2</sub> No
- <sub>3</sub> Not applicable, I did not wear a Type 1 or Type 2 respirator.

\* Fit Test: There are several types of fit-tests which require you to do short exercises such as talking or moving your head side-to-side while wearing the respirator. One type involves comparing dust levels inside and outside the respirator after the exercises. Another type involves spraying a test solution (such as banana oil or saccharine) under a hood while you wear the respirator to see if you can smell or taste the test solution.

**Examples of Respirators and Masks**


**Type 1: Full-Face Respirator**



Shield covers whole face

Replaceable filter / Chemical cartridges: or clean-air supply (SCBA) or powered air purification (PAPR)


**Type 2: Half-Face Respirator**



Shield covers nose and mouth

Replaceable filter / chemical cartridges

**Type 3: Disposable Masks with N95 to P100 Rating**




Nose clip

Most have two straps

MUST HAVE N95 to P100 Rating  
Valve (left) and Non-Valve (right)



**Type 4: Other Disposable Masks (nuisance dust masks, surgical masks)**



Some have nose clip

May only have 1 strap

Does NOT have  
N95 to P100 Rating



**WORLD TRADE CENTER HEALTH REGISTRY - ADULT FOLLOW-UP SURVEY 2006**

You are nearing the end of this survey.

- D1** The following information is needed from you to properly keep track of who is enrolled in the Registry. What are the last 4 digits of your social security number? This information will remain strictly confidential and will only be used to match your responses to those in the baseline interview and to other health registries.

Enter last 4 digits:

- D2** What is your current email address? \_\_\_\_\_

We are requesting this information so that we can better stay in touch with you.

- D3** Please let us know below if you have any additional health concerns since September 11, 2001:

---

---

---

- D4** We would like to hear about your experiences as an enrollee in the WTC Health Registry. Do you have any comments or suggestions about the Registry, or are there any important questions you felt the survey did not cover?

---

---

---

---

---

**THANK YOU**

Thank you for participating in the first WTC Health Registry follow-up survey. The WTCHR is an important public health endeavor for the New York City metropolitan area and the nation. Your contribution will help researchers understand the scope of health effects related to this tragedy. We greatly appreciate your cooperation, the time that you took to complete the survey, and the information you provided.

**REMINDER:**

The latest updated version of the Registry's "Resource Guide: March 2006" is online as well as other updated WTCHR reports and publications. Please visit [www.wtcregistry.org](http://www.wtcregistry.org) to obtain copies.

Please return your completed survey in the envelope provided to:

**WTC Health Registry  
116 John St. Rm 800  
New York, NY 10038**



If you are interested in receiving regular health updates and information via email from the NYC Department of Health and Mental Hygiene, visit [www.nyc.gov/html/doh](http://www.nyc.gov/html/doh) .

On the home page, click on the box "**Sign up for Health Emails**" (located in the top right corner). This will open the "Email Update" page. Under "Step 1: Select Categories," check those health topics for which you wish to receive updates (e.g. diabetes, smoking & tobacco, depression). Select "WTC Health Registry" to receive updates about the Registry.



**Ten Steps to Improve Your Health are:**

1. Have a Regular Doctor or Other Health Care Provider
2. Be Tobacco Free
3. Keep Your Heart Healthy
4. Know Your HIV Status
5. Get Help for Depression
6. Live Free of Dependence on Alcohol and Drugs
7. Get Checked for Cancer
8. Get the Immunizations You Need
9. Make Your Home Safe and Healthy
10. Have a Healthy Baby

For more information, go online at: [www.nyc.gov/html/doh](http://www.nyc.gov/html/doh)

## **Appendix 2 – Follow-up CATI Adult Questionnaire in English**

**World Trade Center Health Registry Follow-Up Survey  
CATI Script - Draft Dated 8/22/07**

**SCRIPT FOR INCOMING CALL (NOT IN CATI PROGRAM):**

INCOMING CALLS ROUTE TO SIX INTERVIEWING STATIONS STAFFED BY SUPERVISORS, QA OR SENIOR INTERVIEWERS TRAINED TO HANDLE INBOUND CALLS. IF THE SIX STATIONS ARE BUSY, THE CALL WILL RING AT SUPERVISOR STATIONS IN PLATTSBURGH AND BURLINGTON CALL CENTERS, AND THEN GO TO A DEDICATED VOICEMAIL BOX.

THE FOLLOWING SCRIPT/PROCEDURE WILL BE FOLLOWED BY INTERVIEWERS AND SUPERVISORS ANSWERING THE TELEPHONES TO IDENTIFY THE RECORD, AND APPROPRIATELY DIRECT CALLERS TO DOHMH OR INTO THE APPROPRIATE CATI SCREENER PATH.

Hello, thank you for calling the New York City Department of Health and Mental Hygiene's Health Survey Line. My name is \_\_\_\_\_. May I have your name and phone number?

[LOG (PAPER) NAME AND PHONE NUMBER OF CALLER]

Thank you. How may I help you?

[IF CALLING TO REPORT A DECEASED REGISTRANT:]

Thank you very much for calling to let us know. Please accept our condolences for your loss. It would be helpful for us in updating the World Trade Center Health Registry records to ask for a little more information.

[IF CALLING TO REPORT A WRONG NUMBER, INCORRECT RESPONDENT, OR SIMILAR:]

Thank you very much for calling to let us know. I'd like to take a moment with you to update our records.

Do you have the nine-digit ID number that would have been left on a message or with the person we spoke with?

[IF MASTERID (CATI ID) IS AVAILABLE, RETRIEVE RECORD BY MASTERID.]

[IF THEY DO NOT HAVE CATI ID:] Could you tell me the phone number we reached?

[RETRIEVE RECORD BY TELEPHONE NUMBER, VERIFY NAME:] And the name of the person we were trying to reach? DO NOT READ OUT POSSIBLE NAMES, WAIT FOR RESPONDENT TO GIVE YOU A NAME.

[IF NO MATCH OR UNCLEAR WHICH RECORD IS CORRECT, ASK FOR DATE OF BIRTH:]

May I have your date of birth, please? [OR IF NECESSARY: Do you have the date of birth of the person we were trying to reach? I may be able to find the record using that information.]

[RETRIEVE RECORD BY DATE OF BIRTH, VERIFY NAME:]

And may I confirm the name of the person we were calling? DO NOT READ OUT POSSIBLE NAMES, WAIT FOR RESPONDENT TO GIVE YOU A NAME.

[IF THE RECORD CANNOT BE IDENTIFIED OR IF THE RECORD MATCHES TO MORE THAN ONE RECORD: I'm very sorry, but I'm having trouble finding the correct record. May I have someone call you back? Could you please tell me the number we should use and who we should ask for? If you would like to contact the New York City Department of Health and Mental Hygiene directly, you may call toll-free 866-692-9827.

IF CALLING ABOUT A DECEASED REGISTRANT, ADD: Thank you very much for calling and again, please accept our sympathy for your loss.

***If questioned about the nature of study, or why someone is being called. Use to encourage participants to provide identifying information so that the record can be identified and retrieved.***

We are conducting an important health study for the New York City Department of Health and Mental Hygiene. I will need to retrieve your record and confirm we are speaking to the correct person before I can give out more information.

[IF NECESSARY: To protect the privacy of study participants, it's important that I confirm I am speaking to the correct person before I give any more information. If you would like to contact the New York City Department of Health and Mental Hygiene directly, I can give you that toll-free number: 866-692-9827.]



## CATI SCRIPT

Retrieval Screen (record look-up)

/OFFER INTERVIEWERS OPTION OF RETRIEVING RECORD MANUALLY BY MASTERID (CATI ID), MACROID, TELEPHONE NUMBER, OR DATE OF BIRTH. IF DUPLICATE PHONE NUMBER OR DATE OF BIRTH, PLEASE LIST ALL OPTIONS WITH THE CATI ID AND REGISTRANT NAME FOR EACH./

### Call Source

INTERVIEWER: IS THIS AN INBOUND OR OUTBOUND CALL?

- 1 INBOUND
- 2 OUTBOUND

### Main Introduction

INTRO1

[IF PROXY FLAG = 1 AND PROXY NAME IS BLANK, GO TO NOPROXY1]

INTRO1B

/IF INBOUND/

Thank you for calling the New York City Department of Health and Mental Hygiene's Health Survey Line. My name is \_\_\_\_\_ (first and last name). May I confirm that I am speaking with {REGISTRANT/PROXY}?

/IF OUTBOUND/

Hello my name is \_\_\_\_ (first and last name) and I'm calling on behalf of the New York City Department of Health and Mental Hygiene.

May I please speak with {REGISTRANT/PROXY}?

- 01 SPEAKING (GO TO PID1\_REG OR ID1\_PROX)
- 02 CELL PHONE (GO TO CELL1)
- 03 WORK PHONE (GO TO WORK1)
- 04 HANGUP (Disp 164)
- 05 NOT AVAILABLE NOW (GO TO INTRO2)
- 06 WRONG NUMBER (GO TO INTRO3)
- 07 GIVE MORE INFORMATION (GO TO MINFO)
  
- 08 NO ANSWER (Disp 101)
- 09 BUSY (Disp 102)
- 10 ANSWERING MACHINE (Answering Machine Protocol – Disp 110/111/112 depending on which attempt)
- 11 FAX/MODEM (Disp 118)
- 12 DISCONNECTED (Disp 119)

- 13 LANGUAGE BARRIER-message field to note primary language of enrollee, or language spoken at number so it can be called back and screened. (Disp 114)
- 14 REGISTRANT DECEASED (GOTO DEC1)
- 15 RESPONDENT UNABLE TO COMPLETE (GO TO CR1)
- 16 NONSELECTED RESPONDENT REFUSAL (GO TO REF1A)
- 17 SELECTED RESPONDENT REFUSAL (GO TO REF2A)
- 18 CHANGE RESPONDENT (GO TO CR1)
- 19 DO NOT CALL BACK – SOME OTHER REASON (Disp 160)
- 20 REGISTRANT AVAILABLE ONLY BY MAIL OR EMAIL (GO TO TERM2N)

INTRO2

Is this the correct number to reach {REGISTRANT/PROXY}?

- 1 YES (CONTINUE TO INTRO2A)
- 2 NO (GO TO INTRO3)
- 3 GIVE MORE INFORMATION (GO TO MINFO)
- 8 DON'T KNOW (Disp 105)
- 9 REFUSED (GO TO REF1A)

INTRO2A

May I leave a phone number with you for \_\_\_\_\_ {REGISTRANT/PROXY} to call me back?

IF YES – Our telephone number is 1-800-992-5721. {REGISTRANT/PROXY} will need to refer to the following number {CATI ID number}

IF NO – Thank you for your time, we'll try again later.

- 1 Schedule callback (Disposition 104)
- 2 Unscheduled callback (Disposition 105)
- 9 REFUSED (GO TO REF3A)

INTRO3

Do you know what the best number to reach [REGISTRANT/PROXY] would be?

- 1 YES (RECORD INFO – NEWNUM. DISP 104 SCHEDULED CALLBACK)
- 2 NO (Disp 032)

MORE INFORMATION REQUEST

MINFO [IF NAMED RESPONDENT]

We're calling to ask {REGISTRANT/PROXY} to participate in an important long-term health study for the New York City Department of Health and Mental Hygiene.

[IF NECESSARY: This is a study on the health impact of the World Trade Center disaster. It is very important that we ask questions about the health of those who may have been exposed to the disaster.]

Unfortunately, for privacy reasons, I can't provide additional information to anyone other than {REGISTRANT/PROXY}.

[IF NECESSARY: I can leave contact information for the New York City Department of Health and Mental Hygiene for {REGISTRANT/PROXY} to call. The toll-free telephone number is 866-692-9827.]

Back to PREVIOUS QUESTION (INTRO1B) "May I please speak with {REGISTRANT/PROXY}?"

## MINFO2 [IF NO PROXY NAME]

We're calling about an important long-term health study for the New York City Department of Health and Mental Hygiene.

[IF NECESSARY: This is a study on the health impact of the World Trade Center disaster. It is very important that we ask questions about the health of those who may have been exposed to the disaster.]

Unfortunately, for privacy reasons, I can only provide additional information to {REGISTRANT} or someone who is authorized to answer questions for {REGISTRANT}.

[IF NECESSARY: We would like to speak with the adult who can best answer questions about {REGISTRANT}'s health. I can also provide contact information for the New York City Department of Health and Mental Hygiene for someone to call. The toll-free telephone number is 866-692-9827.]

Back to PREVIOUS QUESTION (NOPROXY1) "May I speak with the adult who would best be able to answer questions about {REGISTRANT}'s health?"

## Cell Phone Protocol

### CELL1.

[IF NECESSARY: I'm very sorry to call you on your cell phone, We had this listed as a home number in our records.] I'm calling about an important New York City Department of Health and Mental Hygiene long-term health study, and it may take a little time. I can call you back at another number now or at another time. Or, is it all right to continue now?

- 1 Continue (GO TO PID1\_REG OR ID1\_PROX OR NOPROXY2)
- 2 Call back on another number (GO TO NEWNUM TO CHANGE NUMBER AND 104 SCHEDULED CALLBACK)
- 3 Call back another time (SCHEDULE CALLBACK DISP 104)

- 4        Unscheduled callback (Disp 105)
- 5        Do not call back (Disp – 036 Do Not Call Cell Phone)
- 9        DK/REFUSED/HANGUP (Disp – 036 Do Not Call Cell Phone)

/PROGRAMMER, IF CELL1 = 2, OFFER CALLBACK OPTION WITH IT/

Work Phone Protocol

WORK1.

[IF NECESSARY: I'm very sorry to call your work phone. We had this listed as a home number in our records.] I'm calling about an important New York City Department of Health and Mental Hygiene long-term health study, and it may take a little time. I can call you back at another number now or at another time. Or, is it all right to continue now?

- 1        Continue (GO TO PID1\_REG OR ID1\_PROX OR NOPROXY2)
- 2        Call back on another number (GO TO NEWNUM TO CHANGE NUMBER AND 104 SCHEDULED CALLBACK)
- 3        Call back another time (SCHEDULE CALLBACK-DISP 104)
- 4        Unscheduled callback (Disp 105)
- 5        Do not call back (Disp – 038 Do Not Call Work Phone)
- 9        DK/REFUSED/HANGUP (Disp – 038 Do Not Call Work Phone)

/PROGRAMMER, IF WORK1 = 2, OFFER CALLBACK OPTION WITH IT/

Answering Machine Protocol

/PROGRAMMER: First Message to be left on first answering machine attempt. Second Message to be left on every other attempt subsequently. No special callback time required after either message – should be a regular unscheduled callback./

Single Disposition for Answering Machine

DISP 110 (No Message)

DISP 111 (First Message)

/IF REGISTRANT OR NAMED PROXY/Hello, this message is for {REGISTRANT/PROXY}. I'm calling for the New York City Department of Health and Mental Hygiene about an important long-term health study that {REGISTRANT} joined./

/IF NO PROXY NAME/ Hello, I'm calling for the New York City Department of Health and Mental Hygiene about an important, long-term follow-up study that {REGISTRANT} joined./

/ALL/

I am sorry I did not reach you, and will try again. Please call our office at your earliest convenience at the toll-free number 1-800-992-5721, and give this number, {CATI ID number} when you call. Thank you.

DISP 112 (Second Message)

/IF REGISTRANT OR NAMED PROXY/ Hello, this message is for {REGISTRANT/PROXY}. My name is \_\_\_\_ (first and last name) and I'm calling for the New York City Department of Health and Mental Hygiene. Someone from our office tried to reach you recently to discuss {REGISTRANT}'s participation in an important long-term health study.

/IF NO PROXY NAME/ Hello, my name is \_\_\_\_\_ (first and last name) and I'm calling for the New York City Department of Health and Mental Hygiene. Someone from our office tried to reach you recently to discuss {REGISTRANT}'s participation in an important long-term health study.

/ALL/

Please call our office at the toll-free number 1-800 992-5721 at your earliest convenience and give this number {CATI ID number} when you call. Thank you.

Deceased

DEC1: Please accept our condolences. For the World Trade Center Health Registry records, would you please tell me when and where {REGISTRANT} passed away?

- 1 CONTINUE
- 9 REFUSED (SKIP TO DEC4)

PREDEC2: First, when did {REGISTRANT} pass away?

[Record day, month and year; if exact date is unknown, ask for month and year only]

ENTER DATE: (MM/DD/YYYY) //2001<RANGE YEAR.>2008//  
OR, ENTER MONTH AND YEAR: (MM/YYYY) //2001<RANGE YEAR.>2008//

- DON'T KNOW 88/88/8888
- REFUSED 99/99/9999 (SKIP TO DEC3)

DEC3. In what city and state did {he/she} pass away?

- 1 ENTER CITY AND STATE
- 8 DON'T KNOW (SKIP TO DEC4)
- 9 REFUSED (SKIP TO DEC4)

DEC3\_A

ENTER CITY: /TEXT RESPONSE/

DEC3\_B

ENTER STATE: /51 STATE LOOKUP – NEW YORK AT TOP – WITH OTHER-SPECIFY OPTION/

[INTERVIEWER: ENTER INTERNATIONAL LOCATIONS UNDER OTHER.]

DEC4: Thank you very much for your time. Please accept our condolences for your loss. (Disp 30)

Blank Proxy Name

NOPROXY1  
[IF INBOUND CALL]

Thank you for calling the New York City Department of Health and Mental Hygiene. My name is \_\_\_\_\_ (first and last name).

[IF OUTBOUND CALL]

Hello my name is \_\_\_\_ (first and last name) and I'm calling for the New York City Department of Health and Mental Hygiene.

[ALL]

The Department is conducting an important, long-term health study that {REGISTRANT} joined. Our records show that in 2003 or 2004, someone completed a study interview for {REGISTRANT} May I speak with the adult who would best be able to answer questions about {REGISTRANT}'s health?

- 01 SPEAKING – REGISTRANT (GO TO PID1\_REG)
- 02 SPEAKING – NOT REGISTRANT (CONTINUE TO NOPROXY2)
- 03 CELL PHONE (GO TO CELL1)
- 04 WORK PHONE (GO TO WORK1)
  
- 05 HANGUP (Disp 164)
- 06 NEVER HEARD OF REGISTRANT (032 – Wrong number )
- 07 DO NOT KNOW BEST PERSON (System scheduled Call back - Disp 105)
- 08 BEST PERSON NOT AVAILABLE NOW (GO TO NOPROXY3)
- 09 GIVE MORE INFORMATION (GO TO MINFO2)
  
- 10 NO ANSWER (Disp 101)
- 11 BUSY (Disp 102)
- 12 ANSWERING MACHINE (DISP 110/111/112 - Answering Machine Protocol)
- 13 FAX/MODEM (Disp 118 FAX/MODEM)
- 14 DISCONNECTED (Disp 119 DISCONNECTED)
- 15 LANGUAGE BARRIER-message field to note primary language of enrollee, or language spoken at number so it can be called back and screened. (Disp 114)
- 16 REGISTRANT DECEASED (GOTO DECEASED PROTOCOL)
  
- 17 REFUSAL (Disp 161 – Initial refusal NON SELECTED RESPONDENT  
REFUSAL – text box)
- 18 BEST PERSON IS REGISTRANT – NOT AVAILABLE (GO TO INTRO2)

NOPROXY2

Thank you. I'd like to ask a few questions that will allow us to update our records appropriately.

To confirm, who is the best person to answer questions about {REGISTRANT}'s health?

- 1 BEST PERSON IS SPEAKING – NON-REGISTRANT
- 2 BEST PERSON IS SOMEONE ELSE
- 3 BEST PERSON IS REGISTRANT –BUT NOT HERE (GO TO INTRO2)
- 4 BEST PERSON IS SPEAKING – REGISTRANT (GO TO PID1\_REG)
  
- 9 DON'T KNOW/REFUSED

NOPROXY3

[IF NOPROXY2 = 1]: And what is your name please?

[IF NOPROXY2 = 2 OR NOPROXY1 = 08]: And what is that person's name please?

[ENTER RESPONSE]

[INTERVIEWER: CONFIRM SPELLING OF NAME]

NOPROXY5 Please tell me why {REGISTRANT} is not able to complete the survey?

[DO NOT READ OUT]

- 1 PHYSICAL DISABILITY
- 2 MENTAL DISABILITY
- 3 LANGUAGE BARRIER
- 4 HEARING PROBLEM
- 5 INCARCERATED
- 6 SERVING IN MILITARY OVERSEAS
- 7 OTHER (Specify)
  
- 8 DON'T KNOW
- 9 REFUSED

[FOR NOPROXY6, USE "YOU" LANGUAGE IF NOPROXY2 = 1, AND {RESPONSE FROM NOPROXY3} LANGUAGE IF NOPROXY2 = 2 OR IF NOPROXY1=08]

[NOTE: LOGIC ABOVE ENSURES THAT THE RESPONSE FROM NOPROXY3 IS ONLY USED WHEN WE ARE NOT TALKING TO THE "BEST PERSON", THAT IS ONLY WHEN THE SECOND VARIATION OF NOPROXY3 WAS ASKED.]

NOPROXY6 How would you describe your/{RESPONSE FROM NOPROXY3}'s relationship to {REGISTRANT)?

- 1 {RESPONSE FROM NOPROXY3} IS {REGISTRANT}'S SPOUSE / YOUR SPOUSE
- 2 {RESPONSE FROM NOPROXY3} IS {REGISTRANT}'S MOTHER/FATHER/GUARDIAN / YOUR MOTHER/FATHER/GUARDIAN
- 3 {RESPONSE FROM NOPROXY3} IS {REGISTRANT}'S SON OR DAUGHTER / YOUR SON OR DAUGHTER

- 4 BROTHER/SISTER
- 5 SOME OTHER RELATIVE [SPECIFY]
- 6 NON-RELATIVE [SPECIFY]
  
- 8 DON'T KNOW
- 9 REFUSED

Needs to match response options on CR7.

NOPROXY7 As I mentioned, our records indicate that someone completed an interview for {REGISTRANT} in 2003 or 2004 for the New York City Department of Health's study of the health impacts of the 9/11 disaster.. Were you/was {ANSWER FROM NOPROXY3} the person who completed that interview on {REGISTRANT}'s behalf?

- 1 YES
- 2 NO
  
- 8 DON'T KNOW
- 9 REFUSED

/IF NOPROXY2 = 1 & NOPROXY5 = 1 OR 2 OR 5, GO TO PID2\_PRX.  
 IF NOPROXY2 = 2 OR IF NOPROXY1 = 08 & NOPROXY5 = 1 OR 2 OR 5, GO TO NOPROX10.  
 IF NOPROXY5 = 3, GO TO PNPROXY8.  
 IF NOPROXY5 = 4 OR 6 GO TO NOPROXY9.  
 IF NOPROXY5 = 7, 8 OR 9, GO TO NOPROX10.

PNPROXY8 What language does {REGISTRANT} speak? We can arrange to do the interview with {REGISTRANT} directly in {his/her} preferred language.

\_\_\_\_\_ [ENTER LANGUAGE]

- 8 DON'T KNOW
- 9 REFUSED

/ALL GO TO CR11

NOPROXY9 The survey can also be completed online or on paper through the mail. Would {REGISTRANT} be able to complete the survey in one of those ways?

- 1 YES (GO TO TERM2N)
- 2 NO (IF NOPROXY2 = 1, GO TO PID2\_PRX. IF NOPROXY2 = 2 OR IF NOPROXY1=08, GO TO NOPROX10)
  
- 8 DON'T KNOW (CONTINUE TO TERM2N)
- 9 REFUSED (CONTINUE TO TERM2N)

NOPROX10 Thank you. I'll need to update the Registry records with this information, and then we will call to complete an interview. Would you please confirm what number we should call and who we should ask for?



[ENTER NAME]

[ENTER NUMBER]

Thank you for your time and your help. /TERM – Disp 66/

Change Respondent

CR1 I'd like to ask a few questions to make sure we correct our records appropriately.

CR2 First, could you tell me who would be the adult best able to answer questions about {REGISTRANT}'s health?

- 1 REGISTRANT
- 2 SOMEONE ELSE [ENTER RESPONSE]

[INTERVIEWER: CONFIRM SPELLING OF NAME]

- 8 DON'T KNOW (GO TO CR\_END)
- 9 REFUSED (GO TO CR\_END)

/ASK IF CR2 = 1, ELSE GO TO CR4/

CR3 Are you {REGISTRANT}?

- 1 YES (GO TO PID1\_REG)
- 2 NO (GO TO CR11)
- 9 REFUSED (GO TO CR\_END)

CR4 Are you {RESPONSE FROM CR2}?

- 1 YES (GO TO CR6)
- 2 NO (GO TO CR6)
- 9 DON'T KNOW/REFUSED (GO TO CR\_END)

CR6 Could you tell me, please, why {REGISTRANT} will not be able to complete the survey?

[DO NOT READ OUT]

- 1 PHYSICAL DISABILITY
- 2 MENTAL DISABILITY
- 3 LANGUAGE BARRIER
- 4 HEARING PROBLEM
- 5 INCARCERATED

- 6 SERVING IN MILITARY OVERSEAS
- 7 OTHER (Specify)
- 8 DON'T KNOW
- 9 REFUSED

[FOR CR7, USE "YOU" LANGUAGE IF CR4 = 1, AND {RESPONSE FROM CR2} LANGUAGE IF CR4 = 2]

CR7 How would you describe your/{RESPONSE FROM CR2}'s relationship to {REGISTRANT}?

- 1 {RESPONSE FROM CR2} IS {REGISTRANT}'S SPOUSE / YOUR SPOUSE
- 2 {RESPONSE FROM CR2} IS {REGISTRANT}'S MOTHER/FATHER/GUARDIAN / YOUR MOTHER/FATHER/GUARDIAN
- 3 {RESPONSE FROM CR2} IS {REGISTRANT}'S SON OR DAUGHTER / YOUR SON OR DAUGHTER
- 4 BROTHER/SISTER
- 5 SOME OTHER RELATIVE [SPECIFY]
- 6 NON-RELATIVE [SPECIFY]
- 8 DON'T KNOW
- 9 REFUSED

/IF CR6 = 1 OR 2 OR 5 & CR4=1, GO TO PID2\_PRX.  
 IF CR6 = 1 OR 2 OR 5 & CR4=2, GO TO CR11  
 IF CR6 = 3, ASK CR8. IF CR6 = 4 OR 6, ASK CR9.  
 IF CR6 = 7, 8 OR 9, GO TO CR10.

CR8 What language does {REGISTRANT} speak? We can arrange to do the interview with {REGISTRANT} directly in {his/her} preferred language.

\_\_\_\_\_ [ENTER LANGUAGE]

- 8 DON'T KNOW
- 9 REFUSED

/ALL GO TO CR11/

CR9 The survey can also be completed online or on paper through the mail. Would {REGISTRANT} be able to complete the survey in one of those ways?

- 1 YES (GO TO TERM2N)
- 2 NO (IF CR4 =1, GO TO PID2\_PRX. IF CR4=2, GO TO CR11)
- 8 DON'T KNOW (GO TO TERM2N)
- 9 REFUSED (GO TO TERM2N)

CR10 Thank you. I'll need to update the Registry records with this information, and then we will call to complete an interview. Would you please confirm what

number we should call and who we should ask for?

[ENTER NAME]

[ENTER NUMBER]

Thank you for your time and your help. /TERM – Disp 66/

CR11 Is this the correct number to reach {REGISTRANT/RESPONSE FROM CR2}?

- 1 YES (GO TO CR\_END)
- 2 NO (CONTINUE TO CR12)
  
- 9 REFUSED (GO TO CR\_END)

CR12 Do you know the best phone number to reach{REGISTRANT/RESPONSE FROM CR2}?

- 1 ENTER INFORMATION, THEN CR\_END
  
- 9 NO/DK/REFUSED (GO TO CR\_END)

CR\_END

Thank you for your time and help. (Disp 66 – Change respondent)

### **VERIFYING ID OF REGISTRANT**

/IF PROXY, ASK ID1\_PROX, PID2\_PRX, ID3-ID4\_PROX.

IF REGISTRANT, ASK PID1\_REG, ID2-ID4\_REG./

ID1\_PROX Our records indicate that you completed an interview for {REGISTRANT} in 2003 or 2004 for the New York City Department of Health’s study of the health impacts of the 9/11 disaster. Is this correct?

- 1 YES (GO TO PID2\_PRX)
- 2 YES, BUT REGISTRANT IS NOW ABLE TO ANSWER QUESTIONS (GO TO CR11)
- 3 YES, BUT NO LONGER WILLING/ABLE TO ANSWER QUESTIONS (GO TO NOPROXY2)
- 4 YES, BUT REGISTRANT IS NOW DECEASED (GO TO DEC1)
- 5 NO (GO TO NOPROXY2)
  
- 8 DON’T KNOW (GO TO PID2\_PRX)
- 9 REFUSED TO CONFIRM (GO TO PID2\_PRX )

PID2\_PRX In order to protect confidential information, I need to confirm that I have the correct record before we can continue. Please tell me the year {REGISTRANT} was born?

\_\_\_\_\_ENTER 4-DIGIT YEAR

9998 DON'T KNOW (CONTINUE TO ID3\_PROX)  
9999 REFUSED (GO TO REF5A)

/COMPARE PID2\_PRX TO DOB YEAR IN SAMPLE. IF MATCH, GO TO IC1\_PROX. IF 9999 OR NO MATCH, CONTINUE TO ID3\_PROX/

ID3\_PROX Could you tell me the month and day of {REGISTRANT}'s birthday?

\_\_\_/\_\_\_ ENTER MM/DD

99/99 DON'T KNOW/REFUSED

/COMPARE ID3\_PROX TO DOB DAY & MONTH IN SAMPLE. IF MATCH, GO TO IC1\_PROX. IF 9999 OR NO MATCH, CONTINUE TO ID4\_PROX/

ID4\_PROX I'm sorry, I seem to be having trouble accessing the record. I apologize for the inconvenience. We will need to look into the problem and call you back.

Can I confirm your first and last name so we can call you back?

And may I have the telephone number you would like us to use?

\_\_\_\_\_ ENTER NAME  
\_\_\_\_\_ TELEPHONE NUMBER

[IF NECESSARY: If you would like to speak to someone at the New York City Department of Health and Mental Hygiene, you may call toll-free 866-692-9827.] Thank you for your time.

RECEIVES DISPOSITION 040 TERM\_ID4\_PROX

PID1\_REG In order to protect confidential information, I need to confirm that I am speaking with the correct person before we can continue. Could you please tell me the year you were born?

\_\_\_\_\_ ENTER 4-DIGIT YEAR

9998 DON'T KNOW (GO TO ID3\_REG)  
9999 REFUSED (REF6A)

/COMPARE PID1\_REG TO DOB YEAR IN SAMPLE. IF MATCH, GO TO IC1\_REG. IF 9999, SKIP TO ID 3\_REG. IF NO MATCH, ASK ID2\_REG/

ID2\_REG I'm sorry, could you repeat your birth year for me? I want to make sure I entered it correctly.

\_\_\_\_\_ ENTER 4-DIGIT YEAR

9999 DON'T KNOW/REFUSED

/IF MATCH, GO TO IC1\_REG. IF 9999 OR NO MATCH, CONTINUE/

ID3\_REG        Could you provide me with the last four digits of your social security number?

\_\_\_\_ ENTER LAST-4 OF SSN

9999            DON'T KNOW/REFUSED

/IF MATCH, GO TO IC1\_REG. IF 9999 OR NO MATCH, CONTINUE/

ID4\_REG        I'm sorry, I seem to be having trouble accessing your record. I apologize for the inconvenience. We will need to look into the problem and call you back.

Can I confirm your first and last name so we can call you back?

And may I have the telephone number you would like us to use? [DISPLAY CURRENT PHONE NUMBER]

01        USE PRIMARY NUMBER (DISPLAYED)

02        ENTER DIFFERENT NUMBER

If you would like to speak to someone at the New York City Department of Health and Mental Hygiene, you may call toll-free 866-692-9827. Thank you very much for your time.

RECEIVES DISPOSITION 043 TERM\_ID4\_REG

### Informed Consent

/IF REGISTRANT, ASK IC1\_REG. IF PROXY, GO TO IC1\_PROX/

IC1\_REG.

/IF OUTBOUND CALL/

Thank you. You are one of the 71,000 people who joined the World Trade Center Health Registry in 2003 or 2004. I am calling today for an update on your health because it has been a couple of years since we last spoke to you.

/IF INBOUND CALL/

Thank you. You are one of the 71,000 people who joined the World Trade Center Health Registry in 2003 or 2004.

/ALL REGISTRANTS/

This is the first follow-up survey, and it's very important to get an update on your health. Your survey answers will help us to better understand the long-term health effects of the 9/11 [READ AS NINE ELEVEN] disaster.

[IF RESPONDENTS ASK WHY WE ARE DOING THIS SURVEY:

The World Trade Center Health Registry is one of the most important tools we have to address the health impacts of 9/11 and your continued participation in this effort is vital. The answers that you and more than 71,000 other enrollees gave to the initial WTC Health Registry survey in

2003-2004 provided us with invaluable information about the health effects of 9/11, but there are still many unanswered questions.

While completing the follow-up survey does not provide you with direct benefits (e.g. financial or health), it would enable you to contribute to a better understanding of the long-term health effects related to 9/11. Your answers and those of other enrollees will help plan for future health care needs. They may also help save lives and reduce injuries in future disasters.]

- 1 CONTINUE
- 9 REFUSED (GO TO REF2)

IC2\_REG: Before we begin, I need to mention a few points about the survey. It will take about 30 minutes to complete. Your participation is voluntary. Your answers will be kept strictly confidential and are protected by a Federal Certificate of Confidentiality. We will link your survey answers to the survey you completed in 2003 or 2004. You will remain in the Registry even if you choose not to take part in this survey. The Department of Health may contact you to provide information about health care services based on your survey responses.

[IF NECESSARY: The New York City Department of Health has hired the company I work for, Macro International, to conduct these surveys. Macro is also required to keep your information strictly confidential.]

[IF RESPONDENTS ASK WHY WE ARE DOING THIS SURVEY:

The World Trade Center Health Registry is one of the most important tools we have to address the health impacts of 9/11 and your continued participation in this effort is vital. The answers that you and more than 71,000 other enrollees gave to the initial WTC Health Registry survey in 2003-2004 provided us with invaluable information about the health effects of 9/11, but there are still many unanswered questions.

While completing the follow-up survey does not provide you with direct benefits (e.g. financial or health), it would enable you to contribute to a better understanding of the long-term health effects related to 9/11. Your answers and those of other enrollees will help plan for future health care needs. They may also help save lives and reduce injuries in future disasters.]

- 1 CONTINUE
- 9 REFUSED (GO TO REF2)

IC3\_REG: You may refuse to answer any of the questions. You can stop or take a break at any time. You may complete this interview over more than one phone call. If you feel emotional distress while answering questions or afterwards, you can call LIFENET, a free and confidential service which provides mental health information and referrals 24 hours a day, seven days a week. The number is 1-800-LIFENET (800-543-3638). I can give you this information again at any time.

[IF RESPONDENTS ASK WHY WE ARE DOING THIS SURVEY:

The World Trade Center Health Registry is one of the most important tools we have to address the health impacts of 9/11 and your continued participation in this effort is vital. The answers that you and more than 71,000 other enrollees gave to the initial WTC Health Registry survey in 2003-2004 provided us with invaluable information about the health effects of 9/11, but there are

still many unanswered questions.

While completing the follow-up survey does not provide you with direct benefits (e.g. financial or health), it would enable you to contribute to a better understanding of the long-term health effects related to 9/11. Your answers and those of other enrollees will help plan for future health care needs. They may also help save lives and reduce injuries in future disasters.]

- 1 CONTINUE
- 9 REFUSED (GO TO REF2)

IC4\_REG: Before we get started, do you have any questions about the study or about your rights as a person in this research study?

[IF RESPONDENTS ASK WHY WE ARE DOING THIS SURVEY:

The World Trade Center Health Registry is one of the most important tools we have to address the health impacts of 9/11 and your continued participation in this effort is vital. The answers that you and more than 71,000 other enrollees gave to the initial WTC Health Registry survey in 2003-2004 provided us with invaluable information about the health effects of 9/11, but there are still many unanswered questions.

While completing the follow-up survey does not provide you with direct benefits (e.g. financial or health), it would enable you to contribute to a better understanding of the long-term health effects related to 9/11. Your answers and those of other enrollees will help plan for future health care needs. They may also help save lives and reduce injuries in future disasters.]

[ IF NECESSARY: If you have questions about your rights as a study participant, please call Dr. Olivette Burton at the New York City Department of Health and Mental Hygiene at 212-788-4483. If you have questions about the World Trade Center Health Registry, please contact Registry staff, toll-free, at 1-866-NYC-WTCR, which is 1-866-692-9827.]

I would also like to inform you that this call may be monitored for quality assurance.

- 1 CONTINUE (GO TO S3)
- 9 REFUSED (GO TO REF2)

/ALL PROXIES/

IC1\_PROX.

/IF OUTBOUND/

Thank you. {REGISTRANT} is one of the 71,000 people who joined the World Trade Center Health Registry in 2003 or 2004. I am calling today for an update on {REGISTRANT}'s health because it has been a couple of years since we last obtained an update.

/IF INBOUND/

Thank you. {REGISTRANT} is one of the 71,000 people who joined the World Trade Center Health Registry in 2003 or 2004.

/ALL/

This is the first follow-up survey, and it's very important to get an update on {REGISTRANT}'s health. Your survey answers will help us to better understand the long-term health effects of the 9/11 [READ AS NINE ELEVEN] disaster.

[IF RESPONDENTS ASK WHY WE ARE DOING THIS SURVEY:

The World Trade Center Health Registry is one of the most important tools we have to address the health impacts of 9/11 and your continued participation in this effort is vital. The answers that you and more than 71,000 enrollees gave to the initial WTC Health Registry survey in 2003-2004 provided us with invaluable information about the health effects of 9/11, but there are still many unanswered questions.

While completing the follow-up survey does not provide you with direct benefits (e.g. financial or health), it would enable you to contribute to a better understanding of the long-term health effects related to 9/11. Your answers and those of the enrollees will help plan for future health care needs. They may also help save lives and reduce injuries in future disasters.]

- 1 CONTINUE
- 9 REFUSED (GO TO REF5)

IC2\_PROX: Before we begin, I need to mention a few points about the survey. It will take about 30 minutes to complete. Your participation is voluntary. Your answers will be kept strictly confidential and are protected by a Federal Certificate of Confidentiality. We will link your survey answers to [REGISTRANT]'s survey that was completed in 2003 or 2004. {REGISTRANT} will remain in the Registry even if you choose not to take part in this survey. The Department of Health may contact you to provide information about health care services available for [REGISTRANT] based on your survey responses.

[IF NECESSARY: The New York City Department of Health has hired the company I work for, Macro International, to conduct these surveys. Macro is also required to keep your information strictly confidential.]

[IF RESPONDENTS ASK WHY WE ARE DOING THIS SURVEY:

The World Trade Center Health Registry is one of the most important tools we have to address the health impacts of 9/11 and your continued participation in this effort is vital. The answers that you and more than 71,000 enrollees gave to the initial WTC Health Registry survey in 2003-2004 provided us with invaluable information about the health effects of 9/11, but there are still many unanswered questions.

While completing the follow-up survey does not provide you with direct benefits (e.g. financial or health), it would enable you to contribute to a better understanding of the long-term health effects related to 9/11. Your answers and those of the enrollees will help plan for future health care needs. They may also help save lives and reduce injuries in future disasters.]

- 1 CONTINUE
- 9 REFUSED (GO TO REF5)



IC3\_PROX: You may refuse to answer any of the questions. You can stop or take a break at any time. You may complete this interview over more than one phone call. If you feel emotional distress while answering questions or afterwards, or if {REGISTRANT} feels emotional distress, you can call LIFENET, a free and confidential service which provides mental health information and referrals 24 hours a day, seven days a week. The number is 1-800-LIFENET (800-543-3638). I can give you this information again at any time.

[IF RESPONDENTS ASK WHY WE ARE DOING THIS SURVEY:

The World Trade Center Health Registry is one of the most important tools we have to address the health impacts of 9/11 and your continued participation in this effort is vital. The answers that you and more than 71,000 enrollees gave to the initial WTC Health Registry survey in 2003-2004 provided us with invaluable information about the health effects of 9/11, but there are still many unanswered questions.

While completing the follow-up survey does not provide you with direct benefits (e.g. financial or health), it would enable you to contribute to a better understanding of the long-term health effects related to 9/11. Your answers and those of the enrollees will help plan for future health care needs. They may also help save lives and reduce injuries in future disasters.]

- 1 CONTINUE
- 9 REFUSED (GO TO REF5)

IC4\_PROX: Before we get started, do you have any questions about the study or about your rights or {REGISTRANT'S} rights as a person in this research study?

[ IF NECESSARY: If you have questions about your rights as a study participant, please call Dr. Olivette Burton at the New York City Department of Health and Mental Hygiene at 212-788-4483. If you have questions about the World Trade Center Health Registry, please contact Registry staff, toll-free, at 1-866-NYC-WTCR, which is 1-866-692-9827.]

I would also like to inform you that this call may be monitored for quality assurance.

[IF RESPONDENTS ASK WHY WE ARE DOING THIS SURVEY:

The World Trade Center Health Registry is one of the most important tools we have to address the health impacts of 9/11 and your continued participation in this effort is vital. The answers that you and more than 71,000 enrollees gave to the initial WTC Health Registry survey in 2003-2004 provided us with invaluable information about the health effects of 9/11, but there are still many unanswered questions.

While completing the follow-up survey does not provide you with direct benefits (e.g. financial or health), it would enable you to contribute to a better understanding of the long-term health effects related to 9/11. Your answers and those of the enrollees will help plan for future health care needs. They may also help save lives and reduce injuries in future disasters.]

- 1 CONTINUE (GO TO INSTRUCTION BEFORE S1)
- 9 REFUSED (GO TO REF5)

## REFUSAL STATEMENTS

### *FIRST REFUSALS*

#### REF1A

This is about a long-term health study conducted by the New York City Department of Health and Mental Hygiene, and it's important that we know how to contact {REGISTRANT/PROXY}. The study is voluntary but we want to make sure everyone has a chance to participate. Is this the correct number to reach {REGISTRANT/PROXY}?

- 1 YES – SPEAKING/COMING TO PHONE (GO TO PID1\_REG/ID1\_PROX)
- 2 YES – NOT AVAILABLE NOW (GO TO INTRO2A)
- 3 NO (GO TO INTRO3)
  
- 8 DON'T KNOW (GO TO REF3A – DISP 105)
- 9 REFUSED (GO TO REF3A – DISP 161)

#### REF2A

The New York City Department of Health and Mental Hygiene is conducting this important, long-term health study. Participation is voluntary, but before you decide, I'd like to just confirm that I'm speaking to the right person. Once we do that, I can give you more information that may help you make a decision.

- 1 CONTINUE (GO TO PID1\_REG/ID1\_PROX)
  
- 9 REFUSED (GO TO REF4A)

#### REF3A

Thank you for your time. (Disp 161- Initial refusal-NSR – text box)

If REF1A = 8 OR 9, THEN DISPOSITION 105 SCHEDULED CALLBACK.

#### REF4A

Thank you for your time. (Disp 160- Initial refusal-SR – text box)

#### REF5A

It's very important that we protect the privacy of those in the study. The questions I want to ask next will include information that I can only give to people who joined the study. For this reason, I need you to confirm {REGISTRANT}'s year of birth, just to make sure I have the right person.

- 1 CONTINUE (GO TO PID2\_PRX)
- 9 REFUSAL (DISP 002 FINAL REFUSAL)

#### REF6A

It's very important that we protect the privacy of those in the study. The questions I want to ask next will include information that I can only give to people who joined the study. For that reason, I need you to confirm the year you were born, just to make sure I have the right person.

- 1 CONTINUE (GO TO PID1\_REG)
- 9 REFUSAL (DISP 002 FINAL REFUSAL)

*SECOND REFUSALS/OR REFUSALS DURING INFORMED CONSENT*

REF1

This is in reference to a long-term health study, and it's important that we know how to contact {REGISTRANT/PROXY} in the future. The study is voluntary, but we want to make sure everyone has a chance to participate. Is this the correct number to reach {REGISTRANT/PROXY}?

- 1 YES – SPEAKING/COMING TO PHONE (GO TO PID1\_REG/ID1\_PROX)
- 2 YES – NOT AVAILABLE NOW (GO TO INTRO2A)
- 2 NO (GO TO INTRO3)
  
- 8 DON'T KNOW (GO TO REF3)
- 9 REFUSED (GO TO REF3)

REF2

/ONLY IF REGISTRANT, ELSE USE REF5/

Would you be willing to answer just 2 to 3 questions about your decision? It would be helpful for the success of this long-term Department of Health study.

- 1 YES (GO TO SR1\_R)
- 2 NO/REFUSED (GO TO REF4)

REF3

Thank you for your time. (Disp 2- Final refusal-NSR – text box)

REF4

Thank you for your time. (Disp 135- Final refusal-SR – text box)

REF5

Thank you very much for taking the time to talk with me today. It's important that you know that even if you choose not to participate in the survey now, and we will not call you back if you decide not to do so, you may change your mind later if you wish and you/[registrant] will still be enrolled in the World Trade Center Health Registry and can participate in future follow-up surveys. We also want to make sure that you have all the information you need to decide about participation now or in the future. If there is anything you would like to ask me, I would be happy to answer your questions as well as I can. You may also contact the Department of Health and Mental Hygiene directly at 866-692-9827.

[INTERVIEWER: IF QUESTIONS, ADDRESS THEM OR REFER TO DOHMH. IF THE RESPONDENT DOES NOT INDICATE A DESIRE TO CONTINUE OR DISCUSS FURTHER, THEN END WITH: Thank you again for your time. Have a very good day.]

- 1 DO SURVEY BY PHONE NOW (GO TO PREVIOUS INFORMED CONSENT SCREEN)
- 2 DO SURVEY BY PHONE LATER (Disp 104 – callback)
- 3 DO SURVEY BUT NOT ON PHONE (TERM2 – collects updated mail/email)
- 4 DO NOT WANT TO DO SURVEY AT ALL (Disp 35 – Final refusal SR – text box)

8 DON'T KNOW/NOT SURE (Disp 104 – w/ text box – used for situations where respondent wishes to contact DOHMH before doing interview)

Other Termination Scenarios

TERM1

Thank you. Someone will call back to arrange an interview.

TERM2N

Thank you. I'd like to confirm {REGISTRANT}'s correct name, address and the e-mail we should be using.

First, the full name.

ENTER NAME:

And the mailing address?

ENTER STREET  
ENTER APARTMENT NUMBER  
ENTER CITY  
ENTER STATE  
ENTER ZIP  
ENTER COUNTRY

And the e-mail address?

ENTER E-MAIL

Thank you again. Goodbye. (DISP 066)

Survey Response Questions - Refusals

Thank you. The reason we have been trying to reach you is because you are/{/REGISTRANT} is one of the 71,000 people who joined the World Trade Center Health Registry in 2003 or 2004. We are calling you about the Registry's first follow-up survey.

SR1\_R First, did you receive an e-mail with a link to the online follow-up survey or a paper copy of the survey through the mail?

[IF NECESSARY: THE EMAILS AND PAPER SURVEYS WERE SENT OUT BETWEEN NOVEMBER 2006 AND JULY 2007]

- 01 YES, RECEIVED EMAIL
- 02 YES, RECEIVED MAIL
- 03 YES, RECEIVED BOTH EMAIL AND MAIL
- 04 NO, DID NOT RECEIVE EITHER EMAIL OR MAIL

- 98 DON'T KNOW
- 99 REFUSED

[ASK IF SR1\_R = 01, 02, 03]

SR1A\_R. Please tell me the reasons why you did not complete the paper or online follow-up survey.

(DO NOT READ RESPONSES. SELECT ALL THAT APPLY)

- 01 SURVEY TOO LONG
- 02 TOO BUSY TO RESPOND TO SURVEY
- 03 DO NOT WANT TO TALK ABOUT 9/11; UPSET BY TOPIC; WISH TO MOVE ON OR HAVE MOVED ON
- 04 NO HEALTH PROBLEMS TO REPORT (FEEL SURVEY IS ONLY FOR THOSE WITH CURRENT HEALTH PROBLEMS OR CHANGE IN HEALTH TO REPORT).
- 05 DO NOT LIKE FILLING OUT SURVEYS
- 06 NOT COMFORTABLE WITH WEB/ONLINE SURVEY – ISSUES AROUND TECHNOLOGY, SECURITY
- 07 COMPREHENSION ISSUES – LANGUAGE, READING LEVEL, FEAR OF ANSWERING QUESTIONS INCORRECTLY
- 08 CONFUSION ABOUT SURVEY: DO NOT RECALL BEING A WORLD TRADE CENTER HEALTH REGISTRY ENROLLEE AND WONDER WHY THEY ARE RECEIVING SURVEY; THINK THAT SURVEY IS FOR ANOTHER WTC RELATED STUDY AND DO NOT ASSOCIATE WITH WORLD TRADE CENTER HEALTH REGISTRY
- 09 NEGATIVE FEELINGS ABOUT WTC HEALTH REGISTRY; HAVE HEARD BAD THINGS ABOUT REGISTRY, OR HAVE NEGATIVE OPINION OR BELIEFS
- 10 OTHER: (SPECIFY)
- 98 DON'T KNOW
- 99 REFUSED

SR2\_R. For future follow-up surveys, would you prefer a paper survey, an on-line survey, or a survey over the phone?

[INTERVIEWER: SELECT ALL THAT APPLY]

- 01 TELEPHONE
- 02 ONLINE/EMAIL
- 03 MAIL/PAPER
- 04 NO PREFERENCE
- 05 OTHER (SPECIFY)
- 06 NONE – DO NOT WANT TO DO ANY SURVEYS AT ALL (DISPOSITION 035 DO NOT CALL BACK)
- 98 DON'T KNOW
- 99 REFUSED

SR3\_R. Would you like to do the Registry follow-up health interview on the phone now? If it is not a good time, we can set up a time to do the interview later.]

[IF NECESSARY: You can also complete a survey online or by mail.]

- 1 YES – DO SURVEY BY PHONE NOW (GO TO IC2\_REG)
- 2 YES – DO SURVEY BY PHONE LATER (Disp 104)
- 3 YES – DO SURVEY BUT NOT ON PHONE (TERM2N)
- 4 NO – DO NOT WANT TO DO SURVEY AT ALL (Disp 135 – Final refusal SR – text box)
  
- 8 DON'T KNOW/NOT SURE (Disp 105 – text box)

Proxy Information [ASK ONLY IF PROXY.]

*(If interviewer discovers at this point that registrant is deceased, interviewer will go back to "Deceased" script).*

/ASK 1 AND 2 ONLY IF ORIGINAL NAMED PROXY, FOR INSTANCE, NO RESPONSES TO NOPROXY OR CHANGE RESPONDENT QUESTIONS/

S1 What is your relationship to {REGISTRANT}?

[INTERVIEWER: READ RESPONSES ONLY IF NECESSARY. STOP WHEN RESPONDENT PROVIDES A RESPONSE.]

- 2 SPOUSE
- 3 YOUR MOTHER/FATHER/GUARDIAN
- 4 YOUR DAUGHTER/SON
- 5 SISTER/BROTHER
  
- 6 OTHER (SPECIFY) \_\_\_\_\_
- 8 DON'T KNOW
- 9 REFUSED

S2 I just need to confirm the reason [REGISTRANT] is not capable of completing the interview right now.

[INTERVIEWER: DO NOT READ RESPONSES.]

- 1 SUBJECT IS A MINOR (UNDER 18) (DISPOSITION 042 SUBJECT IS MINOR )
- 2 PHYSICAL DISABILITY
- 3 MENTAL DISABILITY
- 4 DECEASED [GO TO DEC1]
- 5 INCARCERATED
- 6 SERVING IN THE MILITARY OVERSEAS
  
- 7 OTHER (SPECIFY) \_\_\_\_\_

- 8 DON'T KNOW
- 9 REFUSED

Identification Questions

S3 I would like to confirm your/[REGISTRANT]'s full name. I have the name recorded as:

SPELL OUT NAME

Is that correct?

- 1 YES
- 2 NO
  
- 8 DON'T KNOW
- 9 REFUSED

*IF S3 = NO,*

S3\_O What is the correct spelling of the name?

*/IF SPEAKING TO REGISTRANT/*

S4 I'm required to ask, are you male or female?

- 1 MALE
- 2 FEMALE

*/IF PROXY/*

4A And to confirm, what is [REGISTRANTS]'s gender?

- 1 MALE
- 2 FEMALE

S5 What is your/[his/her] date of birth?

ENTER DOB: [MM/DD/YYYY]

- 98/98/9998 DON'T KNOW
- 99/99/9999 REFUSED

5A What is your/[his/her] current age?

ENTER AGE [RANGE 17 – 120]

- 998 DON'T KNOW

999 REFUSED

[IF AGE OUT OF RANGE (i.e., a minor) SUSPEND HERE – PROGRAMMER GIVE SPECIAL DISPOSITION CODE]

[IF AGE DOES NOT MATCH YEAR OF BIRTH, REQUEST THAT INTERVIEWER VERIFY BEFORE CONTINUING].

Health Status

6 Would you say that in general your health is—  
**Please read:**

- 1 Excellent
- 2 Very good
- 3 Good
- 4 Fair

**Or**

- 5 Poor
- 8 DON'T KNOW
- 9 REFUSED

7A Now thinking about your physical health, which includes physical illness and injury, for how many days during the last 30 days was your physical health not good?

\_\_\_\_\_ ENTER NUMBER OF DAYS //RANGE=0-30//

- 98 DON'T KNOW
- 99 REFUSED

7B Now thinking about your mental health, which includes stress, depression, and problems with emotions, for how many days during the last 30 days was your mental health not good?

\_\_\_\_\_ ENTER NUMBER OF DAYS //RANGE=0-30//

- 98 DON'T KNOW
- 99 REFUSED

/IF 7A=0 AND 7B=0, SKIP TO Q8/

7C For how many days did poor physical or mental health keep you from doing your usual activities during the last 30 days?

\_\_\_\_\_ ENTER NUMBER OF DAYS //RANGE=0-30//



- 98 DON'T KNOW
- 99 REFUSED

Before/After September 11, 2001

*Let's talk more specifically about your health....*

8 On September 11, 2001, before the attack, did you have any disabilities or medical conditions that were diagnosed by a physician?

- 1 YES
- 2 NO

- 8 DON'T KNOW
- 9 REFUSED

[IF 8 = 1, ASK, ELSE SKIP TO Q9]

8A On September 11, 2001, before the attack, did any disabilities or medical conditions affect your...

1-YES                      2-NO                      8-DK                      9-REF

/QUESTION STEM OPTIONAL [IN BRACKETS] FOR 8A3 – 8A7/

- 8A1 Mobility? (If needed, “for example, walking”)
- 8A2 Hearing?
- 8A3 Vision?
- 8A4 Heart?
- 8A5 Breathing?
- 8A6 Mental health?
- 8A7 Some other disability or condition? (specify)

9 Do you currently have a disability or a medical condition that was diagnosed by a physician?

- 1 YES
- 2 NO

- 8 DON'T KNOW
- 9 REFUSED

[IF 9 = 1, ASK, ELSE SKIP TO Q10]

9A Do you think any of your current disabilities or medical conditions affect your...

1-YES                      2-NO                      8-DK                      9-REF

/QUESTION STEM OPTIONAL [IN BRACKETS] FOR 9A3 – 9A7/

- 9A1 Mobility? (If needed, “for example, walking”)

- 9A2 Hearing?
  - 9A3 Vision?
  - 9A4 Heart?
  - 9A5 Breathing?
  - 9A6 Mental health?
  - 9A7 Some other disability or condition? (specify)
- 9B Do you think any of these current disabilities or medical conditions are a direct result of the events of September 11, 2001?
- 1 YES
  - 2 NO
  - 8 DON'T KNOW
  - 9 REFUSED

Physical Symptoms

- 10 In the last 30 days, have you used an inhaler prescribed by a doctor for any breathing problem?
- 1 YES
  - 2 NO
  - 8 DON'T KNOW
  - 9 REFUSED
- 11 Have you ever sought care of a doctor or other health professional for...
- 1-YES    2-NO    8-DK    9-REF

/QUESTION STEM OPTIONAL [IN BRACKETS] FOR 11C – 11J/

- 11A Frequent severe headaches?
  - 11B Hearing problem or loss?
  - 11C Heartburn, indigestion or reflux (REE-fluks)?
  - 11D Sinus (SIGH-niss) problems, nose irritation, or postnasal (POST-NAZE-ul) irritation which occurred when you did not have a cold or the flu?
  - 11E Skin rash or irritation?
  - 11F Shortness of breath?
  - 11G Throat irritation?
  - 11H Hoarseness or loss of voice?
  - 11I Wheezing?
  - 11J Another symptom? (specify)
- 12 *Now I am going to ask you about symptoms you may have experienced in the last 30 days, whether or not you visited a doctor for these symptoms.*

In the last 30 days, have you experienced....

/QUESTION STEM OPTIONAL [IN BRACKETS] FOR 12C – 12J./

12A Frequent severe headaches?

- 1 YES
- 2 NO
  
- 8 DON'T KNOW
- 9 REFUSED

[IF YES, ASK:]

12A1 For about how many days out of the last 30 days did you experience this?

[IF NECESSARY: Your best guess is fine.]

\_\_\_\_\_ ENTER NUMBER OF DAYS //RANGE=1-30//

- 98 DON'T KNOW
- 99 REFUSED

12B Hearing problem or loss?

- 1 YES
- 2 NO
  
- 8 DON'T KNOW
- 9 REFUSED

[IF YES, ASK:]

12B1 For about how many days [out of the last 30 days] did you experience  
this?

[IF NECESSARY: Your best guess is fine.]

\_\_\_\_\_ ENTER NUMBER OF DAYS //RANGE=1-30//

- 98 DON'T KNOW
- 99 REFUSED

12C Heartburn, indigestion or reflux?

- 1 YES
- 2 NO
  
- 8 DON'T KNOW

9 REFUSED

[IF YES, ASK:]

12C1 For about how many days [out of the last 30 days] did you experience  
this?

[IF NECESSARY: Your best guess is fine.]

\_\_\_\_\_ ENTER NUMBER OF DAYS //RANGE=1-30//

98 DON'T KNOW

99 REFUSED

12D Sinus problems, nose irritation, or postnasal irritation which occurred when you  
did not have a cold or the flu?

1 YES

2 NO

8 DON'T KNOW

9 REFUSED

[IF YES, ASK:]

12D1 For about how many days [out of the last 30 days] did you experience  
this?

[IF NECESSARY: Your best guess is fine.]

\_\_\_\_\_ ENTER NUMBER OF DAYS //RANGE=1-30//

98 DON'T KNOW

99 REFUSED

12E Skin rash or irritation?

1 YES

2 NO

8 DON'T KNOW

9 REFUSED

[IF YES, ASK:]

12E1 For about how many days [out of the last 30 days] did you experience  
this?

[IF NECESSARY: Your best guess is fine.]

\_\_\_\_\_ ENTER NUMBER OF DAYS //RANGE=1-30//

98 DON'T KNOW

99 REFUSED

12F Shortness of breath?

1 YES

2 NO

8 DON'T KNOW

9 REFUSED

[IF YES, ASK:]

12F1 For about how many days [out of the last 30 days] did you experience  
this?

[IF NECESSARY: Your best guess is fine.]

\_\_\_\_\_ ENTER NUMBER OF DAYS //RANGE=1-30//

98 DON'T KNOW

99 REFUSED

12G Throat irritation?

1 YES

2 NO

8 DON'T KNOW

9 REFUSED

[IF YES, ASK:]

12G1 For about how many days [out of the last 30 days] did you experience  
this?

[IF NECESSARY: Your best guess is fine.]

\_\_\_\_\_ ENTER NUMBER OF DAYS //RANGE=1-30//

98 DON'T KNOW

99 REFUSED

12H Hoarseness or loss of voice?

- 1 YES
- 2 NO
  
- 8 DON'T KNOW
- 9 REFUSED

[IF YES, ASK:]

12H1 For about how many days [out of the last 30 days] did you experience  
this?

[IF NECESSARY: Your best guess is fine.]

\_\_\_\_\_ ENTER NUMBER OF DAYS //RANGE=1-30//

- 98 DON'T KNOW
- 99 REFUSED

12I Wheezing?

- 1 YES
- 2 NO
  
- 8 DON'T KNOW
- 9 REFUSED

[IF YES, ASK:]

12I1 For about how many days [out of the last 30 days] did you experience  
this?

[IF NECESSARY: Your best guess is fine.]

\_\_\_\_\_ ENTER NUMBER OF DAYS //RANGE=1-30//

- 98 DON'T KNOW
- 99 REFUSED

12J Another symptom? (specify)

- 1 YES
- 2 NO
  
- 8 DON'T KNOW
- 9 REFUSED

[IF YES, ASK:]

12J1 For about how many days [out of the last 30 days] did you experience  
this?

[IF NECESSARY: Your best guess is fine.]

\_\_\_\_\_ ENTER NUMBER OF DAYS //RANGE=1-30//

98 DON'T KNOW

99 REFUSED

13 *The next set of questions is about persistent cough.*

13A Have you ever sought the care of a doctor or other health professional for a persistent cough?

1 YES

2 NO

8 DON'T KNOW

9 REFUSED

13B Have you experienced a persistent cough in the last 12 months?

1 YES

2 NO

8 DON'T KNOW

9 REFUSED

[IF 13B = 1, ASK 13C, ELSE SKIP TO Q14]

13C Have you experienced a persistent cough in the last 30 days?

1 YES

2 NO

8 DON'T KNOW

9 REFUSED

[IF 13C = 1, ASK 13D, ELSE SKIP TO Q14]

13D How often have you had a persistent cough in the last 30 days? Estimate the number of days.

[IF NECESSARY: Your best guess is fine.]

\_\_\_\_\_ ENTER NUMBER OF DAYS //RANGE=1-30//

- 98 DON'T KNOW
- 99 REFUSED

13E Does your persistent cough occur only when clearing your throat?

- 1 YES
- 2 NO
  
- 8 DON'T KNOW
- 9 REFUSED

13F Do you usually cough as much as 4 to 6 times a day, 4 or more days out of the week?

- 1 YES
- 2 NO
  
- 8 DON'T KNOW
- 9 REFUSED

13G Do you usually cough at all when getting up or first thing in the morning?

- 1 YES
- 2 NO
  
- 8 DON'T KNOW
- 9 REFUSED

13H Do you usually cough at all during the rest of the day or at night?

- 1 YES
- 2 NO
  
- 8 DON'T KNOW
- 9 REFUSED

13I Do you usually cough like this on most days for 3 consecutive months or more during the year?

- 1 YES
- 2 NO
  
- 8 DON'T KNOW
- 9 REFUSED

13J For how many years have you had this cough?

[IF NECESSARY: Your best guess is fine.]

\_\_\_\_\_ ENTER NUMBER OF YEARS [Range: 1-99]



98 DON'T KNOW  
99 REFUSED

/IF 13J >AGE SOFT EDIT/

13JCHECK Earlier you said you were [AGE] years old, but I thought you just said you had had the cough for [J13] number of years. Is that correct?

1 CORRECT 13J  
2 LEAVE AS IS

14 *The next questions ask about health conditions diagnosed by a doctor or other health professional.*

/PROGRAMMER: Question stem remains up for 14A through 14Q/  
Have you **ever** been told by a doctor or other health professional that you had . . .

/QUESTION STEM OPTIONAL [IN BRACKETS] FOR 14C – 14Q/

14A Hypertension (high-per-TEN-shun) or high blood pressure

1 YES  
2 NO  
  
8 DON'T KNOW  
9 REFUSED

IF YES, ASK:

14A1 In what year did a doctor or other health professional first tell you that you had hypertension, also called high blood pressure?

\_\_\_\_\_ ENTER YEAR

9998 DON'T KNOW  
9999 REFUSED

[IF 14A1=2001 OR 'DON'T KNOW']

14A2 Did a doctor or other health professional first tell you that [you/he/she] had hypertension, also called high blood pressure, before 9/11 or after 9/11?

1 BEFORE 9/11  
2 AFTER 9/11  
8 DON'T KNOW  
9 REFUSED

14B Angina, also called angina pectoris (ann-GINE-uh PECK-ter-iss)

- 1 YES
- 2 NO
  
- 8 DON'T KNOW
- 9 REFUSED

IF YES, ASK:

14B1 In what year did a doctor or other health professional first tell you that you had angina, also called angina pectoris?

\_\_\_\_\_ ENTER YEAR

- 9998 DON'T KNOW
- 9999 REFUSED

[IF 14B1=2001 OR 'DON'T KNOW']

14B2 Did a doctor or other health professional first tell you that [you/he/she] had angina, also called angina pectoris, before 9/11 or after 9/11?

- 1 BEFORE 9/11
- 2 AFTER 9/11
- 8 DON'T KNOW
- 9 REFUSED

14C A heart attack or myocardial infarction (my-oh-CARD-ee-ul in-FARK-shun)

- 1 YES
- 2 NO
  
- 8 DON'T KNOW
- 9 REFUSED

IF YES, ASK:

14C1 In what year did a doctor or other health professional first tell you that you had a heart attack, also called myocardial infarction?

\_\_\_\_\_ ENTER YEAR

- 9998 DON'T KNOW
- 9999 REFUSED

[IF 14C1=2001 OR 'DON'T KNOW']

14C2 Did a doctor or other health professional first tell you that [you/he/she] had a heart attack, also called myocardial infarction, before 9/11 or after 9/11?

- 1 BEFORE 9/11
- 2 AFTER 9/11
- 8 DON'T KNOW
- 9 REFUSED

14D Other heart disease

- 1 YES
- 2 NO
  
- 8 DON'T KNOW
- 9 REFUSED

IF YES, ASK:

14D1 In what year did a doctor or other health professional first tell you that you had any other kind of heart condition or heart disease?

\_\_\_\_\_ ENTER YEAR

- 9998 DON'T KNOW
- 9999 REFUSED

[IF 14D1=2001 OR 'DON'T KNOW']

14D2 Did a doctor or other health professional first tell you that [you/he/she] had any other kind of heart condition or heart disease before 9/11 or after 9/11?

- 1 BEFORE 9/11
- 2 AFTER 9/11
- 8 DON'T KNOW
- 9 REFUSED

14E Stroke

- 1 YES
- 2 NO
  
- 8 DON'T KNOW
- 9 REFUSED

IF YES, ASK:

14E1 In what year did a doctor or other health professional first tell you that you had a stroke?

\_\_\_\_\_ ENTER YEAR

- 9998 DON'T KNOW
- 9999 REFUSED

[IF 14E1=2001 OR 'DON'T KNOW']

14E2 Did a doctor or other health professional first tell you that [you/he/she] a stroke before 9/11 or after 9/11?

- 1 BEFORE 9/11
- 2 AFTER 9/11
- 8 DON'T KNOW
- 9 REFUSED

14F Diabetes (die-uh-BEE-tees) or sugar diabetes

- 1 YES
- 2 NO
  
- 8 DON'T KNOW
- 9 REFUSED

IF YES, ASK:

14F1 In what year did a doctor or other health professional first tell you that you had diabetes or sugar diabetes?

\_\_\_\_\_ ENTER YEAR

- 9998 DON'T KNOW
- 9999 REFUSED

[IF 14F1=2001 OR 'DON'T KNOW']

14F2 Did a doctor or other health professional first tell you that [you/he/she] diabetes or sugar diabetes before 9/11 or after 9/11?

- 1 BEFORE 9/11
- 2 AFTER 9/11
- 8 DON'T KNOW
- 9 REFUSED

14G Cancer or malignancy (mul-IG-nen-see)

- 1 YES
- 2 NO
  
- 8 DON'T KNOW
- 9 REFUSED

IF YES, ASK:

14G1 In what year did a doctor or other health professional first tell you that you had cancer or a malignancy of any kind?

\_\_\_\_\_ ENTER YEAR

- 9998 DON'T KNOW

9999 REFUSED

[IF 14G1=2001 OR 'DON'T KNOW']

14G2 Did a doctor or other health professional first tell you that [you/he/she] cancer or a malignancy of any kind before 9/11 or after 9/11?

- 1 BEFORE 9/11
- 2 AFTER 9/11
- 8 DON'T KNOW
- 9 REFUSED

14G3 What kind of cancer was it?

- 01 BLADDER
- 02 BLOOD
- 03 BONE
- 04 BRAIN
- 05 BREAST
- 06 CERVIX (SERV-iks)
- 07 COLON
- 08 ESOPHAGUS (ee-SAHF-uh-guss)
- 09 GALLBLADDER
- 10 KIDNEY
- 11 LARYNX-WINDPIPE (LAIR-inks)
- 12 LEUKEMIA
- 13 LIVER
- 14 LUNG
- 15 LYMPHOMA/Hodgkins (lim-FOH-mah)
- 16 MELANOMA (mell-uh-NOH-mah)
- 17 MOUTH/TONGUE/LIP
- 18 OVARY
- 19 PANCREAS (PANG-kree-iss)
- 20 PROSTATE (PRAH-state)
- 21 RECTUM
- 22 SKIN (NON-MELANOMA)
- 23 SKIN (DON'T KNOW WHAT KIND)
- 24 SOFT TISSUE
- 25 STOMACH
- 26 TESTIS (TEST-iss)
- 27 THROAT – PHARYNX (FAIR-inks)
- 28 THYROID (THIGH-royd)
- 29 UTERUS (UTE-er-us)
  
- 96 OTHER (specify)
  
- 98 DON'T KNOW
- 99 REFUSED

/IF 14G3 = 15 ASK/

14G3\_1 Was it Hodgkins or non-Hodgkins lymphoma?

- 1 HODGKINS
- 2 NON-HODGKINS LYMPHOMA
  
- 8 DON'T KNOW
- 9 REFUSED

14H Depression

- 1 YES
- 2 NO
  
- 8 DON'T KNOW
- 9 REFUSED

IF YES, ASK:

14H1 In what year did a doctor or other health professional first tell you that you had depression?

\_\_\_\_\_ ENTER YEAR

- 9998 DON'T KNOW
- 9999 REFUSED

[IF 14H1=2001 OR 'DON'T KNOW']

14H2 Did a doctor or other health professional first tell you that [you/he/she] depression before 9/11 or after 9/11?

- 1 BEFORE 9/11
- 2 AFTER 9/11
- 8 DON'T KNOW
- 9 REFUSED

14I Post-traumatic stress disorder or PTSD

- 1 YES
- 2 NO
  
- 8 DON'T KNOW
- 9 REFUSED

IF YES, ASK:

14I1 In what year did a doctor or other health professional first tell you that you had post-traumatic stress disorder or PTSD?

\_\_\_\_\_ ENTER YEAR

- 9998 DON'T KNOW
- 9999 REFUSED

[IF 14I1=2001 OR 'DON'T KNOW']

14I2 Did a doctor or other health professional first tell you that [you/he/she] had post-traumatic stress disorder or PTSD, before 9/11 or after 9/11?

- 1 BEFORE 9/11
- 2 AFTER 9/11
- 8 DON'T KNOW
- 9 REFUSED

14J Anxiety disorder, other than PTSD

- 1 YES
- 2 NO
  
- 8 DON'T KNOW
- 9 REFUSED

IF YES, ASK:

14J1 In what year did a doctor or other health professional first tell you that you had an anxiety disorder, other than PTSD?

\_\_\_\_\_ ENTER YEAR

- 9998 DON'T KNOW
- 9999 REFUSED

[IF 14J1=2001 OR 'DON'T KNOW']

14J2 Did a doctor or other health professional first tell you that [you/he/she] had an anxiety disorder, other than PTSD, before 9/11 or after 9/11?

- 1 BEFORE 9/11
- 2 AFTER 9/11
- 8 DON'T KNOW
- 9 REFUSED

14K Hay fever or allergic rhinitis (rye-NYE-tiss)

- 1 YES
- 2 NO
  
- 8 DON'T KNOW
- 9 REFUSED

IF YES, ASK:

14K1 In what year did a doctor or other health professional first tell you that you had hay fever or allergic rhinitis?

\_\_\_\_\_ ENTER YEAR

9998 DON'T KNOW  
9999 REFUSED

[IF 14K1=2001 OR 'DON'T KNOW']

14K2 Did a doctor or other health professional first tell you that [you/he/she] had hay fever or allergic rhinitis before 9/11 or after 9/11?

1 BEFORE 9/11  
2 AFTER 9/11  
8 DON'T KNOW  
9 REFUSED

14L Chronic bronchitis (brahn-KITE-iss)

1 YES  
2 NO  
  
8 DON'T KNOW  
9 REFUSED

IF YES, ASK:

14L1 In what year did a doctor or other health professional first tell you that you had chronic bronchitis?

\_\_\_\_\_ ENTER YEAR

9998 DON'T KNOW  
9999 REFUSED

[IF 14L1=2001 OR 'DON'T KNOW']

14L2 Did a doctor or other health professional first tell you that [you/he/she] had chronic bronchitis before 9/11 or after 9/11?

1 BEFORE 9/11  
2 AFTER 9/11  
8 DON'T KNOW  
9 REFUSED

14M Emphysema (em-fizz-EEM-ah)

1 YES  
2 NO  
  
8 DON'T KNOW  
9 REFUSED

IF YES, ASK:



14M1 In what year did a doctor or other health professional first tell you that you had emphysema?

\_\_\_\_\_ ENTER YEAR

9998 DON'T KNOW

9999 REFUSED

[IF 14M1=2001 OR 'DON'T KNOW']

14M2 Did a doctor or other health professional first tell you that [you/he/she] had emphysema before 9/11 or after 9/11?

1 BEFORE 9/11

2 AFTER 9/11

8 DON'T KNOW

9 REFUSED

14N Reactive airway disease, also called RADS (pron: "rads")

1 YES

2 NO

8 DON'T KNOW

9 REFUSED

IF YES, ASK:

14N1 In what year did a doctor or other health professional first tell you that you had reactive airway disease, also called RADS?

\_\_\_\_\_ ENTER YEAR

9998 DON'T KNOW

9999 REFUSED

[IF 14N1=2001 OR 'DON'T KNOW']

14N2 Did a doctor or other health professional first tell you that [you/he/she] had reactive airway disease, also called RADS, before 9/11 or after 9/11?

1 BEFORE 9/11

2 AFTER 9/11

8 DON'T KNOW

9 REFUSED

14O Sarcoidosis (sar-coy-DOH-siss)

1 YES

2 NO

8 DON'T KNOW

9 REFUSED

IF YES, ASK:

14O1 In what year did a doctor or other health professional first tell you that you had sarcoidosis (sar-coy-DOH-siss)?

\_\_\_\_\_ ENTER YEAR

9998 DON'T KNOW

9999 REFUSED

[IF 14O1=2001 OR 'DON'T KNOW']

14O2 Did a doctor or other health professional first tell you that [you/he/she] had sarcoidosis (sar-coy-DOH-siss) before 9/11 or after 9/11?

1 BEFORE 9/11

2 AFTER 9/11

8 DON'T KNOW

9 REFUSED

14P Any other lung disease, for instance pulmonary fibrosis, or granulomatous (gran-you-LOH-muh-tuss) lung disease

1 YES

2 NO

8 DON'T KNOW

9 REFUSED

IF YES, ASK:

14P1 In what year did a doctor or other health professional first tell you that you had any other lung disease?

\_\_\_\_\_ ENTER YEAR

9998 DON'T KNOW

9999 REFUSED

[IF 14P1=2001 OR 'DON'T KNOW']

14P2 Did a doctor or other health professional first tell you that [you/he/she] had any other lung disease before 9/11 or after 9/11?

1 BEFORE 9/11

2 AFTER 9/11

8 DON'T KNOW

9 REFUSED

14P3 What other lung disease was it?

Specify: \_\_\_\_\_

- 8 DON'T KNOW
- 9 REFUSED

14Q Some other disease that is not lung related?

- 1 YES
- 2 NO
  
- 8 DON'T KNOW
- 9 REFUSED

IF YES, ASK:

14Q1 What other disease was it?

Specify: \_\_\_\_\_

- 8 DON'T KNOW
- 9 REFUSED

14Q2 In what year did a doctor or other health professional first tell you that you had some other disease, not lung related?

\_\_\_\_\_ ENTER YEAR

- 9998 DON'T KNOW
- 9999 REFUSED

[IF 14Q2=2001 OR 'DON'T KNOW']

14Q3 Did a doctor or other health professional first tell you that [you/he/she] had some other disease, not lung related, before 9/11 or after 9/11?

- 1 BEFORE 9/11
- 2 AFTER 9/11
- 8 DON'T KNOW
- 9 REFUSED

15 Have you ever been told by a doctor or other health professional that you had asthma (AZZ-ma)?

- 1 YES
- 2 NO
  
- 8 DON'T KNOW

9 REFUSED

[IF 15= 01 ASK, ELSE SKI P TO 16]

15A What year were you first told by a doctor or other health professional that you had asthma?

\_\_\_\_\_ ENTER YEAR

9998 DON'T KNOW

9999 REFUSED

[IF 15A=2001 OR 'DON'T KNOW']

15B Was this before September 11, 2001?

1 YES

2 NO

8 DON'T KNOW

9 REFUSED

15C During the last 12 months, have you had an episode of asthma or an asthma attack?

1 YES

2 NO

8 DON'T KNOW

9 REFUSED

15D During the last 12 months, how many times did you visit an emergency room or urgent care center because of asthma?

\_\_\_\_\_ ENTER NUMBER OF VISITS

98 DON'T KNOW

99 REFUSED

15E In the last 12 months, have you used an inhaler prescribed by a doctor for asthma?

1 YES

2 NO

8 DON'T KNOW

9 REFUSED

Now I am going to ask you some questions about your healthcare....

16 About how long has it been since you last visited a doctor for a routine checkup? A routine checkup is a general physical exam, not an exam for a specific injury, illness, or condition.

[INTERVIEWER: READ RESPONSES ONLY IF NECESSARY. STOP WHEN RESPONDENT PROVIDES A RESPONSE.]

- 1 WITHIN PAST YEAR (WITHIN THE LAST 12 MONTHS)
- 2 OVER A YEAR BUT LESS THAN 2 YEARS AGO
- 3 OVER 2 YEARS AGO BUT LESS THAN 5 YEARS AGO
- 4 5 OR MORE YEARS AGO
- 5 NEVER IN MY LIFE
  
- 8 DON'T KNOW
- 9 REFUSED

17 Was there a time when you needed health care, but did not get it during the last 12 months?

- 1 YES
- 2 NO
  
- 8 DON'T KNOW
- 9 REFUSED

[IF 17 = 01, ASK, ELSE SKIP TO 18]

17A I am going to read you a list of types of healthcare you may have needed but did not get during the last 12 months. Please tell me all that apply to you.

01-YES 02-NO 98-DK 99-REF

- 01 Routine check-up
- 02 A specialist (for instance a dermatologist or a surgeon)
- 03 Inpatient care (for instance hospitalization)
- 04 Diagnostic services (for instance radiology)
- 05 Outpatient care (for instance seeing a doctor for the flu)
- 06 Prescription medicines
- 07 Mental health care or counseling
- 08 Dental care
- 09 Eye exam or glasses
- 10 Something else (SPECIFY)

17B Now, I am going to read you a list of reasons why you may have been prevented from getting the health care that you needed in the last 12 months. Please tell me all that apply to you.

01-YES 02-NO 98-DK 99-REF

- 1 Lacked money
- 2 Lacked insurance
- 3 Lacked transportation
- 4 Lacked childcare
- 5 Did not know where to go for care
- 6 Was unable to find a provider who could diagnose or treat my condition
- 7 Some other reason (SPECIFY)

17C Regarding health care that you did not receive in the last 12 months, were you seeking health care for a problem that may be related to September 11, 2001?

- 1 YES
- 2 NO
- 8 DON'T KNOW
- 9 REFUSED

#### Emotional Health

18 Now, I am going to ask you some questions about how you have been feeling during the **last 30 days...**

18A In the last 30 days, about how often did you feel ...

So **sad** that nothing could cheer you up?

- 1 All of the time
- 2 Most of the time
- 3 Some of the time
- 4 A little of the time
- 5 None of the time
- 8 DON'T KNOW
- 9 REFUSED

18B In the last 30 days, about how often did you feel

**Nervous?**

- 1 All of the time
- 2 Most of the time
- 3 Some of the time
- 4 A little of the time
- 5 None of the time
- 8 DON'T KNOW
- 9 REFUSED

18C [In the past 30 days, how often did you feel]

**Restless or fidgety?**

- 1 All of the time
- 2 Most of the time
- 3 Some of the time
- 4 A little of the time
- 5 None of the time
  
- 8 DON'T KNOW
- 9 REFUSED

18D [In the past 30 days, how often did you feel:]

**Hopeless?**

- 1 All of the time
- 2 Most of the time
- 3 Some of the time
- 4 A little of the time
- 5 None of the time
  
- 8 DON'T KNOW
- 9 REFUSED

18E [In the past 30 days, how often did you feel:]

**That everything was an effort?**

- 1 All of the time
- 2 Most of the time
- 3 Some of the time
- 4 A little of the time
- 5 None of the time
  
- 8 DON'T KNOW
- 9 REFUSED

18F [In the past 30 days, how often did you feel:]

**Worthless?**

- 1 All of the time
- 2 Most of the time
- 3 Some of the time
- 4 A little of the time
- 5 None of the time
  
- 8 DON'T KNOW
- 9 REFUSED

19 During the last 12 months, have you seen or talked to a professional for a mental or emotional problem?

[IF NECESSARY: For instance, a doctor, psychiatrist, psychologist, counselor, nurse, social worker, other health professional or clergy member]

- 1 YES
- 2 NO
  
- 8 DON'T KNOW
- 9 REFUSED

20 During the last 12 months, have you taken any medication that was prescribed to you to treat a mental or emotional condition?

- 1 YES
- 2 NO
  
- 8 DON'T KNOW
- 9 REFUSED

#### Tobacco and Alcohol

The next set of questions asks about tobacco and alcohol use. Please answer as best as you can. Your answers are confidential.

21. Do you now smoke cigarettes every day, some days, or not at all?

- 1 EVERY DAY
- 2 SOME DAYS
- 3 NOT AT ALL (GO TO 22A)
- 8 DON'T KNOW (GO TO 22A)
- 9 REFUSED (GO TO 22A)

21A. About how many cigarettes on average do you smoke per day?

NUMBER: \_\_\_\_\_ [RANGE: 0 – 97]

[97 = 97 OR MORE]

- 98 DON'T KNOW
- 99 REFUSED

IF Q21 = 2 SOME DAYS, ASK Q21B. ELSE, SKIP TO Q21C.

21B. On average, about how many days per month [do you/does SUBJECT] smoke?

DAYS PER MONTH: \_\_\_\_\_ [RANGE: 0 – 31]

DON'T KNOW



REFUSED

21C. During the last 30 days, what brand of cigarettes did you smoke most often? The brand is the name that is on the pack.

[INTEVIEWER: DO NOT READ RESPONSES.]

- 01 AMERICAN SPIRIT
- 02 ANY OR CHEAPEST
- 03 BASIC
- 04 BENSON & HEDGES
- 05 CAMEL
- 06 CAPRI
- 07 CARLTON
- 08 DORAL
- 09 GENERIC
- 10 GPC
- 11 KENT
- 12 KOOL
- 13 LIGGETT SELECT
- 14 LOOSIE (UNKNOWN)
- 15 MARLBORO
- 16 MERIT
- 17 MISTY
- 18 MONARCH
- 19 NEWPORT
- 20 OLD GOLD
- 21 PALL MALL
- 22 PARLIAMENT
- 23 ROLL YOUR OWN
- 24 SALEM
- 25 USA GOLD
- 26 VICEROY
- 27 VIRGINIA SLIMS
- 28 WINSTON
- 29 OTHER BRAND
- 30 ROLL OWN
- 31 UNKNOWN BRAND
- 32 OTHER, PLEASE SPECIFY: \_\_\_\_\_

22A A drink of alcohol is 1 can or bottle of beer, 1 glass of wine, 1 can or bottle of wine cooler, 1 cocktail, or 1 shot of liquor. During the last 30 days, how many days per week or per month did you have at least one drink of any alcoholic beverage?

- 01 ENTER DAYS PER WEEK
- 02 ENTER DAYS PER MONTH
- 00 NO DRINKS IN PAST 30 DAYS **[Go to next PTSD section]**

98 DON'T KNOW [Go to next PTSD section]  
99 REFUSED [Go to next PTSD section]

22B During the last 30 days, on the days when you drank, about how many drinks did you drink on the average?

[IF NECESSARY: A drink of alcohol is 1 can or bottle of beer, 1 glass of wine, 1 can or bottle of wine cooler, 1 cocktail, or 1 shot of liquor.]

\_\_\_\_\_ ENTER NUMBER OF DRINKS

00 NONE  
98 DON'T KNOW  
99 REFUSED

22C Considering all types of alcoholic beverages, how many times during the last 30 days did you have **5** or more drinks on one occasion?

[IF NECESSARY: A drink of alcohol is 1 can or bottle of beer, 1 glass of wine, 1 can or bottle of wine cooler, 1 cocktail, or 1 shot of liquor.]

\_\_\_\_\_ ENTER NUMBER OF TIMES

00 NONE  
98 DON'T KNOW  
99 REFUSED

### PTSD Symptoms

23 I'm going to read you a list of problems and complaints that people sometimes have in response to stressful experiences like the events of September 11, 2001. Please tell me how much you have been bothered by each problem in the last 30 days.

23A In the last 30 days, how much have you been bothered by repeated, disturbing memories, thoughts, or images of the events of 9/11?

[INTERVIEWER: READ RESPONSES]

1 Extremely  
2 Quite a bit  
3 Moderately  
4 A little bit  
5 Not at all  
  
8 DON'T KNOW  
9 REFUSED

23B In the last 30 days, how much have you been bothered by repeated, disturbing dreams of the events of 9/11?

[INTERVIEWER: READ RESPONSES]

- 1 Extremely
- 2 Quite a bit
- 3 Moderately
- 4 A little bit
- 5 Not at all

- 8 DON'T KNOW
- 9 REFUSED

23C [In the last 30 days, how much have you been bothered by] suddenly acting or feeling as if the events of 9/11 were happening again (as if you were reliving it)?

[INTERVIEWER: READ RESPONSES ONLY IF NECESSARY.]

- 1 Extremely
- 2 Quite a bit
- 3 Moderately
- 4 A little bit
- 5 Not at all

- 8 DON'T KNOW
- 9 REFUSED

23D [In the last 30 days, how much have you been bothered by] feeling very upset when something reminded you of the events of 9/11?

[INTERVIEWER: READ RESPONSES ONLY IF NECESSARY.]

- 1 Extremely
- 2 Quite a bit
- 3 Moderately
- 4 A little bit
- 5 Not at all

- 8 DON'T KNOW
- 9 REFUSED

23E [In the last 30 days, how much have you been bothered by] having physical reactions (for instance, heart pounding, trouble breathing, sweating) when something reminded you of the events of 9/11?

[INTERVIEWER: READ RESPONSES ONLY IF NECESSARY.]

- 1 Extremely
- 2 Quite a bit
- 3 Moderately

- 4 A little bit
- 5 Not at all
  
- 8 DON'T KNOW
- 9 REFUSED

23F In the last 30 days, how much have you been bothered by avoiding thinking about or talking about the events of 9/11 or avoiding having feelings related to it?

[INTERVIEWER: READ RESPONSES.]

- 1 Extremely
- 2 Quite a bit
- 3 Moderately
- 4 A little bit
- 5 Not at all
  
- 8 DON'T KNOW
- 9 REFUSED

23G [In the last 30 days, how much have you been bothered by] avoiding activities or situations because they remind you of the events of 9/11?

[INTERVIEWER: READ RESPONSES ONLY IF NECESSARY.]

- 1 Extremely
- 2 Quite a bit
- 3 Moderately
- 4 A little bit
- 5 Not at all
  
- 8 DON'T KNOW
- 9 REFUSED

23H [In the last 30 days, how much have you been bothered by] trouble remembering important parts of the events of 9/11?

[INTERVIEWER: READ RESPONSES ONLY IF NECESSARY.]

- 1 Extremely
- 2 Quite a bit
- 3 Moderately
- 4 A little bit
- 5 Not at all
  
- 8 DON'T KNOW
- 9 REFUSED

23I [In the last 30 days, how much have you been bothered by] loss of interest in activities that you used to enjoy?

[INTERVIEWER: READ RESPONSES ONLY IF NECESSARY.]

- 1 Extremely
- 2 Quite a bit
- 3 Moderately
- 4 A little bit
- 5 Not at all
  
- 8 DON'T KNOW
- 9 REFUSED

23J [In the last 30 days, how much have you been bothered by] feeling distant or cut off from other people?

[INTERVIEWER: READ RESPONSES ONLY IF NECESSARY.]

- 1 Extremely
- 2 Quite a bit
- 3 Moderately
- 4 A little bit
- 5 Not at all
  
- 8 DON'T KNOW
- 9 REFUSED

23K In the last 30 days, how much have you been bothered by feeling emotionally numb or being unable to have loving feelings for those close to you?

[INTERVIEWER: READ RESPONSES.]

- 1 Extremely
- 2 Quite a bit
- 3 Moderately
- 4 A little bit
- 5 Not at all
  
- 8 DON'T KNOW
- 9 REFUSED

23L [In the last 30 days, how much have you been bothered by] feeling as if your future somehow will be cut short?

[INTERVIEWER: READ RESPONSES ONLY IF NECESSARY.]

- 1 Extremely
- 2 Quite a bit
- 3 Moderately
- 4 A little bit
- 5 Not at all
  
- 8 DON'T KNOW

9 REFUSED

23M [In the last 30 days, how much have you been bothered by] trouble falling or staying asleep?

[INTERVIEWER: READ RESPONSES ONLY IF NECESSARY.]

- 1 Extremely
- 2 Quite a bit
- 3 Moderately
- 4 A little bit
- 5 Not at all

8 DON'T KNOW

9 REFUSED

23N [In the last 30 days, how much have you been bothered by] feeling irritable or having angry outbursts?

[INTERVIEWER: READ RESPONSES ONLY IF NECESSARY.]

- 1 Extremely
- 2 Quite a bit
- 3 Moderately
- 4 A little bit
- 5 Not at all

8 DON'T KNOW

9 REFUSED

23O In the last 30 days, how much have you been bothered by having difficulty concentrating?

[INTERVIEWER: READ RESPONSES.]

- 1 Extremely
- 2 Quite a bit
- 3 Moderately
- 4 A little bit
- 5 Not at all

8 DON'T KNOW

9 REFUSED

23P [In the last 30 days, how much have you been bothered by] being "superalert" or watchful or on guard?

[INTERVIEWER: READ RESPONSES ONLY IF NECESSARY.]

- 1 Extremely
- 2 Quite a bit
- 3 Moderately

- 4 A little bit
- 5 Not at all
  
- 8 DON'T KNOW
- 9 REFUSED

23Q [In the last 30 days, how much have you been bothered by] feeling jumpy or easily startled?

[INTERVIEWER: READ RESPONSES ONLY IF NECESSARY.]

- 1 Extremely
- 2 Quite a bit
- 3 Moderately
- 4 A little bit
- 5 Not at all
  
- 8 DON'T KNOW
- 9 REFUSED

/ALL RESPONDENTS/

Sometimes people exposed to a traumatic event experience symptoms of distress. Some people may continue to suffer emotionally and have impaired functioning even after a significant amount of time has passed. If you or someone you know or love is still experiencing such difficulties, we encourage you to contact a mental health professional or call 1-800-LIFENET (800-543-3638). LifeNet is a toll-free number that you can call 24 hours a day, 7 days a week to get free, confidential mental health information and referrals.

We have a few more sections to go. I'd like to just check in with you now to see how you are doing with this survey before we continue.

ENTER TO CONTINUE

Dust and Debris Cloud Experience

24 The next series of questions are about the dust and debris (duh-BREE) cloud on September 11, 2001. These questions refer to the cloud in Lower Manhattan that resulted from the collapse of the World Trade Center Towers. We asked similar questions during the initial World Trade Center Health Registry interview, but we want to obtain additional information about your dust and debris cloud experience.

On September 11, 2001, were you in the dust and debris cloud that resulted from the collapse of the World Trade Center Towers?

- 1 YES
- 2 NO
  
- 8 DON'T KNOW
- 9 REFUSED

[IF YES, ASK 24A AND 25. ELSE, SKIP TO 26]

24A On September 11, 2001, when were you first caught in the dust and debris cloud?  
Was it:

- 1 After the first tower began to collapse, but before the collapse of the second tower
- 2 Less than 1 hour after the collapse of the second tower, or
- 3 More than 1 hour after the collapse of the second tower.
- 8 DON'T KNOW
- 9 REFUSED

25 I am going to describe several experiences you may have had in the dust and debris cloud on September 11, 2001. For each one, please tell me yes or no if you experienced this.

25A I could not see more than a couple of feet in front of me.

- 1 YES
- 2 NO
- 8 DON'T KNOW
- 9 REFUSED

25B I had trouble walking or finding my way because the dust was so thick.

- 1 YES
- 2 NO
- 8 DON'T KNOW
- 9 REFUSED

25C I had to find shelter, like under a car or in a doorway.

- 1 YES
- 2 NO
- 8 DON'T KNOW
- 9 REFUSED

25D I was covered from head to toe with dust and debris.

- 1 YES
- 2 NO
- 8 DON'T KNOW
- 9 REFUSED

25E I could not hear anything.



- 1 YES
- 2 NO
  
- 8 DON'T KNOW
- 9 REFUSED

26 Now I'm going to describe several experiences you may have had between September 11, 2001 and December 31, 2001? For each one, please tell me if you experienced this.

26A I smelled smoke or odors from the fires on most days at...

READ LIST, ENTER ALL THAT APPLY

- 1 My residence
- 2 My work
- 3 My school
- 4 On the street
  
- 5 NOT APPLICABLE/NONE OF THE ABOVE
  
- 8 DON'T KNOW
- 9 REFUSED

26B Debris or waste from 9/11 was transported nearby...

READ LIST, ENTER ALL THAT APPLY

- 1 My residence
- 2 My work
- 3 My school
- 4 On the street
  
- 5 NOT APPLICABLE/NONE OF THE ABOVE
  
- 8 DON'T KNOW
- 9 REFUSED

PRE27A Next I'd like to ask about your workplace experiences. First, did you have a primary workplace on September 11, 2001?

- 1 YES
- 2 NO (SKIP TO Q28)
  
- 8 DON'T KNOW (SKIP TO Q28)
- 9 REFUSED (SKIP TO Q28)

PRE27B Did you return to your primary workplace after the World Trade Center disaster?

- 1 YES
- 2 NO (SKIP TO Q28)
- 8 DON'T KNOW (SKIP TO Q28)
- 9 REFUSED (SKIP TO Q28)

27 Now I'm going to describe several conditions inside your primary workplace you may have seen upon your return after the WTC disaster. For each one please tell me yes or no if the condition applied to your workplace.

01-YES 02-NO 98-DK 99-REF

- 2 There was a fine coating of dust on surfaces.
- 3 There was a heavy coating of dust on surfaces, so thick you couldn't see what was underneath.
- 6 Debris from the disaster was present.
- 4 There were broken windows.
- 5 There was damage to workplace or furnishings.

[IF NECESSARY: By "damage", I mean broken or ruined furniture or furnishings, or structural damage to the building or rooms.]

- 9 There was some other condition (specify)

### Loss

The next few questions ask about loss as a result of September 11, 2001. We sincerely extend our sympathy to all who suffered any loss during or following the World Trade Center disaster. We are asking these questions because it is important to understand the emotional impact of the disaster on enrollees.

28 Did you think that you might be injured or killed during the WTC disaster on September 11, 2001?

- 1 YES
- 2 NO
- 8 DON'T KNOW
- 9 REFUSED

29 Since September 11, 2001, have you lost your job?

- 1 YES
- 2 NO
- 8 DON'T KNOW
- 9 REFUSED

[IF YES, ASK]

29A Was this as a result of the events of September 11, 2001?

- 1 YES
- 2 NO
  
- 8 DON'T KNOW
- 9 REFUSED

30 Did anyone you know die on September 11, 2001 as a result of the WTC disaster?

- 1 YES
- 2 NO
  
- 8 DON'T KNOW
- 9 REFUSED

[IF YES, ASK]

30A We sincerely extend our sympathy to you for your tragic loss on September 11, 2001. Would you please tell me your relationship to the person or people you know who died?

[DO NOT READ LIST, CHECK ALL THAT APPLY]

- 01 SPOUSE
- 02 PARTNER
- 03 CHILD OR CHILDREN
- 04 PARENT(S)
- 05 BROTHER(S) OR SISTER(S)
- 06 ONE OF YOUR BEST FRIENDS/ A VERY CLOSE FRIEND
- 07 CO-WORKER(s)
- 08 ANOTHER FAMILY MEMBER (SPECIFY)
- 09 FRIEND/ACQUAINTANCE
- 10 SOMEONE ELSE (SPECIFY)
  
- 98 DON'T KNOW
- 99 REFUSED

### Social Support

The next questions are about social support. There are no right or wrong answers to any of these questions. Please answer as best you can, based on your current situation.

31 About how many close friends do you have now? Close friends are people you feel at ease with and can talk with about what is on your mind. (You may include relatives.)

\_\_\_\_\_ ENTER NUMBER OF PEOPLE //RANGE=0-30//

- 98 DON'T KNOW
- 99 REFUSED

32 Over the last 12 months, about how often did you get together with friends or relatives, like going out together or visiting each other's homes? Would you say...

- 1 Every day
- 2 Several days a week
- 3 About once a week
- 4 2 or 3 times a month
- 5 About once a month
- 6 5 to 10 times a year
- 7 Or less than 5 times a year

- 8 DON'T KNOW
- 9 REFUSED

33 During the last thirty days, about how often have you...

/QUESTION STEM OPTIONAL [IN BRACKETS] FOR 33C – 33E/

33A Had friends over to your home? Please, do not count relatives. Would you say...

[INTERVIEWER: READ RESPONSES.]

- 1 Every day
- 2 Several days a week
- 3 About once a week
- 4 2 or 3 times a month
- 5 Once in the past month
- 6 Not at all in the past month

- 8 DON'T KNOW
- 9 REFUSED

33B Visited with friends at their homes? Please, again do not count relatives.

[INTERVIEWER: READ RESPONSES.]

- 1 Every day
- 2 Several days a week
- 3 About once a week
- 4 2 or 3 times a month
- 5 Once in the past month
- 6 Not at all in the past month

- 8 DON'T KNOW
- 9 REFUSED

33C Been on the telephone with close friends or relatives?

[INTERVIEWER: READ RESPONSES.]

- 1 Every day
- 2 Several days a week
- 3 About once a week
- 4 2 or 3 times a month
- 5 Once in the past month
- 6 Not at all in the past month
  
- 8 DON'T KNOW
- 9 REFUSED

33D Written a letter to a friend or relative, sent by mail or email?

[INTERVIEWER: READ RESPONSES.]

- 1 Every day
- 2 Several days a week
- 3 About once a week
- 4 2 or 3 times a month
- 5 Once in the past month
- 6 Not at all in the past month
  
- 8 DON'T KNOW
- 9 REFUSED

33E Attended a religious service?

[INTERVIEWER: READ RESPONSES.]

- 1 Every day
- 2 Several days a week
- 3 About once a week
- 4 2 or 3 times a month
- 5 Once in the past month
- 6 Not at all in the past month
  
- 8 DON'T KNOW
- 9 REFUSED

34 About how many volunteer groups or organizations do you belong to? For example, church groups, clubs, or parent groups you belong to because you want to.

\_\_\_\_\_ ENTER NUMBER OF GROUPS [RANGE: 0-97]

- 00 NONE
- 98 DON'T KNOW
- 99 REFUSED

[IF 34 DOES NOT EQUAL 00, 98 OR 99, ASK, ELSE SKIP TO 36]

35 How active are you in the affairs of these groups or clubs that you belong to? Would you say...

- 1 Very active, attend most meetings
- 2 Fairly active, attend fairly often
- 3 Not active, belong but hardly go
  
- 8 DON'T KNOW
- 9 REFUSED

Demographics

For these next/last [*'next' if modules to follow, 'last' if core only*] questions, I will be asking for some information about you and your household.

36 How many children less than 18 years of age currently live in your household?

\_\_\_\_\_ ENTER NUMBER OF CHILDREN

- 98 DON'T KNOW
- 99 REFUSED

37 What is your current marital status? Are you...

[INTERVIEWER: READ RESPONSES.]

- 1 Married
- 2 Not married, but living with a partner
- 3 Widowed
- 4 Divorced
- 5 Separated or not living with your spouse
- 6 Or have you never been married?
  
- 8 DON'T KNOW
- 9 REFUSED

[IF 37 = 06, SKIP TO 39]

38 What was your marital status on September 11, 2001?

[INTERVIEWER: READ ONLY IF NECESSARY. STOP WHEN RESPONDENT PROVIDES A RESPONSE.]

- 1 Married
- 2 Not married, but living with a partner
- 3 Widowed
- 4 Divorced
- 5 Separated or not living with your spouse
- 6 Or had you never been married?

- 8 DON'T KNOW
- 9 REFUSED

39 The next question is about your employment status. I'm going to read you a list of options. Please tell me which option applies to you. You may choose more than one option. Are you currently...

[INTERVIEWER: READ RESPONSES.]

- 01 Employed for full-time wages
- 02 Employed for part-time wages
- 03 Unable to work because of disability
- 04 Self-employed
- 05 Out of work for more than one year
- 06 Out of work for less than one year
- 07 A homemaker
- 08 A student
- 09 Retired
- 10 On maternity or paternity leave
  
- 98 DON'T KNOW
- 99 REFUSED

[IF 39 = 01, 02 OR 04 ASK, ELSE SKIP TO 44]

40 What kind of work are you doing at your main job or business?

[IF NECESSARY: Some examples might be 'construction', 'mail clerk', or 'computer specialist']

1 \_\_\_\_\_  
ENTER OCCUPATION

- 2 NOT APPLICABLE
- 8 DON'T KNOW
- 9 REFUSED

41 What are your most important activities on this job or business?

[IF NECESSARY: Some examples might be 'selling cars', 'keeping account books', 'operating printing press']

1 \_\_\_\_\_  
ENTER ACTIVITIES

- 2 NOT APPLICABLE
- 8 DON'T KNOW
- 9 REFUSED

42 For how many years have you done this kind of work?

1 \_\_\_\_\_ ENTER NUMBER OF YEARS

OR

2 \_\_\_\_\_ ENTER NUMBER OF MONTHS

03 NOT APPLICABLE

98 DON'T KNOW

99 REFUSED

43 Does your current position require you to work at multiple locations?

1 YES

2 NO

3 NOT APPLICABLE

8 DON'T KNOW

9 REFUSED

44 On September 11, 2001, were you a member of a union?

1 YES

2 NO

8 DON'T KNOW

9 REFUSED

[IF 44 = 01 ASK:]

44A Which union were you a member of?

[IF NECESSARY: Please tell me only the **primary** union you were a member of.]

[INTERVIEWER: IF GIVEN AN ACRONYM OR LOCAL NUMBER NOT ON THE LIST, PLEASE ASK RESPONDENT TO GIVE THE FULL NAME OF THE UNION]

/PROGRAMMER: THIS QUESTION SHOULD ALLOW ONLY A SINGLE RESPONSE/

01 AMERICAN FEDERATION OF GOVERNMENT EMPLOYEES

02 COMMUNICATIONS WORKERS OF AMERICA

03 CORRECTION OFFICERS' BENEVOLENT (ben-EH-vole-ent) ASSOCIATION

04 DETECTIVE'S ENDOWMENT ASSOCIATION

05 DISTRICT COUNCIL 37 (AFSCME: pron AFF-SKMEE)

06 INTERNATIONAL UNION OF OPERATING ENGINEERS

07 PATROLMEN'S BENEVOLENT ASSOCIATION



- 08 SANITATION OFFICER'S ASSOCIATION
- 09 SERGEANT'S BENEVOLENT (ben-EH-vole-ent) ASSOCIATION
- 10 UNIFORMED FIREFIGHTERS ASSOCIATION (UFA)
- 11 UNIFORMED FIRE OFFICERS ASSOCIATION (UFOA)
- 12 UNIFORMED SANITATIONMEN'S ASSOCIATION
- 13 UNITED FEDERATION OF TEACHERS (UFT)
- 14 OTHER (SPECIFY \_\_\_\_\_)
- 15 NOT APPLICABLE
- 98 DON'T KNOW
- 99 REFUSED

45 Have you received services from any of the following 9/11-related medical monitoring or treatment programs?

1=YES 2=NO 8=DK 9=REF

- 45A Bellevue (BELL-view) Hospital WTC Health Impacts Treatment Program
- 45B Charles B. Wang Community Health Center
- 45C FDNY WTC Medical Monitoring and Treatment Programs
- 45D The WTC Federal Responder Medical Screening Program
- 45E The WTC Health Effects Treatment Program at Mount Sinai (SIGN-eye)
- 45F The WTC Medical Monitoring Program coordinated by Mount Sinai (SIGN-eye)

[IF NECESSARY: This program has a number of providers, including Bellevue Hospital, Mt. Sinai, Nassau (NASS-aw) University, Queens College Ground Zero Health Watch, St. John's Riverside Hospital, SUNY (SOO-nee)-Stony Brook, UMDNJ-Robert Wood Johnson University Hospital, and others.]

- 45G Some other medical monitoring or treatment program (SPECIFY: \_\_\_\_\_)

Module 1

During the initial interview, you indicated that on September 11, 2001 you were living in Lower Manhattan. We would like to get a better understanding of your experience as a resident in Lower Manhattan and the methods used to clean the dust and debris from homes of residents in the area surrounding the World Trade Center. Please answer the following questions as accurately as you can recall.

- 1 CONTINUE
- 2 WAS NOT A RESIDENT IN LOWER MANHATTAN ON 9/11 - SKIP TO NEXT SECTION

A1 During the period of September 11, 2001 to September 18, 2001, did you leave your

home for at least 24 hours because of the World Trade Center attack?

- 1 YES
- 2 NO
  
- 8 DON'T KNOW
- 9 REFUSED

[IF A1 = 02, ASK, ELSE SKIP TO A2]

A1A There are a lot of reasons why people did not leave their homes. I am going to read you a list, please tell me which ones applied to you.

I did not leave my home for 24 hours or more between September 11 and September 18, 2001 because...

1=YES 2=NO 8=DK 9=REF

- A1A\_1 It wasn't necessary
- A1A\_2 I wanted to stay with my home
- A1A\_3 I wanted to stay and help with the recovery
- A1A\_4 I couldn't afford to leave
- A1A\_5 I had nowhere else to go
- A1A\_6 I was afraid to leave
- A1A\_7 I couldn't because of a disability
- A1A\_8 I couldn't because of a pet
- A1A\_9 I couldn't because of a loved one
  
- A1A\_10 Some other reason (SPECIFY)

A2 Now I'm going to describe several conditions inside your primary home after the World Trade Center disaster, but before any clean-up. For each one, please tell me yes if it applied to at least one room in your home.

1-YES 2-NO 8-DK 9-REF

- A2\_2 There was a fine coating of dust on surfaces.
- A2\_3 There was a heavy coating of dust on surfaces, so thick you couldn't see what was underneath.
- A2\_6 There were broken windows.
- A2\_4 There was damage to your home or furnishings.
- A2\_5 Debris from the disaster was present.

[IF NECESSARY: By "damage", I mean broken or ruined furniture or furnishings, or structural damage to the building or rooms.]

- A2\_9 There was some other condition (specify)

A3 Did you personally do any cleaning of your home following September 11, 2001?

- 1 YES
- 2 NO
  
- 8 DON'T KNOW
- 9 REFUSED

[IF A3 = 01, ASK, ELSE SKIP TO A4]

A3A Which of the following were done by you personally to clean your home following September 11, 2001?

*(Insert Interviewer help screen with the definition of a HEPA filter: A HEPA filter is a specially constructed filter membrane that allows a high volume of air flow and stops small particles from passing through.)*

1=YES 2=NO 8=DK 9=REF

- A3A1 I cleaned the ventilation ducts.
- A3A2 I cleaned with a damp cloth or wet mop or damp sponge.
- A3A3 I used a vacuum with a High-Efficiency Particulate Air, or HEPA (HEH-pah), filter.
- A3A4 I used a vacuum without a High-Efficiency Particulate Air, or HEPA, filter.
- A3A5 I dusted or swept without water.

A4 Did someone other than yourself clean your home following September 11, 2001?

- 1 YES
- 2 NO
  
- 8 DON'T KNOW
- 9 REFUSED

[ASK IF A4 = 01, ELSE SKIP TO A6]

A4A Who, other than yourself cleaned your home?

1=YES 2=NO 8=DK 9=REF

- A4A1 A licensed asbestos abatement contractor.
- A4A2 A janitorial or cleaning service.
- A4A3 A professional from the EPA clean-up program.
- A4A4 Someone else from another government agency.
- A4A5 A worker hired off the street.
- A4A6 Someone else whose qualifications you do not know.

A5 Which of the following were done by someone else other than yourself to clean your home following September 11, 2001?

*(Interviewer help screen with definition of HEP FILTER again)*

1=YES 2=NO 8=DK 9=REF

- A5A1 Someone else cleaned the ventilation ducts.
- A5A2 Someone else cleaned with a damp cloth or wet mop or damp sponge.
- A5A3 Someone else used a vacuum with a High-Efficiency Particulate Air, or HEPA, filter.
- A5A4 Someone else used a vacuum without a High-Efficiency Particulate Air, or HEPA, filter.
- A5A5 Someone dusted or swept without water.

A6 Were any of the following replaced in your home because of September 11, 2001?

[IF NECESSARY: Select all that apply to at least one room.]

[INTERVIEWER READ RESPONSES.]

- 1 Carpet or rugs
- 2 Furniture, either replaced or reupholstered
- 3 Drapes, blinds or curtains
- 4 Air conditioners
- 5 Nothing was replaced /THIS OPTION MUST BE UNIQUE/
- 6 SOMETHING NOT ON THIS LIST WAS REPLACED (SPECIFY)
- 8 DON'T KNOW
- 9 REFUSED

A7 The EPA clean-up program was a voluntary program during 2002 to 2003 for homes south of Canal Street in Manhattan. People had the option of signing up for cleaning and testing or for testing only. Was your home part of the EPA's clean-up program?

- 1 YES
- 2 NO
- 8 DON'T KNOW
- 9 REFUSED

[IF A7=01, ASK, ELSE GO TO NEXT SECTION]

A7A What did the EPA do to your home in 2002 or 2003? Did they...

- 1 Both clean and test?
- 2 Or test only?

- 8 DON'T KNOW
- 9 REFUSED

Module 2

During the initial interview, you indicated you evacuated from a building in Lower Manhattan on September 11, 2001. The building you evacuated from was on a list of buildings destroyed or damaged in the attacks. We would like to get a better understanding of your experience. Please answer the following questions as best you can.

- 1 CONTINUE
- 2 DID NOT EVACUATE – SKIP TO NEXT SECTION

B1 How did you evacuate the building? Did you use...

1=YES 2=NO 8=DK 9=REF

- B1\_1 An elevator
- B1\_2 Stairs
- B1\_3 An escalator
- B1\_4 Or something else? (Specify)

B2 Overall, about how much time did it take between when you decided to evacuate and when you got out of the building? Please, do not include the time it took you to get out of the area.

\_\_\_\_\_ ENTER NUMBER OF HOURS

AND/OR

\_\_\_\_\_ ENTER NUMBER OF MINUTES

- 98 DON'T KNOW
- 99 REFUSED

B3 I'm going to read you a list of conditions you may have experienced during your evacuation. For each one, please tell me whether it applied to you. While you were evacuating the building, did you encounter any of the following problems?

1=YES 2=NO 8=DK 9=REF

- B3A Fire or intense heat?
- B3B Poor lighting?
- B3C Lack of communication with officials?
- B3D Smoke?
- B3E Extreme crowding?
- B3F Panicky crowds or panicky people around me?
- B3G Water in the stairwell or lobby?
- B3H Locked or blocked doors in exit stairwells?
- B3I Non-functioning elevator?
- B3J You were overwhelmed by feelings of fear or panic.

B3K You encountered many flights of stairs and became exhausted.

B3L You were pushed or tripped or fell down.

B4 On September 11, 2001, did you have a disability or a health condition that limited your ability to walk down a large number of stairs?

1 YES

2 NO

8 DON'T KNOW

9 REFUSED

### Module 3

During the initial interview, you informed us that you were involved in the WTC rescue, recovery, or cleanup as a worker or volunteer. We would like to learn more about your experience with personal protective equipment, such as availability and training during that time.

1 CONTINUE

2 WAS NOT INVOLVED IN RESCUE, RECOVERY OR CLEANUP – SKIP TO NEXT SECTION

The next questions ask about your experience using respirators and masks, and it is important that we try to make it clear what the differences are between the two.

A "Half-Face Respirator" is a reusable device that covers your nose and mouth, and has filter cartridges that screw or snap into the face piece. A "Full Face Respirator" also has a clear shield that covers your whole face. Some full face respirators may have supplied air tanks instead of filters.

C1\_R Before September 11, 2001, such as at your usual job or volunteer work, did you receive training in the use of half face or full face respirators?

1 YES

2 NO

8 DON'T KNOW

9 REFUSED

[IF NECESSARY: A "Half-Face Respirator" is a reusable device that covers your nose and mouth, and has filter cartridges that screw or snap into the face piece. A "Full Face Respirator" also has a clear shield that covers your whole face. Some full face respirators may have supplied air tanks instead of filters.]

C2\_R During your World Trade Center related work, did you ever receive training in the use of half face or full-face respirators?

1 YES

2 NO

- 8 DON'T KNOW
- 9 REFUSED

[IF NECESSARY: A "Half-Face Respirator" is a reusable device that covers your nose and mouth, and has filter cartridges that screw or snap into the face piece. A "Full Face Respirator" also has a clear shield that covers your whole face. Some full face respirators may have supplied air tanks instead of filters.]

The next set of questions is about disposable masks.

C1\_M By 'disposable mask', I mean a paper mask that covers your mouth and nose, which has one or two elastic straps to fit around your ears and head. Some disposable paper masks may have a metal clip that you can press to fit around your nose. **ADDITIONAL CLARIFICATION, IF NEEDED:** A surgical mask is a disposable mask. Some disposable paper masks may have a small, plastic filter valve. Disposable masks may or may not have an "N95" or "P100" rating.

Before September 11, 2001, such as at your usual job or volunteer work, did you receive training in the use of disposable masks?

- 1 YES
- 2 NO
- 8 DON'T KNOW
- 9 REFUSED

C2\_M During your World Trade Center related work, did you ever receive training in the use of disposable masks?

- 1 YES
- 2 NO
- 8 DON'T KNOW
- 9 REFUSED

[IF NECESSARY: By 'disposable mask', I mean a paper mask that covers your mouth and nose, which has one or two elastic straps to fit around your ears and head. Some disposable paper masks may have a metal clip that you can press to fit around your nose. **ADDITIONAL CLARIFICATION, IF NEEDED:** A surgical mask is a disposable mask. Some disposable paper masks may have a small, plastic filter valve. Disposable masks may or may not have an "N95" or "P100" rating.]

C3 The next set of questions is about types of respirators and masks you used during World Trade Center related work. Please recall the definitions I read earlier of respirators and disposable masks.

[IF NECESSARY: A "Half-Face Respirator" is a reusable device that covers your nose and mouth, and has filter cartridges that screw or snap into the face piece. A "Full Face Respirator" also has a clear shield that covers your whole face. Some full face respirators may have supplied air tanks instead of filters.]

[IF NECESSARY: By 'disposable mask', I mean a paper mask that covers your mouth and nose, which has one or two elastic straps to fit around your ears and head. Some disposable paper masks may have a metal clip that you can press to fit around your nose. ADDITIONAL CLARIFICATION, IF NEEDED: A surgical mask is a disposable mask. Some disposable paper masks may have a small, plastic filter valve. Disposable masks may or may not have an "N95" or "P100" rating.]

C3\_A On September 11, 2001, which did you wear the most?

[INTERVIEWER: READ RESPONSES.]

- 1 Respirator
- 2 Disposable mask
- 3 Other
- 4 None
- 5 I was not involved in WTC work on September 11, 2001.
  
- 8 DK
- 9 REF

/IF C3\_A=1, ASK/

C3\_A1 Was that a FULL-FACE RESPIRATOR, or a HALF-FACE RESPIRATOR?

- 1 FULL-FACE RESPIRATOR
- 2 HALF-FACE RESPIRATOR
  
- 8 DON'T KNOW
- 9 REFUSED

[IF NECESSARY: A "Half-Face Respirator" is a reusable device that covers your nose and mouth, and has filter cartridges that screw or snap into the face piece. A "Full Face Respirator" also has a clear shield that covers your whole face. Some full face respirators may have supplied air tanks instead of filters.]

[IF NECESSARY: On September 11, 2001, did you wear a full-face respirator or a half-face respirator the most?]

/IF C3\_A=2, ASK/

C3\_A2 Did the disposable mask you wore the MOST have an "N95" or "P100" rating printed on the front, or any plastic valve?

- 1 RATING PRINTED ON FRONT, OR MENTIONS PLASTIC VALVE ON THE FRONT
- 2 NO RATING PRINTED ON THE FRONT
  
- 8 DON'T KNOW
- 9 REFUSED



C3\_B From September 12 to December 31, 2001, which did you wear the MOST? (Read all choices)?

[INTERVIEWER: READ RESPONSES.]

- 1 Respirator
- 2 Disposable mask
- 3 Other
- 4 None
- 5 I was not involved in WTC work from September 12, 2001 to December 31, 2001.
  
- 8 DK
- 9 REF

/IF C3\_B=1, ASK/

C3\_B1 Was that a FULL-FACE RESPIRATOR, or a HALF-FACE RESPIRATOR?

- 1 FULL-FACE RESPIRATOR
- 2 HALF-FACE RESPIRATOR
  
- 8 DON'T KNOW
- 9 REFUSED

[IF NECESSARY: A "Half-Face Respirator" is a reusable device that covers your nose and mouth, and has filter cartridges that screw or snap into the face piece. A "Full Face Respirator" also has a clear shield that covers your whole face. Some full face respirators may have supplied air tanks instead of filters.]

[IF NECESSARY: From September 12 to December 31, 2001, did you wear a full-face respirator or a half-face respirator the most?]

/IF C3\_B=2, ASK/

C3\_B2 Did the disposable mask you wore the MOST have an "N95" or "P100" rating printed on the front, or any plastic valve?

- 1 RATING PRINTED ON FRONT, OR MENTIONS PLASTIC VALVE ON THE FRONT
- 2 NO RATING PRINTED ON THE FRONT
  
- 8 DON'T KNOW
- 9 REFUSED

C3\_C From January 1, 2002 onward, which did you wear the MOST (Read all Choices)?

[INTERVIEWER: READ RESPONSES.]

- 1 Respirator
- 2 Disposable mask

- 3 Other
- 4 None
- 5 I was not involved in WTC work from January 1, 2002 onward.
- 8 DK
- 9 REF

/IF C3\_C=1, ASK/

C3\_C1 Was that a FULL-FACE RESPIRATOR, or a HALF-FACE RESPIRATOR?

- 1 FULL-FACE RESPIRATOR
- 2 HALF-FACE RESPIRATOR
- 8 DON'T KNOW
- 9 REFUSED

[IF NECESSARY: A "Half-Face Respirator" is a reusable device that covers your nose and mouth, and has filter cartridges that screw or snap into the face piece. A "Full Face Respirator" also has a clear shield that covers your whole face. Some full face respirators may have supplied air tanks instead of filters.]

[IF NECESSARY: From January 1, 2002 onward, did you wear a full-face respirator or a half-face respirator the most?]

/IF C3\_C=2, ASK/

C3\_C2 Did the disposable mask you wore the MOST have an "N95" or "P100" rating printed on the front, or any plastic valve?

- 1 RATING PRINTED ON FRONT, OR MENTIONS PLASTIC VALVE ON THE FRONT
- 2 NO RATING PRINTED ON THE FRONT
- 8 DON'T KNOW
- 9 REFUSED

/ASK C4 AND C5 IF C3\_A = 1, C3\_B = 1, OR C3\_C = 1/

C4 During your World Trade Center related work, on the days you wore any type of half face or full face RESPIRATOR...

C4\_A How often did it fit you well, that is, form a seal to your face? Would you say...

- 1 All of the time
- 2 Most of the time
- 3 Some of the time, or
- 4 None of the time
- 8 DON'T KNOW
- 9 REFUSED

C4\_B How often was it cleaned before you wore it? Would you say ...

- 1 All of the time
- 2 Most of the time
- 3 Some of the time, or
- 4 None of the time
  
- 8 DON'T KNOW
- 9 REFUSED

C4\_C How often were the cartridges, or filters, replaced before you wore it? Would you say...

- 1 All of the time
- 2 Most of the time
- 3 Some of the time, or
- 4 None of the time
  
- 8 DON'T KNOW
- 9 REFUSED

C5 I'd like to know whether you had a "Fit Test" for a respirator. There are several types of fit tests which require you to do short exercises such as talking and moving your head side-to-side while wearing the respirator. One type involves comparing dust levels inside and outside the respirator after the exercises. Another type involves spraying a test solution, such as banana oil or saccharine (SACK-er-in), under a hood while you wear the respirator to see if you can smell or taste the test solution.

During your World Trade Center related work, did you have a FIT TEST for at least one of the half face or full face respirators you used on or after September 11, 2001?

- 1 YES
- 2 NO
  
- 8 DON'T KNOW
- 9 REFUSED

#### Update Contact Information

I'd like to confirm your current contact information with you now so we can stay in touch with you in the future.

[IF NECESSARY: The World Trade Center Health Registry will be conducting follow-up surveys like this one every 2 to 3 years, and periodically we will also be sending information about the Registry's health findings, and 9/11-related services and resources to enrollees.]

- 1 Continue
  
- 9 End survey (GO TO D3)

/AT EACH QUESTION FROM THIS POINT FORWARD, ALLOW INTERVIEWER TO SKIP

DIRECTLY TO THANK YOU/

[FOR EACH QUESTION, IF FIELDS ARE MISSING SKIP THE CONFIRMATION QUESTION AND GO TO THE FOLLOW UP QUESTIONS TO OBTAIN MISSING INFORMATION.]

CON1. First, I have your name recorded as:

[SPELL OUT FULL NAME]

Is this correct?

- 01 YES
- 02 NO
  
- 98 DON'T KNOW
- 99 REFUSED

[IF CON1=01, GO TO CON 2, ELSE ASK:]

CON1A. What is your first name?

\_\_\_\_\_ ENTER FIRST NAME

CON1B. What is your last name?

\_\_\_\_\_ ENTER LAST NAME

CON1C. Is there a suffix, like Jr. or Sr.?

\_\_\_\_\_ ENTER SUFFIX

96 NO SUFFIX

/SKIP TO CON2A IF ANY OF RADD1, RCITY, RSTATE, OR RZIP IS MISSING/  
CON2. I have your mailing address listed as:

[RECALL MAILING ADDRESS]

Is this correct?

- 01 YES
- 02 NO
  
- 98 DON'T KNOW
- 99 REFUSED

[IF CON2=01, GO TO CON 3, ELSE ASK:]

CON2A. May I please have your street address?

- CON2B. Is there an Apartment Number:  
01 YES – ENTER APARTMENT NUMBER  
02 NO
- CON2C. In what City do you live?
- CON2D. In what State do you live? [IF NECESSARY: Or province]
- CON2E. What is the Zipcode? [IF NECESSARY: Or postal code]
- CON2F. Do you know the ZIP-plus-4 four-digit extension?

CON3. Now I'd like to confirm your telephone numbers. I have your **home** telephone number listed as:

[RECALL HOME PHONE]

Is this correct?

- 01 YES  
02 NO
- 98 DON'T KNOW  
99 REFUSED

[IF CON3=01, GO TO CON 4, ELSE ASK:]

CON3A. What is your home telephone number?

\_\_\_\_\_ ENTER HOME PHONE

- 96 DO NOT HAVE HOME PHONE
- 98 DON'T KNOW  
99 REFUSED

CON4. I have your cell phone listed as:

[RECALL CELL PHONE]

Is this correct?

- 01 YES  
02 NO
- 98 DON'T KNOW  
99 REFUSED

[IF CON4=01, GO TO CON 5, ELSE ASK:]

CON4A. What is your cell or wireless phone number?

\_\_\_\_\_ ENTER CELL PHONE

- 96 DO NOT HAVE CELL PHONE

97 CELL PHONE SAME AS HOME PHONE

98 DON'T KNOW

99 REFUSED

CON5. I have your work phone listed as:

[RECALL WORK PHONE]

Is this correct?

01 YES

02 NO

98 DON'T KNOW

99 REFUSED

[IF CON5=01, GO TO CON 6, ELSE ASK:]

CON5A. What is your work phone number?

\_\_\_\_\_ ENTER WORK PHONE

96 DO NOT HAVE WORK PHONE

98 DON'T KNOW

99 REFUSED

CON6. I have your primary e-mail address listed as:

[RECALL HOME EMAIL]

Is this correct?

01 YES

02 NO

98 DON'T KNOW

99 REFUSED

[IF CON6=01, GO TO CON 7, ELSE ASK:]

CON6A. What email address do you use most often?

\_\_\_\_\_ ENTER HOME EMAIL

96 DO NOT HAVE EMAIL

98 DON'T KNOW

99 REFUSED

[IF CON6A = 96, 98 OR 99 SKIP TO CON8]

CON7. I have another e-mail address for you, listed as:

[RECALL WORK EMAIL]

Is this correct?

- 01 YES
- 02 NO
  
- 98 DON'T KNOW
- 99 REFUSED

[IF CON7=01, GO TO CON 8, ELSE ASK:]

CON7A. Do you have another email address that you use?

\_\_\_\_\_ ENTER WORK EMAIL

- 96 DO NOT HAVE ANOTHER EMAIL
  
- 98 DON'T KNOW
- 99 REFUSED

[IF SECONDARY CONTACT 1 IS MISSING, SKIP TO CON11]

CON8. At the time of your initial interview, we asked you to provide us with the name, phone number, and address of people who know how to reach you. May we take a moment to update this information as well?

- 1 Continue
- 9 End survey (GO TO D3)

CON8A.

According to our records, you have identified {SECONDARY CONTACT 1}. Has their contact information changed? I have {RECALL SECONDARY CONTACT1 NAME, HOME PHONE, CELL PHONE, WORK PHONE, EMAIL, CITY, STATE, AND COUNTRY}

- 01 NO, INFORMATION HAS NOT CHANGED
- 02 CHANGE NAME
- 03 CHANGE CITY
- 04 CHANGE STATE
- 05 CHANGE COUNTRY
- 06 CHANGE HOME PHONE
- 07 CHANGE CELL PHONE
- 08 CHANGE WORK PHONE
- 09 CHANGE E-MAIL
  
- 96 DO NOT USE CONTACT

99 REFUSED

[IF SECONDARY CONTACT 2 IS MISSING, SKIP TO CON12]  
CON9. You also identified {SECONDARY CONTACT 2}.

Has their contact information changed? I have {RECALL SECONDARY CONTACT2 NAME,  
HOME PHONE, CELL PHONE, WORK PHONE, EMAIL, CITY, STATE, AND COUNTRY}

- 01 NO, INFORMATION HAS NOT CHANGED
- 02 CHANGE NAME
- 03 CHANGE CITY
- 04 CHANGE STATE
- 05 CHANGE COUNTRY
- 06 CHANGE HOME PHONE
- 07 CHANGE CELL PHONE
- 08 CHANGE WORK PHONE
- 09 CHANGE E-MAIL

96 DO NOT USE CONTACT

99 REFUSED

[IF SECONDARY CONTACT 3 IS MISSING, SKIP TO CON13]  
CON10. You also identified {SECONDARY CONTACT 3}.

Has their contact information changed? I have {RECALL SECONDARY CONTACT3 NAME,  
HOME PHONE, CELL PHONE, WORK PHONE, EMAIL, CITY, STATE, AND COUNTRY}

- 01 NO, INFORMATION HAS NOT CHANGED
- 02 CHANGE NAME
- 03 CHANGE CITY
- 04 CHANGE STATE
- 05 CHANGE COUNTRY
- 06 CHANGE HOME PHONE
- 07 CHANGE CELL PHONE
- 08 CHANGE WORK PHONE
- 09 CHANGE E-MAIL

96 DO NOT USE CONTACT

99 REFUSED

[ASK CON11 IF SECONDARY CONTACT 1 IS MISSING OR CON8=96]

CON11. We would like to be able to contact you periodically over the coming years. However, as people often move or change their contact information, so we would like to get the name and contact information for one or two other people who would know where we could reach you. Many people give a friend's or relative's name. May we take a moment to ask you who would be a good person for us to contact?

1 Continue



9 End survey (GO TO D3)

CON11A: What is their name? Would you spell that for me?  
\_\_\_\_\_ ENTER NAME

CON11B: And what is their relationship to you?  
\_\_\_\_\_ ENTER RELATIONSHIP

{INTERVIEWER NOTE FOR CON11C: IF RESPONDENT PROVIDES AN ALTERNATE NUMBER SUCH AS A CELL NUMBER OR WORK NUMBER IN PLACE OF A HOME PHONE NUMBER, ENTER THAT NUMBER HERE}

CON11C: May I have a home phone number?  
\_\_\_\_\_ ENTER PHONE NUMBER

{ADD LOGIC HERE TO HIDE CON11D, CON11E, CON11F, CON11G AND CON11G1. THE LOGIC WOULD SPECIFY THAT THESE QUESTIONS WILL BE DISPLAYED ONLY UNDER AN IMPOSSIBLE CONDITION.}

CON11D: Is there a cell phone number?  
\_\_\_\_\_ ENTER PHONE NUMBER

CON11E: And is there a work phone number?  
\_\_\_\_\_ ENTER PHONE NUMBER

CON11F: Do you have an email address for them?  
\_\_\_\_\_ ENTER E-MAIL ADDRESS

CON11G In what city and state do they live?  
\_\_\_\_\_ ENTER CITY  
\_\_\_\_\_ ENTER STATE

OR

\_\_\_\_\_ ENTER INTERNATIONAL CITY,  
STATE/PROVINCE

[IF INTERNATIONAL CITY, ASK:]

CON11G1 What country is that in?  
\_\_\_\_\_ ENTER COUNTRY

[ASK CON12 IF SECONDARY CONTACT 2 IS MISSING OR CON9=96]

CON12. Is there anyone else you would like to add as a contact?

01 YES  
02 NO

98 DON'T KNOW  
99 REFUSED

CON12A: What is their name? Would you spell that for me?  
\_\_\_\_\_ ENTER NAME

CON12B: And what is their relationship to you?  
\_\_\_\_\_ ENTER RELATIONSHIP

CON12C: May I have a home phone number?  
\_\_\_\_\_ ENTER PHONE NUMBER

{ADD LOGIC HERE TO HIDE CON12D, CON12E, CON12F, CON12G AND  
CON12G1. THE LOGIC WOULD SPECIFY THAT THESE QUESTIONS WILL BE  
DISPLAYED ONLY UNDER AN IMPOSSIBLE CONDITION.}

CON12D: Is there a cell phone number?  
\_\_\_\_\_ ENTER PHONE NUMBER

CON12E: And is there a work phone number?  
\_\_\_\_\_ ENTER PHONE NUMBER

CON12F: Do you have an email address for them?  
\_\_\_\_\_ ENTER E-MAIL ADDRESS

CON12G In what city and state do they live?  
\_\_\_\_\_ ENTER CITY  
\_\_\_\_\_ ENTER STATE

OR

\_\_\_\_\_ ENTER INTERNATIONAL CITY,  
STATE/PROVINCE

[IF INTERNATIONAL CITY, ASK:]

CON12G1 What country is that in?  
\_\_\_\_\_ ENTER COUNTRY

CON13. Is there anyone else you would like to add as a contact?

01 YES  
02 NO

98 DON'T KNOW  
99 REFUSED

CON13A: What is their name? Would you spell that for me?

\_\_\_\_\_ ENTER NAME

CON13B: And what is their relationship to you?

\_\_\_\_\_ ENTER RELATIONSHIP

CON13C: May I have a home phone number?

\_\_\_\_\_ ENTER PHONE NUMBER

{ ADD LOGIC HERE TO HIDE CON13D, CON13E, CON13F, CON13G AND CON13.  
THE LOGIC WOULD SPECIFY THAT THESE QUESTIONS WILL BE DISPLAYED  
ONLY UNDER AN IMPOSSIBLE CONDITION. }

CON13D: Is there a cell phone number?

\_\_\_\_\_ ENTER PHONE NUMBER

CON13E: And is there a work phone number?

\_\_\_\_\_ ENTER PHONE NUMBER

CON13F: Do you have an email address for them?

\_\_\_\_\_ ENTER E-MAIL ADDRESS

CON13G In what city and state do they live?

\_\_\_\_\_ ENTER CITY

\_\_\_\_\_ ENTER STATE

OR

\_\_\_\_\_ ENTER INTERNATIONAL CITY,  
STATE/PROVINCE

[IF INTERNATIONAL CITY, ASK:]

CON13G1 What country is that in?

\_\_\_\_\_ ENTER COUNTRY

[ASK CON14 ONLY IF SSN IS MISSING]

CON14 What are the last four digits of your social security number?

[IF NECESSARY: This information helps us keep track of who is enrolled in the  
Registry. The information will remain strictly confidential and will only be used to  
match your responses to those in the baseline interview and to other health registries.]

\_\_\_\_\_ ENTER LAST-4 SSN

98 DON'T KNOW

99 REFUSED

### Survey Response Questions

We would like to know more about how to best reach registrants for future follow-up surveys or distributing information from the WTCHR.

SR1. First, did you receive an e-mail with a link to the online follow-up survey or a paper copy of the survey through the mail?

[IF NECESSARY: THE EMAILS AND PAPER SURVEYS WERE SENT OUT BETWEEN NOVEMBER 2006 AND JULY 2007]

- 01 YES, RECEIVED EMAIL
- 02 YES, RECEIVED MAIL
- 03 YES, RECEIVED BOTH EMAIL AND MAIL
- 04 NO, DID NOT RECEIVE EITHER EMAIL OR MAIL
  
- 98 DON'T KNOW
- 99 REFUSED

[ASK IF PREVIOUS QUESTION = 01, 02, 03]

SR1A. Please tell me the reasons why you did not complete the paper or online follow-up survey?

(DO NOT READ RESPONSES. SELECT ALL THAT APPLY)

- 01 SURVEY TOO LONG
- 02 TOO BUSY TO RESPOND TO SURVEY
- 03 DO NOT WANT TO TALK ABOUT 9/11; UPSET BY TOPIC; WISH TO MOVE ON OR HAVE MOVED ON
- 04 NO HEALTH PROBLEMS TO REPORT (FEEL SURVEY IS ONLY FOR THOSE WITH CURRENT HEALTH PROBLEMS OR CHANGE IN HEALTH TO REPORT).
- 05 DO NOT LIKE FILLING OUT SURVEYS
- 06 NOT COMFORTABLE WITH WEB/ONLINE SURVEY – ISSUES AROUND TECHNOLOGY, SECURITY
- 07 COMPREHENSION ISSUES – LANGUAGE, READING LEVEL, FEAR OF ANSWERING QUESTIONS INCORRECTLY
- 08 CONFUSION ABOUT SURVEY: DO NOT RECALL BEING A WORLD TRADE CENTER HEALTH REGISTRY ENROLLEE AND WONDER WHY THEY ARE RECEIVING SURVEY; THINK THAT SURVEY IS FOR ANOTHER WTC RELATED STUDY AND DO NOT ASSOCIATE WITH WORLD TRADE CENTER HEALTH REGISTRY
- 09 NEGATIVE FEELINGS ABOUT WTC HEALTH REGISTRY; HAVE HEARD BAD THINGS ABOUT REGISTRY, OR HAVE NEGATIVE OPINION OR BELIEFS
- 10 OTHER: (SPECIFY)
- 98 DON'T KNOW
- 99 REFUSED

SR2. For future follow-up surveys, would you prefer a paper survey, an online survey, or a

survey over the phone?

- 01 TELEPHONE
- 02 ONLINE/EMAIL
- 03 MAIL/PAPER
- 04 NO PREFERENCE
- 05 OTHER (SPECIFY)
  
- 98 DON'T KNOW
- 99 REFUSED

Open Ends

D3 Do you have any additional health concerns since September 11, 2001?

[IF NECESSARY: Any additional health concerns that were not covered by this survey.]

ENTER VERBATIM RESPONSE

- 98 DON' T KNOW
- 99 REFUSED

D4 We would also like to hear about your experiences as an enrollee in the World Trade Center Health Registry. Do you have any comments or suggestions about the Registry, or are there any important questions you felt the survey did not cover?

ENTER VERBATIM RESPONSE

- 98 DON' T KNOW
- 99 REFUSED

**THANK YOU**

Thank you for participating in the first World Trade Center Health Registry follow-up survey. The World Trade Center Health Registry is an important public health endeavor for the New York City metropolitan area and the nation. Your contribution will help researchers understand the scope of health effects related to this tragedy. We greatly appreciate your cooperation, the time you took to complete the survey, and the information you provided.

## **Appendix 3 – Wave 2 Adult Survey Codebook**

# WTCHR Wave 2 Adult Survey Codebook (revised 12/12/12)

**Variable:** svymode\_f1

**Question:** Survey mode

**Description:** Survey mode

**Stem:** What mode is this survey conducted in?

**Applies to:** All registrants

Label	Value	Frequency	Percent	Cumulative Frequency	Cumulative Percent
Mail	M	21545	46.23	21545	46.23
Phone	P	5645	12.11	27190	58.35
Web	W	19412	41.65	46602	100.00
<b>Total</b>				46602	100.00%

**Variable:** int\_year\_f1

**Question:** Survey completion date—Year

**Description:** Survey completion date—Year

**Stem:** Survey completion date—Year

**Applies to:** All registrants

Label	Value	Frequency	Percent	Cumulative Frequency	Cumulative Percent
2006		16402	35.20	16402	35.20
2007		30145	64.69	46547	99.88
2008		55	0.12	46602	100.00
<b>Total</b>				46602	100.00%

**Variable:** register\_f1

**Question:** 1

**Description:** Complete survey for whom?

**Stem:** For whom are you completing this survey?

**Applies to:** All registrants

Label	Value	Frequency	Percent	Cumulative Frequency	Cumulative Percent
Myself	1	45749	99.08	45749	99.08
Spouse/Partner	2	216	0.47	45965	99.55
Mother or Father	3	97	0.21	46062	99.76
Adult Child	4	56	0.12	46188	99.88
Sibling	5	12	0.03	46130	99.91
Other	6	42	0.09	46172	100.00
<b>Total</b>				46172	100.00%

Missing = 430

**Variable:** genhlth\_f1

**Question:** 6

**Description:** Self-assessed health

**Stem:** Would you say that in general your health is ...

**Applies to:** All registrants

Label	Value	Frequency	Percent	Cumulative Frequency	Cumulative Percent
Excellent	1	5352	11.58	5352	11.58
Very Good	2	14331	31.00	19683	42.57
Good	3	16938	36.64	36621	79.21
Fair	4	7786	16.84	44407	96.05
Poor	5	1811	3.92	46218	99.97
Don't know	8	14	0.03	46232	100.00
Refused to answer	9	2	0.00	46234	100.00
<b>Total</b>				46234	100.00%

Missing = 368

**Variable:** physhlth\_f1

**Question:** 7a

**Description:** Days of physical health not good in the last 30 days

**Stem:** Thinking about your physical health, which includes physical illness and injury, for how many days during the last 30 days was your physical health not good?

**Applies to:** All registrants

Label	Value	Frequency	Percent	Cumulative Frequency	Cumulative Percent
0		18149	39.48	18149	39.48
1		2081	4.53	20230	44.01
2		3707	8.06	23937	52.07
3		2730	5.94	26667	58.01
4		1743	3.79	28410	61.81
5		3318	7.22	31728	69.02
6		679	1.48	32407	70.50
7		1547	3.37	33954	73.87
8		526	1.14	34480	75.01
9		245	0.53	34725	75.54
10		3009	6.55	37734	82.09
11		87	0.19	37821	82.28
12		362	0.79	38183	83.07
13		72	0.16	38255	83.22
14		657	1.43	38912	84.65
15		1639	3.57	40551	88.22
16		89	0.19	40640	88.41
17		52	0.11	40692	88.52
18		105	0.23	40797	88.75
19		43	0.09	40840	88.85
20		1137	2.47	41977	91.32
21		177	0.39	42154	91.70
22		51	0.11	42205	91.82
23		43	0.09	42248	91.91
24		33	0.07	42281	91.98
25		387	0.84	42668	92.82
26		38	0.08	42706	92.91
27		40	0.09	42746	92.99
28		121	0.26	42867	93.26
29		16	0.03	42883	93.29
30		2972	6.47	45855	99.76
Don't know	98	99	0.22	45954	99.97
Refused to answer	99	13	0.03	45967	100.00
<b>Total</b>				45967	100.00%

Missing = 635

**Variable:** menthlth\_f1

**Question:** 7b

**Description:** Days of mental health not good in the last 30 days

**Stem:** Thinking about your mental health, which includes stress, depression, and problems with emotions, for how many days during the last 30 days was your mental health not good?

**Applies to:** All registrants

Label	Value	Frequency	Percent	Cumulative Frequency	Cumulative Percent
0		18923	41.19	18923	41.19
1		1739	3.79	20662	44.98
2		3074	6.69	23736	51.67
3		2185	4.76	25921	56.43
4		1325	2.88	27246	59.31
5		3571	7.77	30817	67.08
6		538	1.17	31355	68.26
7		1096	2.39	32451	70.64
8		461	1.00	32912	71.64
9		166	0.36	33078	72.01
10		3496	7.61	36574	79.62
11		75	0.16	36649	79.78
12		299	0.65	36948	80.43
13		58	0.13	37006	80.56
14		315	0.69	37321	81.24
15		2328	5.07	39649	86.31
16		68	0.15	39717	86.46
17		55	0.12	39772	86.58
18		96	0.21	39868	86.79
19		44	0.10	39912	86.88
20		1641	3.57	41553	90.45
21		112	0.24	41665	90.70
22		64	0.14	41729	90.84
23		39	0.08	41768	90.92
24		68	0.15	41836	91.07

# WTCHR Wave 2 Adult Survey Codebook (revised 12/12/12)

Label	Value	Frequency	Percent	Cumulative Frequency	Cumulative Percent
25		595	1.30	42431	92.37
26		49	0.11	42480	92.47
27		51	0.11	42531	92.58
28		160	0.35	42691	92.93
29		53	0.12	42744	93.05
30		3070	6.68	45814	99.73
Don't know	98	93	0.20	45907	99.93
Refused to answer	99	31	0.07	45938	100.00
<b>Total</b>				45938	100.00%
Missing = 664					

**Variable:** poorhth\_f1

**Question:** 7c

**Description:** Days of poor health keep you from doing usual activities in the last 30 days

**Stem:** For how many days did poor physical or mental health keep you from doing your usual activities during the last 30 days?

**Applies to:** All registrants

Label	Value	Frequency	Percent	Cumulative Frequency	Cumulative Percent
0		22975	52.07	22975	52.07
1		2346	5.32	25321	57.39
2		3272	7.42	28593	64.80
3		1974	4.47	30567	69.28
4		1300	2.95	31867	72.22
5		2615	5.93	34482	78.15
6		484	1.10	34996	79.24
7		921	2.09	35887	81.33
8		400	0.91	36287	82.24
9		134	0.30	36421	82.54
10		2173	4.92	38594	87.47
11		52	0.12	38646	87.58
12		231	0.52	38877	88.11
13		54	0.12	38931	88.23
14		320	0.73	39251	88.96
15		1272	2.88	40523	91.84
16		52	0.12	40575	91.96
17		35	0.08	40610	92.04
18		62	0.14	40672	92.18
19		20	0.05	40692	92.22
20		897	2.03	41589	94.25
21		84	0.19	41673	94.45
22		44	0.10	41717	94.54
23		33	0.07	41750	94.62
24		38	0.09	41788	94.71
25		307	0.70	42095	95.40
26		25	0.06	42120	95.46
27		29	0.07	42149	95.52
28		74	0.17	42223	95.69
29		17	0.04	42240	95.73
30		1825	4.14	44065	99.87
Don't know	98	50	0.11	44115	99.98
Refused to answer	99	9	0.02	44124	100.00
<b>Total</b>				44124	100.00%
Missing = 2478					

**Variable:** dis\_bef\_f1

**Question:** 8

**Description:** Any disabilities or medical conditions diagnosed by a physician on 9/11, before the attack?

**Stem:** On September 11, 2001, before the attack, did you have any disabilities or medical conditions that were diagnosed by a physician?

**Applies to:** All registrants

Label	Value	Frequency	Percent	Cumulative Frequency	Cumulative Percent	
Yes		1	11508	24.85	11508	24.85
No		2	34750	75.05	46258	99.90
Don't know	8	43	0.09	46301	99.99	

Label	Value	Frequency	Percent	Cumulative Frequency	Cumulative Percent
Refused to answer	9	4	0.01	46305	100.00
<b>Total</b>				46305	100.00%
Missing = 297					

**Variable:** dis\_bef\_mob\_f1

**Question:** 8a\_1

**Description:** Did prior conditions affect your mobility (e.g. walking)?

**Stem:** On September 11, 2001, before the attack, did any disabilities or medical conditions affect your mobility (e.g. walking)?

**Applies to:** Registrants who had any disabilities or medical conditions on 9/11/01 before the attack

Label	Value	Frequency	Percent	Cumulative Frequency	Cumulative Percent	
Yes		1	1972	13.60	1972	13.60
No		2	12528	86.39	14500	99.99
Don't know	8	1	0.01	14501	100.00	
<b>Total</b>				14501	100.00%	
Missing = 32101						

**Variable:** dis\_bef\_hear\_f1

**Question:** 8a\_2

**Description:** Did prior conditions affect your hearing?

**Stem:** On September 11, 2001, before the attack, did any disabilities or medical conditions affect your hearing?

**Applies to:** Registrants who had any disabilities or medical conditions on 9/11/01 before the attack

Label	Value	Frequency	Percent	Cumulative Frequency	Cumulative Percent	
Yes		1	725	5.00	725	5.00
No		2	13769	94.95	14494	99.95
Don't know	8	7	0.05	14501	100.00	
<b>Total</b>				14501	100.00%	
Missing = 32101						

**Variable:** dis\_bef\_vision\_f1

**Question:** 8a\_3

**Description:** Did prior conditions affect your vision?

**Stem:** On September 11, 2001, before the attack, did any disabilities or medical conditions affect your vision?

**Applies to:** Registrants who had any disabilities or medical conditions on 9/11/01 before the attack

Label	Value	Frequency	Percent	Cumulative Frequency	Cumulative Percent	
Yes		1	1123	7.74	1123	7.74
No		2	13375	92.24	14498	99.98
Don't know	8	3	0.02	14501	100.00	
<b>Total</b>				14501	100.00%	
Missing = 32101						

**Variable:** dis\_bef\_heart\_f1

**Question:** 8a\_4

**Description:** Did prior conditions affect your heart?

**Stem:** On September 11, 2001, before the attack, did any disabilities or medical conditions affect your heart?

**Applies to:** Registrants who had any disabilities or medical conditions on 9/11/01 before the attack

Label	Value	Frequency	Percent	Cumulative Frequency	Cumulative Percent	
Yes		1	2106	14.52	2106	14.52
No		2	12378	85.36	14484	99.88
Don't know	8	17	0.12	14501	100.00	
<b>Total</b>				14501	100.00%	
Missing = 32101						



# WTCHR Wave 2 Adult Survey Codebook (revised 12/12/12)

**Variable:** dis\_bef\_brth\_f1

**Question:** 8a\_5

**Description:** Did prior conditions affect your breathing?

**Stem:** On September 11, 2001, before the attack, did any disabilities or medical conditions affect your breathing?

**Applies to:** Registrants who had any disabilities or medical conditions on 9/11/01 before the attack

Label	Value	Frequency	Percent	Cumulative Frequency	Cumulative Percent
Yes	1	2769	19.10	2769	19.10
No	2	11726	80.86	14495	99.96
Don't know	8	6	0.04	14501	100.00
<b>Total</b>				14501	100.00%

Missing = 32101

**Variable:** dis\_bef\_mh\_f1

**Question:** 8a\_6

**Description:** Did prior conditions affect your mental health?

**Stem:** On September 11, 2001, before the attack, did any disabilities or medical conditions affect your mental health?

**Applies to:** Registrants who had any disabilities or medical conditions on 9/11/01 before the attack

Label	Value	Frequency	Percent	Cumulative Frequency	Cumulative Percent
Yes	1	1644	11.34	1644	11.34
No	2	12845	88.57	14489	99.91
Don't know	8	12	0.08	14501	99.99
Refused to answer	9	1	0.01	14502	100.00
<b>Total</b>				14502	100.00%

Missing = 32100

**Variable:** dis\_bef\_oth\_f1

**Question:** 8a\_7

**Description:** Did prior conditions affect other?

**Stem:** On September 11, 2001, before the attack, did any disabilities or medical conditions affect your other?

**Applies to:** Registrants who had any disabilities or medical conditions on 9/11/01 before the attack

Label	Value	Frequency	Percent	Cumulative Frequency	Cumulative Percent
Yes	1	3088	21.30	3088	21.30
No	2	11398	78.60	14486	99.90
Don't know	8	15	0.10	14501	100.00
<b>Total</b>				14501	100.00%

Missing = 32101

**Variable:** dis\_bef\_none\_f1

**Question:** 8a\_8

**Description:** Did prior conditions affect none of the above?

**Stem:** On September 11, 2001, before the attack, did any disabilities or medical conditions affect none of the above?

**Applies to:** Registrants who had any disabilities or medical conditions on 9/11/01 before the attack

Label	Value	Frequency	Percent	Cumulative Frequency	Cumulative Percent
Yes	1	5506	41.51	5506	41.51
No	2	7759	58.49	13265	100.00
<b>Total</b>				13265	100.00%

Missing = 33337

**Variable:** dis\_curr\_f1

**Question:** 9

**Description:** Do you currently have a disability or medical condition diagnosed by a physician?

**Stem:** Do you currently have a disability or a medical condition that was diagnosed by a physician?

**Applies to:** All registrants

Label	Value	Frequency	Percent	Cumulative Frequency	Cumulative Percent
Yes	1	24653	53.56	24653	53.56
No	2	21336	46.35	45989	99.91
Don't know	8	38	0.08	46027	99.99
Refused to answer	9	5	0.01	46032	100.00
<b>Total</b>				46032	100.00%

Missing = 570

**Variable:** dis\_cur\_mob\_f1

**Question:** 9a\_1

**Description:** Do current conditions affect your mobility (e.g. walking)?

**Stem:** Do you think any of your current disabilities or medical conditions affect your mobility (e.g. walking)?

**Applies to:** Registrants who currently have a disability or medical condition

Label	Value	Frequency	Percent	Cumulative Frequency	Cumulative Percent
Yes	1	7102	28.02	7102	28.02
No	2	18221	71.88	25323	99.90
Don't know	8	25	0.10	25348	100.00
<b>Total</b>				25348	100.00%

Missing = 21254

**Variable:** dis\_cur\_hear\_f1

**Question:** 9a\_2

**Description:** Do current conditions affect your hearing?

**Stem:** Do you think any of your current disabilities or medical conditions affect your hearing?

**Applies to:** Registrants who currently have a disability or medical condition

Label	Value	Frequency	Percent	Cumulative Frequency	Cumulative Percent
Yes	1	2754	10.86	2754	10.86
No	2	22546	88.95	25300	99.81
Don't know	8	47	0.19	25347	100.00
Refused to answer	9	1	0.00	25348	100.00
<b>Total</b>				25348	100.00%

Missing = 21254

**Variable:** dis\_cur\_vision\_f1

**Question:** 9a\_3

**Description:** Do current conditions affect your vision?

**Stem:** Do you think any of your current disabilities or medical conditions affect your vision?

**Applies to:** Registrants who currently have a disability or medical condition

Label	Value	Frequency	Percent	Cumulative Frequency	Cumulative Percent
Yes	1	3534	13.94	3534	13.94
No	2	21748	85.80	25282	99.74
Don't know	8	66	0.26	25348	100.00
<b>Total</b>				25348	100.00%

Missing = 21254

**Variable:** dis\_cur\_heart\_f1

**Question:** 9a\_4

**Description:** Do current conditions affect your heart?

**Stem:** Do you think any of your current disabilities or medical conditions affect your heart?

**Applies to:** Registrants who currently have a disability or medical condition

Label	Value	Frequency	Percent	Cumulative Frequency	Cumulative Percent
Yes	1	5650	22.29	5650	22.29
No	2	19539	77.08	25189	99.37
Don't know	8	160	0.63	25349	100.00
<b>Total</b>				25349	100.00%

Missing = 21253

# WTCHR Wave 2 Adult Survey Codebook (revised 12/12/12)

**Variable:** dis\_cur\_brth\_fl

**Question:** 9a\_5

**Description:** Do current conditions affect your breathing?

**Stem:** Do you think any of your current disabilities or medical conditions affect your breathing?

**Applies to:** Registrants who currently have a disability or medical condition

Label	Value	Frequency	Percent	Cumulative Frequency	Cumulative Percent
Yes	1	12535	49.45	12535	49.45
No	2	12771	50.38	25306	99.83
Don't know	8	42	0.17	25348	100.00
<b>Total</b>				25348	100.00%

Missing = 21254

**Variable:** dis\_cur\_mh\_fl

**Question:** 9a\_6

**Description:** Do current conditions affect your mental health?

**Stem:** Do you think any of your current disabilities or medical conditions affect your mental health?

**Applies to:** Registrants who currently have a disability or medical condition

Label	Value	Frequency	Percent	Cumulative Frequency	Cumulative Percent
Yes	1	8135	32.09	8135	32.09
No	2	17147	67.65	25282	99.74
Don't know	8	58	0.23	25340	99.97
Refused to answer	9	8	0.03	25348	100.00
<b>Total</b>				25348	100.00%

Missing = 21254

**Variable:** dis\_cur\_oth\_fl

**Question:** 9a\_7

**Description:** Do current conditions affect your other?

**Stem:** Do you think any of your current disabilities or medical conditions affect other?

**Applies to:** Registrants who currently have a disability or medical condition

Label	Value	Frequency	Percent	Cumulative Frequency	Cumulative Percent
Yes	1	6455	25.47	6455	25.47
No	2	18787	74.12	25242	99.58
Don't know	8	97	0.38	25339	99.96
Refused to answer	9	9	0.04	25348	100.00
<b>Total</b>				25348	100.00%

Missing = 21254

**Variable:** dis\_cur\_none\_fl

**Question:** 9a\_8

**Description:** Do current conditions affect none of the above?

**Stem:** Do you think any of your current disabilities or medical conditions affect none of the above?

**Applies to:** Registrants who currently have a disability or medical condition

Label	Value	Frequency	Percent	Cumulative Frequency	Cumulative Percent
Yes	1	3373	14.79	3373	14.79
No	2	19436	85.21	22809	100.00
<b>Total</b>				22809	100.00%

Missing = 23793

**Variable:** dis\_cur\_911\_fl

**Question:** 9b

**Description:** Do you think any of these current disabilities or medical conditions are a direct result of the events of 9/11?

**Stem:** Do you think any of these current disabilities or medical conditions are a direct result of the events of 9/11?

**Applies to:** Registrants who currently have a disability or medical condition

Label	Value	Frequency	Percent	Cumulative Frequency	Cumulative Percent
Yes	1	14472	58.62	14472	58.62
No	2	9808	39.73	24280	98.35
Don't know	8	403	1.63	24683	99.98
Refused to answer	9	5	0.02	24688	100.00
<b>Total</b>				24688	100.00%

Missing = 21914

**Variable:** inhaler\_fl

**Question:** 10

**Description:** Have you used an inhaler for a breathing problem in the last 30 days?

**Stem:** In the last 30 days, have you used an inhaler prescribed by a doctor for any breathing problem?

**Applies to:** All registrants

Label	Value	Frequency	Percent	Cumulative Frequency	Cumulative Percent
Yes	1	7227	15.69	7227	15.69
No	2	38838	84.30	46065	99.98
Don't know	8	7	0.02	46072	100.00
<b>Total</b>				46072	100.00%

Missing = 530

**Variable:** headache\_ever\_fl

**Question:** 11a

**Description:** Have you ever sought care for frequent severe headaches?

**Stem:** Have you ever sought care of a doctor or other health professional for frequent severe headaches?

**Applies to:** All registrants

Label	Value	Frequency	Percent	Cumulative Frequency	Cumulative Percent
Yes	1	10051	22.19	10051	22.19
No	2	35233	77.78	45284	99.97
Don't know	8	11	0.02	45295	100.00
Refused to answer	9	1	0.00	45296	100.00
<b>Total</b>				45296	100.00%

Missing = 1306

**Variable:** hear\_ever\_fl

**Question:** 11b

**Description:** Have you ever sought care for hearing problem or loss?

**Stem:** Have you ever sought care of a doctor or other health professional for hearing problem or loss?

**Applies to:** All registrants

Label	Value	Frequency	Percent	Cumulative Frequency	Cumulative Percent
Yes	1	6839	15.20	6839	15.22
No	2	38075	84.76	44914	99.99
Don't know	8	5	0.01	44919	100.00
Refused to answer	9	1	0.00	44920	100.00
<b>Total</b>				44920	100.00%

Missing = 1682

**Variable:** htburn\_ever\_fl

**Question:** 11c

**Description:** Have you ever sought care for heartburn, indigestion or reflux?

**Stem:** Have you ever sought care of a doctor or other health professional for Heartburn, indigestion or reflux?

**Applies to:** All registrants

Label	Value	Frequency	Percent	Cumulative Frequency	Cumulative Percent
Yes	1	16767	36.86	16767	36.86
No	2	28711	63.11	45478	99.96
Don't know	8	15	0.03	45493	100.00
Refused to answer	9	1	0.00	45494	100.00
<b>Total</b>				45494	100.00%

Missing = 1108

# WTCHR Wave 2 Adult Survey Codebook (revised 12/12/12)

**Variable:** sinus\_ever\_fl

**Question:** 11d

**Description:** Have you ever sought care for sinus problems, nose irritation, or postnasal irritation?

**Stem:** Have you ever sought care of a doctor or other health professional for sinus problems, nose irritation, or postnasal irritation (which occurred when you did not have a cold or the flu)?

**Applies to:** All registrants

Label	Value	Frequency	Percent	Cumulative Frequency	Cumulative Percent
Yes	1	22489	49.12	22489	49.12
No	2	23272	50.83	45761	99.94
Don't know	8	25	0.05	45786	100.00
Refused to answer	9	2	0.00	45788	100.00
<b>Total</b>				45788	100.00%
Missing = 814					

**Variable:** skinrash\_ever\_fl

**Question:** 11e

**Description:** Have you ever sought care for skin rash or irritation?

**Stem:** Have you ever sought care of a doctor or other health professional for skin rash or irritation?

**Applies to:** All registrants

Label	Value	Frequency	Percent	Cumulative Frequency	Cumulative Percent
Yes	1	14257	31.53	14257	31.53
No	2	30946	68.43	45203	99.95
Don't know	8	19	0.04	45222	100.00
Refused to answer	9	2	0.00	45224	100.00
<b>Total</b>				45224	100.00%
Missing = 1378					

**Variable:** brthless\_ever\_fl

**Question:** 11f

**Description:** Have you ever sought care for shortness of breath?

**Stem:** Have you ever sought care of a doctor or other health professional for shortness of breath?

**Applies to:** All registrants

Label	Value	Frequency	Percent	Cumulative Frequency	Cumulative Percent
Yes	1	15905	34.93	15905	34.93
No	2	29614	65.03	45519	99.96
Don't know	8	16	0.04	45535	100.00
Refused to answer	9	1	0.00	45536	100.00
<b>Total</b>				45536	100.00%
Missing = 1066					

**Variable:** throat\_ever\_fl

**Question:** 11g

**Description:** Have you ever sought care for throat irritation?

**Stem:** Have you ever sought care of a doctor or other health professional for throat irritation?

**Applies to:** All registrants

Label	Value	Frequency	Percent	Cumulative Frequency	Cumulative Percent
Yes	1	16503	36.34	16503	36.34
No	2	28885	63.61	45388	99.95
Don't know	8	20	0.04	45408	99.99
Refused to answer	9	3	0.01	45411	100.00
<b>Total</b>				45411	100.00%
Missing = 1191					

**Variable:** hoarse\_ever\_fl

**Question:** 11h

**Description:** Have you ever sought care for hoarseness or loss of voice?

**Stem:** Have you ever sought care of a doctor or other health professional for hoarseness or loss of voice?

**Applies to:** All registrants

Label	Value	Frequency	Percent	Cumulative Frequency	Cumulative Percent
Yes	1	9604	21.30	9604	21.30
No	2	35467	78.67	45071	99.97
Don't know	8	13	0.03	45084	100.00
Refused to answer	9	1	0.00	45085	100.00
<b>Total</b>				45085	100.00%
Missing = 1517					

**Variable:** wheeze\_ever\_fl

**Question:** 11i

**Description:** Have you ever sought care for wheezing?

**Stem:** Have you ever sought care of a doctor or other health professional for wheezing?

**Applies to:** All registrants

Label	Value	Frequency	Percent	Cumulative Frequency	Cumulative Percent
Yes	1	12742	28.17	12742	28.17
No	2	32475	71.79	45217	99.95
Don't know	8	21	0.05	45238	100.00
Refused to answer	9	1	0.00	45239	100.00
<b>Total</b>				45239	100.00%
Missing = 1363					

**Variable:** othprob\_ever\_fl

**Question:** 11j

**Description:** Have you ever sought care for other symptoms?

**Stem:** Have you ever sought care of a doctor or other health professional for other symptoms?

**Applies to:** All registrants

Label	Value	Frequency	Percent	Cumulative Frequency	Cumulative Percent
Yes	1	10032	36.32	10032	36.32
No	2	17513	63.41	27545	99.74
Don't know	8	63	0.23	27608	99.96
Refused to answer	9	10	0.04	27618	100.00
<b>Total</b>				27618	100.00%
Missing = 18984					

**Variable:** headache\_30d\_fl

**Question:** 12a

**Description:** Experienced frequent severe headaches in the last 30 days?

**Stem:** In the last 30 days, have you experienced frequent severe headaches?

**Applies to:** All registrants

Label	Value	Frequency	Percent	Cumulative Frequency	Cumulative Percent
Yes	1	11614	25.37	11614	25.37
No	2	34151	74.61	45765	99.99
Don't know	8	5	0.01	45770	100.00
<b>Total</b>				45770	100.00%
Missing = 832					

# WTCHR Wave 2 Adult Survey Codebook (revised 12/12/12)

**Variable:** headache\_days\_fl

**Question:** 12a\_1

**Description:** Estimate number of days/frequent headaches

**Stem:** Estimate number of days/frequent headaches

**Applies to:** Registrants who experienced frequent headaches in the last 30 days

Label	Value	Frequency	Percent	Cumulative Frequency	Cumulative Percent
0		22	0.19	22	0.19
1		414	3.65	436	3.85
2		1479	13.05	1915	16.90
3		1502	13.25	3417	30.15
4		1030	9.09	4447	39.24
5		1674	14.77	6121	54.01
6		484	4.27	6605	58.28
7		573	5.06	7178	63.33
8		328	2.89	7506	66.23
9		137	1.21	7643	67.43
10		1398	12.33	9041	79.77
11		57	0.50	9098	80.27
12		220	1.94	9318	82.21
13		37	0.33	9355	82.54
14		99	0.87	9454	83.41
15		622	5.49	10076	88.90
16		39	0.34	10115	89.24
17		23	0.20	10138	89.45
18		51	0.45	10189	89.90
19		15	0.13	10204	90.03
20		493	4.35	10697	94.38
21		30	0.26	10727	94.64
22		18	0.16	10745	94.80
23		13	0.11	10758	94.92
24		13	0.11	10771	95.03
25		120	1.06	10891	96.09
26		7	0.06	10898	96.15
27		14	0.12	10912	96.28
28		28	0.25	10940	96.52
29		5	0.04	10945	96.57
30		380	3.35	11325	99.92
Don't know	98	7	0.06	11332	99.98
Refused to answer	99	2	0.02	11334	100.00
<b>Total</b>				11334	100.00%
Missing = 35268					

**Variable:** hear\_30d\_fl

**Question:** 12b

**Description:** Experienced hearing problem or loss in the last 30 days?

**Stem:** In the last 30 days, have you experienced hearing problem or loss?

**Applies to:** All registrants

Label	Value	Frequency	Percent	Cumulative Frequency	Cumulative Percent
Yes	1	6504	14.30	6504	14.30
No	2	38962	85.65	45466	99.95
Don't know	8	21	0.05	45487	100.00
Refused to answer	9	1	0.00	45488	100.00
<b>Total</b>				45488	100.00%
Missing = 1114					

**Variable:** hear\_days\_fl

**Question:** 12b\_1

**Description:** Estimate number of days/hearing problem or loss

**Stem:** Estimate number of days/hearing problem or loss

**Applies to:** Registrants who experienced hearing problem or loss in the last 30 days

Label	Value	Frequency	Percent	Cumulative Frequency	Cumulative Percent
0		60	0.98	60	0.98
1		133	2.17	193	3.15
2		317	5.18	510	8.33
3		266	4.34	776	12.68

Label	Value	Frequency	Percent	Cumulative Frequency	Cumulative Percent
4		162	2.65	938	15.32
5		393	6.42	1331	21.74
6		63	1.03	1394	22.77
7		144	2.35	1538	25.12
8		54	0.88	1592	26.00
9		24	0.39	1616	26.40
10		394	6.44	2010	32.83
11		12	0.20	2022	33.03
12		47	0.77	2069	33.80
13		10	0.16	2079	33.96
14		51	0.83	2130	34.79
15		228	3.72	2358	38.52
16		17	0.28	2375	38.79
17		7	0.11	2382	38.91
18		19	0.31	2401	39.22
19		8	0.13	2409	39.35
20		191	3.12	2600	42.47
21		11	0.18	2611	42.65
22		6	0.10	2617	42.75
23		8	0.13	2625	42.88
24		6	0.10	2631	42.98
25		56	0.91	2687	43.89
26		9	0.15	2696	44.04
27		5	0.08	2701	44.12
28		49	0.80	2750	44.92
29		7	0.11	2757	45.03
30		3331	54.41	6088	99.44
Don't know	98	29	0.47	6117	99.92
Refused to answer	99	5	0.08	6122	100.00
<b>Total</b>				6122	100.00%
Missing = 40480					

**Variable:** htburn\_30d\_fl

**Question:** 12c

**Description:** Experienced heartburn, indigestion or reflux in the last 30 days?

**Stem:** In the last 30 days, have you experienced heartburn, indigestion or reflux?

**Applies to:** All registrants

Label	Value	Frequency	Percent	Cumulative Frequency	Cumulative Percent
Yes	1	17920	39.13	17920	39.13
No	2	27860	60.83	45780	99.96
Don't know	8	17	0.04	45797	100.00
Refused to answer	9	2	0.00	45799	100.00
<b>Total</b>				45799	100.00%
Missing = 803					

**Variable:** htburn\_days\_fl

**Question:** 12c\_1

**Description:** Estimate number of days/heartburn, indigestion, or reflux

**Stem:** Estimate number of days/heartburn, indigestion, or reflux

**Applies to:** Registrants who experienced heartburn, indigestion, or reflux in the last 30 days

Label	Value	Frequency	Percent	Cumulative Frequency	Cumulative Percent
0		54	0.31	54	0.31
1		598	3.44	652	3.75
2		1649	9.49	2301	13.24
3		1619	9.32	3920	22.56
4		1143	6.58	5063	29.14
5		2141	12.32	7204	41.46
6		566	3.26	7770	44.72
7		716	4.12	8486	48.84
8		400	2.30	8886	51.14
9		142	0.82	9028	51.96
10		2253	12.97	11281	64.92
11		55	0.32	11336	65.24

# WTCHR Wave 2 Adult Survey Codebook (revised 12/12/12)

Label	Value	Frequency	Percent	Cumulative Frequency	Cumulative Percent
12		255	1.47	11591	66.71
13		43	0.25	11634	66.95
14		162	0.93	11796	67.89
15		1340	7.71	13136	75.60
16		65	0.37	13201	75.97
17		43	0.25	13244	76.22
18		77	0.44	13321	76.66
19		28	0.16	13349	76.82
20		1161	6.68	14510	83.51
21		59	0.34	14569	83.85
22		48	0.28	14617	84.12
23		29	0.17	14646	84.29
24		42	0.24	14688	84.53
25		341	1.96	15029	86.49
26		26	0.15	15055	86.64
27		29	0.17	15084	86.81
28		89	0.51	15173	87.32
29		22	0.13	15195	87.45
30		2147	12.36	17342	99.80
Don't know	98	28	0.16	17370	99.97
Refused to answer	99	6	0.03	17376	100.00
<b>Total</b>				17376	100.00%
Missing = 29226					

**Variable:** sinus\_30d\_f1

**Question:** 12d

**Description:** Experienced sinus problems, nose irritation, or postnasal irritation in the last 30 days?

**Stem:** In the last 30 days, have you experienced sinus problems, nose irritation, or postnasal irritation (which occurred when you did not have a cold or the flu)?

**Applies to:** All registrants

Label	Value	Frequency	Percent	Cumulative Frequency	Cumulative Percent
Yes	1	22009	47.97	22009	47.97
No	2	23862	52.00	45871	99.97
Don't know	8	12	0.03	45883	100.00
Refused to answer	9	2	0.00	45885	100.00
<b>Total</b>				45885	100.00%
Missing = 717					

**Variable:** sinus\_days\_f1

**Question:** 12d\_1

**Description:** Estimate number of days/sinus problems

**Stem:** Estimate number of days/sinus problems

**Applies to:** Registrants who experienced sinus problems in the last 30 days

Label	Value	Frequency	Percent	Cumulative Frequency	Cumulative Percent
0		84	0.39	84	0.39
1		315	1.48	399	1.87
2		1037	4.87	1436	6.74
3		1290	6.06	2726	12.80
4		934	4.39	3660	17.19
5		2084	9.79	5744	26.98
6		503	2.36	6247	29.34
7		994	4.67	7241	34.01
8		365	1.71	7606	35.72
9		177	0.83	7783	36.55
10		2686	12.61	10469	49.17
11		85	0.40	10554	49.57
12		335	1.57	10889	51.14
13		50	0.23	10939	51.37
14		417	1.96	11356	53.33
15		1802	8.46	13158	61.79
16		75	0.35	13233	62.15
17		54	0.25	13287	62.40
18		104	0.49	13391	62.89

Label	Value	Frequency	Percent	Cumulative Frequency	Cumulative Percent
19		41	0.19	13432	63.08
20		1795	8.43	15227	71.51
21		133	0.62	15360	72.14
22		43	0.20	15403	72.34
23		42	0.20	15445	72.54
24		53	0.25	15498	72.78
25		583	2.74	16081	75.52
26		53	0.25	16134	75.77
27		52	0.24	16186	76.02
28		151	0.71	16337	76.72
29		37	0.17	16374	76.90
30		4892	22.97	21266	99.87
Don't know	98	21	0.10	21287	99.97
Refused to answer	99	6	0.03	21293	100.00
<b>Total</b>				21293	100.00
Missing = 25309					

**Variable:** skinrash\_30d\_f1

**Question:** 12e

**Description:** Experienced skin rash or irritation in the last 30 days?

**Stem:** In the last 30 days, have you experienced skin rash or irritation?

**Applies to:** All registrants

Label	Value	Frequency	Percent	Cumulative Frequency	Cumulative Percent
Yes	1	10891	23.88	10891	23.88
No	2	34699	76.09	45590	99.98
Don't know	8	8	0.02	45598	100.00
Refused to answer	9	2	0.00	45600	100.00
<b>Total</b>				45600	100.00%
Missing = 1002					

**Variable:** skinrash\_days\_f1

**Question:** 12e\_1

**Description:** Estimate number of days/skin rash or irritation

**Stem:** Estimate number of days/skin rash or irritation

**Applies to:** Registrants who experienced skin rash or irritation in the last 30 days

Label	Value	Frequency	Percent	Cumulative Frequency	Cumulative Percent
0		97	0.92	97	0.92
1		289	2.74	385	3.67
2		626	5.97	1011	9.64
3		561	5.35	1572	14.98
4		403	3.84	1975	18.82
5		1030	9.82	3005	28.64
6		203	1.93	3208	30.58
7		449	4.28	3657	34.86
8		166	1.58	3823	36.44
9		70	0.67	3893	37.10
10		1147	10.93	5040	48.04
11		41	0.39	5081	48.43
12		121	1.15	5202	49.58
13		25	0.24	5227	49.82
14		203	1.93	5430	51.75
15		636	6.06	6066	57.82
16		30	0.29	6096	58.10
17		11	0.10	6107	58.21
18		34	0.32	6141	58.53
19		21	0.20	6162	58.73
20		589	5.61	6751	64.34
21		72	0.69	6823	65.03
22		15	0.14	6838	65.17
23		10	0.10	6848	65.27
24		20	0.19	6868	65.46
25		179	1.71	7047	67.17
26		18	0.17	7065	67.34
27		20	0.19	7085	67.53
28		58	0.55	7143	68.08

# WTCHR Wave 2 Adult Survey Codebook (revised 12/12/12)

Label	Value	Frequency	Percent	Cumulative Frequency	Cumulative Percent
29		20	0.19	7163	68.27
30		3309	31.54	10472	99.81
Don't know	98	11	0.10	10483	99.91
Refused to answer	99	9	0.09	10492	100.00
<b>Total</b>				10492	100.00%
Missing = 36110					

**Variable:** brthless\_30d\_f1

**Question:** 12f

**Description:** Experienced shortness of breath in the last 30 days?

**Stem:** In the last 30 days, have you experienced shortness of breath?

**Applies to:** All registrants

Label	Value	Frequency	Percent	Cumulative Frequency	Cumulative Percent
Yes	1	14840	32.39	14840	32.39
No	2	30965	67.58	45805	99.97
Don't know	8	14	0.03	45819	100.00
<b>Total</b>				45819	100.00%
Missing = 783					

**Variable:** brthless\_days\_f1

**Question:** 12f\_1

**Description:** Estimate number of days/shortness of breath

**Stem:** Estimate number of days/shortness of breath

**Applies to:** Registrants who experienced shortness of breath in the last 30 days

Label	Value	Frequency	Percent	Cumulative Frequency	Cumulative Percent
0		57	0.40	57	0.40
1		463	3.27	520	3.68
2		1184	8.37	1704	12.05
3		967	6.84	2671	18.89
4		688	4.87	3359	23.76
5		1520	10.75	4879	34.50
6		333	2.36	5212	36.86
7		496	3.51	5708	40.37
8		251	1.78	5959	42.14
9		109	0.77	6068	42.91
10		1756	12.42	7824	55.33
11		48	0.34	7872	55.67
12		167	1.18	8039	56.85
13		37	0.26	8076	57.11
14		155	1.10	8231	58.21
15		1062	7.51	9293	65.72
16		53	0.37	9346	66.10
17		37	0.26	9383	66.36
18		62	0.44	9445	66.80
19		29	0.21	9474	67.00
20		947	6.70	10421	73.70
21		57	0.40	10478	74.10
22		39	0.28	10517	74.38
23		23	0.16	10540	74.54
24		36	0.25	10576	74.79
25		297	2.10	10873	76.90
26		35	0.25	10908	77.14
27		29	0.21	10937	77.35
28		86	0.61	11023	77.96
29		13	0.09	11036	78.05
30		3064	21.67	14100	99.72
Don't know	98	37	0.26	14137	99.98
Refused to answer	99	3	0.02	14140	100.00
<b>Total</b>				14140	100.00%
Missing = 32462					

**Variable:** throat\_30d\_f1

**Question:** 12g

**Description:** Experienced throat irritation in the last 30 days?

**Stem:** In the last 30 days, have you experienced throat irritation?

**Applies to:** All registrants

Label	Value	Frequency	Percent	Cumulative Frequency	Cumulative Percent
Yes	1	14569	31.85	14569	31.85
No	2	31159	68.13	45728	99.98
Don't know	8	7	0.02	45735	100.00
Refused to answer	9	2	0.00	45737	100.00
<b>Total</b>				45737	100.00%
Missing = 865					

**Variable:** throat\_days\_f1

**Question:** 12g\_1

**Description:** Estimate number of days/throat irritation

**Stem:** Estimate number of days/throat irritation

**Applies to:** Registrants who experienced throat irritation in the last 30 days

Label	Value	Frequency	Percent	Cumulative Frequency	Cumulative Percent
0		73	0.52	73	0.52
1		445	3.17	518	3.69
2		1283	9.15	1801	12.84
3		1269	9.05	3070	21.88
4		812	5.79	3882	27.67
5		1951	13.91	5833	41.58
6		369	2.63	6202	44.21
7		783	5.58	6985	49.79
8		287	2.05	7272	51.84
9		111	0.79	7383	52.63
10		1882	13.42	9265	66.05
11		44	0.31	9309	66.36
12		164	1.17	9473	67.53
13		32	0.23	9505	67.76
14		258	1.84	9763	69.60
15		992	7.07	10755	76.67
16		48	0.34	10803	77.01
17		26	0.19	10829	77.20
18		51	0.36	10880	77.56
19		21	0.15	10901	77.71
20		795	5.67	11696	83.38
21		74	0.53	11770	83.90
22		27	0.19	11797	84.10
23		22	0.16	11819	84.25
24		18	0.13	11837	84.38
25		190	1.35	12027	85.74
26		16	0.11	12043	85.85
27		16	0.11	12059	85.96
28		57	0.41	12116	86.37
29		3	0.02	12119	86.39
30		1895	13.51	14014	99.90
Don't know	98	11	0.08	14025	99.98
Refused to answer	99	3	0.02	14028	100.00
<b>Total</b>				14028	100.00%
Missing = 32574					

**Variable:** hoarse\_30d\_f1

**Question:** 12h

**Description:** Experienced hoarseness or loss of voice in the last 30 days?

**Stem:** In the last 30 days, have you experienced hoarseness or loss of voice?

**Applies to:** All registrants

Label	Value	Frequency	Percent	Cumulative Frequency	Cumulative Percent
Yes	1	8579	18.83	8579	18.83
No	2	36976	81.15	45555	99.98
Don't know	8	11	0.02	45566	100.00
<b>Total</b>				45566	100.00%
Missing = 1036					



# WTCHR Wave 2 Adult Survey Codebook (revised 12/12/12)

**Variable:** hoarse\_days\_f1

**Question:** 12h\_1

**Description:** Estimate number of days/hoarseness or loss of voice

**Stem:** Estimate number of days/hoarseness or loss of voice

**Applies to:** Registrants who experienced hoarseness or loss of voice in the last 30 days

Label	Value	Frequency	Percent	Cumulative Frequency	Cumulative Percent
0		81	0.98	81	0.98
1		474	5.71	555	6.69
2		998	12.02	1553	18.71
3		810	9.76	2363	28.47
4		514	6.19	2877	34.66
5		1225	14.76	4102	49.42
6		199	2.40	4301	51.81
7		379	4.57	4680	56.38
8		146	1.76	4826	58.14
9		61	0.73	4887	58.87
10		1005	12.11	5892	70.98
11		22	0.27	5914	71.24
12		90	1.08	6004	72.33
13		15	0.18	6019	72.51
14		131	1.58	6150	74.09
15		482	5.81	6632	79.89
16		22	0.27	6654	80.16
17		11	0.13	6665	80.29
18		23	0.28	6688	80.57
19		10	0.12	6698	80.69
20		405	4.88	7103	85.57
21		35	0.42	7138	85.99
22		17	0.20	7155	86.19
23		13	0.16	7168	86.35
24		17	0.20	7185	86.56
25		94	1.13	7279	87.69
26		8	0.10	7287	87.78
27		4	0.05	7291	87.83
28		21	0.25	7312	88.09
29		3	0.04	7315	88.12
30		977	11.77	8292	99.89
Don't know	98	7	0.08	8299	99.98
Refused to answer	99	2	0.02	8301	100.00
<b>Total</b>				8301	100.00%
Missing = 38301					

**Variable:** wheeze\_30d\_f1

**Question:** 12i

**Description:** Experienced wheezing in the last 30 days?

**Stem:** In the last 30 days, have you experienced wheezing?

**Applies to:** All registrants

Label	Value	Frequency	Percent	Cumulative Frequency	Cumulative Percent
Yes	1	10382	22.81	10382	22.81
No	2	35120	77.15	45502	99.96
Don't know	8	17	0.04	45519	100.00
Refused to answer	9	1	0.00	45520	100.00
<b>Total</b>				45520	100.00%
Missing = 1082					

**Variable:** wheeze\_days\_f1

**Question:** 12i\_1

**Description:** Estimate number of days/wheezing

**Stem:** Estimate number of days/wheezing

**Applies to:** Registrants who experienced wheezing in the last 30 days

Label	Value	Frequency	Percent	Cumulative Frequency	Cumulative Percent
0		69	0.70	69	0.70
1		375	3.80	444	4.49
2		836	8.46	1280	12.96
3		638	6.46	1918	19.41
4		471	4.77	2389	24.18
5		1170	11.84	3559	36.02

Label	Value	Frequency	Percent	Cumulative Frequency	Cumulative Percent
6		250	2.53	3809	38.55
7		356	3.60	4165	42.16
8		181	1.83	4346	43.99
9		85	0.86	4431	44.85
10		1346	13.62	5777	58.47
11		33	0.33	5810	58.81
12		121	1.22	5931	60.03
13		15	0.15	5946	60.18
14		139	1.41	6085	61.59
15		682	6.90	6767	68.49
16		37	0.37	6804	68.87
17		31	0.31	6835	69.18
18		57	0.58	6892	69.76
19		14	0.14	6906	69.90
20		611	6.18	7517	76.08
21		61	0.62	7578	76.70
22		20	0.20	7598	76.90
23		17	0.17	7615	77.07
24		33	0.33	7648	77.41
25		167	1.69	7815	79.10
26		18	0.18	7833	79.28
27		20	0.20	7853	79.48
28		61	0.62	7914	80.10
29		12	0.12	7926	80.22
30		1929	19.52	9855	99.75
Don't know	98	24	0.24	9879	99.99
Refused to answer	99	1	0.01	9880	100.00
<b>Total</b>				9880	100.00%
Missing = 36722					

**Variable:** othprob\_30d\_f1

**Question:** 12j

**Description:** Experienced other symptoms in the last 30 days?

**Stem:** In the last 30 days, have you experienced other symptoms?

**Applies to:** All registrants

Label	Value	Frequency	Percent	Cumulative Frequency	Cumulative Percent
Yes	1	6514	17.98	6514	17.98
No	2	29662	81.88	36176	99.86
Don't know	8	41	0.11	36217	99.98
Refused to answer	9	8	0.02	36225	100.00
<b>Total</b>				36225	100.00%
Missing = 10377					

**Variable:** othprob\_days\_f1

**Question:** 12j\_1

**Description:** Estimate number of days/other symptoms

**Stem:** Estimate number of days/other symptoms

**Applies to:** Registrants who experienced other symptoms in the last 30 days

Label	Value	Frequency	Percent	Cumulative Frequency	Cumulative Percent
0		25	0.41	25	0.41
1		140	2.32	165	2.73
2		206	3.41	371	6.15
3		231	3.83	602	9.97
4		189	3.13	791	13.10
5		315	5.22	1106	18.32
6		94	1.56	1200	19.88
7		224	3.71	1424	23.59
8		77	1.28	1501	24.86
9		28	0.46	1529	25.33
10		518	8.58	2047	33.91
11		19	0.31	2066	34.22
12		69	1.14	2135	35.37
13		10	0.17	2145	35.53
14		109	1.81	2254	37.34
15		413	6.84	2667	44.18
16		30	0.50	2697	44.67
17		14	0.23	2711	44.91

# WTCHR Wave 2 Adult Survey Codebook (revised 12/12/12)

Label	Value	Frequency	Percent	Cumulative Frequency	Cumulative Percent
18		35	0.58	2746	45.49
19		13	0.22	2759	45.70
20		479	7.93	3238	53.64
21		57	0.94	3295	54.58
22		23	0.38	3318	54.96
23		17	0.28	3335	55.24
24		19	0.31	3354	55.56
25		217	3.59	3571	59.15
26		14	0.23	3585	59.38
27		26	0.43	3611	59.81
28		54	0.89	3665	60.71
29		17	0.28	3682	60.99
30		2326	38.53	6008	99.52
Don't know	98	20	0.33	6028	99.85
Refused to answer	99	9	0.15	6037	100.00
<b>Total</b>				6037	100.00%
Missing = 40565					

**Variable:** cough\_ever\_fl

**Question:** 13a

**Description:** Have you ever sought care for a persistent cough?

**Stem:** Have you ever sought the care of a doctor or other health professional for a persistent cough?

**Applies to:** All registrants

Label	Value	Frequency	Percent	Cumulative Frequency	Cumulative Percent
Yes	1	14058	30.43	14058	30.43
No	2	32124	69.53	46182	99.96
Don't know	8	16	0.03	46198	100.00
Refused to answer	9	2	0.00	46200	100.00
<b>Total</b>				46200	100.00%
Missing = 402					

**Variable:** cough\_12m\_fl

**Question:** 13b

**Description:** Experienced a persistent cough in the last 12 months?

**Stem:** Have you experienced a persistent cough in the last 12 months?

**Applies to:** All registrants

Label	Value	Frequency	Percent	Cumulative Frequency	Cumulative Percent
Yes	1	17010	36.82	17010	36.82
No	2	29150	63.10	46160	99.93
Don't know	8	32	0.07	46192	100.00
Refused to answer	9	2	0.00	46194	100.00
<b>Total</b>				46194	100.00%
Missing = 408					

**Variable:** cough\_30d\_fl

**Question:** 13c

**Description:** Experienced a persistent cough in the last 30 days?

**Stem:** Have you experienced a persistent cough in the last 30 days?

**Applies to:** All registrants

Label	Value	Frequency	Percent	Cumulative Frequency	Cumulative Percent
Yes	1	11788	27.82	11788	27.82
No	2	30575	72.16	42363	99.99
Don't know	8	6	0.01	42369	100.00
<b>Total</b>				42369	100.00%
Missing = 4233					

**Variable:** cough\_days\_fl

**Question:** 13d

**Description:** Estimate number of days that you had a persistent cough in the last 30 days

**Stem:** How often have you had a persistent cough in the last 30 days?

**Applies to:** Registrants who experienced a persistent cough in the last 30 days

Label	Value	Frequency	Percent	Cumulative Frequency	Cumulative Percent
0		1970	14.16	1970	14.16
1		109	0.78	2079	14.95
2		380	2.73	2459	17.68
3		485	3.49	2944	21.16
4		420	3.02	3364	24.18
5		1041	7.48	4405	31.67
6		256	1.84	4661	33.51
7		592	4.26	5253	37.76
8		256	1.84	5509	39.60
9		103	0.74	5612	40.35
10		1616	11.62	7228	51.96
11		53	0.38	7281	52.34
12		212	1.52	7493	53.87
13		33	0.24	7526	54.10
14		390	2.80	7916	56.91
15		1238	8.90	9154	65.81
16		59	0.42	9213	66.23
17		50	0.36	9263	66.59
18		70	0.50	9333	67.10
19		30	0.22	9363	67.31
20		1011	7.27	10374	74.58
21		115	0.83	10489	75.41
22		34	0.24	10523	75.65
23		26	0.19	10549	75.84
24		39	0.28	10588	76.12
25		343	2.47	10931	78.58
26		18	0.13	10949	78.71
27		29	0.21	10978	78.92
28		82	0.59	11060	79.51
29		21	0.15	11081	79.66
30		2819	20.27	13900	99.93
Don't know	98	6	0.04	13906	99.97
Refused to answer	99	4	0.03	13910	100.00
<b>Total</b>				13910	100.00%
Missing = 32692					

**Variable:** cough\_clear\_fl

**Question:** 13e

**Description:** Does your persistent cough occur only when clearing your throat?

**Stem:** Does your persistent cough occur only when clearing your throat?

**Applies to:** Registrants who experienced a persistent cough in the last 30 days

Label	Value	Frequency	Percent	Cumulative Frequency	Cumulative Percent
Yes	1	2678	16.39	2678	16.39
No	2	13643	83.50	16321	99.89
Don't know	8	18	0.11	16339	100.00
<b>Total</b>				16339	100.00%
Missing = 30263					

**Variable:** cough\_freq\_fl

**Question:** 13f

**Description:** Do you usually cough as much as 4 to 6 times a day, 4 or more days out of the week?

**Stem:** Do you usually cough as much as 4 to 6 times a day, 4 or more days out of the week?

**Applies to:** Registrants who experienced a persistent cough in the last 30 days

Label	Value	Frequency	Percent	Cumulative Frequency	Cumulative Percent
Yes	1	9697	58.40	9697	58.40
No	2	6886	41.47	16583	99.87
Don't know	8	21	0.13	16604	100.00
<b>Total</b>				16604	100.00%
Missing = 29998					



# WTCHR Wave 2 Adult Survey Codebook (revised 12/12/12)

**Variable:** cough\_morn\_f1

**Question:** 13g

**Description:** Do you usually cough at all when getting up or first thing in the morning?

**Stem:** Do you usually cough at all when getting up or first thing in the morning?

**Applies to:** Registrants who experienced a persistent cough in the last 30 days

Label	Value	Frequency	Percent	Cumulative Frequency	Cumulative Percent
Yes	1	8771	53.01	8771	53.01
No	2	7739	46.77	16510	99.78
Don't know	8	36	0.22	16546	100.00
<b>Total</b>				16546	100.00%
Missing = 30056					

**Variable:** cough\_rest\_day\_f1

**Question:** 13h

**Description:** Usually cough at all during the rest of the day or at night?

**Stem:** Do you usually cough at all during the rest of the day or at night?

**Applies to:** Registrants who experienced a persistent cough in the last 30 days

Label	Value	Frequency	Percent	Cumulative Frequency	Cumulative Percent
Yes	1	10945	65.98	10945	65.98
No	2	5629	33.93	16574	99.92
Don't know	8	13	0.08	16587	99.99
Refused to answer	9	1	0.01	16588	100.00
<b>Total</b>				16588	100.00%
Missing = 30014					

**Variable:** cough\_cons\_f1

**Question:** 13i

**Description:** Do you usually cough like this on most days for 3 consecutive months or more during the year?

**Stem:** Do you usually cough like this on most days for 3 consecutive months or more during the year?

**Applies to:** Registrants who experienced a persistent cough in the last 30 days

Label	Value	Frequency	Percent	Cumulative Frequency	Cumulative Percent
Yes	1	7778	47.16	7778	47.16
No	2	8678	52.61	16456	99.77
Don't know	8	38	0.23	16494	100.00
<b>Total</b>				16494	100.00%
Missing = 30108					

**Variable:** cough\_yrs\_f1

**Question:** 13j

**Description:** Estimate the number of years you have had this cough

**Stem:** For how many years have you had this cough?

**Applies to:** Registrants who experienced a persistent cough in the last 30 days

Label	Value	Frequency	Percent	Cumulative Frequency	Cumulative Percent
0		1948	14.54	1948	14.54
1		1469	10.97	3417	25.51
2		1483	11.07	4900	36.58
3		1620	12.09	6520	48.68
4		1461	10.91	7981	59.59
5		3389	25.30	11370	84.89
6		1264	9.44	12634	94.33
7		129	0.96	12763	95.29
8		44	0.33	12807	95.62
9		13	0.10	12820	95.71
10		157	1.17	12977	96.89
11		8	0.06	12985	96.95
12		23	0.17	13008	97.12
13		7	0.05	13015	97.17
14		5	0.04	13020	97.21
15		54	0.40	13074	97.61
16		6	0.04	13080	97.66
17		5	0.04	13085	97.69
18		3	0.02	13088	97.72

Label	Value	Frequency	Percent	Cumulative Frequency	Cumulative Percent
19		2	0.01	13090	97.73
20		59	0.44	13149	98.17
21		5	0.04	13154	98.21
22		1	0.01	13155	98.22
23		4	0.03	13159	98.25
24		2	0.01	13161	98.26
25		37	0.28	13198	98.54
26		2	0.01	13200	98.55
28		1	0.01	13201	98.56
30		26	0.19	13227	98.75
34		1	0.01	13228	98.76
35		3	0.02	13231	98.78
38		1	0.01	13232	98.79
40		10	0.07	13242	98.87
42		1	0.01	13243	98.87
45		4	0.03	13247	98.90
46		1	0.01	13248	98.91
50		1	0.01	13249	98.92
52		1	0.01	13250	98.92
55		1	0.01	13251	98.93
60		2	0.01	13253	98.95
61		1	0.01	13254	98.95
64		1	0.01	13255	98.96
71		1	0.01	13256	98.97
90		1	0.01	13257	98.98
Don't know	98	123	0.92	13380	99.90
Refused to answer	99	14	0.10	13394	100.00
<b>Total</b>				13394	100.00%
Missing = 33208					

**Variable:** hypertension\_f1

**Question:** 14a

**Description:** Have you ever been told that you had hypertension or high blood pressure?

**Stem:** Have you ever been told that you had hypertension or high blood pressure?

**Applies to:** All registrants

Label	Value	Frequency	Percent	Cumulative Frequency	Cumulative Percent
Yes	1	14288	31.24	14288	31.24
No	2	31434	68.72	45722	99.96
Don't know	8	16	0.03	45738	100.00
Refused to answer	9	2	0.00	45740	100.00
<b>Total</b>				45740	100.00%
Missing = 862					

**Variable:** hypertension\_pre911\_f1

**Question:** 14a\_pre

**Description:** Told before 9/11/01/hypertension or high blood pressure

**Stem:** Were you told you had hypertension or high blood pressure before 09/11/01?

**Applies to:** Registrants who had hypertension or high blood pressure

Label	Value	Frequency	Percent	Cumulative Frequency	Cumulative Percent
Yes	1	4783	38.29	4783	38.29
No	2	7661	61.34	12444	99.63
Don't know	8	46	0.37	12490	100.00
<b>Total</b>				12490	100.00%
Missing = 34112					

# WTCHR Wave 2 Adult Survey Codebook (revised 12/12/12)

**Variable:** angina\_f1

**Question:** 14b

**Description:** Have you ever been told that you had angina?

**Stem:** Have you ever been told that you had angina, also called angina pectoris?

**Applies to:** All registrants

Label	Value	Frequency	Percent	Cumulative Frequency	Cumulative Percent
Yes	1	1307	2.90	1307	2.90
No	2	43718	96.93	45025	99.83
Don't know	8	76	0.17	45101	100.00
Refused to answer	9	1	0.00	45102	100.00
<b>Total</b>				45102	100.00%
Missing = 1500					

**Variable:** angina\_pre911\_f1

**Question:** 14b\_pre

**Description:** Told before 9/11/01/angina

**Stem:** Were you told you had Angina, also called angina pectoris, before 09/11/01?

**Applies to:** Registrants who had angina

Label	Value	Frequency	Percent	Cumulative Frequency	Cumulative Percent
Yes	1	439	18.28	439	18.28
No	2	1956	81.47	2395	99.75
Don't know	8	6	0.25	2401	100.00
<b>Total</b>				2401	100.00%
Missing = 44201					

**Variable:** heart\_attack\_f1

**Question:** 14c

**Description:** Have you ever been told that you had a heart attack or myocardial infarction?

**Stem:** Have you ever been told that you had a heart attack or myocardial infarction?

**Applies to:** All registrants

Label	Value	Frequency	Percent	Cumulative Frequency	Cumulative Percent
Yes	1	1159	2.57	1159	2.57
No	2	43947	97.39	45106	99.96
Don't know	8	18	0.04	45124	100.00
<b>Total</b>				45124	100.00%
Missing = 1478					

**Variable:** heart\_attack\_pre911\_f1

**Question:** 14c\_pre

**Description:** You were told before 9/11/01/heart attack or myocardial infarction

**Stem:** Were you told you had a heart attack or myocardial infarction before 09/11/01?

**Applies to:** Registrants who had a heart attack or myocardial infarction

Label	Value	Frequency	Percent	Cumulative Frequency	Cumulative Percent
Yes	1	413	18.05	413	18.05
No	2	1874	81.91	2287	99.96
Don't know	8	1	0.04	2288	100.00
<b>Total</b>				2288	100.00%
Missing = 44314					

**Variable:** other\_heart\_f1

**Question:** 14d

**Description:** Have you ever been told that you had other heart disease?

**Stem:** Have you ever been told that you had other heart disease?

**Applies to:** All registrants

Label	Value	Frequency	Percent	Cumulative Frequency	Cumulative Percent
Yes	1	4431	9.81	4431	9.81
No	2	40710	90.14	45141	99.95
Don't know	8	22	0.05	45163	100.00
Refused to answer	9	1	0.00	45164	100.00
<b>Total</b>				45164	100.00%
Missing = 1438					

**Variable:** other\_heart\_pre911\_f1

**Question:** 14d\_pre

**Description:** Told before 9/11/01/other heart disease

**Stem:** Were you told you had other heart disease before 09/11/01?

**Applies to:** Registrants who had other heart disease

Label	Value	Frequency	Percent	Cumulative Frequency	Cumulative Percent
Yes	1	1112	28.08	1112	28.08
No	2	2839	71.69	3951	99.77
Don't know	8	9	0.23	3960	100.00
<b>Total</b>				3960	100.00%
Missing = 42642					

**Variable:** stroke\_f1

**Question:** 14e

**Description:** Have you ever been told that you had a stroke?

**Stem:** Have you ever been told that you had a stroke?

**Applies to:** All registrants

Label	Value	Frequency	Percent	Cumulative Frequency	Cumulative Percent
Yes	1	573	1.27	573	1.22
No	2	44587	98.71	45160	99.98
Don't know	8	10	0.02	45170	100.00
<b>Total</b>				45170	100.00%
Missing = 1432					

**Variable:** stroke\_pre911\_f1

**Question:** 14e\_pre

**Description:** Told before 9/11/01/stroke

**Stem:** Were you told you had a stroke before 09/11/01?

**Applies to:** Registrants who had a stroke

Label	Value	Frequency	Percent	Cumulative Frequency	Cumulative Percent
Yes	1	158	8.60	158	8.60
No	2	1678	91.34	1836	99.95
Don't know	8	1	0.05	1837	100.00
<b>Total</b>				1837	100.00%
Missing = 44765					

**Variable:** diabetes\_f1

**Question:** 14f

**Description:** Have you ever been told that you had diabetes or sugar diabetes?

**Stem:** Have you ever been told that you had diabetes or sugar diabetes?

**Applies to:** All registrants

Label	Value	Frequency	Percent	Cumulative Frequency	Cumulative Percent
Yes	1	3393	7.48	3393	7.48
No	2	41926	92.48	45319	99.97
Don't know	8	14	0.03	45333	100.00
Refused to answer	9	1	0.00	45334	100.00
<b>Total</b>				45334	100.00%
Missing = 1268					

**Variable:** diabetes\_pre911\_f1

**Question:** 14f\_pre

**Description:** Told before 9/11/01/diabetes or sugar diabetes

**Stem:** Were you told you had diabetes or sugar diabetes before 09/11/01?

**Applies to:** Registrants who had diabetes or sugar diabetes

Label	Value	Frequency	Percent	Cumulative Frequency	Cumulative Percent
Yes	1	1169	29.98	1169	29.98
No	2	2721	69.79	3890	99.77
Don't know	8	9	0.23	3899	100.00
<b>Total</b>				3899	100.00%
Missing = 42703					

# WTCHR Wave 2 Adult Survey Codebook (revised 12/12/12)

**Variable:** cancer\_f1

**Question:** 14g

**Description:** Have you ever been told that you had cancer or malignancy?

**Stem:** Have you ever been told that you had cancer or malignancy?

**Applies to:** All registrants

Label	Value	Frequency	Percent	Cumulative Frequency	Cumulative Percent
Yes	1	3462	7.65	3462	7.65
No	2	41749	92.30	45211	99.96
Don't know	8	19	0.04	45230	100.00
Refused to answer	9	1	0.00	45231	100.00
<b>Total</b>				45231	100.00%

Missing = 1371

**Variable:** cancer\_pre911\_f1

**Question:** 14g\_pre

**Description:** Told before 9/11/01/cancer or malignancy

**Stem:** Were you told you had cancer or malignancy before 09/11/01?

**Applies to:** Registrants who had cancer or malignancy

Label	Value	Frequency	Percent	Cumulative Frequency	Cumulative Percent
Yes	1	1122	28.44	1122	28.44
No	2	2818	71.43	3940	99.87
Don't know	8	5	0.13	3945	100.00
<b>Total</b>				3945	100.00%

Missing = 42657

**Variable:** cancer\_sp\_f1

**Question:** 14g\_o

**Description:** Type of cancer or malignancy – specify

**Stem:** Registrants who had cancer or malignancy

**Applies to:** Registrants who had cancer or malignancy

Label	Value	Frequency	Percent	Cumulative Frequency	Cumulative Percent
Data Not Present		44323	95.11	44323	95.11
Data Present		2279	4.89	46602	100.00
<b>Total</b>				46602	100.00%

**Variable:** depression\_f1

**Question:** 14h

**Description:** Have you ever been told that you had depression?

**Stem:** Have you ever been told that you had depression?

**Applies to:** All registrants

Label	Value	Frequency	Percent	Cumulative Frequency	Cumulative Percent
Yes	1	10805	23.83	10805	23.83
No	2	34500	76.10	45305	99.94
Don't know	8	21	0.05	45326	99.98
Refused to answer	9	7	0.02	45333	100.00
<b>Total</b>				45333	100.00%

Missing = 1269

**Variable:** depression\_pre911\_f1

**Question:** 14h\_pre

**Description:** Told before 9/11/01/depression

**Stem:** Were you told you had depression before 09/11/01?

**Applies to:** Registrants who had depression

Label	Value	Frequency	Percent	Cumulative Frequency	Cumulative Percent
Yes	1	3037	33.58	3037	33.58
No	2	5993	66.27	9030	99.86
Don't know	8	12	0.13	9042	99.99
Refused to answer	9	1	0.01	9043	100.00
<b>Total</b>				9043	100.00%

Missing = 37559

**Variable:** PTSD\_f1

**Question:** 14i

**Description:** Have you ever been told that you had post-traumatic stress disorder or PTSD?

**Stem:** Have you ever been told that you had post-traumatic stress disorder or PTSD?

**Applies to:** All registrants

Label	Value	Frequency	Percent	Cumulative Frequency	Cumulative Percent
Yes	1	7381	16.33	7381	16.33
No	2	37722	83.48	45103	99.81
Don't know	8	80	0.18	45183	99.99
Refused to answer	9	4	0.01	45187	100.00
<b>Total</b>				45187	100.00%

Missing = 1415

**Variable:** PTSD\_pre911\_f1

**Question:** 14i\_pre

**Description:** Told before 9/11/01/post-traumatic stress disorder or PTSD

**Stem:** Were you told you had post-traumatic stress disorder or PTSD before 09/11/01?

**Applies to:** Registrants who had post-traumatic stress disorder or PTSD

Label	Value	Frequency	Percent	Cumulative Frequency	Cumulative Percent
Yes	1	569	8.83	569	8.83
No	2	5874	91.14	6443	99.97
Don't know	8	2	0.03	6445	100.00
<b>Total</b>				6445	100.00%

Missing = 40157

**Variable:** anxiety\_f1

**Question:** 14j

**Description:** Have you ever been told that you had anxiety disorder, other than PTSD?

**Stem:** Have you ever been told that you had anxiety disorder, other than PTSD?

**Applies to:** All registrants

Label	Value	Frequency	Percent	Cumulative Frequency	Cumulative Percent
Yes	1	6929	15.35	6929	15.35
No	2	38136	84.46	45065	99.81
Don't know	8	82	0.18	45147	99.99
Refused to answer	9	5	0.01	45152	100.00
<b>Total</b>				45152	100.00%

Missing = 1450

**Variable:** anxiety\_pre911\_f1

**Question:** 14j\_pre

**Description:** Told before 9/11/01/anxiety disorder, other than PTSD

**Stem:** Were you told you had anxiety disorder, other than PTSD before 09/11/01?

**Applies to:** Registrants who had anxiety disorder, other than PTSD

Label	Value	Frequency	Percent	Cumulative Frequency	Cumulative Percent
Yes	1	1551	26.82	1551	26.82
No	2	4223	73.02	5774	99.84
Don't know	8	8	0.14	5782	99.98
Refused to answer	9	1	0.01	5783	100.00
<b>Total</b>				5783	100.00%

Missing = 40819

# WTCHR Wave 2 Adult Survey Codebook (revised 12/12/12)

**Variable:** hayfever\_f1

**Question:** 14k

**Description:** Have you ever been told that you had hay fever or allergic rhinitis?

**Stem:** Have you ever been told that you had hay fever or allergic rhinitis?

**Applies to:** All registrants

Label	Value	Frequency	Percent	Cumulative Frequency	Cumulative Percent
Yes	1	12145	26.83	12145	26.83
No	2	33056	73.03	45201	99.86
Don't know	8	61	0.13	45262	100.00
Refused to answer	9	1	0.00	45263	100.00
<b>Total</b>				45263	100.00%

Missing = 1339

**Variable:** hayfever\_pre911\_f1

**Question:** 14k\_pre

**Description:** Told before 9/11/01/hay fever or allergic rhinitis

**Stem:** Were you told you had hay fever or allergic rhinitis before 09/11/01?

**Applies to:** Registrants who had hay fever or allergic rhinitis

Label	Value	Frequency	Percent	Cumulative Frequency	Cumulative Percent
Yes	1	7066	69.57	7066	69.57
No	2	3063	30.16	10129	99.72
Don't know	8	27	0.27	10156	99.99
Refused to answer	9	1	0.01	10157	100.00
<b>Total</b>				10157	100.00%

Missing = 36445

**Variable:** chbronch\_f1

**Question:** 14l

**Description:** Have you ever been told that you had chronic bronchitis?

**Stem:** Have you ever been told that you had chronic bronchitis?

**Applies to:** All registrants

Label	Value	Frequency	Percent	Cumulative Frequency	Cumulative Percent
Yes	1	5402	11.93	5402	11.93
No	2	39824	87.97	45226	99.90
Don't know	8	44	0.10	45270	100.00
Refused to answer	9	2	0.00	45272	100.00
<b>Total</b>				45272	100.00%

Missing = 1330

**Variable:** chbronch\_pre911\_f1

**Question:** 14l\_pre

**Description:** Told before 9/11/01/chronic bronchitis

**Stem:** Were you told you had chronic bronchitis before 09/11/01?

**Applies to:** Registrants who had chronic bronchitis

Label	Value	Frequency	Percent	Cumulative Frequency	Cumulative Percent
Yes	1	1631	37.41	1631	37.41
No	2	2719	62.36	4350	99.77
Don't know	8	10	0.23	4360	100.00
<b>Total</b>				4360	100.00%

Missing = 42242

**Variable:** emphysema\_f1

**Question:** 14m

**Description:** Have you ever been told that you had emphysema?

**Stem:** Have you ever been told that you had emphysema?

**Applies to:** All registrants

Label	Value	Frequency	Percent	Cumulative Frequency	Cumulative Percent
Yes	1	818	1.82	818	1.82
No	2	44193	98.14	45011	99.96
Don't know	8	18	0.04	45029	100.00
<b>Total</b>				45029	100.00%

Missing = 1573

**Variable:** emphysema\_pre911\_f1

**Question:** 14m\_pre

**Description:** Told before 9/11/01/emphysema

**Stem:** Were you told you had emphysema before 09/11/01?

**Applies to:** Registrants who had emphysema

Label	Value	Frequency	Percent	Cumulative Frequency	Cumulative Percent
Yes	1	145	23.05	145	23.05
No	2	483	76.79	628	99.84
Don't know	8	1	0.16	629	100.00
<b>Total</b>				629	100.00%

Missing = 45973

**Variable:** rads\_f1

**Question:** 14n

**Description:** Have you ever been told that you had reactive airway disease, also called RADS?

**Stem:** Have you ever been told that you had reactive airway disease, also called RADS?

**Applies to:** All registrants

Label	Value	Frequency	Percent	Cumulative Frequency	Cumulative Percent
Yes	1	1293	2.87	1293	2.87
No	2	43682	96.98	44975	99.86
Don't know	8	62	0.14	45037	99.99
Refused to answer	9	3	0.01	45040	100.00
<b>Total</b>				45040	100.00%

Missing = 1562

**Variable:** rads\_pre911\_f1

**Question:** 14n\_pre

**Description:** Told before 9/11/01/reactive airway disease, also called RADS

**Stem:** Were you told you had reactive airway disease, also called RADS before 09/11/01?

**Applies to:** Registrants who had reactive airway disease, also called RADS

Label	Value	Frequency	Percent	Cumulative Frequency	Cumulative Percent
Yes	1	151	14.06	151	14.06
No	2	923	85.94	1074	100.00
<b>Total</b>				1074	100.00%

Missing = 45528

**Variable:** sarcoidosis\_f1

**Question:** 14o

**Description:** Have you ever been told that you had sarcoidosis?

**Stem:** Have you ever been told that you had sarcoidosis?

**Applies to:** All registrants

Label	Value	Frequency	Percent	Cumulative Frequency	Cumulative Percent
Yes	1	406	0.91	406	0.91
No	2	44255	98.90	44661	99.80
Don't know	8	86	0.19	44747	100.00
Refused to answer	9	2	0.00	44749	100.00
<b>Total</b>				44749	100.00%

Missing = 1853

**Variable:** sarcoidosis\_pre911\_f1

**Question:** 14o\_pre

**Description:** Told before 9/11/01/sarcoidosis

**Stem:** Were you told you had sarcoidosis before 09/11/01?

**Applies to:** Registrants who had sarcoidosis

Label	Value	Frequency	Percent	Cumulative Frequency	Cumulative Percent
Yes	1	148	44.71	148	44.71
No	2	181	54.68	329	99.40
Don't know	8	2	0.60	331	100.00
<b>Total</b>				331	100.00%

Missing = 46271

# WTCHR Wave 2 Adult Survey Codebook (revised 12/12/12)

**Variable:** othlung\_fl

**Question:** 14p

**Description:** Have you ever been told that you had other lung disease?

**Stem:** Have you ever been told that you had other lung disease (e.g. pulmonary fibrosis, granulomatous lung disease)?

**Applies to:** All registrants

Label	Value	Frequency	Percent	Cumulative	
				Frequency	Percent
Yes	1	2146	4.77	2146	4.77
No	2	42791	95.14	44937	99.91
Don't know	8	42	0.09	44979	100.00
<b>Total</b>				44979	100.00%

Missing = 1623

**Variable:** othlung\_pre911\_fl

**Question:** 14p\_pre

**Description:** Told before 9/11/01/Other lung disease

**Stem:** Were you told you had other lung disease (e.g. pulmonary fibrosis, granulomatous lung disease) before 09/11/01?

**Applies to:** Registrants who had other lung disease

Label	Value	Frequency	Percent	Cumulative	
				Frequency	Percent
Yes	1	517	28.75	517	28.75
No	2	1281	71.25	1798	100.00
<b>Total</b>				1798	100.00%

Missing = 44804

**Variable:** othlung\_sp\_fl

**Question:** 14p\_o

**Description:** Other lung disease - specify

**Stem:** Other lung disease - specify

**Applies to:** Registrants who had other lung disease

Label	Value	Frequency	Percent	Cumulative	
				Frequency	Percent
Data Not Present		44866	96.27	44866	96.27
Data Present		1736	3.73	46602	100.00
<b>Total</b>				46602	100.00%

**Variable:** othprob\_fl

**Question:** 14q

**Description:** Have you ever been told that you had other disease (not lung related)?

**Stem:** Have you ever been told that you had other disease (not lung related)?

**Applies to:** All registrants

Label	Value	Frequency	Percent	Cumulative	
				Frequency	Percent
Yes	1	4615	10.85	4615	10.85
No	2	37865	89.03	42480	99.88
Don't know	8	48	0.11	42528	99.99
Refused to answer	9	4	0.01	42532	100.00
<b>Total</b>				42532	100.00%

Missing = 4070

**Variable:** othprob\_pre911\_fl

**Question:** 14q\_pre

**Description:** Told before 9/11/01/other disease (not lung related)

**Stem:** Were you told you had other disease (not lung related) before 09/11/01?

**Applies to:** Registrants who had other disease (not lung related)

Label	Value	Frequency	Percent	Cumulative	
				Frequency	Percent
Yes	1	1342	35.15	1342	35.15
No	2	2470	64.69	3812	99.84
Don't know	8	5	0.13	3817	99.97
Refused to answer	9	1	0.03	3818	100.00
<b>Total</b>				3818	100.00%

Missing = 42784

**Variable:** asthma\_fl

**Question:** 15

**Description:** Have you ever been told that you had asthma?

**Stem:** Have you ever been told by a doctor or other health professional that you had asthma?

**Applies to:** All registrants

Label	Value	Frequency	Percent	Cumulative	
				Frequency	Percent
Yes	1	8714	18.88	8714	18.88
No	2	37418	81.06	46132	99.94
Don't know	8	27	0.06	46159	100.00
Refused to answer	9	1	0.00	46160	100.00
<b>Total</b>				46160	100.00%

Missing = 442

**Variable:** asthma\_pre911\_fl

**Question:** 15b

**Description:** Told before 9/11/01/Asthma

**Stem:** Were you told you had asthma before September 11, 2001?

**Applies to:** Registrants who had asthma

Label	Value	Frequency	Percent	Cumulative	
				Frequency	Percent
Yes	1	3986	45.65	3986	45.65
No	2	4734	54.21	8720	99.86
Don't know	8	12	0.14	8732	100.00
<b>Total</b>				8732	100.00%

Missing = 37870

**Variable:** asthma\_12m\_fl

**Question:** 15c

**Description:** Had an episode of asthma or an asthma attack during the last 12 months

**Stem:** During the last 12 months, have you had an episode of asthma or an asthma attack?

**Applies to:** Registrants who had asthma

Label	Value	Frequency	Percent	Cumulative	
				Frequency	Percent
Yes	1	4982	47.77	4982	47.77
No	2	5436	52.12	10418	99.89
Don't know	8	10	0.10	10428	99.99
Refused to answer	9	1	0.01	10429	100.00
<b>Total</b>				10429	100.00%

Missing = 36173

**Variable:** asthma\_visit\_fl

**Question:** 15d

**Description:** How many times did you visit an ER due to asthma during the last 12 months?

**Stem:** How many times did you visit an emergency room or urgent care center due to asthma during the last 12 months?

**Applies to:** Registrants who had asthma

Label	Value	Frequency	Percent	Cumulative	
				Frequency	Percent
0		8687	85.37	8687	85.37
1		498	4.89	9185	90.26
2		399	3.92	9584	94.18
3		199	1.96	9783	96.14
4		118	1.16	9901	97.30
5		81	0.80	9982	98.09
6		49	0.48	10031	98.58
7		16	0.16	10047	98.73
8		17	0.17	10064	98.90
9		8	0.08	10072	98.98
10		41	0.40	10113	99.38
12		14	0.14	10127	99.52
13		3	0.03	10130	99.55
14		5	0.05	10135	99.60
15		5	0.05	10140	99.65
17		1	0.01	10141	99.66
18		2	0.02	10143	99.68
19		1	0.01	10144	99.69

# WTCHR Wave 2 Adult Survey Codebook (revised 12/12/12)

Label	Value	Frequency	Percent	Cumulative Frequency	Cumulative Percent
20		10	0.10	10154	99.78
21		1	0.01	10155	99.79
24		1	0.01	10156	99.80
25		3	0.03	10159	99.83
30		3	0.03	10162	99.86
33		1	0.01	10163	99.87
40		2	0.02	10165	99.89
50		1	0.01	10166	99.90
56		1	0.01	10167	99.91
60		1	0.01	10168	99.92
97		1	0.01	10169	99.93
Don't know	98	5	0.05	10174	99.98
Refused to answer	99	2	0.02	10176	100.00
<b>Total</b>				10176	100.00%
Missing = 36426					

**Variable:** inhaler\_asth\_fl

**Question:** 15e

**Description:** Used an inhaler in the last 12 months

**Stem:** In the last 12 months, have you used an inhaler prescribed by a doctor for asthma?

**Applies to:** Registrants who had asthma

Label	Value	Frequency	Percent	Cumulative Frequency	Cumulative Percent
Yes	1	5688	54.31	5688	54.31
No	2	4782	45.66	10470	99.96
Don't know	8	3	0.03	10473	99.99
Refused to answer	9	1	0.01	10474	100.00
<b>Total</b>				10474	100.00%
Missing = 36128					

**Variable:** checkup\_fl

**Question:** 16

**Description:** About how long has it been since you last visited a doctor for a routine check-up?

**Stem:** About how long has it been since you last visited a doctor for a routine check-up? A routine check-up is a general physical exam, not an exam for a specific injury, illness, or condition.

**Applies to:** All registrants

Label	Value	Frequency	Percent	Cumulative Frequency	Cumulative Percent
Within past year	1	32047	69.56	32047	69.56
1-2 years ago	2	7277	15.80	39324	85.36
2-5 years ago	3	4525	9.82	43849	95.18
5+ years ago	4	1941	4.21	45790	99.39
Never	5	244	0.53	46034	99.92
Don't know	8	30	0.07	46064	99.99
Refused to answer	9	5	0.01	46069	100.00
<b>Total</b>				46069	100.00%
Missing = 533					

**Variable:** nocare\_fl

**Question:** 17

**Description:** Did you not get the health care you needed during the last 12 months?

**Stem:** Was there a time when you needed health care, but did not get it during the last 12 months?

**Applies to:** All registrants

Label	Value	Frequency	Percent	Cumulative Frequency	Cumulative Percent
Yes	1	8597	18.61	8597	18.61
No	2	37589	81.38	46186	99.99
Refused to answer	9	3	0.01	46189	100.00
<b>Total</b>				46189	100.00%
Missing = 413					

**Variable:** routine\_fl

**Question:** 17a\_1

**Description:** Did you need but not get a routine check-up?

**Stem:** Did you need but not get a routine check-up during the last 12 months?

**Applies to:** Registrants who needed health care but did not get it during the last 12 months

Label	Value	Frequency	Percent	Cumulative Frequency	Cumulative Percent
Yes	1	3682	46.08	3682	46.08
No	2	4309	53.92	7991	100.00
<b>Total</b>				7991	100.00%
Missing = 38611					

**Variable:** specialist\_fl

**Question:** 17a\_2

**Description:** Did you need but not get care from a specialist?

**Stem:** Did you need but not get care from a specialist (e.g. dermatologist or surgeon) during the last 12 months?

**Applies to:** Registrants who needed health care but did not get it during the last 12 months

Label	Value	Frequency	Percent	Cumulative Frequency	Cumulative Percent
Yes	1	2867	35.88	2867	35.88
No	2	5122	64.10	7989	99.97
Don't know	8	2	0.03	7991	100.00
<b>Total</b>				7991	100.00%
Missing = 38611					

**Variable:** inpatient\_fl

**Question:** 17a\_3

**Description:** Did you need but not get inpatient care?

**Stem:** Did you need but not get inpatient care (e.g. hospitalization) during the last 12 months?

**Applies to:** Registrants who needed health care but did not get it during the last 12 months

Label	Value	Frequency	Percent	Cumulative Frequency	Cumulative Percent
Yes	1	329	4.12	329	4.12
No	2	7658	95.83	7987	99.95
Don't know	8	4	0.05	7991	100.00
<b>Total</b>				7991	100.00%
Missing = 38611					

**Variable:** diagnostic\_fl

**Question:** 17a\_4

**Description:** Did you need but not get diagnostic services?

**Stem:** Did you need but not get diagnostic services (e.g. radiology) during the last 12 months?

**Applies to:** Registrants who needed health care but did not get it during the last 12 months

Label	Value	Frequency	Percent	Cumulative Frequency	Cumulative Percent
Yes	1	1196	14.97	1196	14.97
No	2	6790	84.97	7986	99.94
Don't know	8	5	0.06	7991	100.00
<b>Total</b>				7991	100.00%
Missing = 38611					



# WTCHR Wave 2 Adult Survey Codebook (revised 12/12/12)

**Variable:** outpatient\_fl

**Question:** 17a\_5

**Description:** Did you need but not get outpatient care?

**Stem:** Did you need but not get outpatient care (e.g. seeing a doctor for the flu) during the last 12 months?

**Applies to:** Registrants who needed health care but did not get it during the last 12 months

Label	Value	Frequency	Percent	Cumulative Frequency	Cumulative Percent
Yes	1	2825	35.35	2825	35.35
No	2	5163	64.60	7988	99.95
Don't know	8	4	0.05	7992	100.00
<b>Total</b>				7992	100.00%
Missing = 38610					

**Variable:** prescription\_fl

**Question:** 17a\_6

**Description:** Did you need but not get prescription medicines?

**Stem:** Did you need but not get prescription medicines during the last 12 months?

**Applies to:** Registrants who needed health care but did not get it during the last 12 months

Label	Value	Frequency	Percent	Cumulative Frequency	Cumulative Percent
Yes	1	2269	28.39	2269	28.39
No	2	5719	71.57	7988	99.96
Don't know	8	3	0.04	7991	100.00
<b>Total</b>				7991	100.00%
Missing = 38611					

**Variable:** counseling\_fl

**Question:** 17a\_7

**Description:** Did you need but not get mental health care or counseling?

**Stem:** Did you need but not get mental health care or counseling during the last 12 months?

**Applies to:** Registrants who needed health care but did not get it during the last 12 months

Label	Value	Frequency	Percent	Cumulative Frequency	Cumulative Percent
Yes	1	2432	30.43	2432	30.43
No	2	5554	69.50	7986	99.94
Don't know	8	3	0.04	7989	99.97
Refused to answer	9	2	0.02	7991	100.00
<b>Total</b>				7991	100.00%
Missing = 38611					

**Variable:** dental\_fl

**Question:** 17a\_8

**Description:** Did you need but not get dental care?

**Stem:** Did you need but not get dental care during the last 12 months?

**Applies to:** Registrants who needed health care but did not get it during the last 12 months

Label	Value	Frequency	Percent	Cumulative Frequency	Cumulative Percent
Yes	1	3270	40.92	3270	40.92
No	2	4721	59.08	7991	100.00
<b>Total</b>				7991	100.00%
Missing = 38611					

**Variable:** eyeexam\_fl

**Question:** 17a\_9

**Description:** Did you need but not get an eye exam or glasses?

**Stem:** Did you need but not get an eye exam or glasses during the last 12 months?

**Applies to:** Registrants who needed health care but did not get it during the last 12 months

Label	Value	Frequency	Percent	Cumulative Frequency	Cumulative Percent
Yes	1	2671	33.43	2671	33.43
No	2	5319	66.56	7990	99.99

Label	Value	Frequency	Percent	Cumulative Frequency	Cumulative Percent
Don't know	8	1	0.01	7991	100.00
<b>Total</b>				7991	100.00%
Missing = 38611					

**Variable:** othercare\_fl

**Question:** 17a\_10

**Description:** Did you need but not get care for other?

**Stem:** Did you need but not get care for other during the last 12 months?

**Applies to:** Registrants who needed health care but did not get it during the last 12 months

Label	Value	Frequency	Percent	Cumulative Frequency	Cumulative Percent
Yes	1	1097	13.73	1097	13.73
No	2	6888	86.20	7985	99.92
Don't know	8	5	0.06	7990	99.99
Refused to answer	9	1	0.01	7991	100.00
<b>Total</b>				7991	100.00%
Missing = 38611					

**Variable:** othercare\_sp\_fl

**Question:** 17a\_o

**Description:** Did you need but not get care for other - specify

**Stem:** Did you need but not get care for other - specify

**Applies to:** Registrants who needed health care for other but did not get it during the last 12 months

Label	Value	Frequency	Percent	Cumulative Frequency	Cumulative Percent
Data Not Present		45519	97.68	45519	97.68
Data Present		1083	2.32	46602	100.00
<b>Total</b>				46602	100.00%

**Variable:** nomoney\_fl

**Question:** 17b\_1

**Description:** What prevented you from getting health care: Lacked money

**Stem:** What prevented you from getting the health care you needed in the last 12 months: Lacked money

**Applies to:** Registrants who needed health care but did not get it during the last 12 months

Label	Value	Frequency	Percent	Cumulative Frequency	Cumulative Percent
Yes	1	2827	37.90	2827	37.90
No	2	4630	62.07	7457	99.97
Don't know	8	1	0.01	7458	99.99
Refused to answer	9	1	0.01	7459	100.00
<b>Total</b>				7459	100.00%
Missing = 39143					

**Variable:** noinsurance\_fl

**Question:** 17b\_2

**Description:** What prevented you from getting health care: Lacked insurance

**Stem:** What prevented you from getting the health care you needed in the last 12 months: Lacked insurance

**Applies to:** Registrants who needed health care but did not get it during the last 12 months

Label	Value	Frequency	Percent	Cumulative Frequency	Cumulative Percent
Yes	1	2431	32.59	2431	32.59
No	2	5024	67.35	7455	99.95
Don't know	8	2	0.03	7457	99.97
Refused to answer	9	2	0.03	7459	100.00
<b>Total</b>				7459	100.00%
Missing = 39143					

# WTCHR Wave 2 Adult Survey Codebook (revised 12/12/12)

**Variable:** notransportation\_f1

**Question:** 17b\_3

**Description:** What prevented you from getting health care: Lacked transportation

**Stem:** What prevented you from getting the health care you needed in the last 12 months: Lacked transportation

**Applies to:** Registrants who needed health care but did not get it during the last 12 months

Label	Value	Frequency	Percent	Cumulative Frequency	Cumulative Percent
Yes	1	330	4.42	330	4.42
No	2	7127	95.55	7457	99.97
Refused to answer	9	2	0.03	7459	100.00
<b>Total</b>				7459	100.00%
Missing = 39143					

**Variable:** nochildcare\_f1

**Question:** 17b\_4

**Description:** What prevented you from getting health care: Lacked childcare

**Stem:** What prevented you from getting the health care you needed in the last 12 months: Lacked childcare

**Applies to:** Registrants who needed health care but did not get it during the last 12 months

Label	Value	Frequency	Percent	Cumulative Frequency	Cumulative Percent
Yes	1	333	4.46	333	4.46
No	2	7125	95.52	7458	99.99
Refused to answer	9	1	0.01	7459	100.00
<b>Total</b>				7459	100.00%
Missing = 39143					

**Variable:** nogo\_f1

**Question:** 17b\_5

**Description:** What prevented you from getting health care: Did not know where to go for care

**Stem:** What prevented you from getting the health care you needed in the last 12 months: Did not know where to go for care

**Applies to:** Registrants who needed health care but did not get it during the last 12 months

Label	Value	Frequency	Percent	Cumulative Frequency	Cumulative Percent
Yes	1	1115	14.95	1115	14.95
No	2	6342	85.02	7457	99.97
Don't know	8	1	0.01	7458	99.99
Refused to answer	9	1	0.01	7459	100.00
<b>Total</b>				7459	100.00%
Missing = 39143					

**Variable:** noprovider\_f1

**Question:** 17b\_6

**Description:** What prevented you from getting health care: Unable to find a provider

**Stem:** What prevented you from getting the health care you needed in the last 12 months: Was unable to find a provider who could diagnose or treat my condition

**Applies to:** Registrants who needed health care but did not get it during the last 12 months

Label	Value	Frequency	Percent	Cumulative Frequency	Cumulative Percent
Yes	1	1015	13.61	1015	13.61
No	2	6444	86.38	7459	99.99
Refused to answer	9	1	0.01	7460	100.00
<b>Total</b>				7460	100.00%
Missing = 39142					

**Variable:** noother\_f1

**Question:** 17b\_7

**Description:** What prevented you from getting health care: Other

**Stem:** What prevented you from getting the health care you needed in the last 12 months: Other

**Applies to:** Registrants who needed health care but did not get it during the last 12 months

Label	Value	Frequency	Percent	Cumulative Frequency	Cumulative Percent
Yes	1	3570	47.86	3570	47.86
No	2	3885	52.08	7455	99.95
Don't know	8	2	0.03	7457	99.97
Refused to answer	9	2	0.03	7459	100.00
<b>Total</b>				7459	100.00%
Missing = 39143					

**Variable:** care911\_f1

**Question:** 17c

**Description:** Was the health care you were seeking but did not receive for a problem related to 9/11?

**Stem:** Regarding health care that you did not receive in the last 12 months, were you seeking health care for a problem that may be related to September 11, 2001?

**Applies to:** Registrants who needed health care but did not get it during the last 12 months

Label	Value	Frequency	Percent	Cumulative Frequency	Cumulative Percent
Yes	1	2887	34.14	2887	34.14
No	2	2287	27.05	5174	61.19
Don't know	3 or 8	3282	38.81	8456	100.00
<b>Total</b>				8456	100.00%
Missing = 38146					

**Variable:** sad\_f1

**Question:** 18a

**Description:** In the last 30 days, how often did you feel so sad that nothing could cheer you up?

**Stem:** In the last 30 days, how often did you feel so sad that nothing could cheer you up?

**Applies to:** All registrants

Label	Value	Frequency	Percent	Cumulative Frequency	Cumulative Percent
All of the time	1	588	1.27	588	1.27
Most of the time	2	2558	5.53	3146	6.80
Some of the time	3	8539	18.46	11685	25.26
A little of the time	4	12046	26.04	23731	51.30
None of the time	5	22506	48.6	46237	99.94
Don't know	8	15	0.03	46252	99.98
Refused to answer	9	11	0.02	46263	100.00
<b>Total</b>				46263	100.00%
Missing = 339					

**Variable:** nervous\_f1

**Question:** 18b

**Description:** In the last 30 days, how often did you feel nervous?

**Stem:** In the last 30 days, how often did you feel nervous?

**Applies to:** All registrants

Label	Value	Frequency	Percent	Cumulative Frequency	Cumulative Percent
All of the time	1	1222	2.64	1222	2.64
Most of the time	2	3576	7.73	4798	10.38
Some of time	3	11682	25.26	16480	35.64
A little of the time	4	14514	31.39	30994	67.03
None of the time	5	15222	32.92	46216	99.95
Don't know	8	9	0.02	46225	99.97
Refused to answer	9	14	0.03	46239	100.00
<b>Total</b>				46239	100.00%
Missing = 363					



# WTCHR Wave 2 Adult Survey Codebook (revised 12/12/12)

**Variable:** restless\_f1

**Question:** 18c

**Description:** In the last 30 days, how often did you feel restless or fidgety?

**Stem:** In the last 30 days, how often did you feel restless or fidgety?

**Applies to:** All registrants

Label	Value	Frequency	Percent	Cumulative Frequency	Cumulative Percent
All of the time	1	1533	3.32	1533	3.32
Most of the time	2	4353	9.43	5886	12.75
Some of the time	3	11977	25.95	17863	38.70
A little of the time	4	12807	27.74	30670	66.44
None of the time	5	15462	33.50	46132	99.94
Don't know	8	21	0.05	46153	99.98
Refused to answer	9	9	0.02	46162	100.00
<b>Total</b>				46162	100.00%
Missing = 440					

**Variable:** hopeless\_f1

**Question:** 18d

**Description:** In the last 30 days, how often did you feel hopeless?

**Stem:** In the last 30 days, how often did you feel hopeless?

**Applies to:** All registrants

Label	Value	Frequency	Percent	Cumulative Frequency	Cumulative Percent
All of the time	1	707	1.53	707	1.53
Most of the time	2	1980	4.29	2687	5.82
Some of the time	3	5998	12.99	8685	18.81
A little of the time	4	8342	18.07	17027	36.88
None of the time	5	29121	63.07	46148	99.95
Don't know	8	14	0.03	46162	99.98
Refused to answer	9	11	0.02	46173	100.00
<b>Total</b>				46173	100.00%
Missing = 429					

**Variable:** lethargic\_f1

**Question:** 18e

**Description:** In the last 30 days, how often did you feel that everything was an effort?

**Stem:** In the last 30 days, how often did you feel that everything was an effort?

**Applies to:** All registrants

Label	Value	Frequency	Percent	Cumulative Frequency	Cumulative Percent
All of the time	1	1652	3.58	1652	3.58
Most of the time	2	3986	8.63	5638	12.21
Some of the time	3	9096	19.70	14734	31.91
A little of the time	4	11971	25.92	26705	57.83
None of the time	5	19424	42.06	46129	99.89
Don't know	8	38	0.08	46167	99.98
Refused to answer	9	11	0.02	46178	100.00
<b>Total</b>				46178	100.00%
Missing = 424					

**Variable:** worthless\_f1

**Question:** 18f

**Description:** In the last 30 days, how often did you feel worthless?

**Stem:** In the last 30 days, how often did you feel worthless?

**Applies to:** All registrants

Label	Value	Frequency	Percent	Cumulative Frequency	Cumulative Percent
All of the time	1	716	1.55	716	1.55
Most of the time	2	1739	3.77	2455	5.32
Some of the time	3	4978	10.78	7433	16.10
A little of the time	4	7039	15.25	14472	31.35
None of the time	5	31667	68.60	46139	99.95
Don't know	8	12	0.03	46151	99.98
Refused to answer	9	10	0.02	46161	100.00
<b>Total</b>				46161	100.00%
Missing = 441					

**Variable:** talk\_f1

**Question:** 19

**Description:** Seen or talked to a professional for a mental or emotional problem during the last 12 months?

**Stem:** During the last 12 months, have you seen or talked to a professional for a mental or emotional problem?

**Applies to:** All registrants

Label	Value	Frequency	Percent	Cumulative Frequency	Cumulative Percent
Yes	1	9948	21.48	9948	21.48
No	2	36344	78.48	46292	99.96
Don't know	8	9	0.02	46301	99.98
Refused to answer	9	9	0.02	46310	100.00
<b>Total</b>				46310	100.00%
Missing = 292					

**Variable:** medication\_f1

**Question:** 20

**Description:** Took prescribed medication for a mental or emotional condition during the last 12 months?

**Stem:** During the last 12 months, have you taken any medication that was prescribed to you to treat a mental or emotional condition?

**Applies to:** All registrants

Label	Value	Frequency	Percent	Cumulative Frequency	Cumulative Percent
Yes	1	6798	14.69	6798	14.69
No	2	39447	85.26	46245	99.95
Don't know	8	12	0.03	46257	99.98
Refused to answer	9	9	0.02	46266	100.00
<b>Total</b>				46266	100.00%
Missing = 336					

**Variable:** smoke\_now\_f1

**Question:** 21

**Description:** Do you now smoke cigarettes Every day, some days, or Not at all?

**Stem:** Do you now smoke cigarettes Every day, some days, or Not at all?

**Applies to:** All registrants

Label	Value	Frequency	Percent	Cumulative Frequency	Cumulative Percent
Every day	1	3591	7.74	3591	7.74
Some Days	2	2709	5.84	6300	13.58
Not at all	3	40069	86.38	46369	99.97
Don't know	8	6	0.01	46375	99.98
Refused to answer	9	10	0.02	46385	100.00
<b>Total</b>				46385	100.00%
Missing = 217					

**Variable:** smoke\_perday\_f1

**Question:** 21a

**Description:** Number of cigarettes you smoke per day?

**Stem:** About how many cigarettes on average do you smoke per day?

**Applies to:** All registrants

Label	Value	Frequency	Percent	Cumulative Frequency	Cumulative Percent
0		28605	82.97	28605	82.97
1		459	1.33	29064	84.30
2		434	1.26	29498	85.56
3		385	1.12	29883	86.68
4		251	0.73	30134	87.40
5		535	1.55	30669	88.95
6		193	0.56	30862	89.51
7		136	0.39	30998	89.91
8		170	0.49	31168	90.40
9		38	0.11	31206	90.51
10		1050	3.05	32256	93.56
11		20	0.06	32276	93.62
12		116	0.34	32392	93.95

# WTCHR Wave 2 Adult Survey Codebook (revised 12/12/12)

Label	Value	Frequency	Percent	Cumulative Frequency	Cumulative Percent
13		25	0.07	32417	94.03
14		29	0.08	32446	94.11
15		468	1.36	32914	95.47
16		27	0.08	32941	95.54
17		20	0.06	32961	95.60
18		45	0.13	33006	95.73
19		5	0.01	33011	95.75
20		1033	3.00	34044	98.74
21		5	0.01	34049	98.76
22		5	0.01	34054	98.77
23		4	0.01	34058	98.78
24		11	0.03	34069	98.82
25		91	0.26	34160	99.08
26		2	0.01	34162	99.09
27		2	0.01	34164	99.09
28		5	0.01	34169	99.11
30		159	0.46	34328	99.57
34		2	0.01	34330	99.57
35		18	0.05	34348	99.63
40		89	0.26	34437	99.88
45		4	0.01	34441	99.90
50		7	0.02	34448	99.92
53		1	0.00	34449	99.92
55		1	0.00	34450	99.92
60		3	0.01	34453	99.93
70		1	0.00	34454	99.93
97		2	0.01	34456	99.94
Don't know	98	20	0.06	34476	100.00
Refused to answer	99	1	0.00	34477	100.00
<b>Total</b>				34477	100.00%
Missing = 12125					

**Variable:** drinkany\_wk\_fl  
**Question:** 22\_wk  
**Description:** Days per week drank alcohol in the last 30 days  
**Stem:** During the last 30 days, how many days per week did you have at least one drink of any alcoholic beverage?  
**Applies to:** Registrants who drank at least one drink of alcohol per week OR none and did not fill-in days in last 30 days

Label	Value	Frequency	Percent	Cumulative Frequency	Cumulative Percent
0		5197	23.66	5197	23.66
1		3997	18.20	9194	41.86
2		3867	17.60	13061	59.46
3		2835	12.91	15896	72.37
4		1759	8.01	17655	80.37
5		1728	7.87	19383	88.24
6		868	3.95	20251	92.19
7		1712	7.79	21963	99.99
Don't know	8	3	0.01	21966	100.00
<b>Total</b>				21966	100.00%
Missing = 24636					

**Variable:** drinkany\_mo\_fl  
**Question:** 22\_mo  
**Description:** Days in the last 30 days drank alcohol  
**Stem:** During the last 30 days, how many days did you have at least one drink of any alcoholic beverage?  
**Applies to:** Registrants who drank at least one drink of alcohol per month OR none and did not fill-in days per week

Label	Value	Frequency	Percent	Cumulative Frequency	Cumulative Percent
0		11616	38.24	11616	38.24
1		2509	8.26	14125	46.50
2		3274	10.78	17399	57.28
3		2406	7.92	19805	65.20
4		2045	6.73	21850	71.94

Label	Value	Frequency	Percent	Cumulative Frequency	Cumulative Percent
5		1795	5.91	23645	77.85
6		758	2.50	24403	80.34
7		464	1.53	24867	81.87
8		666	2.19	25533	84.06
9		117	0.39	25650	84.45
10		1140	3.75	26790	88.20
11		35	0.12	26825	88.32
12		383	1.26	27208	89.58
13		44	0.14	27252	89.72
14		82	0.27	27334	89.99
15		552	1.82	27886	91.81
16		98	0.32	27984	92.13
17		19	0.06	28003	92.19
18		48	0.16	28051	92.35
19		8	0.03	28059	92.38
20		651	2.14	28710	94.52
21		35	0.12	28745	94.64
22		37	0.12	28782	94.76
23		29	0.10	28811	94.85
24		67	0.22	28878	95.07
25		327	1.08	29205	96.15
26		49	0.16	29254	96.31
27		71	0.23	29325	96.55
28		138	0.45	29463	97.00
29		39	0.13	29502	97.13
30		872	2.87	30374	100.00
<b>Total</b>				30374	100.00%
Missing = 16228					

**Variable:** alcohol\_fl  
**Question:** 22b  
**Description:** On the days when you drank, about how many drinks did you drink on average?  
**Stem:** On the days when you drank, about how many drinks did you drink on average?  
**Applies to:** All registrants

Label	Value	Frequency	Percent	Cumulative Frequency	Cumulative Percent
0		10811	24.91	10811	24.91
1		10494	24.18	21305	49.10
2		11409	26.29	32714	75.39
3		4883	11.25	37597	86.64
4		2426	5.59	40023	92.23
5		1204	2.77	41227	95.01
6		974	2.24	42201	97.25
7		231	0.53	42432	97.79
8		278	0.64	42710	98.43
9		42	0.10	42752	98.52
10		345	0.80	43097	99.32
11		4	0.01	43101	99.33
12		118	0.27	43219	99.60
13		7	0.02	43226	99.62
14		10	0.02	43236	99.64
15		42	0.10	43278	99.73
16		9	0.02	43287	99.76
18		10	0.02	43297	99.78
20		37	0.09	43334	99.86
23		1	0.00	43335	99.87
24		7	0.02	43342	99.88
25		2	0.00	43344	99.89
27		1	0.00	43345	99.89
28		2	0.00	43347	99.89
29		1	0.00	43348	99.90
30		30	0.07	43378	99.97
Don't know	98	14	0.03	43392	100.00
Refused to answer	99	1	0.00	43393	100.00
<b>Total</b>				43393	100.00%
Missing = 3209					

# WTCHR Wave 2 Adult Survey Codebook (revised 12/12/12)

**Variable:** nalcocc\_fl

**Question:** 22c

**Description:** How many times during the last 30 days did you have 5 or more drinks on one occasion?

**Stem:** Considering all types of alcoholic beverages, how many times during the last 30 days did you have 5 or more drinks on one occasion?

**Applies to:** All registrants

Label	Value	Frequency	Percent	Cumulative Frequency	Cumulative Percent
0		32199	73.71	32199	73.71
1		3451	7.90	35650	81.61
2		2293	5.25	37943	86.86
3		1209	2.77	39152	89.63
4		1088	2.49	40240	92.12
5		875	2.00	41115	94.13
6		348	0.80	41463	94.92
7		192	0.44	41655	95.36
8		357	0.82	42012	96.18
9		56	0.13	42068	96.31
10		556	1.27	42624	97.58
11		12	0.03	42636	97.61
12		132	0.30	42768	97.91
13		15	0.03	42783	97.94
14		21	0.05	42804	97.99
15		216	0.49	43020	98.49
16		26	0.06	43046	98.55
17		9	0.02	43055	98.57
18		20	0.05	43075	98.61
19		5	0.01	43080	98.62
20		243	0.56	43323	99.18
21		5	0.01	43328	99.19
22		9	0.02	43337	99.21
23		7	0.02	43344	99.23
24		14	0.03	43358	99.26
25		74	0.17	43432	99.43
26		12	0.03	43444	99.46
27		7	0.02	43451	99.47
28		15	0.03	43466	99.51
29		8	0.02	43474	99.53
30		188	0.43	43662	99.96
Don't know	98	16	0.04	43678	99.99
Refused to answer	99	3	0.01	43681	100.00
<b>Total</b>				43681	100.00%
Missing = 2921					

**Variable:** memories\_fl

**Question:** 23a

**Description:** Bothered by repeated, disturbing memories, thoughts, or images of the events of 9/11 in the past 30 days

**Stem:** In the past 30 days, how much have you been bothered by repeated, disturbing memories, thoughts, or images of the events of 9/11?

**Applies to:** All registrants

Label	Value	Frequency	Percent	Cumulative Frequency	Cumulative Percent
Extremely	1	1269	2.74	1269	2.74
Quite a bit	2	3752	8.09	5021	10.83
Moderately	3	7460	16.09	12481	26.92
A little bit	4	16605	35.81	29086	62.73
Not at all	5	17272	37.25	46358	99.97
Don't know	8	8	0.02	46366	99.99
Refused to answer	9	4	0.01	46370	100.00
<b>Total</b>				46370	100.00%
Missing = 232					

**Variable:** dreams\_fl

**Question:** 23b

**Description:** Bothered by repeated, disturbing dreams of the events of 9/11 in the past 30 days

**Stem:** In the past 30 days, how much have you been bothered by repeated, disturbing dreams of the events of 9/11?

**Applies to:** All registrants

Label	Value	Frequency	Percent	Cumulative Frequency	Cumulative Percent
Extremely	1	708	1.53	708	1.53
Quite a bit	2	1750	3.78	2458	5.31
Moderately	3	3660	7.90	6118	13.21
A little bit	4	8382	18.10	14500	31.31
Not at all	5	31789	68.65	46289	99.96
Don't know	8	16	0.03	46305	99.99
Refused to answer	9	4	0.01	46309	100.00
<b>Total</b>				46309	100.00%
Missing = 293					

**Variable:** relive\_fl

**Question:** 23c

**Description:** Bothered by suddenly acting or feeling as if the events of 9/11 were happening again in the past 30 days

**Stem:** In the past 30 days, how much have you been bothered by suddenly acting or feeling as if the events of 9/11 were happening again (as if you were reliving it)?

**Applies to:** All registrants

Label	Value	Frequency	Percent	Cumulative Frequency	Cumulative Percent
Extremely	1	730	1.58	730	1.58
Quite a bit	2	1729	3.74	2459	5.31
Moderately	3	3311	7.15	5770	12.47
A little bit	4	7816	16.89	13586	29.35
Not at all	5	32670	70.59	46256	99.94
Don't know	8	18	0.04	46274	99.98
Refused to answer	9	8	0.02	46282	100.00
<b>Total</b>				46282	100.00%
Missing = 320					

**Variable:** upset\_remind\_fl

**Question:** 23d

**Description:** Bothered by feeling very upset when something reminded you of the events of 9/11 in the past 30 days

**Stem:** In the past 30 days, how much have you been bothered by feeling very upset when something reminded you of the events of 9/11?

**Applies to:** All registrants

Label	Value	Frequency	Percent	Cumulative Frequency	Cumulative Percent
Extremely	1	3420	7.38	3420	7.38
Quite a bit	2	5484	11.83	8904	19.21
Moderately	3	8268	17.84	17172	37.04
A little bit	4	15072	32.51	32244	69.55
Not at all	5	14094	30.40	46338	99.96
Don't know	8	15	0.03	46353	99.99
Refused to answer	9	5	0.01	46358	100.00
<b>Total</b>				46358	100.00%
Missing = 244					

**Variable:** physical\_remind\_fl

**Question:** 23e

**Description:** Bothered by having physical reactions when something reminded you of the events of 9/11 in the past 30 days

**Stem:** In the past 30 days, how much have you been bothered by having physical reactions (e.g. heart pounding, trouble breathing, sweating) when something reminded you of the events of 9/11?

**Applies to:** All registrants

Label	Value	Frequency	Percent	Cumulative Frequency	Cumulative Percent
Extremely	1	1399	3.02	1399	3.02
Quite a bit	2	2663	5.75	4062	8.77
Moderately	3	4581	9.89	8643	18.66
A little bit	4	8534	18.43	17177	37.09
Not at all	5	29104	62.84	46281	99.93
Don't know	8	24	0.05	46305	99.98
Refused to answer	9	7	0.02	46312	100.00
<b>Total</b>				46312	100.00%
Missing = 290					

# WTCHR Wave 2 Adult Survey Codebook (revised 12/12/12)

**Variable:** avoid\_think\_f1

**Question:** 23f

**Description:** Bothered by avoiding thinking about or talking about the events of 9/11 or avoiding having feelings related to it

**Stem:** In the past 30 days, how much have you been bothered by avoiding thinking about or talking about the events of 9/11 or avoiding having feelings related to it?

**Applies to:** All registrants

Label	Value	Frequency	Percent	Cumulative Frequency	Cumulative Percent
Extremely	1	2679	5.78	2679	5.78
Quite a bit	2	4723	10.20	7402	15.98
Moderately	3	6009	12.97	13411	28.95
A little bit	4	10362	22.37	23773	51.32
Not at all	5	22492	48.56	46265	99.88
Don't know	8	45	0.10	46310	99.98
Refused to answer	9	9	0.02	46319	100.00
<b>Total</b>				46319	100.00%

Missing = 283

**Variable:** avoid\_activities\_f1

**Question:** 23g

**Description:** Bothered by avoiding activities or situations because they remind you of the events of 9/11 in the past 30 days

**Stem:** In the past 30 days, how much have you been bothered by avoiding activities or situations because they remind you of the events of 9/11?

**Applies to:** All registrants

Label	Value	Frequency	Percent	Cumulative Frequency	Cumulative Percent
Extremely	1	2087	4.51	2087	4.51
Quite a bit	2	3277	7.08	5364	11.58
Moderately	3	4394	9.49	9758	21.07
A little bit	4	7785	16.81	17543	37.88
Not at all	5	28736	62.05	46279	99.94
Don't know	8	23	0.05	46302	99.98
Refused to answer	9	7	0.02	46309	100.00
<b>Total</b>				46309	100.00%

Missing = 293

**Variable:** trouble\_remember\_f1

**Question:** 23h

**Description:** Bothered by trouble remembering important parts of the events of 9/11 in the past 30 days

**Stem:** In the past 30 days, how much have you been bothered by trouble remembering important parts of the events of 9/11?

**Applies to:** All registrants

Label	Value	Frequency	Percent	Cumulative Frequency	Cumulative Percent
Extremely	1	895	1.94	895	1.94
Quite a bit	2	1803	3.90	2698	5.84
Moderately	3	3030	6.55	5728	12.39
A little bit	4	5568	12.04	11296	24.43
Not at all	5	34891	75.47	46187	99.90
Don't know	8	35	0.08	46222	99.98
Refused to answer	9	10	0.02	46232	100.00
<b>Total</b>				46232	100.00%

Missing = 370

**Variable:** loss\_interest\_f1

**Question:** 23i

**Description:** Bothered by loss of interest in activities that you used to enjoy in the past 30 days

**Stem:** In the past 30 days, how much have you been bothered by loss of interest in activities that you used to enjoy?

**Applies to:** All registrants

Label	Value	Frequency	Percent	Cumulative Frequency	Cumulative Percent
Extremely	1	1677	3.62	1677	3.62
Quite a bit	2	3427	7.40	5104	11.02
Moderately	3	4840	10.45	9944	21.47
A little bit	4	9505	20.52	19449	41.99
Not at all	5	26840	57.95	46289	99.94
Don't know	8	22	0.05	46311	99.98
Refused to answer	9	8	0.02	46319	100.00
<b>Total</b>				46319	100.00%

Missing = 283

**Variable:** feel\_distant\_f1

**Question:** 23j

**Description:** Bothered by feeling distant or cut off from other people in the past 30 days

**Stem:** In the past 30 days, how much have you been bothered by feeling distant or cut off from other people?

**Applies to:** All registrants

Label	Value	Frequency	Percent	Cumulative Frequency	Cumulative Percent
Extremely	1	1815	3.92	1815	3.92
Quite a bit	2	3809	8.23	5624	12.15
Moderately	3	5119	11.06	10743	23.20
A little bit	4	10303	22.25	21046	45.45
Not at all	5	25234	54.50	46280	99.95
Don't know	8	8	0.02	46288	99.97
Refused to answer	9	13	0.03	46301	100.00
<b>Total</b>				46301	100.00%

Missing = 301

**Variable:** feel\_num\_b\_f1

**Question:** 23k

**Description:** Bothered by feeling emotionally numb or being unable to have loving feelings for those close to you in the past 30 days

**Stem:** In the past 30 days, how much have you been bothered by feeling emotionally numb or being unable to have loving feelings for those close to you?

**Applies to:** All registrants

Label	Value	Frequency	Percent	Cumulative Frequency	Cumulative Percent
Extremely	1	1335	2.89	1335	2.89
Quite a bit	2	2832	6.13	4167	9.02
Moderately	3	4092	8.86	8259	17.87
A little bit	4	7815	16.91	16074	34.79
Not at all	5	30100	65.14	46174	99.93
Don't know	8	20	0.04	46194	99.97
Refused to answer	9	13	0.03	46207	100.00
<b>Total</b>				46207	100.00%

Missing = 395

# WTCHR Wave 2 Adult Survey Codebook (revised 12/12/12)

**Variable:** cut\_short\_f1

**Question:** 23l

**Description:** Bothered by feeling as if your future will somehow be cut short in the past 30 days

**Stem:** In the past 30 days, how much have you been bothered by feeling as if your future will somehow be cut short?

**Applies to:** All registrants

Label	Value	Frequency	Percent	Cumulative Frequency	Cumulative Percent
Extremely	1	2863	6.19	2863	6.19
Quite a bit	2	4487	9.70	7350	15.89
Moderately	3	5440	11.76	12790	27.65
A little bit	4	9460	20.45	22250	48.10
Not at all	5	23968	51.81	46218	99.91
Don't know	8	30	0.06	46248	99.97
Refused to answer	9	12	0.03	46260	100.00
<b>Total</b>				46260	100.00%
Missing = 342					

**Variable:** trouble\_sleep\_f1

**Question:** 23m

**Description:** Bothered by trouble falling or staying asleep in the past 30 days

**Stem:** In the past 30 days, how much have you been bothered by trouble falling or staying asleep?

**Applies to:** All registrants

Label	Value	Frequency	Percent	Cumulative Frequency	Cumulative Percent
Extremely	1	4404	9.50	4404	9.50
Quite a bit	2	6390	13.79	10794	23.29
Moderately	3	7084	15.29	17878	38.58
A little bit	4	10472	22.60	28350	61.17
Not at all	5	17979	38.79	46329	99.96
Don't know	8	8	0.02	46337	99.98
Refused to answer	9	9	0.02	46346	100.00
<b>Total</b>				46346	100.00%
Missing = 256					

**Variable:** feel\_angry\_f1

**Question:** 23n

**Description:** Bothered by feeling irritable or having angry outbursts in the past 30 days

**Stem:** In the past 30 days, how much have you been bothered by feeling irritable or having angry outbursts?

**Applies to:** All registrants

Label	Value	Frequency	Percent	Cumulative Frequency	Cumulative Percent
Extremely	1	2170	4.69	2170	4.69
Quite a bit	2	4438	9.59	6608	14.28
Moderately	3	6870	14.85	13478	29.14
A little bit	4	12680	27.41	26158	56.55
Not at all	5	20082	43.41	46240	99.96
Don't know	8	10	0.02	46250	99.98
Refused to answer	9	9	0.02	46259	100.00
<b>Total</b>				46259	100.00%
Missing = 343					

**Variable:** concentrating\_f1

**Question:** 23o

**Description:** Bothered by having difficulty concentrating in the past 30 days

**Stem:** In the past 30 days, how much have you been bothered by having difficulty concentrating?

**Applies to:** All registrants

Label	Value	Frequency	Percent	Cumulative Frequency	Cumulative Percent
Extremely	1	2321	5.01	2321	5.01
Quite a bit	2	4558	9.85	6879	14.86
Moderately	3	6753	14.59	13632	29.45
A little bit	4	12908	27.89	26540	57.34
Not at all	5	19727	42.62	46267	99.96
Don't know	8	11	0.02	46278	99.98
Refused to answer	9	9	0.02	46287	100.00
<b>Total</b>				46287	100.00%
Missing = 315					

**Variable:** superalert\_f1

**Question:** 23p

**Description:** Bothered by being "superalert" or watchful or on guard in the past 30 days

**Stem:** In the past 30 days, how much have you been bothered by being "superalert" or watchful or on guard?

**Applies to:** All registrants

Label	Value	Frequency	Percent	Cumulative Frequency	Cumulative Percent
Extremely	1	3785	8.18	3785	8.18
Quite a bit	2	5200	11.23	8985	19.41
Moderately	3	6610	14.28	15595	33.69
A little bit	4	9886	21.36	25481	55.05
Not at all	5	20766	44.87	46247	99.92
Don't know	8	25	0.05	46272	99.97
Refused to answer	9	13	0.03	46285	100.00
<b>Total</b>				46285	100.00%
Missing = 317					

**Variable:** jumpy\_f1

**Question:** 23q

**Description:** Bothered by feeling jumpy or easily startled in the past 30 days

**Stem:** In the past 30 days, how much have you been bothered by feeling jumpy or easily startled?

**Applies to:** All registrants

Label	Value	Frequency	Percent	Cumulative Frequency	Cumulative Percent
Extremely	1	2465	5.32	2465	5.32
Quite a bit	2	4059	8.76	6524	14.08
Moderately	3	5363	11.57	11887	25.65
A little bit	4	10414	22.47	22301	48.12
Not at all	5	24024	51.84	46325	99.96
Don't know	8	10	0.02	46335	99.98
Refused to answer	9	8	0.02	46343	100.00
<b>Total</b>				46343	100.00%
Missing = 259					

# WTCHR Wave 2 Adult Survey Codebook (revised 12/12/12)

**Variable:** dust\_fl

**Question:** 24

**Description:** Were you in the dust and debris cloud on 9/11/01?

**Stem:** On September 11, 2001, were you in the dust and debris cloud that resulted from the collapse of the WTC Towers?

**Applies to:** On September 11, 2001, were you in the dust and debris cloud that resulted from the collapse of the WTC Towers?

Label	Value	Frequency	Percent	Cumulative Frequency	Cumulative Percent
Yes	1	22995	49.90	22995	49.90
No	2	23020	49.95	46015	99.85
Don't know	8	62	0.13	46077	99.98
Refused to answer	9	9	0.02	46086	100.00
<b>Total</b>				46086	100.00%
Missing = 516					

**Variable:** dust\_first\_fl

**Question:** 24a

**Description:** When were you first caught in the dust and debris cloud on 9/11/01?

**Stem:** On September 11, 2001, when were you first caught in the dust and debris cloud?

**Applies to:** Registrants who were in the dust and debris cloud on 9/11/01

Label	Value	Frequency	Percent	Cumulative Frequency	Cumulative Percent
After 1st, Before 2nd Tower Collapse	1	11596	50.21	11596	50.21
<1 Hour After 2nd Tower Collapse	2	4948	21.42	16544	71.63
>1 Hour After 2nd Tower Collapse	3	6471	28.02	23015	99.64
Don't know	8	77	0.33	23092	99.98
Refused to answer	9	5	0.02	23097	100.00
<b>Total</b>				23097	100.00%
Missing = 23505					

**Variable:** dust\_see\_fl

**Question:** 25a

**Description:** You could not see more than a couple of feet ahead when first caught in the dust and debris cloud on 9/11/01

**Stem:** On September 11, 2001, when you were first caught in the dust and debris cloud, you could not see more than a couple of feet in front of you?

**Applies to:** Registrants who were in the dust and debris cloud on 9/11/01

Label	Value	Frequency	Percent	Cumulative Frequency	Cumulative Percent
Yes	1	11522	50.18	11522	50.18
No	2	11408	49.69	22930	99.87
Don't know	8	21	0.09	22951	99.96
Refused to answer	9	9	0.04	22960	100.00
<b>Total</b>				22960	100.00%
Missing = 23642					

**Variable:** dust\_walk\_fl

**Question:** 25b

**Description:** You had trouble walking or finding your way when first caught in the dust and debris cloud on 9/11/01

**Stem:** On September 11, 2001, when you were first caught in the dust and debris cloud, you had trouble walking or finding your way because the dust was so thick?

**Applies to:** Registrants who were in the dust and debris cloud on 9/11/01

Label	Value	Frequency	Percent	Cumulative Frequency	Cumulative Percent
Yes	1	9149	40.04	9149	40.04
No	2	13673	59.84	22822	99.88
Don't know	8	20	0.09	22842	99.97
Refused to answer	9	7	0.03	22849	100.00
<b>Total</b>				22849	100.00%
Missing = 23753					

**Variable:** dust\_shelter\_fl

**Question:** 25c

**Description:** You had to find shelter when first caught in the dust and debris cloud on 9/11/01

**Stem:** On September 11, 2001, when you were first caught in the dust and debris cloud, you had to find shelter like under a car or in a doorway?

**Applies to:** Registrants who were in the dust and debris cloud on 9/11/01

Label	Value	Frequency	Percent	Cumulative Frequency	Cumulative Percent
Yes	1	6978	30.66	6978	30.66
No	2	15766	69.26	22744	99.92
Don't know	8	10	0.04	22754	99.96
Refused to answer	9	9	0.04	22763	100.00
<b>Total</b>				22763	100.00%
Missing = 23839					

**Variable:** dust\_covered\_fl

**Question:** 25d

**Description:** You were covered with dust and debris when first caught in the dust and debris cloud on 9/11/01

**Stem:** On September 11, 2001, when you were first caught in the dust and debris cloud, you were covered from head to toe with dust and debris?

**Applies to:** Registrants who were in the dust and debris cloud on 9/11/01

Label	Value	Frequency	Percent	Cumulative Frequency	Cumulative Percent
Yes	1	10301	45.06	10301	45.06
No	2	12539	54.85	22840	99.91
Don't know	8	13	0.06	22853	99.97
Refused to answer	9	7	0.03	22860	100.00
<b>Total</b>				22860	100.00%
Missing = 23742					

**Variable:** dust\_hear\_fl

**Question:** 25e

**Description:** You could not hear anything when first caught in the dust and debris cloud on 9/11/01

**Stem:** On September 11, 2001, when you were first caught in the dust and debris cloud, you could not hear anything?

**Applies to:** Registrants who were in the dust and debris cloud on 9/11/01

Label	Value	Frequency	Percent	Cumulative Frequency	Cumulative Percent
Yes	1	3460	15.25	3460	15.25
No	2	19154	84.42	22614	99.67
Don't know	8	66	0.29	22680	99.96
Refused to answer	9	8	0.04	22688	100.00
<b>Total</b>				22688	100.00%
Missing = 23914					

**Variable:** smell\_residence\_fl

**Question:** 26a\_1

**Description:** Between 9/11/01 and 12/31/01, you smelled smoke or odors from the fires on most days at your residence

**Stem:** Between 9/11/01 and 12/31/01, you smelled smoke or odors from the fires on most days at your residence?

**Applies to:** All registrants

Label	Value	Frequency	Percent	Cumulative Frequency	Cumulative Percent
Yes	1	13134	28.58	13134	28.58
No	2	32823	71.42	45957	100.00
<b>Total</b>				45957	100.00%
Missing = 645					



# WTCHR Wave 2 Adult Survey Codebook (revised 12/12/12)

**Variable:** smell\_work\_f1

**Question:** 26a\_2

**Description:** Between 9/11/01 and 12/31/01, you smelled smoke or odors from the fires on most days at your work

**Stem:** Between 9/11/01 and 12/31/01, you smelled smoke or odors from the fires on most days at your work?

**Applies to:** All registrants

Label	Value	Frequency	Percent	Cumulative Frequency	Cumulative Percent
Yes	1	27447	59.72	27447	59.72
No	2	18510	40.28	45957	100.00
<b>Total</b>				45957	100.00%
Missing = 645					

**Variable:** smell\_school\_f1

**Question:** 26a\_3

**Description:** Between 9/11/01 and 12/31/01, you smelled smoke or odors from the fires on most days at your school

**Stem:** Between 9/11/01 and 12/31/01, you smelled smoke or odors from the fires on most days at your school?

**Applies to:** All registrants

Label	Value	Frequency	Percent	Cumulative Frequency	Cumulative Percent
Yes	1	1389	3.02	1389	3.02
No	2	44568	96.98	45957	100.00
<b>Total</b>				45957	100.00%
Missing = 645					

**Variable:** smell\_street\_f1

**Question:** 26a\_4

**Description:** Between 9/11/01 and 12/31/01, you smelled smoke or odors from the fires on most days on the street

**Stem:** Between 9/11/01 and 12/31/01, you smelled smoke or odors from the fires on most days on the street?

**Applies to:** All registrants

Label	Value	Frequency	Percent	Cumulative Frequency	Cumulative Percent
Yes	1	21015	45.73	21015	45.73
No	2	24942	54.27	45957	100.00
<b>Total</b>				45957	100.00%
Missing = 645					

**Variable:** smell\_na\_f1

**Question:** 26a\_5

**Description:** Not applicable - you did not smell smoke or odors between 9/11/01 and 12/31/01

**Stem:** Not applicable - you did not smell smoke or odors between 9/11/01 and 12/31/01?

**Applies to:** All registrants

Label	Value	Frequency	Percent	Cumulative Frequency	Cumulative Percent
Yes	1	7453	16.22	7453	16.22
No	2	38504	83.78	45957	100.00
<b>Total</b>				45957	100.00%
Missing = 645					

**Variable:** trans\_residence\_f1

**Question:** 26b\_1

**Description:** Debris or waste from 9/11 was transported nearby my residence between 9/11/01 and 12/31/01

**Stem:** Debris or waste from 9/11 was transported nearby my residence between 9/11/01 and 12/31/01

**Applies to:** All registrants

Label	Value	Frequency	Percent	Cumulative Frequency	Cumulative Percent
Yes	1	8778	19.45	8778	19.45
No	2	36347	80.55	45125	100.00
<b>Total</b>				45125	100.00%
Missing = 1477					

**Variable:** trans\_work\_f1

**Question:** 26b\_2

**Description:** Debris or waste from 9/11 was transported nearby my work between 9/11/01 and 12/31/01

**Stem:** Debris or waste from 9/11 was transported nearby my work between 9/11/01 and 12/31/01

**Applies to:** All registrants

Label	Value	Frequency	Percent	Cumulative Frequency	Cumulative Percent
Yes	1	22811	50.55	22811	50.55
No	2	22314	49.45	45125	100.00
<b>Total</b>				45125	100.00%
Missing = 1477					

**Variable:** trans\_school\_f1

**Question:** 26b\_3

**Description:** Debris or waste from 9/11 was transported nearby my school between 9/11/01 and 12/31/01

**Stem:** Debris or waste from 9/11 was transported nearby my school between 9/11/01 and 12/31/01

**Applies to:** All registrants

Label	Value	Frequency	Percent	Cumulative Frequency	Cumulative Percent
Yes	1	993	2.20	993	2.20
No	2	44132	97.80	45125	100.00
<b>Total</b>				45125	100.00%
Missing = 1477					

**Variable:** trans\_street\_f1

**Question:** 26b\_4

**Description:** Debris or waste from 9/11 was transported nearby on the street between 9/11/01 and 12/31/01

**Stem:** Debris or waste from 9/11 was transported nearby on the street between 9/11/01 and 12/31/01

**Applies to:** All registrants

Label	Value	Frequency	Percent	Cumulative Frequency	Cumulative Percent
Yes	1	14235	31.55	14235	31.55
No	2	30890	68.45	45125	100.00
<b>Total</b>				45125	100.00%
Missing = 1477					

# WTCHR Wave 2 Adult Survey Codebook (revised 12/12/12)

**Variable:** trans\_na\_f1

**Question:** 26b\_5

**Description:** Not applicable - Debris or waste from 9/11 was not transported nearby

**Stem:** Not applicable - Debris or waste from 9/11 was not transported nearby

**Applies to:** All registrants

Label	Value	Frequency	Percent	Cumulative	
				Frequency	Percent
Yes	1	12830	28.43	12830	28.43
No	2	32295	71.57	45125	100.00
<b>Total</b>				45125	100.00%
Missing = 1477					

**Variable:** work\_nodamage\_f1

**Question:** 27\_1

**Description:** Condition of workplace: No damage to my workplace

**Stem:** Condition inside your primary workplace upon your return after the WTC disaster: No damage to my workplace

**Applies to:** All registrants

Label	Value	Frequency	Percent	Cumulative	
				Frequency	Percent
Yes	1	10543	25.25	10543	25.25
No	2	31217	74.75	41760	100.00
<b>Total</b>				41760	100.00%
Missing = 4842					

**Variable:** work\_fine\_f1

**Question:** 27\_2

**Description:** Condition of workplace: Fine coating of dust on surfaces

**Stem:** Condition inside your primary workplace upon your return after the WTC disaster: Fine coating of dust on surfaces

**Applies to:** All registrants

Label	Value	Frequency	Percent	Cumulative	
				Frequency	Percent
Yes	1	12076	27.93	12076	27.93
No	2	31079	71.87	43155	99.79
Don't know	8	81	0.19	43236	99.98
Refused to answer	9	8	0.02	43244	100.00
<b>Total</b>				43244	100.00%
Missing = 3358					

**Variable:** work\_heavy\_f1

**Question:** 27\_3

**Description:** Condition of workplace: Heavy coating of dust on surfaces

**Stem:** Condition inside your primary workplace upon your return after the WTC disaster: Heavy coating of dust on surfaces (so thick you couldn't see what was underneath)

**Applies to:** All registrants

Label	Value	Frequency	Percent	Cumulative	
				Frequency	Percent
Yes	1	5002	11.57	5002	11.57
No	2	38184	88.30	43186	99.87
Don't know	8	48	0.11	43234	99.98
Refused to answer	9	10	0.02	43244	100.00
<b>Total</b>				43244	100.00%
Missing = 3358					

**Variable:** work\_broken\_f1

**Question:** 27\_4

**Description:** Condition of workplace: Broken window(s)

**Stem:** Condition inside your primary workplace upon your return after the WTC disaster: Broken window(s)

**Applies to:** All registrants

Label	Value	Frequency	Percent	Cumulative	
				Frequency	Percent
Yes	1	4014	9.28	4014	9.28
No	2	39175	90.59	43189	99.87
Don't know	8	44	0.10	43233	99.97
Refused to answer	9	11	0.03	43244	100.00
<b>Total</b>				43244	100.00%
Missing = 3358					

**Variable:** work\_furn\_f1

**Question:** 27\_5

**Description:** Condition of workplace: Damage to workplace or furnishings

**Stem:** Condition inside your primary workplace upon your return after the WTC disaster: Damage to workplace or furnishings

**Applies to:** All registrants

Label	Value	Frequency	Percent	Cumulative	
				Frequency	Percent
Yes	1	3770	8.72	3770	8.72
No	2	39417	91.15	43187	99.87
Don't know	8	46	0.11	43233	99.97
Refused to answer	9	11	0.03	43244	100.00
<b>Total</b>				43244	100.00%
Missing = 3358					

**Variable:** work\_debris\_f1

**Question:** 27\_6

**Description:** Condition of workplace: Debris from the disaster was present

**Stem:** Condition inside your primary workplace upon your return after the WTC disaster: Debris from the disaster was present

**Applies to:** All registrants

Label	Value	Frequency	Percent	Cumulative	
				Frequency	Percent
Yes	1	7312	16.91	7312	16.91
No	2	35876	82.96	43188	99.87
Don't know	8	46	0.11	43234	99.98
Refused to answer	9	10	0.02	43244	100.00
<b>Total</b>				43244	100.00%
Missing = 3358					

**Variable:** work\_noplace\_f1

**Question:** 27\_7

**Description:** Condition of workplace: Not applicable, I did not have a primary workplace

**Stem:** Condition of workplace: Not applicable, I did not have a primary workplace

**Applies to:** All registrants

Label	Value	Frequency	Percent	Cumulative	
				Frequency	Percent
Yes	1	5341	13.22	5341	13.22
No	2	35060	86.78	40401	100.00
<b>Total</b>				40401	100.00%
Missing = 6201					



# WTCHR Wave 2 Adult Survey Codebook (revised 12/12/12)

**Variable:** work\_noreturn\_fl

**Question:** 27\_8

**Description:** Condition of workplace: Not applicable, I did not return to my primary workplace

**Stem:** Condition of workplace: Not applicable, I did not return to my primary workplace

**Applies to:** All registrants

Label	Value	Frequency	Percent	Cumulative Frequency	Cumulative Percent
Yes	1	6338	15.54	6338	15.54
No	2	34436	84.46	40774	100.00
<b>Total</b>				40774	100.00%

Missing = 5828

**Variable:** work\_other\_fl

**Question:** 27\_9

**Description:** Condition of workplace: Other

**Stem:** Condition of workplace: Other

**Applies to:** All registrants

Label	Value	Frequency	Percent	Cumulative Frequency	Cumulative Percent
Yes	1	8689	20.09	8689	20.09
No	2	34490	79.76	43179	99.85
Don't know	8	55	0.13	43234	99.98
Refused to answer	9	10	0.02	43244	100.00
<b>Total</b>				43244	100.00%

Missing = 3358

**Variable:** work\_dk\_fl

**Question:** 27\_10

**Description:** Condition of workplace: I Don't know

**Stem:** Condition of workplace: I Don't know

**Applies to:** All registrants

Label	Value	Frequency	Percent	Cumulative Frequency	Cumulative Percent
Yes	1	1923	4.86	1923	4.86
No	2	37684	95.14	39607	100.00
<b>Total</b>				39607	100.00%

Missing = 6995

**Variable:** inj\_killed\_fl

**Question:** 28

**Description:** Did you think you might be injured or killed during the WTC disaster on 9/11?

**Stem:** Did you think that you might be injured or killed during the WTC disaster on 9/11/01?

**Applies to:** All registrants

Label	Value	Frequency	Percent	Cumulative Frequency	Cumulative Percent
Yes	1	24964	54.43	24964	54.43
No	2	20786	45.32	45750	99.76
Don't know	8	102	0.22	45852	99.98
Refused to answer	9	9	0.02	45861	100.00
<b>Total</b>				45861	100.00%

Missing = 741

**Variable:** lost\_job\_fl

**Question:** 29

**Description:** Since 9/11/01, have you lost your job?

**Stem:** Since September 11, 2001, have you lost your job?

**Applies to:** All registrants

Label	Value	Frequency	Percent	Cumulative Frequency	Cumulative Percent
Yes	1	8409	18.31	8409	18.31
No	2	37503	81.65	45912	99.95
Don't know	8	12	0.03	45924	99.98
Refused to answer	9	9	0.02	45933	100.00
<b>Total</b>				45933	100.00%

Missing = 669

**Variable:** result\_event\_fl

**Question:** 29a

**Description:** Was this a result of the events of 9/11/01?

**Stem:** Was this a result of the events of September 11, 2001?

**Applies to:** Registrants who have lost their jobs since 9/11/01

Label	Value	Frequency	Percent	Cumulative Frequency	Cumulative Percent
Yes	1	3748	38.28	3748	38.28
No	2	3789	38.69	7537	76.97
Don't know	3 or 8	2252	23.00	9789	99.97
Refused to answer	9	3	0.03	9792	100.00
<b>Total</b>				9792	100.00%

Missing = 36810

**Variable:** anyone\_die\_fl

**Question:** 30

**Description:** Did anyone you know die on 9/11/01 as a result of the WTC disaster?

**Stem:** Did anyone you know die on 9/11/01 as a result of the WTC disaster?

**Applies to:** All registrants

Label	Value	Frequency	Percent	Cumulative Frequency	Cumulative Percent
Yes	1	26422	57.50	26422	57.50
No	2	19493	42.42	45915	99.93
Don't know	8	25	0.05	45940	99.98
Refused to answer	9	8	0.02	45948	100.00
<b>Total</b>				45948	100.00%

Missing = 654

**Variable:** spouse\_fl

**Question:** 30a\_1

**Description:** Lost their life: Your spouse

**Stem:** Lost their life: Your spouse

**Applies to:** Registrants who knew someone who died on 9/11/01 as a result of the WTC disaster

Label	Value	Frequency	Percent	Cumulative Frequency	Cumulative Percent
Yes	1	43	0.09	43	0.09
No	2	46559	99.91	46602	100.00
<b>Total</b>				46602	100.00%

**Variable:** partner\_fl

**Question:** 30a\_2

**Description:** Lost their life: Your partner

**Stem:** Lost their life: Your partner

**Applies to:** Registrants who knew someone who died on 9/11/01 as a result of the WTC disaster

Label	Value	Frequency	Percent	Cumulative Frequency	Cumulative Percent
Yes	1	160	0.34	160	0.34
No	2	46442	99.66	46602	100.00
<b>Total</b>				46602	100.00%

**Variable:** child\_fl

**Question:** 30a\_3

**Description:** Lost their life: Your child(ren)

**Stem:** Lost their life: Your child(ren)

**Applies to:** Registrants who knew someone who died on 9/11/01 as a result of the WTC disaster

Label	Value	Frequency	Percent	Cumulative Frequency	Cumulative Percent
Yes	1	37	0.08	37	0.08
No	2	46565	99.92	46602	100.00
<b>Total</b>				46602	100.00%

# WTCHR Wave 2 Adult Survey Codebook (revised 12/12/12)

**Variable:** parent\_f1

**Question:** 30a\_4

**Description:** Lost their life: Your parent(s)

**Stem:** Lost their life: Your parent(s)

**Applies to:** Registrants who knew someone who died on 9/11/01 as a result of the WTC disaster

Label	Value	Frequency	Percent	Cumulative Frequency	Cumulative Percent
Yes	1	26	0.06	26	0.06
No	2	46576	99.94	46602	100.00
<b>Total</b>				46602	100.00%

**Variable:** sib\_f1

**Question:** 30a\_5

**Description:** Lost their life: Your brother(s) or sister(s)

**Stem:** Lost their life: Your brother(s) or sister(s)

**Applies to:** Registrants who knew someone who died on 9/11/01 as a result of the WTC disaster

Label	Value	Frequency	Percent	Cumulative Frequency	Cumulative Percent
Yes	1	124	0.27	124	0.27
No	2	46478	99.73	46602	100.00
<b>Total</b>				46602	100.00%

**Variable:** friend\_f1

**Question:** 30a\_6

**Description:** Lost their life: One of your best friends

**Stem:** Lost their life: One of your best friends

**Applies to:** Registrants who knew someone who died on 9/11/01 as a result of the WTC disaster

Label	Value	Frequency	Percent	Cumulative Frequency	Cumulative Percent
Yes	1	3026	6.49	3026	6.49
No	2	43576	93.51	46602	100.00
<b>Total</b>				46602	100.00%

**Variable:** co\_worker\_f1

**Question:** 30a\_7

**Description:** Lost their life: Your co-worker

**Stem:** Lost their life: Your co-worker

**Applies to:** Registrants who knew someone who died on 9/11/01 as a result of the WTC disaster

Label	Value	Frequency	Percent	Cumulative Frequency	Cumulative Percent
Yes	1	10196	21.88	10196	21.88
No	2	36406	78.12	46602	100.00
<b>Total</b>				46602	100.00%

**Variable:** fam\_mem\_f1

**Question:** 30a\_8

**Description:** Lost their life: Another family member

**Stem:** Lost their life: Another family member

**Applies to:** Registrants who knew someone who died on 9/11/01 as a result of the WTC disaster

Label	Value	Frequency	Percent	Cumulative Frequency	Cumulative Percent
Yes	1	1335	2.86	1335	2.86
No	2	45267	97.14	46602	100.00
<b>Total</b>				46602	100.00%

**Variable:** acquaint\_f1

**Question:** 30a\_9

**Description:** Lost their life: A friend or acquaintance

**Stem:** Lost their life: A friend or acquaintance

**Applies to:** Registrants who knew someone who died on 9/11/01 as a result of the WTC disaster

Label	Value	Frequency	Percent	Cumulative Frequency	Cumulative Percent
Yes	1	20101	43.13	20101	43.13
No	2	26501	56.87	46602	100.00
<b>Total</b>				46602	100.00%

**Variable:** other\_lost\_f1

**Question:** 30a\_10

**Description:** Lost their life: Other

**Stem:** Lost their life: Other

**Applies to:** Registrants who knew someone who died on 9/11/01 as a result of the WTC disaster

Label	Value	Frequency	Percent	Cumulative Frequency	Cumulative Percent
Yes	1	5003	10.74	5003	10.74
No	2	41599	89.26	46602	100.00
<b>Total</b>				46602	100.00%

**Variable:** close\_num\_f1

**Question:** 31

**Description:** About how many close friends do you have now?

**Stem:** About how many close friends do you have now? Close friends are people you feel at ease with and can talk with about what is on your mind (you may include relatives)

**Applies to:** All registrants

Label	Value	Frequency	Percent	Cumulative Frequency	Cumulative Percent
0		2792	6.13	2792	6.13
1		2435	5.35	5227	11.48
2		4685	10.29	9912	21.77
3		4908	10.78	14820	32.55
4		4268	9.38	19088	41.93
5		6826	14.99	25914	56.92
6		3113	6.84	29027	63.76
7		1245	2.73	30272	66.50
8		1486	3.26	31758	69.76
9		310	0.68	32068	70.44
10		6533	14.35	38601	84.79
11		114	0.25	38715	85.04
12		1343	2.95	40058	87.99
13		47	0.10	40105	88.10
14		99	0.22	40204	88.31
15		1435	3.15	41639	91.47
16		57	0.13	41696	91.59
17		28	0.06	41724	91.65
18		46	0.10	41770	91.75
19		10	0.02	41780	91.78
20		1921	4.22	43701	96.00
21		19	0.04	43720	96.04
22		8	0.02	43728	96.05
23		18	0.04	43746	96.09
24		49	0.11	43795	96.20
25		457	1.00	44252	97.21
26		10	0.02	44262	97.23
27		3	0.01	44265	97.23
28		16	0.04	44281	97.27
29		4	0.01	44285	97.28
30		997	2.19	45282	99.47
32		3	0.01	45285	99.48
33		2	0.00	45287	99.48
35		13	0.03	45300	99.51
39		1	0.00	45301	99.51
40		49	0.11	45350	99.62
42		1	0.00	45351	99.62
45		5	0.01	45356	99.63
46		1	0.00	45357	99.63
50		111	0.24	45468	99.88

# WTCHR Wave 2 Adult Survey Codebook (revised 12/12/12)

Label	Value	Frequency	Percent	Cumulative Frequency	Cumulative Percent
51		1	0.00	45469	99.88
52		1	0.00	45470	99.88
55		2	0.00	45472	99.89
60		11	0.02	45483	99.91
62		1	0.00	45484	99.91
68		1	0.00	45485	99.91
70		1	0.00	45486	99.92
75		5	0.01	45491	99.93
78		1	0.00	45492	99.93
80		2	0.00	45494	99.93
90		4	0.01	45498	99.94
92		1	0.00	45499	99.95
Refused to answer	99	25	0.05	45524	100.00
<b>Total</b>				45524	100.00%
Missing = 1078					

**Variable:** close\_howoften\_f1

**Question:** 32

**Description:** Over the last 12 months, about how often did you get together with friends or relatives?

**Stem:** Over the last 12 months, about how often did you get together with friends or relatives, like going out together or visiting each other's homes?

**Applies to:** All registrants

Label	Value	Frequency	Percent	Cumulative Frequency	Cumulative Percent
Every day	1	925	2.01	925	2.01
Several days/week	2	5831	12.69	6756	14.70
~ Once/week	3	10206	22.20	16962	36.90
2-3 Times/month	4	10367	22.56	27329	59.46
~ Once/Month	5	6723	14.63	34052	74.09
5-10 Times/Year	6	5163	11.23	39215	85.32
<5 Times/Year	7	6702	14.58	45917	99.90
Don't know	8	23	0.05	45940	99.95
Refused to answer	9	23	0.05	45963	100.00
<b>Total</b>				45963	100.00%
Missing = 639					

**Variable:** over\_f1

**Question:** 33a

**Description:** During the last 30 days, about how often have you had friends over to your home?

**Stem:** During the last 30 days, about how often have you had friends over to your home?

**Applies to:** All registrants

Label	Value	Frequency	Percent	Cumulative Frequency	Cumulative Percent
Every day	1	218	0.47	218	0.47
Several days/week	2	1700	3.68	1918	4.16
~ Once/week	3	5219	11.31	7137	15.47
2-3 Times/month	4	10136	21.97	17273	37.44
Once in past month	5	11886	25.76	29159	63.20
Not at all in past month	6	16938	36.71	46097	99.92
Don't know	8	17	0.04	46114	99.95
Refused to answer	9	21	0.05	46135	100.00
<b>Total</b>				46135	100.00%
Missing = 467					

**Variable:** visit\_f1

**Question:** 33b

**Description:** During the last 30 days, about how often have you visited with friends at their homes?

**Stem:** During the last 30 days, about how often have you visited with friends at their homes?

**Applies to:** All registrants

Label	Value	Frequency	Percent	Cumulative Frequency	Cumulative Percent
Every day	1	139	0.30	139	0.30
Several days/week	2	1798	3.90	1937	4.20

Label	Value	Frequency	Percent	Cumulative Frequency	Cumulative Percent
~ Once/week	3	5531	12.00	7468	16.20
2-3 Times/month	4	11887	25.78	19355	41.98
Once in past month	5	12906	27.99	32261	69.97
Not at all in past month	6	13810	29.95	46071	99.92
Don't know	8	17	0.04	46088	99.96
Refused to answer	9	19	0.04	46107	100.00
<b>Total</b>				46107	100.00%
Missing = 495					

**Variable:** phone\_f1

**Question:** 33c

**Description:** During the last 30 days, about how often have you been on the telephone with close friends or relatives?

**Stem:** During the last 30 days, about how often have you been on the telephone with close friends or relatives?

**Applies to:** All registrants

Label	Value	Frequency	Percent	Cumulative Frequency	Cumulative Percent
Every day	1	9932	21.51	9932	21.51
Several days/week	2	13662	29.59	23594	51.10
~ Once/week	3	9563	20.71	33157	71.81
2-3 Times/month	4	8145	17.64	41302	89.45
Once in past month	5	3275	7.09	44577	96.54
Not at all in past month	6	1565	3.39	46142	99.93
Don't know	8	16	0.03	46158	99.97
Refused to answer	9	16	0.03	46174	100.00
<b>Total</b>				46174	100.00%
Missing = 428					

**Variable:** letter\_f1

**Question:** 33d

**Description:** During the last 30 days, about how often have you written a letter to a friend or relative?

**Stem:** During the last 30 days, about how often have you written a letter to a friend or relative (sent by mail or email)?

**Applies to:** All registrants

Label	Value	Frequency	Percent	Cumulative Frequency	Cumulative Percent
Every day	1	4171	9.05	4171	9.05
Several days/week	2	7314	15.88	11485	24.93
~ Once/week	3	5739	12.46	17224	37.39
2-3 Times/month	4	6269	13.61	23493	51.00
Once in past month	5	5167	11.22	28660	62.22
Not at all in past month	6	17361	37.69	46021	99.91
Don't know	8	24	0.05	46045	99.96
Refused to answer	9	18	0.04	46063	100.00
<b>Total</b>				46063	100.00%
Missing = 539					

**Variable:** service\_f1

**Question:** 33e

**Description:** During the last 30 days, about how often have you attended a religious service?

**Stem:** During the last 30 days, about how often have you attended a religious service?

**Applies to:** All registrants

Label	Value	Frequency	Percent	Cumulative Frequency	Cumulative Percent
Every day	1	391	0.85	391	0.85
Several days/week	2	2024	4.39	2415	5.24
~ Once/week	3	8850	19.20	11265	24.44
2-3 Times/month	4	3909	8.48	15174	32.92
Once in past month	5	6128	13.30	21302	46.22
Not at all in past month	6	24753	53.70	46055	99.92
Don't know	8	20	0.04	46075	99.96
Refused to answer	9	17	0.04	46092	100.00
<b>Total</b>				46092	100.00%
Missing = 510					

# WTCHR Wave 2 Adult Survey Codebook (revised 12/12/12)

**Variable:** groups\_fl

**Question:** 34

**Description:** About how many volunteer groups or organizations do you belong to?

**Stem:** About how many volunteer groups or organizations do you belong to?

(e.g. church groups, clubs, parent groups that you belong to because you want to)

**Applies to:** All registrants

Label	Value	Frequency	Percent	Cumulative Frequency	Cumulative Percent
0		24244	52.89	24244	52.89
1		9323	20.34	33567	73.22
2		6684	14.58	40251	87.81
3		3107	6.78	43358	94.58
4		1190	2.60	44548	97.18
5		745	1.63	45293	98.80
6		240	0.52	45533	99.33
7		75	0.16	45608	99.49
8		57	0.12	45665	99.62
9		14	0.03	45679	99.65
10		99	0.22	45778	99.86
11		7	0.02	45785	99.88
12		13	0.03	45798	99.91
13		1	0.00	45799	99.91
14		7	0.02	45806	99.92
15		9	0.02	45815	99.94
20		8	0.02	45823	99.96
22		1	0.00	45824	99.96
25		1	0.00	45825	99.97
26		1	0.00	45826	99.97
30		1	0.00	45827	99.97
31		1	0.00	45828	99.97
40		1	0.00	45829	99.97
60		5	0.01	45834	99.98
65		1	0.00	45835	99.99
88		1	0.00	45836	99.99
90		1	0.00	45837	99.99
97		3	0.01	45840	100.00
Refused to answer	99	1	0.00	45841	100.00
<b>Total</b>				45841	100.00%
Missing = 761					

**Variable:** groups\_active\_fl

**Question:** 35

**Description:** How active are you in the affairs of these groups or clubs?

**Stem:** How active are you in the affairs of these groups or clubs that you belong to?

**Applies to:** All registrants

Label	Value	Frequency	Percent	Cumulative Frequency	Cumulative Percent
Very-Attend Most Mtgs	1	7197	17.21	7197	17.21
Fairly-Attend Fairly Often	2	9303	22.24	16500	39.45
Belong But Hardly Go	3	5865	14.02	22365	53.47
Do Not Belong	4	19441	46.48	41806	99.95
Don't know	8	14	0.03	41820	99.99
Refused to answer	9	5	0.01	41825	100.00
<b>Total</b>				41825	100.00%
Missing = 4777					

**Variable:** Children\_fl

**Question:** 36

**Description:** How many children <18 years of age currently live in your household?

**Stem:** How many children less than 18 years of age currently live in your household?

**Applies to:** All registrants

Label	Value	Frequency	Percent	Cumulative Frequency	Cumulative Percent
0		27626	60.23	27626	60.23
1		7677	16.74	35303	76.97
2		7340	16.00	42643	92.98
3		2468	5.38	45111	98.36
4		559	1.22	45670	99.58
5		95	0.21	45765	99.78
6		46	0.10	45811	99.88
7		17	0.04	45828	99.92
8		5	0.01	45833	99.93
9		4	0.01	45837	99.94
10		4	0.01	45841	99.95
11		1	0.00	45842	99.95
12		1	0.00	45843	99.95
14		1	0.00	45844	99.96
16		1	0.00	45845	99.96
20		5	0.01	45850	99.97
21		1	0.00	45851	99.97
30		1	0.00	45852	99.97
31		1	0.00	45853	99.98
32		1	0.00	45854	99.98
40		2	0.00	45856	99.98
50		1	0.00	45857	99.98
88		6	0.01	45863	100.00
Don't know	98	1	0.00	45864	100.00
<b>Total</b>				45864	100.00%
Missing = 738					

**Variable:** mar\_status\_fl

**Question:** 37

**Description:** Your current marital status

**Stem:** What is your current marital status?

**Applies to:** All registrants

Label	Value	Frequency	Percent	Cumulative Frequency	Cumulative Percent
Married	1	28545	61.87	28545	61.87
Not married, living w/ partner	2	2917	6.32	31462	68.20
Widowed	3	1120	2.43	32582	70.62
Divorced	4	4248	9.21	36830	79.83
Separated (not living together)	5	1365	2.96	38195	82.79
Never married	6	7918	17.16	46113	99.95
Don't know	8	5	0.01	46118	99.96
Refused to answer	9	17	0.04	46135	100.00
<b>Total</b>				46135	100.00%
Missing = 467					

# WTCHR Wave 2 Adult Survey Codebook (revised 12/12/12)

**Variable:** Mar\_status\_911\_f1

**Question:** 38

**Description:** Your marital status on September 11, 2001

**Stem:** What was your marital status on September 11, 2001?

**Applies to:** All registrants

Label	Value	Frequency	Percent	Cumulative Frequency	Cumulative Percent
Married	1	25906	57.43	25906	57.43
Not married, living w/partner	2	3625	8.04	29531	65.46
Widowed	3	790	1.75	30321	67.21
Divorced	4	3592	7.96	33913	75.18
Separated (not living together)	5	1146	2.54	35059	77.72
Never married	6	10038	22.25	45097	99.97
Don't know	8	3	0.01	45100	99.97
Refused to answer	9	12	0.03	45112	100.00
<b>Total</b>				45112	100.00%
Missing = 1490					

**Variable:** employ\_full\_f1

**Question:** 39\_1

**Description:** Currently employed for full-time wages

**Stem:** Are you currently employed for full-time wages?

**Applies to:** All registrants

Label	Value	Frequency	Percent	Cumulative Frequency	Cumulative Percent
Yes	1	31705	68.50	31705	68.50
No	2	14581	31.50	46286	100.00
<b>Total</b>				46286	100.00%
Missing = 316					

**Variable:** employ\_part\_f1

**Question:** 39\_2

**Description:** Currently employed for part-time wages

**Stem:** Are you currently employed for part-time wages?

**Applies to:** All registrants

Label	Value	Frequency	Percent	Cumulative Frequency	Cumulative Percent
Yes	1	2793	6.03	2793	6.03
No	2	43493	93.97	46286	100.00
<b>Total</b>				46286	100.00%
Missing = 316					

**Variable:** not\_employ\_dis\_f1

**Question:** 39\_3

**Description:** Currently unable to work because of disability

**Stem:** Are you currently unable to work because of disability?

**Applies to:** All registrants

Label	Value	Frequency	Percent	Cumulative Frequency	Cumulative Percent
Yes	1	2042	4.41	2042	4.41
No	2	44244	95.59	46286	100.00
<b>Total</b>				46286	100.00%
Missing = 316					

**Variable:** selfemployed\_f1

**Question:** 39\_4

**Description:** Currently self-employed

**Stem:** Are you currently self-employed?

**Applies to:** All registrants

Label	Value	Frequency	Percent	Cumulative Frequency	Cumulative Percent
Yes	1	3841	8.30	3841	8.30
No	2	42445	91.70	46286	100.00
<b>Total</b>				46286	100.00%
Missing = 316					

**Variable:** not\_employ\_1yr\_f1

**Question:** 39\_5

**Description:** Currently out of work for more than 1 year

**Stem:** Are you currently out of work for more than 1 year?

**Applies to:** All registrants

Label	Value	Frequency	Percent	Cumulative Frequency	Cumulative Percent
Yes	1	1326	2.86	1326	2.86
No	2	44960	97.14	46286	100.00
<b>Total</b>				46286	100.00%
Missing = 316					

**Variable:** not\_employ\_lt1\_f1

**Question:** 39\_6

**Description:** Currently out of work for less than 1 year

**Stem:** Are you currently out of work for less than 1 year?

**Applies to:** All registrants

Label	Value	Frequency	Percent	Cumulative Frequency	Cumulative Percent
Yes	1	1157	2.50	1157	2.50
No	2	45129	97.50	46286	100.00
<b>Total</b>				46286	100.00%
Missing = 316					

**Variable:** homemaker\_f1

**Question:** 39\_7

**Description:** Currently a homemaker

**Stem:** Are you currently a homemaker?

**Applies to:** All registrants

Label	Value	Frequency	Percent	Cumulative Frequency	Cumulative Percent
Yes	1	1339	2.89	1339	2.89
No	2	44947	97.11	46286	100.00
<b>Total</b>				46286	100.00%
Missing = 316					

**Variable:** student\_f1

**Question:** 39\_8

**Description:** Currently a student

**Stem:** Are you currently a student?

**Applies to:** All registrants

Label	Value	Frequency	Percent	Cumulative Frequency	Cumulative Percent
Yes	1	1588	3.43	1588	3.43
No	2	44698	96.57	46286	100.00
<b>Total</b>				46286	100.00%
Missing = 316					

# WTCHR Wave 2 Adult Survey Codebook (revised 12/12/12)

**Variable:** retired\_f1

**Question:** 39\_9

**Description:** Currently retired

**Stem:** Are you currently retired?

**Applies to:** All registrants

Label	Value	Frequency	Percent	Cumulative Frequency	Cumulative Percent
Yes	1	5378	11.62	5378	11.62
No	2	40908	88.38	46286	100.00
<b>Total</b>				46286	100.00%
Missing = 316					

**Variable:** leave\_f1

**Question:** 39\_10

**Description:** Currently on maternity or parental leave

**Stem:** Are you currently on maternity or parental leave?

**Applies to:** All registrants

Label	Value	Frequency	Percent	Cumulative Frequency	Cumulative Percent
Yes	1	148	0.32	148	0.32
No	2	46138	99.68	46286	100.00
<b>Total</b>				46286	100.00%
Missing = 316					

**Variable:** work\_yr\_f1

**Question:** 42\_a

**Description:** Number of years you've done this kind of work?

**Stem:** For how many years have you done this kind of work?

**Applies to:** Registrants who have done this kind of work for more than 1 year

Label	Value	Frequency	Percent	Cumulative Frequency	Cumulative Percent
0		10	0.03	10	0.03
1		986	2.60	996	2.63
2		1629	4.30	2625	6.93
3		1609	4.25	4234	11.18
4		1196	3.16	5430	14.34
5		1480	3.91	6910	18.25
6		1488	3.93	8398	22.18
7		1741	4.60	10139	26.78
8		1425	3.76	11564	30.54
9		1009	2.66	12573	33.20
10		2602	6.87	15175	40.08
11		809	2.14	15984	42.21
12		1245	3.29	17229	45.50
13		918	2.42	18147	47.92
14		840	2.22	18987	50.14
15		1832	4.84	20819	54.98
16		910	2.40	21729	57.38
17		1047	2.77	22776	60.15
18		1100	2.90	23876	63.05
19		729	1.93	24605	64.98
20		2792	7.37	27397	72.35
21		705	1.86	28102	74.21
22		880	2.32	28982	76.54
23		717	1.89	29699	78.43
24		534	1.41	30233	79.84
25		1596	4.21	31829	84.06
26		579	1.53	32408	85.59
27		562	1.48	32970	87.07
28		506	1.34	33476	88.41
29		301	0.79	33777	89.20
30		1339	3.54	35116	92.74
31		147	0.39	35263	93.13
32		271	0.72	35534	93.84
33		229	0.60	35763	94.45
34		210	0.55	35973	95.00
35		520	1.37	36493	96.37
36		178	0.47	36671	96.84
37		177	0.47	36848	97.31
38		141	0.37	36989	97.68
39		86	0.23	37075	97.91

Label	Value	Frequency	Percent	Cumulative Frequency	Cumulative Percent
40		347	0.92	37422	98.83
41		46	0.12	37468	98.95
42		69	0.18	37537	99.13
43		41	0.11	37578	99.24
44		24	0.06	37602	99.30
45		84	0.22	37686	99.52
46		26	0.07	37712	99.59
47		18	0.05	37730	99.64
48		16	0.04	37746	99.68
49		9	0.02	37755	99.71
50		55	0.15	37810	99.85
51		7	0.02	37817	99.87
52		6	0.02	37823	99.89
53		4	0.01	37827	99.90
54		7	0.02	37834	99.92
55		11	0.03	37845	99.94
56		4	0.01	37849	99.96
58		1	0.00	37850	99.96
60		9	0.02	37859	99.98
61		1	0.00	37860	99.98
62		1	0.00	37861	99.99
65		2	0.01	37863	99.99
66		1	0.00	37864	99.99
72		1	0.00	37865	100.00
88		1	0.00	37866	100.00
<b>Total</b>				37866	100.00%
Missing = 8736					

**Variable:** work\_lt1yr\_f1

**Question:** 42\_b

**Description:** Number of years you've done this kind of work - Less than 1 year?

**Stem:** For how many years have you done this kind of work - Less than 1 year?

**Applies to:** Registrants who have done this kind of work for less than 1 year or those not applicable

Label	Value	Frequency	Percent	Cumulative Frequency	Cumulative Percent
<1 Year	1	1744	27.00	1744	27.00
N/A	2	4715	73.00	6459	100.00
<b>Total</b>				6459	100.00%
Missing = 40143					

**Variable:** multiple\_f1

**Question:** 43

**Description:** Does your current position require you to work at multiple locations?

**Stem:** Does your current position require you to work at multiple locations?

**Applies to:** All registrants

Label	Value	Frequency	Percent	Cumulative Frequency	Cumulative Percent
Yes	1	18087	40.60	18087	40.60
No	2	19906	44.68	37993	85.28
N/A	3	6546	14.69	44539	99.98
Don't know	8	8	0.02	44547	99.99
Refused to answer	9	3	0.01	44550	100.00
<b>Total</b>				44550	100.00%
Missing = 2052					

**Variable:** union\_911\_f1

**Question:** 44

**Description:** On September 11, 2001, were you a member of a union?

**Stem:** On September 11, 2001, were you a member of a union?

**Applies to:** All registrants

Label	Value	Frequency	Percent	Cumulative Frequency	Cumulative Percent
Yes	1	18109	39.37	18109	39.37
No	2	27871	60.60	45980	99.97
Don't know	8	8	0.02	45988	99.98
Refused to answer	9	7	0.02	45995	100.00
<b>Total</b>				45995	100.00%
Missing = 607					



# WTCHR Wave 2 Adult Survey Codebook (revised 12/12/12)

## Module 1

**Variable:** m1\_leave\_fl

**Question:** a1

**Description:** Left your home for at least 24 hours because of the WTC attack during 09/11 and 09/18/01?

**Stem:** During the period of September 11 to September 18, 2001, did you leave your home for at least 24 hours because of the WTC attack?

**Applies to:** Residents

Label	Value	Frequency	Percent	Cumulative Frequency	Cumulative Percent
Yes	1	5037	69.62	5037	69.62
No	2	2191	30.28	7228	99.90
Don't know	8	7	0.10	7235	100.00
<b>Total</b>				7235	100.00%
Missing = 39367					

**Variable:** m1\_notnec\_fl

**Question:** a1a\_1

**Description:** Reason didn't leave home: It wasn't necessary

**Stem:** Reason didn't leave home: It wasn't necessary

**Applies to:** Residents who did not leave home for at least 24 hours during the period of September 11 to September 18, 2001

Label	Value	Frequency	Percent	Cumulative Frequency	Cumulative Percent
Yes	1	952	46.90	952	46.90
No	2	1073	52.86	2025	99.75
Don't know	8	5	0.25	2030	100.00
<b>Total</b>				2030	100.00%
Missing = 44572					

**Variable:** m1\_stay\_fl

**Question:** a1a\_2

**Description:** Reason didn't leave home: I wanted to stay with my home

**Stem:** Reason didn't leave home: I wanted to stay with my home

**Applies to:** Residents who did not leave home for at least 24 hours during the period of September 11 to September 18, 2001

Label	Value	Frequency	Percent	Cumulative Frequency	Cumulative Percent
Yes	1	899	44.29	899	44.29
No	2	1130	55.67	2029	99.95
Don't know	8	1	0.05	2030	100.00
<b>Total</b>				2030	100.00%
Missing = 44572					

**Variable:** m1\_help\_fl

**Question:** a1a\_3

**Description:** Reason didn't leave home: I wanted to stay and help with the recovery

**Stem:** Reason didn't leave home: I wanted to stay and help with the recovery

**Applies to:** Residents who did not leave home for at least 24 hours during the period of September 11 to September 18, 2001

Label	Value	Frequency	Percent	Cumulative Frequency	Cumulative Percent
Yes	1	285	14.03	285	14.03
No	2	1743	85.82	2028	99.85
Don't know	8	2	0.10	2030	99.95
Refused to answer	9	1	0.05	2031	100.00
<b>Total</b>				2031	100.00%
Missing = 44571					

**Variable:** m1\_afford\_fl

**Question:** a1a\_4

**Description:** Reason didn't leave home: I couldn't afford to leave

**Stem:** Reason didn't leave home: I couldn't afford to leave

**Applies to:** Residents who did not leave home for at least 24 hours during the period of September 11 to September 18, 2001

Label	Value	Frequency	Percent	Cumulative Frequency	Cumulative Percent
Yes	1	266	13.10	266	13.10
No	2	1761	86.71	2027	99.80

Don't know	8	3	0.15	2030	99.95
<b>Total</b>				2031	100.00%
Missing = 44571					

**Variable:** m1\_nowhere\_fl

**Question:** a1a\_5

**Description:** Reason didn't leave home: I had nowhere else to go

**Stem:** Reason didn't leave home: I had nowhere else to go

**Applies to:** Residents who did not leave home for at least 24 hours during the period of September 11 to September 18, 2001

Label	Value	Frequency	Percent	Cumulative Frequency	Cumulative Percent
Yes	1	519	25.57	519	25.57
No	2	1509	74.33	2028	99.90
Don't know	8	1	0.05	2029	99.95
Refused to answer	9	1	0.05	2030	100.00
<b>Total</b>				2030	100.00%
Missing = 44572					

**Variable:** m1\_afraid\_fl

**Question:** a1a\_6

**Description:** Reason didn't leave home: I was afraid to leave

**Stem:** Reason didn't leave home: I was afraid to leave

**Applies to:** Residents who did not leave home for at least 24 hours during the period of September 11 to September 18, 2001

Label	Value	Frequency	Percent	Cumulative Frequency	Cumulative Percent
Yes	1	265	13.05	265	13.05
No	2	1763	86.80	2028	99.85
Don't know	8	2	0.10	2030	99.95
Refused to answer	9	1	0.05	2031	100.00
<b>Total</b>				2031	100.00%
Missing = 44571					

**Variable:** m1\_dis\_fl

**Question:** a1a\_7

**Description:** Reason didn't leave home: I couldn't because of a disability

**Stem:** Reason didn't leave home: I couldn't because of a disability

**Applies to:** Residents who did not leave home for at least 24 hours during the period of September 11 to September 18, 2001

Label	Value	Frequency	Percent	Cumulative Frequency	Cumulative Percent
Yes	1	74	3.64	74	3.64
No	2	1956	96.31	2030	99.95
Don't know	8	1	0.05	2031	100.00
<b>Total</b>				2031	100.00%
Missing = 44571					

**Variable:** m1\_pet\_fl

**Question:** a1a\_8

**Description:** Reason didn't leave home: I couldn't because of a pet

**Stem:** Reason didn't leave home: I couldn't because of a pet

**Applies to:** Residents who did not leave home for at least 24 hours during the period of September 11 to September 18, 2001

Label	Value	Frequency	Percent	Cumulative Frequency	Cumulative Percent
Yes	1	210	10.34	210	10.34
No	2	1821	89.66	2031	100.00
<b>Total</b>				2031	100.00%
Missing = 44571					

# WTCHR Wave 2 Adult Survey Codebook (revised 12/12/12)

**Variable:** m1\_love\_f1

**Question:** a1a\_9

**Description:** Reason didn't leave home: I couldn't leave a loved one

**Stem:** Reason didn't leave home: I couldn't leave a loved one

**Applies to:** Residents who did not leave home for at least 24 hours during the period of September 11 to September 18, 2001

Label	Value	Frequency	Percent	Cumulative Frequency	Cumulative Percent
Yes	1	184	9.06	184	9.06
No	2	1847	90.94	2031	100.00
<b>Total</b>				2031	100.00%

Missing = 44571

**Variable:** m1\_other\_f1

**Question:** a1a\_10

**Description:** Reason didn't leave home: Other

**Stem:** Reason didn't leave home: Other

**Applies to:** Residents who did not leave home for at least 24 hours during the period of September 11 to September 18, 2001

Label	Value	Frequency	Percent	Cumulative Frequency	Cumulative Percent
Yes	1	314	15.46	314	15.46
No	2	1715	84.44	2029	99.90
Don't know	8	1	0.05	2030	99.95
Refused to answer	9	1	0.05	2031	100.00
<b>Total</b>				2031	100.00%

Missing = 44571

**Variable:** m1\_nodamage\_f1

**Question:** a2\_1

**Description:** Condition inside home: No damage was done to my home

**Stem:** Condition inside home after the WTC disaster (before any clean up): No damage was done to my home

**Applies to:** Residents

Label	Value	Frequency	Percent	Cumulative Frequency	Cumulative Percent
Yes	1	1587	25.33	1587	25.23
No	2	4703	74.77	6290	100.00
<b>Total</b>				6290	100.00%

Missing = 40312

**Variable:** m1\_fine\_f1

**Question:** a2\_2

**Description:** Condition inside home: Fine coating of dust on surfaces

**Stem:** Condition inside home after the WTC disaster (before any clean up): Fine coating of dust on surfaces

**Applies to:** Residents

Label	Value	Frequency	Percent	Cumulative Frequency	Cumulative Percent
Yes	1	4543	63.05	4543	63.05
No	2	2626	36.45	7169	99.50
Don't know	8	35	0.49	7204	99.99
Refused to answer	9	1	0.01	7205	100.00
<b>Total</b>				7205	100.00%

Missing = 39397

**Variable:** m1\_heavy\_f1

**Question:** a2\_3

**Description:** Condition inside home: Heavy coating of dust on surfaces

**Stem:** Condition inside home after the WTC disaster (before any clean up): Heavy coating of dust on surfaces (so thick you couldn't see what was underneath)

**Applies to:** Residents

Label	Value	Frequency	Percent	Cumulative Frequency	Cumulative Percent
Yes	1	1253	17.39	1253	17.39
No	2	5930	82.30	7183	99.69
Don't know	8	22	0.31	7205	100.00
<b>Total</b>				7205	100.00%

Missing = 39397

**Variable:** m1\_broken\_f1

**Question:** a2\_4

**Description:** Condition inside home: Broken window(s)

**Stem:** Condition inside home after the WTC disaster (before any clean up): Broken window(s)

**Applies to:** Residents

Label	Value	Frequency	Percent	Cumulative Frequency	Cumulative Percent
Yes	1	458	6.36	458	6.36
No	2	6729	93.39	7187	99.75
Don't know	8	18	0.25	7205	100.00
<b>Total</b>				7205	100.00%

Missing = 39397

**Variable:** m1\_home\_f1

**Question:** a2\_5

**Description:** Condition inside home: Damage to home or furnishings

**Stem:** Condition inside home after the WTC disaster (before any clean up): Damage to home or furnishings

**Applies to:** Residents

Label	Value	Frequency	Percent	Cumulative Frequency	Cumulative Percent
Yes	1	1102	15.29	1102	15.29
No	2	6082	84.41	7184	99.71
Don't know	8	21	0.29	7205	100.00
<b>Total</b>				7205	100.00%

Missing = 39397

**Variable:** m1\_debris\_f1

**Question:** a2\_6

**Description:** Condition inside home: Debris from the disaster was present

**Stem:** Condition inside home after the WTC disaster (before any clean up): Debris from the disaster was present

**Applies to:** Residents

Label	Value	Frequency	Percent	Cumulative Frequency	Cumulative Percent
Yes	1	916	12.71	916	12.71
No	2	6273	87.06	7189	99.78
Don't know	8	16	0.22	7205	100.00
<b>Total</b>				7205	100.00%

Missing = 39397

**Variable:** m1\_cond\_other\_f1

**Question:** a2\_7

**Description:** Condition inside home: Other

**Stem:** Condition inside home after the WTC disaster (before any clean up): Other

**Applies to:** Residents

Label	Value	Frequency	Percent	Cumulative Frequency	Cumulative Percent
Yes	1	769	10.67	769	10.67
No	2	6422	89.13	7191	99.81
Don't know	8	14	0.19	7205	100.00
<b>Total</b>				7205	100.00%

Missing = 39397

**Variable:** m1\_notclean\_f1

**Question:** a3\_1

**Description:** I did not personally clean my home

**Stem:** I did not personally clean my home following 9/11/01

**Applies to:** Residents

Label	Value	Frequency	Percent	Cumulative Frequency	Cumulative Percent
Yes	1	1734	25.51	1734	25.51
No	2	5064	74.49	6798	100.00
<b>Total</b>				6798	100.00%

Missing = 39804



# WTCHR Wave 2 Adult Survey Codebook (revised 12/12/12)

**Variable:** m1\_vents\_fl

**Question:** a3\_2

**Description:** I cleaned the ventilation ducts

**Stem:** I cleaned the ventilation ducts following 9/11/01

**Applies to:** Residents

Label	Value	Frequency	Percent	Cumulative Frequency	Cumulative Percent
Yes	1	1250	18.35	1250	18.35
No	2	5556	81.57	6806	99.93
Don't know	8	5	0.07	6811	100.00
<b>Total</b>				6811	100.00%
Missing = 39791					

**Variable:** m1\_mop\_fl

**Question:** a3\_3

**Description:** I cleaned with a damp cloth or wet mop or damp sponge

**Stem:** I cleaned with a damp cloth or wet mop or damp sponge following 9/11/01

**Applies to:** Residents

Label	Value	Frequency	Percent	Cumulative Frequency	Cumulative Percent
Yes	1	3799	55.78	3799	55.78
No	2	2994	43.96	6793	99.74
Don't know	8	18	0.26	6811	100.00
<b>Total</b>				6811	100.00%
Missing = 39791					

**Variable:** m1\_vac\_hepa\_fl

**Question:** a3\_4

**Description:** I used a vacuum with a High-Efficiency Particulate Air (HEPA) filter

**Stem:** I used a vacuum with a High-Efficiency Particulate Air (HEPA) filter following 9/11/01

**Applies to:** Residents

Label	Value	Frequency	Percent	Cumulative Frequency	Cumulative Percent
Yes	1	1888	27.72	1888	27.72
No	2	4904	72.00	6792	99.72
Don't know	8	19	0.28	6811	100.00
<b>Total</b>				6811	100.00%
Missing = 39791					

**Variable:** m1\_vac\_no\_hepa\_fl

**Question:** a3\_5

**Description:** I used a vacuum without a High-Efficiency Particulate Air (HEPA) filter

**Stem:** I used a vacuum without a High-Efficiency Particulate Air (HEPA) filter following 9/11/01

**Applies to:** Residents

Label	Value	Frequency	Percent	Cumulative Frequency	Cumulative Percent
Yes	1	1578	23.17	1578	23.17
No	2	5213	76.54	6791	99.71
Don't know	8	19	0.28	6810	99.99
Refused to answer	9	1	0.01	6811	100.00
<b>Total</b>				6811	100.00%
Missing = 39791					

**Variable:** m1\_dusted\_fl

**Question:** a3\_6

**Description:** I dusted or swept without water

**Stem:** I dusted or swept without water following 9/11/01

**Applies to:** Residents

Label	Value	Frequency	Percent	Cumulative Frequency	Cumulative Percent
Yes	1	1482	23.88	1482	23.88
No	2	4725	76.12	6207	100.00
<b>Total</b>				6207	100.00%
Missing = 40395					

**Variable:** m1\_nohelp\_clean\_fl

**Question:** a4\_1

**Description:** Someone helped clean?: No

**Stem:** Someone helped clean your home following 9/11/01?: No

**Applies to:** Residents

Label	Value	Frequency	Percent	Cumulative Frequency	Cumulative Percent
Yes	1	2937	41.92	2937	41.92
No	2	4057	57.90	6994	99.81
Don't know	8	12	0.17	7006	99.99
Refused to answer	9	1	0.01	7007	100.00
<b>Total</b>				7007	100.00%
Missing = 39595					

**Variable:** m1\_lic\_con\_fl

**Question:** a4\_2

**Description:** Someone helped clean?: Yes, a licensed asbestos abatement contractor

**Stem:** Someone helped clean your home following 9/11/01?: Yes, a licensed asbestos abatement contractor

**Applies to:** Residents

Label	Value	Frequency	Percent	Cumulative Frequency	Cumulative Percent
Yes	1	418	6.17	418	6.17
No	2	6257	92.31	6675	98.48
Don't know	8	102	1.50	6777	99.99
Refused to answer	9	1	0.01	6778	100.00
<b>Total</b>				6778	100.00%
Missing = 39824					

**Variable:** m1\_janitor\_fl

**Question:** a4\_3

**Description:** Someone helped clean?: Yes, a janitorial or clean service

**Stem:** Someone helped clean your home following 9/11/01?: Yes, a janitorial or clean service

**Applies to:** Residents

Label	Value	Frequency	Percent	Cumulative Frequency	Cumulative Percent
Yes	1	1310	19.33	1310	19.33
No	2	5409	79.80	6719	99.13
Don't know	8	59	0.87	6778	100.00
<b>Total</b>				6778	100.00%
Frequency Missing = 39824					

**Variable:** m1\_profess\_fl

**Question:** a4\_4

**Description:** Someone helped clean: Yes, a professional from the EPA clean-up program

**Stem:** Someone helped clean your home following 9/11/01?: Yes, a professional from the EPA clean-up program

**Applies to:** Residents

Label	Value	Frequency	Percent	Cumulative Frequency	Cumulative Percent
Yes	1	1062	15.67	1062	15.67
No	2	5628	83.03	6690	98.70
Don't know	8	88	1.30	6778	100.00
<b>Total</b>				6778	100.00%
Missing = 39824					

# WTCHR Wave 2 Adult Survey Codebook (revised 12/12/12)

**Variable:** m1\_govt\_f1

**Question:** a4\_5

**Description:** Someone helped clean?: Yes, someone else from another government agency

**Stem:** Someone helped clean your home following 9/11/01?: Yes, someone else from another government agency

**Applies to:** Residents

Label	Value	Frequency	Percent	Cumulative Frequency	Cumulative Percent
Yes	1	197	2.91	197	2.91
No	2	6499	95.88	6696	98.79
Don't know	8	82	1.21	6778	100.00
<b>Total</b>				6778	100.00%
Missing = 39824					

**Variable:** m1\_hired\_f1

**Question:** a4\_6

**Description:** Someone helped clean?: Yes, a worker hired off the street

**Stem:** Someone helped clean your home following 9/11/01?: Yes, a worker hired off the street

**Applies to:** Residents

Label	Value	Frequency	Percent	Cumulative Frequency	Cumulative Percent
Yes	1	165	2.43	165	2.43
No	2	6567	96.89	6732	99.32
Don't know	8	46	0.68	6778	100.00
<b>Total</b>				6778	100.00%
Missing = 39824					

**Variable:** m1\_someelse\_f1

**Question:** a4\_7

**Description:** Someone helped clean?: Yes, someone else, but I do not know their qualifications

**Stem:** Someone helped clean your home following 9/11/01?: Yes, someone else, but I do not know their qualifications

**Applies to:** Residents

Label	Value	Frequency	Percent	Cumulative Frequency	Cumulative Percent
Yes	1	1474	21.75	1474	21.75
No	2	5263	77.65	6737	99.40
Don't know	8	41	0.60	6778	100.00
<b>Total</b>				6778	100.00%
Missing = 39824					

**Variable:** m1\_noone\_f1

**Question:** a5\_1

**Description:** Help given with cleaning: NA - No one else cleaned my home

**Stem:** Someone helped clean your home following 9/11/01?: NA - No one else cleaned my home

**Applies to:** Residents

Label	Value	Frequency	Percent	Cumulative Frequency	Cumulative Percent
Yes	1	2425	37.15	2425	37.15
No	2	4102	62.85	6527	100.00
<b>Total</b>				6527	100.00%
Missing = 40075					

**Variable:** m1\_else\_vent\_f1

**Question:** a5\_2

**Description:** Help given with cleaning: Someone else cleaned the ventilation ducts

**Stem:** Someone helped clean your home following 9/11/01?: Someone else cleaned the ventilation ducts

**Applies to:** Residents

Label	Value	Frequency	Percent	Cumulative Frequency	Cumulative Percent
Yes	1	1673	25.09	1673	25.09
No	2	4887	73.30	6560	98.40
Don't know	8	106	1.59	6666	99.99
Refused to answer	9	1	0.01	6667	100.00
<b>Total</b>				6667	100.00%
Missing = 39935					

**Variable:** m1\_else\_mop\_f1

**Question:** a5\_3

**Description:** Help given with cleaning: Someone else cleaned with a damp cloth or wet mop or damp sponge

**Stem:** Someone helped clean your home following 9/11/01?: Someone else cleaned with a damp cloth or wet mop or damp sponge

**Applies to:** Residents

Label	Value	Frequency	Percent	Cumulative Frequency	Cumulative Percent
Yes	1	1827	27.40	1827	27.40
No	2	4701	70.51	6528	97.92
Don't know	8	139	2.08	6667	100.00
<b>Total</b>				6667	100.00%
Missing = 39935					

**Variable:** m1\_else\_hepa\_f1

**Question:** a5\_4

**Description:** Help given with cleaning: Someone else used a vacuum with a High-Efficiency Particulate Air (HEPA) filter

**Stem:** Someone helped clean your home following 9/11/01?: Someone else used a vacuum with a High-Efficiency Particulate Air (HEPA) filter

**Applies to:** Residents

Label	Value	Frequency	Percent	Cumulative Frequency	Cumulative Percent
Yes	1	1576	23.64	1576	23.64
No	2	4918	73.77	6494	97.41
Don't know	8	173	2.59	6667	100.00
<b>Total</b>				6667	100.00%
Missing = 39935					

**Variable:** m1\_else\_nohepa\_f1

**Question:** a5\_5

**Description:** Help given with cleaning: Someone else used a vacuum without a High-Efficiency Particulate Air (HEPA) filter

**Stem:** Someone helped clean your home following 9/11/01?: Someone else used a vacuum without a High-Efficiency Particulate Air (HEPA) filter

**Applies to:** Residents

Label	Value	Frequency	Percent	Cumulative Frequency	Cumulative Percent
Yes	1	593	8.89	593	8.89
No	2	5910	88.65	6503	97.54
Don't know	8	164	2.46	6667	100.00
<b>Total</b>				6667	100.00%
Missing = 39935					

**Variable:** m1\_else\_dusted\_f1

**Question:** a5\_6

**Description:** Help given with cleaning: Someone dusted or swept without water

**Stem:** Someone helped clean your home following 9/11/01?: Someone dusted or swept without water

**Applies to:** Residents

Label	Value	Frequency	Percent	Cumulative Frequency	Cumulative Percent
Yes	1	549	8.96	549	8.96
No	2	5576	91.04	6125	100.00
<b>Total</b>				6125	100.00%
Missing = 40477					

**Variable:** m1\_helpdk\_f1

**Question:** a5\_7

**Description:** Help given with cleaning: I Don't know

**Stem:** Someone helped clean your home following 9/11/01?: I Don't know

**Applies to:** Residents

Label	Value	Frequency	Percent	Cumulative Frequency	Cumulative Percent
Yes	1	1264	20.64	1264	20.64
No	2	4861	79.36	6125	100.00
<b>Total</b>				6125	100.00%
Missing = 40477					

# WTCHR Wave 2 Adult Survey Codebook (revised 12/12/12)

**Variable:** m1\_noreplace\_f1

**Question:** a6\_1

**Description:** Replacement in home: I did not have anything replaced

**Stem:** Replacement in home because of 9/11/01: I did not have anything replaced

**Applies to:** Residents

Label	Value	Frequency	Percent	Cumulative Frequency	Cumulative Percent
Yes	1	3621	51.72	3621	51.72
No	2	3380	48.28	7001	100.00
<b>Total</b>				7001	100.00%
Missing = 39601					

**Variable:** m1\_carpet\_f1

**Question:** a6\_2

**Description:** Replacement in home: Carpet or rugs

**Stem:** Replacement in home because of 9/11/01: Carpet or rugs

**Applies to:** Residents

Label	Value	Frequency	Percent	Cumulative Frequency	Cumulative Percent
Yes	1	1441	20.58	1441	20.58
No	2	5560	79.42	7001	100.00
<b>Total</b>				7001	100.00%
Missing = 39601					

**Variable:** m1\_furniture\_f1

**Question:** a6\_3

**Description:** Replacement in home: Furniture

**Stem:** Replacement in home because of 9/11/01: Furniture (replaced or re-upholstered)

**Applies to:** Residents

Label	Value	Frequency	Percent	Cumulative Frequency	Cumulative Percent
Yes	1	1554	22.20	1554	22.20
No	2	5447	77.80	7001	100.00
<b>Total</b>				7001	100.00%
Missing = 39601					

**Variable:** m1\_drapes\_f1

**Question:** a6\_4

**Description:** Replacement in home: Drapes, blinds or curtains

**Stem:** Replacement in home because of 9/11/01: Drapes, blinds or curtains

**Applies to:** Residents

Label	Value	Frequency	Percent	Cumulative Frequency	Cumulative Percent
Yes	1	1457	20.81	1457	20.81
No	2	5544	79.19	7001	100.00
<b>Total</b>				7001	100.00%
Missing = 39601					

**Variable:** m1\_aircond\_f1

**Question:** a6\_5

**Description:** Replacement in home: Air conditioners

**Stem:** Replacement in home because of 9/11/01: Air conditioners

**Applies to:** Residents

Label	Value	Frequency	Percent	Cumulative Frequency	Cumulative Percent
Yes	1	2222	31.74	2222	31.74
No	2	4779	68.26	7001	100.00
<b>Total</b>				7001	100.00%
Missing = 39601					

**Variable:** m1\_epa\_f1

**Question:** a7

**Description:** Was your home part of the EPA's clean-up program?

**Stem:** Was your home part of the EPA's clean-up program?

**Applies to:** Residents

Label	Value	Frequency	Percent	Cumulative Frequency	Cumulative Percent
Yes	1	2160	30.00	2160	30.00
No	2	3100	43.06	5260	73.06
Don't know	3	1938	26.92	7198	99.97
Refused to answer	9	2	0.03	7200	100.00
<b>Total</b>				7200	100.00%
Missing = 39402					

**Variable:** m1\_epa\_do\_f1

**Question:** a7a

**Description:** What did the EPA do to your home in 2002-2003?

**Stem:** What did the EPA do to your home in 2002-2003?

**Applies to:** Residents

Label	Value	Frequency	Percent	Cumulative Frequency	Cumulative Percent
Cleaned and tested	1	1067	51.87	1067	51.87
Tested only	2	966	46.96	2033	98.83
Don't know	8	23	1.12	2056	99.95
Refused to answer	9	1	0.05	2057	100.00
<b>Total</b>				2057	100.00%
Missing = 44545					

## Module 2

**Variable:** m2\_elevator\_f1

**Question:** b1\_1

**Description:** How did you evacuate the building? Elevator

**Stem:** How did you evacuate the building? Elevator

**Applies to:** Building occupants who evacuated from a destroyed/damaged building

Label	Value	Frequency	Percent	Cumulative Frequency	Cumulative Percent
Yes	1	901	15.23	901	15.23
No	2	5014	84.77	5915	100.00
<b>Total</b>				5915	100.00%
Missing = 40687					

**Variable:** m2\_stairs\_f1

**Question:** b1\_2

**Description:** How did you evacuate the building? Stairs

**Stem:** How did you evacuate the building? Stairs

**Applies to:** Building occupants who evacuated from a destroyed/damaged building

Label	Value	Frequency	Percent	Cumulative Frequency	Cumulative Percent
Yes	1	4361	73.73	4361	73.73
No	2	1554	26.27	5915	100.00
<b>Total</b>				5915	100.00%
Missing = 40687					

**Variable:** m2\_escalator\_f1

**Question:** b1\_3

**Description:** How did you evacuate the building? Escalator

**Stem:** How did you evacuate the building? Escalator

**Applies to:** Building occupants who evacuated from a destroyed/damaged building

Label	Value	Frequency	Percent	Cumulative Frequency	Cumulative Percent
Yes	1	357	6.04	357	6.04
No	2	5558	93.96	5915	100.00
<b>Total</b>				5915	100.00%
Missing = 40687					

# WTCHR Wave 2 Adult Survey Codebook (revised 12/12/12)

**Variable:** m2\_other\_f1

**Question:** b1\_4

**Description:** How did you evacuate the building? Other

**Stem:** How did you evacuate the building? Other

**Applies to:** Building occupants who evacuated from a destroyed/damaged building

Label	Value	Frequency	Percent	Cumulative Frequency	Cumulative Percent
Yes	1	803	13.58	803	13.58
No	2	5112	86.42	5915	100.00
<b>Total</b>				5915	100.00%
Missing = 40687					

**Variable:** m2\_evac\_hrs\_f1

**Question:** b2\_hrs

**Description:** Time to evacuate: Hours

**Stem:** Time taken to evacuate between when you decided to evacuate and when you got out of the building: Hours

**Applies to:** Building occupants who evacuated from a destroyed/damaged building

Label	Value	Frequency	Percent	Cumulative Frequency	Cumulative Percent
0		1709	58.53	1709	58.53
1		911	31.20	2620	89.73
2		154	5.27	2774	95.00
3		51	1.75	2825	96.75
4		26	0.89	2851	97.64
5		14	0.48	2865	98.12
6		10	0.34	2875	98.46
7		4	0.14	2879	98.60
8		6	0.21	2885	98.80
9		1	0.03	2886	98.84
10		10	0.34	2896	99.18
12		1	0.03	2897	99.21
15		2	0.07	2899	99.28
18		1	0.03	2900	99.32
20		6	0.21	2906	99.52
24		2	0.07	2908	99.59
30		4	0.14	2912	99.73
35		1	0.03	2913	99.76
36		1	0.03	2914	99.79
40		2	0.07	2916	99.86
45		2	0.07	2918	99.93
48		1	0.03	2919	99.97
60		1	0.03	2920	100.00
<b>Total</b>				2920	100.00%
Missing = 43682					

**Variable:** m2\_evac\_min\_f1

**Question:** b2\_min

**Description:** Time to evacuate: Minutes

**Stem:** Time taken to evacuate between when you decided to evacuate and when you got out of the building: Minutes

**Applies to:** Building occupants who evacuated from a destroyed/damaged building

Label	Value	Frequency	Percent	Cumulative Frequency	Cumulative Percent
0		261	4.55	261	4.55
1		141	2.46	402	7.01
2		191	3.33	593	10.34
3		146	2.55	739	12.89
4		69	1.20	808	14.09
5		710	12.38	1518	26.48
6		38	0.66	1556	27.14
7		37	0.65	1593	27.79
8		49	0.85	1642	28.64
9		9	0.16	1651	28.80
10		909	15.86	2560	44.65
11		3	0.05	2563	44.71
12		41	0.72	2604	45.42
13		10	0.17	2614	45.60

Label	Value	Frequency	Percent	Cumulative Frequency	Cumulative Percent
14		9	0.16	2623	45.75
15		798	13.92	3421	59.67
16		4	0.07	3425	59.74
17		17	0.30	3442	60.04
18		17	0.30	3459	60.33
19		3	0.05	3462	60.39
20		575	10.03	4037	70.42
21		3	0.05	4040	70.47
22		8	0.14	4048	70.61
23		7	0.12	4055	70.73
24		7	0.12	4062	70.85
25		217	3.79	4279	74.64
26		4	0.07	4283	74.71
27		3	0.05	4286	74.76
28		13	0.23	4299	74.99
29		2	0.03	4301	75.02
30		693	12.09	4994	87.11
32		6	0.10	5000	87.21
33		4	0.07	5004	87.28
34		3	0.05	5007	87.34
35		107	1.87	5114	89.20
36		2	0.03	5116	89.24
37		1	0.02	5117	89.26
38		3	0.05	5120	89.31
40		178	3.10	5298	92.41
41		1	0.02	5299	92.43
42		4	0.07	5303	92.50
43		1	0.02	5304	92.52
45		325	5.67	5629	98.19
46		1	0.02	5630	98.20
47		3	0.05	5633	98.26
48		3	0.05	5636	98.31
49		3	0.05	5639	98.36
50		66	1.15	5705	99.51
52		2	0.03	5707	99.55
53		1	0.02	5708	99.56
55		17	0.30	5725	99.86
57		1	0.02	5726	99.88
58		2	0.03	5728	99.91
59		3	0.05	5731	99.97
60		2	0.03	5733	100.00
<b>Total</b>				5733	100.00%
Missing = 40869					

**Variable:** m2\_fire\_f1

**Question:** b3\_1

**Description:** Problem while evacuating: Fire or intense heat

**Stem:** Problem encountered while evacuating the building: Fire or intense heat

**Applies to:** Building occupants who evacuated from a destroyed/damaged building

Label	Value	Frequency	Percent	Cumulative Frequency	Cumulative Percent
Yes	1	609	10.33	609	10.33
No	2	5286	89.64	5895	99.97
Don't know	8	1	0.02	5896	99.98
Refused to answer	9	1	0.02	5897	100.00
<b>Total</b>				5897	100.00%
Missing = 40705					

# WTCHR Wave 2 Adult Survey Codebook (revised 12/12/12)

**Variable:** m2\_poorlight\_f1

**Question:** b3\_2

**Description:** Problem while evacuating: Poor lighting

**Stem:** Problem encountered while evacuating the building: Poor lighting

**Applies to:** Building occupants who evacuated from a destroyed/damaged building

Label	Value	Frequency	Percent	Cumulative Frequency	Cumulative Percent
Yes	1	1495	25.35	1495	25.35
No	2	4393	74.50	5888	99.85
Don't know	8	8	0.14	5896	99.98
Refused to answer	9	1	0.02	5897	100.00
<b>Total</b>				5897	100.00%
Missing = 40705					

**Variable:** m2\_jackcomm\_f1

**Question:** b3\_3

**Description:** Problem while evacuating: Lack of communication with officials

**Stem:** Problem encountered while evacuating the building: Lack of communication with officials

**Applies to:** Building occupants who evacuated from a destroyed/damaged building

Label	Value	Frequency	Percent	Cumulative Frequency	Cumulative Percent
Yes	1	3381	57.33	3381	57.33
No	2	2506	42.50	5887	99.83
Don't know	8	9	0.15	5896	99.98
Refused to answer	9	1	0.02	5897	100.00
<b>Total</b>				5897	100.00%
Missing = 40705					

**Variable:** m2\_smoke\_f1

**Question:** b3\_4

**Description:** Problem while evacuating: Smoke

**Stem:** Problem encountered while evacuating the building: Smoke

**Applies to:** Building occupants who evacuated from a destroyed/damaged building

Label	Value	Frequency	Percent	Cumulative Frequency	Cumulative Percent
Yes	1	2161	36.65	2161	36.65
No	2	3734	63.32	5895	99.97
Don't know	8	1	0.02	5896	99.98
Refused to answer	9	1	0.02	5897	100.00
<b>Total</b>				5897	100.00%
Missing = 40705					

**Variable:** m2\_crowding\_f1

**Question:** b3\_5

**Description:** Problem while evacuating: Extreme crowding

**Stem:** Problem encountered while evacuating the building: Extreme crowding

**Applies to:** Building occupants who evacuated from a destroyed/damaged building

Label	Value	Frequency	Percent	Cumulative Frequency	Cumulative Percent
Yes	1	3316	56.23	3316	56.23
No	2	2579	43.73	5895	99.97
Don't know	8	1	0.02	5896	99.98
Refused to answer	9	1	0.02	5897	100.00
<b>Total</b>				5897	100.00%
Missing = 40705					

**Variable:** m2\_panic\_others\_f1

**Question:** b3\_6

**Description:** Problem while evacuating: Panicky crowds or panicky people around me

**Stem:** Problem encountered while evacuating the building: Panicky crowds or panicky people around me

**Applies to:** Building occupants who evacuated from a destroyed/damaged building

Label	Value	Frequency	Percent	Cumulative Frequency	Cumulative Percent
Yes	1	3617	61.34	3617	61.34
No	2	2276	38.60	5893	99.93
Don't know	8	2	0.03	5895	99.97
Refused to answer	9	2	0.03	5897	100.00
<b>Total</b>				5897	100.00%
Missing = 40705					

**Variable:** m2\_water\_f1

**Question:** b3\_7

**Description:** Problem while evacuating: Water in the stairwell or lobby

**Stem:** Problem encountered while evacuating the building: Water in the stairwell or lobby

**Applies to:** Building occupants who evacuated from a destroyed/damaged building

Label	Value	Frequency	Percent	Cumulative Frequency	Cumulative Percent
Yes	1	1134	19.23	1134	19.23
No	2	4755	80.63	5889	99.86
Don't know	8	8	0.14	5897	100.00
<b>Total</b>				5897	100.00%
Missing = 40705					

**Variable:** m2\_blocked\_f1

**Question:** b3\_8

**Description:** Problem while evacuating: Locked or blocked doors in exit stairwells

**Stem:** Problem encountered while evacuating the building: Locked or blocked doors in exit stairwells

**Applies to:** Building occupants who evacuated from a destroyed/damaged building

Label	Value	Frequency	Percent	Cumulative Frequency	Cumulative Percent
Yes	1	811	13.75	811	13.75
No	2	5079	86.13	5890	99.88
Don't know	8	7	0.12	5897	100.00
<b>Total</b>				5897	100.00%
Missing = 40705					

**Variable:** m2\_noelevator\_f1

**Question:** b3\_9

**Description:** Problem while evacuating: Non-functioning elevator

**Stem:** Problem encountered while evacuating the building: Non-functioning elevator

**Applies to:** Building occupants who evacuated from a destroyed/damaged building

Label	Value	Frequency	Percent	Cumulative Frequency	Cumulative Percent
Yes	1	815	13.82	815	13.82
No	2	4950	83.94	5765	97.76
Don't know	8	132	2.24	5897	100.00
<b>Total</b>				5897	100.00%
Missing = 40705					

# WTCHR Wave 2 Adult Survey Codebook (revised 12/12/12)

**Variable:** m2\_panic\_me\_f1

**Question:** b3\_10

**Description:** Problem while evacuating: I was overwhelmed by feeling of fear or panic

**Stem:** Problem encountered while evacuating the building: I was overwhelmed by feelings of fear or panic

**Applies to:** Building occupants who evacuated from a destroyed/damaged building

Label	Value	Frequency	Percent	Cumulative Frequency	Cumulative Percent
Yes	1	2304	39.07	2304	39.07
No	2	3586	60.81	5890	99.88
Don't know	8	6	0.10	5896	99.98
Refused to answer	9	1	0.02	5897	100.00
<b>Total</b>				5897	100.00%

Missing = 40705

**Variable:** m2\_flights\_f1

**Question:** b3\_11

**Description:** Problem while evacuating: I encountered many flights of stairs

**Stem:** Problem encountered while evacuating the building: I encountered many flights of stairs (was exhausted)

**Applies to:** Building occupants who evacuated from a destroyed/damaged building

Label	Value	Frequency	Percent	Cumulative Frequency	Cumulative Percent
Yes	1	1497	25.39	1497	25.39
No	2	4387	74.39	5884	99.78
Don't know	8	12	0.20	5896	99.98
Refused to answer	9	1	0.02	5897	100.00
<b>Total</b>				5897	100.00%

Missing = 40705

**Variable:** m2\_pushed\_f1

**Question:** b3\_12

**Description:** Problem while evacuating: I was pushed or tripped or fell down

**Stem:** Problem encountered while evacuating the building: I was pushed or tripped or fell down

**Applies to:** Building occupants who evacuated from a destroyed/damaged building

Label	Value	Frequency	Percent	Cumulative Frequency	Cumulative Percent
Yes	1	704	11.94	704	11.94
No	2	5192	88.04	5896	99.98
Don't know	8	1	0.02	5897	100.00
<b>Total</b>				5897	100.00%

Missing = 40705

**Variable:** m2\_disabil\_f1

**Question:** b4

**Description:** Did you have a disability or a health condition that limited your ability to walk down stairs on 09/11/01?

**Stem:** Did you have a disability or a health condition that limited your ability to walk down a large number of stairs on 09/11/01?

**Applies to:** Building occupants who evacuated from a destroyed/damaged building

Label	Value	Frequency	Percent	Cumulative Frequency	Cumulative Percent
Yes	1	363	5.40	363	5.40
No	2	6356	94.58	6719	99.99
Don't know	8	1	0.01	6720	100.00
<b>Total</b>				6720	100.00%

Missing = 39882

## Module 3

**Variable:** m3\_trainresp\_bef\_911\_f1

**Question:** c1\_1

**Description:** Pre-9/11 training received: Yes, respirator (s) such as Types 1 or 2 shown. In the CATI version, the respirators are described in words rather than shown as pictures.

**Stem:** Did you receive training in the use of respirators or masks before 9/11/01?: Yes, respirator (s) such as Types 1 or 2 shown

**Applies to:** Workers

Label	Value	Frequency	Percent	Cumulative Frequency	Cumulative Percent
Yes	1	3697	36.74	3697	36.74
No	2	6365	63.26	10062	100.00
<b>Total</b>				10062	100.00%

Missing = 36540

**Variable:** m3\_trainmask\_bef\_911\_f1

**Question:** c1\_2

**Description:** Pre-9/11 training received: Yes, mask(s) such as Types 3 or 4 shown. In the CATI version, the masks are described in words rather than shown as pictures.

**Stem:** Did you receive training in the use of respirators or masks before 9/11/01? Yes, mask(s) such as Types 3 or 4 shown

**Applies to:** Workers

Label	Value	Frequency	Percent	Cumulative Frequency	Cumulative Percent
Yes	1	2845	28.52	2845	28.52
No	2	7132	71.48	9977	100.00
<b>Total</b>				9977	100.00%

Missing = 36625

**Variable:** m3\_notrain\_bef\_911\_f1

**Question:** c1\_3

**Description:** Pre-9/11 training received?: No

**Stem:** Did you receive training in the use of respirators or masks before 9/11/01? No

**Applies to:** Workers

Label	Value	Frequency	Percent	Cumulative Frequency	Cumulative Percent
Yes	1	5719	56.84	5719	56.84
No	2	4343	43.16	10062	100.00
<b>Total</b>				10062	100.00%

Missing = 36540

**Variable:** m3\_resp\_911\_f1

**Question:** c2\_1

**Description:** 9/11 training: Yes, respirator(s) such as Types 1 or 2 shown. In the CATI version, the respirators are described in words rather than shown as pictures.

**Stem:** Did you receive training in the use of respirators or masks during your WTC-related work? Yes, respirator(s) such as Types 1 or 2 shown

**Applies to:** Workers

Label	Value	Frequency	Percent	Cumulative Frequency	Cumulative Percent
Yes	1	3718	37.29	3718	37.29
No	2	6252	62.71	9970	100.00
<b>Total</b>				9970	100.00%

Missing = 36632



# WTCHR Wave 2 Adult Survey Codebook (revised 12/12/12)

**Variable:** m3\_mask\_911\_f1

**Question:** c2\_2

**Description:** 9/11 training: Yes, mask (s) such as Types 3 or 4 shown. In the CATI version, the masks are described in words rather than shown as pictures.

**Stem:** Did you receive training in the use of respirators or masks during your WTC-related work? Yes, mask (s) such as Types 3 or 4 shown

**Applies to:** Workers

Label	Value	Frequency	Percent	Cumulative Frequency	Cumulative Percent
Yes	1	1631	16.64	1631	16.64
No	2	8168	83.36	9799	100.00
<b>Total</b>				9799	100.00%
Missing = 36803					

**Variable:** m3\_notrain\_911\_f1

**Question:** c2\_3

**Description:** 9/11 training: No

**Stem:** Did you receive training in the use of respirators or masks during your WTC-related work? No

**Applies to:** Workers

Label	Value	Frequency	Percent	Cumulative Frequency	Cumulative Percent
Yes	1	6352	62.27	6352	62.27
No	2	3848	37.73	10200	100.00
<b>Total</b>				10200	100.00%
Missing = 36402					

**Variable:** m3\_type\_911\_f1

**Question:** c3a

**Description:** Type of mask or respirator you wore the most on 9/11/01?

**Stem:** On September 11, 2001, which type of mask or respirator did you wear the most?

**Applies to:** Workers

Label	Value	Frequency	Percent	Cumulative Frequency	Cumulative Percent
Type 1	1	159	1.52	159	1.52
Type 2	2	819	7.83	978	9.35
Type 3	3	468	4.47	1446	13.82
Type 4	4	2235	21.36	3681	35.18
Other	5	92	0.88	3773	36.06
None	6	3741	35.76	7514	71.82
N/A	7	2752	26.30	10266	98.13
Don't know	8	196	1.87	10462	100.00
<b>Total</b>				10462	100.00%
Missing = 36140					

**Variable:** m3\_type\_911\_1231\_f1

**Question:** c3b

**Description:** Type of mask or respirator you wore the most during 9/12 and 12/31/01?

**Stem:** From September 12 to December 31, 2001, which type of mask or respirator did you wear the most?

**Applies to:** Workers

Label	Value	Frequency	Percent	Cumulative Frequency	Cumulative Percent
Type 1	1	301	2.82	301	2.82
Type 2	2	3521	33.01	3822	35.83
Type 3	3	1290	12.09	5112	47.92
Type 4	4	3191	29.91	8303	77.83
Other	5	69	0.65	8372	78.48
None	6	1559	14.61	9931	93.09
N/A	7	512	4.80	10443	97.89
Don't know	8	225	2.11	10668	100.00
<b>Total</b>				10668	100.00%
Missing = 35934					

**Variable:** m3\_type\_jan1\_f1

**Question:** c3c

**Description:** Type of mask or respirator you wore the most from 01/01/02 onward?

**Stem:** From January 1, 2002 onward, which type of mask or respirator did you wear the most?

**Applies to:** Workers

Label	Value	Frequency	Percent	Cumulative Frequency	Cumulative Percent
Type 1	1	383	3.76	383	3.76
Type 2	2	3185	31.28	3568	35.05
Type 3	3	597	5.86	4165	40.91
Type 4	4	784	7.70	4949	48.61
Other	5	53	0.52	5002	49.13
None	6	1941	19.06	6943	68.20
N/A	7	3129	30.73	10072	98.93
Don't know	8	109	1.07	10181	100.00
<b>Total</b>				10181	100.00%
Missing = 36421					

**Variable:** m3\_offfit\_f1

**Question:** c4a

**Description:** Respirator: How often did it fit you well?

**Stem:** During your WTC-related work, on the days you wore a Type 1 or Type 2 respirator: How often did it fit you well?

**Applies to:** Workers

Label	Value	Frequency	Percent	Cumulative Frequency	Cumulative Percent
All of the time	1	1215	15.46	1215	15.46
Most of the time	2	2240	28.50	3455	43.95
Some of the time	3	1960	24.93	5415	68.88
None of the time	4	476	6.06	5891	74.94
Don't know	5	454	5.78	6345	80.71
N/A	6	1516	19.29	7861	100.00
<b>Total</b>				7861	100.00%
Missing = 38741					

**Variable:** m3\_offtclean\_f1

**Question:** c4b

**Description:** Respirator: How often was it cleaned before you wore it?

**Stem:** During your WTC-related work, on the days you wore a Type 1 or Type 2 respirator: How often was it cleaned before you wore it?

**Applies to:** Workers

Label	Value	Frequency	Percent	Cumulative Frequency	Cumulative Percent
All of the time	1	1162	14.83	1162	14.83
Most of the time	2	1039	13.26	2201	28.10
Some of the time	3	1356	17.31	3557	45.41
None of the time	4	1541	19.67	5098	65.08
Don't know	5	1107	14.13	6205	79.22
N/A	6	1627	20.77	7832	99.99
Refused to answer	9	1	0.01	7833	100.00
<b>Total</b>				7833	100.00%
Missing = 38769					

# WTCHR Wave 2 Adult Survey Codebook (revised 12/12/12)

**Variable:** m3\_replaced\_f1

**Question:** c4c

**Description:** Respirator: How often were the cartridges (filters) replaced before you wore it?

**Stem:** During your WTC-related work, on the days you wore a Type 1 or Type 2 respirator: How often were the cartridges (filters) replaced before you wore it?

**Applies to:** Workers

Label	Value	Frequency	Percent	Cumulative Frequency	Cumulative Percent
All of the Time	1	714	9.13	714	9.13
Most of the Time	2	740	9.46	1454	18.58
Some of the Time	3	1613	20.62	3067	39.20
None of the Time	4	1776	22.70	4843	61.90
Don't know	5	1253	16.01	6096	77.91
N/A	6	1727	22.07	7823	99.99
Refused to answer	9	1	0.01	7824	100.00
<b>Total</b>				7824	100.00%
Missing = 38778					

**Variable:** m3\_fittest\_f1

**Question:** c5

**Description:** Did you have a fit-test for a respirator?

**Stem:** During your WTC-related work, did you have a fit-test for at least one of the Type 1 or Type 2 respirators(s) you used on or after 9/11/01?

**Applies to:** Workers

Label	Value	Frequency	Percent	Cumulative Frequency	Cumulative Percent
Yes	1	2934	37.51	2934	37.51
No	2	3767	48.16	6701	85.67
N/A-Did not wear	3	1100	14.06	7801	99.73
Don't know	8	21	0.27	7822	100.00
<b>Total</b>				7822	100.00%
Missing = 38780					

## End of Module 3

**Variable:** add\_health\_f1

**Question:** d3

**Description:** Any additional health concerns since 9/11/01?

**Stem:** Please let us know below if you have any additional health concerns since 9/11/01

**Applies to:** All registrants

Label	Value	Frequency	Percent	Cumulative Frequency	Cumulative Percent
Data Present	1	22320	100.00	22320	100.00
<b>Total</b>				22320	100.00%
Missing = 24282					

## Derived Variables

**Variable:** resident\_e

**Description:** Lived south of Canal Street on 09/11/2001

**Stem:** Resident eligibility group using the first variable in the resident section of the interview for Wave 1 Survey.

**Applies to:** All registrants

Label	Value	Frequency	Percent	Cumulative Frequency	Cumulative Percent
No	0	39193	84.10	39193	84.10
Yes	1	7409	15.90	46602	100.00
<b>Total</b>				46602	100.00%
Missing = 0					

**Variable:** worker\_e

**Description:** Rescue, recovery, cleanup worker at WTC, SI, and/or barge sites  
**Stem:** Classifies the worker eligibility group by combining affirmative responses for working at least one shift at the WTC rescue and recovery site (WORKER) and affirmative responses for working at the Staten Island recovery site or barge (SI\_WORKER) for Wave 1 Survey.

**Applies to:** All registrants

Label	Value	Frequency	Percent	Cumulative Frequency	Cumulative Percent
No	0	24973	53.59	24973	53.59
Yes	1	21629	46.41	46602	100.00
<b>Total</b>				46602	100.00%
Missing = 0					

**Variable:** occ\_trans\_e

**Description:** Individuals south of Chambers Street between the first plane impact and noon on 09/11/2001.

**Stem:** Enumerates individuals in the occupant-transit eligibility group for Wave 1 Survey.

**Applies to:** All registrants

Label	Value	Frequency	Percent	Cumulative Frequency	Cumulative Percent
No	0	18283	39.23	18283	39.23
Yes	1	28319	60.77	46602	100.00
<b>Total</b>				46602	100.00%
Missing = 0					

**Variable:** student\_e

**Description:** Children who were enrolled in a school south of Canal Street on 09/11/2001.

**Stem:** Enumerates individuals in the student eligibility group for Wave 1 Survey.

**Applies to:** All registrants

Label	Value	Frequency	Percent	Cumulative Frequency	Cumulative Percent
No	0	46183	99.10	46183	99.10
Yes	1	419	0.90	46602	100.00
<b>Total</b>				46602	100.00%
Missing = 0					

**Variable:** staff\_e

**Description:** Staff employed in schools south of Canal Street on 09/11/2001.

**Stem:** Enumerates individuals in the school staff eligibility group for Wave 1 Survey.

**Applies to:** All registrants

Label	Value	Frequency	Percent	Cumulative Frequency	Cumulative Percent
No	0	46226	99.19	46226	99.19
Yes	1	376	0.81	46602	100.00
<b>Total</b>				46602	100.00%
Missing = 0					



# WTCHR Wave 2 Adult Survey Codebook (revised 12/12/12)

**Variable:** education

**Description:** Highest year of school completed as of Wave 1 interview

**Stem:** What is the highest grade or year of school (you/SUBJECT) completed?

**Applies to:** All registrants

Label	Value	Frequency	Percent	Cumulative Frequency	Cumulative Percent
Never attended school or only attended Kindergarten	1	30	0.06	30	0.06
Grades 1 through 8 (elementary)	2	559	1.20	589	1.27
Grades 9 through 11 (some high School)	3	1292	2.78	1881	4.05
Grades 12 or GED (High School graduate)	4	8546	18.40	10427	22.45
College 1 year to 3 years (Some College or Technical school)	5	11476	24.71	21903	47.16
College 4 year or more (college graduate)	6	14897	32.08	36800	79.24
Postgraduate degree (Master's degree, Ph.D., M.D., J.D., LL.M)	7	9493	20.44	46293	99.68
Don't know	8	29	0.06	46322	99.75
Refused to answer	9	118	0.25	46440	100.00
<b>Total</b>				46440	100.00%

Missing = 162

**Variable:** income

**Description:** Household income in 2002 before taxes

**Stem:** The next question is about your household income. What was (your/SUBJECT's) total household income in 2002 before taxes for Wave 1 Survey? (As with any question in this survey, you may refuse to answer it if you like. Giving us (your/SUBJECT's) income is completely voluntary. We will keep your answer private. If you chose to not give us your income, you can still participate in the Registry.)

**Applies to:** All registrants

Label	Value	Frequency	Percent	Cumulative Frequency	Cumulative Percent
Less than \$10,000	1	1360	2.93	1360	2.93
\$10,000 to less than \$15,000	2	822	1.77	2182	4.70
\$15,000 to less than \$25,000	3	1611	3.47	3793	8.17
\$25,000 to less than \$35,000	4	2882	6.20	6675	14.37
\$35,000 to less than \$50,000	5	5399	11.62	12074	25.99
\$50,000 to less than \$75,000	6	9131	19.66	21205	45.65
\$75,000 to less than \$100,000	7	8246	17.75	29451	63.40
\$100,000 to less than \$150,000	8	7279	15.67	36730	79.07
\$150,000 to less than \$200,000	9	2334	5.02	39064	84.10
\$200,000 or more	10	2925	6.30	41989	90.39
Don't know	88	670	1.44	42659	91.84
Refused to answer	99	3792	8.16	46451	100.00
<b>Total</b>				46451	100.00%

Missing = 151

**Variable:** census\_race

**Description:** Combined race/ethnicity

**Stem:** Composite of race/ethnicity categorized according to methods used in 2000 Census SF1 documentation appendix of race codes for Wave 1 Survey. (<http://www.census.gov/prod/cen2000/doc/sf1.pdf>). Registrants who responded "Yes" to HISPAN were classified as Hispanic or Latino regardless of response to RACE or RACE\_SP. Non-Hispanic registrants were coded according to the combination of checklist answers in RACE and free-text responses from RACE\_SP. LANGUAGE was used if data was missing in other variables.

**Applies to:** All registrants

Label	Value	Frequency	Percent	Cumulative Frequency	Cumulative Percent
White	1	32350	69.42	32350	69.42
Black or African American	2	4757	10.21	37107	79.63
Hispanic or Latino	3	5310	11.39	42417	91.02
Asian (includes) Native Hawaiian/Pacific Islander	4	2621	5.62	45038	96.64
Multiracial	5	857	1.84	45895	98.48
Other (includes American Indian/Alaskan Native and unknown)	6	707	1.52	46602	100.00
<b>Total</b>				46602	100.00%

Missing = 0

**Variable:** c\_age\_911

**Description:** Age on 9/11

**Stem:** Age on 9/11 supplemented with demographic and Wave 1 information

**Applies to:** All registrants

Label	Value	Frequency	Percent	Cumulative Frequency	Cumulative Percent
12		12	0.03	12	0.03
13		41	0.09	53	0.11
14		130	0.28	183	0.39
15		133	0.29	316	0.68
16		116	0.25	432	0.93
17		144	0.31	576	1.24
18		131	0.28	707	1.52
19		289	0.62	996	2.14
20		243	0.52	1239	2.66
21		265	0.57	1504	3.23
22		372	0.80	1876	4.03
23		529	1.14	2405	5.16
24		581	1.25	2986	6.41
25		593	1.27	3579	7.68
26		716	1.54	4295	9.22
27		804	1.73	5099	10.94
28		864	1.85	5963	12.80
29		937	2.01	6900	14.81
30		1062	2.28	7962	17.09
31		1188	2.55	9150	19.64
32		1126	2.42	10276	22.06
33		1155	2.48	11431	24.54
34		1319	2.83	12750	27.37
35		1365	2.93	14115	30.30
36		1377	2.96	15492	33.25
37		1474	3.16	16966	36.42
38		1578	3.39	18544	39.80
39		1519	3.26	20063	43.06
40		1532	3.29	21595	46.35
41		1416	3.04	23011	49.39
42		1524	3.27	24535	52.66
43		1492	3.20	26027	55.87
44		1528	3.28	27555	59.15
45		1468	3.15	29023	62.30
46		1469	3.15	30492	65.45
47		1298	2.79	31790	68.24

# WTCHR Wave 2 Adult Survey Codebook (revised 12/12/12)

Label	Value	Frequency	Percent	Cumulative Frequency	Cumulative Percent
48		1330	2.85	33120	71.09
49		1310	2.81	34430	73.90
50		1236	2.65	35666	76.56
51		1125	2.41	36791	78.97
52		1122	2.41	37913	81.38
53		1049	2.25	38962	83.63
54		1143	2.45	40105	86.08
55		795	1.71	40900	87.79
56		697	1.50	41597	89.29
57		595	1.28	42192	90.56
58		701	1.50	42893	92.07
59		523	1.12	43416	93.19
60		434	0.93	43850	94.12
61		361	0.77	44211	94.90
62		313	0.67	44524	95.57
63		296	0.64	44820	96.21
64		215	0.46	45035	96.67
65		196	0.42	45231	97.09
66		191	0.41	45422	97.50
67		143	0.31	45565	97.80
68		130	0.28	45695	98.08
69		111	0.24	45806	98.32
70		121	0.26	45927	98.58
71		105	0.23	46032	98.81
72		83	0.18	46115	98.98
73		80	0.17	46195	99.16
74		63	0.14	46258	99.29
75		57	0.12	46315	99.41
76		48	0.10	46363	99.52
77		34	0.07	46397	99.59
78		32	0.07	46429	99.66
79		32	0.07	46461	99.73
80		27	0.06	46488	99.79
81		25	0.05	46513	99.84
82		16	0.03	46529	99.87
83		9	0.02	46538	99.89
84		11	0.02	46549	99.92
85		39	0.08	46588	100.00
<b>Total</b>				46588	100.00%

Missing = 14

**Variable:** c\_age\_int\_fl

**Description:** Age at Wave 2 interview

**Stem:** Age at Wave 2 interview supplemented with demographic and Wave 1 information

**Applies to:** All registrants

Label	Value	Frequency	Percent	Cumulative Frequency	Cumulative Percent
18		24	0.05	24	0.05
19		97	0.21	121	0.26
20		109	0.23	230	0.49
21		140	0.30	370	0.79
22		135	0.29	505	1.08
23		112	0.24	617	1.32
24		240	0.52	857	1.84
25		237	0.51	1094	2.35
26		241	0.52	1335	2.87
27		334	0.72	1669	3.58
28		444	0.95	2113	4.54
29		566	1.21	2679	5.75
30		605	1.30	3284	7.05
31		619	1.33	3903	8.38
32		778	1.67	4681	10.05
33		826	1.77	5507	11.82
34		885	1.90	6392	13.72
35		1003	2.15	7395	15.87
36		1137	2.44	8532	18.31
37		1179	2.53	9711	20.84
38		1129	2.42	10840	23.27
39		1209	2.60	12049	25.86

Label	Value	Frequency	Percent	Cumulative Frequency	Cumulative Percent
40		1353	2.90	13402	28.77
41		1371	2.94	14773	31.71
42		1430	3.07	16203	34.78
43		1536	3.30	17739	38.08
44		1567	3.36	19306	41.44
45		1495	3.21	20801	44.65
46		1489	3.20	22290	47.84
47		1496	3.21	23786	51.06
48		1453	3.12	25239	54.17
49		1527	3.28	26766	57.45
50		1530	3.28	28296	60.74
51		1482	3.18	29778	63.92
52		1389	2.98	31167	66.90
53		1292	2.77	32459	69.67
54		1347	2.89	33806	72.56
55		1277	2.74	35083	75.30
56		1175	2.52	36258	77.83
57		1108	2.38	37366	80.21
58		1106	2.37	38472	82.58
59		1089	2.34	39561	84.92
60		975	2.09	40536	87.01
61		741	1.59	41277	88.60
62		633	1.36	41910	89.96
63		642	1.38	42552	91.34
64		631	1.35	43183	92.69
65		493	1.06	43676	93.75
66		364	0.78	44040	94.53
67		345	0.74	44385	95.27
68		300	0.64	44685	95.92
69		251	0.54	44936	96.45
70		212	0.46	45148	96.91
71		173	0.37	45321	97.28
72		186	0.40	45507	97.68
73		127	0.27	45634	97.95
74		121	0.26	45755	98.21
75		119	0.26	45874	98.47
76		99	0.21	45973	98.68
77		97	0.21	46070	98.89
78		87	0.19	46157	99.07
79		67	0.14	46224	99.22
80		55	0.12	46279	99.34
81		58	0.12	46337	99.46
82		40	0.09	46377	99.55
83		35	0.08	46412	99.62
84		34	0.07	46446	99.70
85		142	0.30	46588	100.00
<b>Total</b>				46588	100.00%

Missing = 14

**Variable:** c\_gender

**Description:** Gender at Wave 2 interview

**Stem:** Gender at Wave 2 interview supplemented with demographic information

**Applies to:** All registrants

Label	Value	Frequency	Percent	Cumulative Frequency	Cumulative Percent
Male	1	28457	61.06	28457	61.06
Female	2	18145	38.94	46602	100.00
<b>Total</b>				46602	100.00%

## **Appendix 4 – Data Cleaning Decisions**

## World Trade Center Health Registry Follow-Up (W2) Data Cleaning

### **Cleaning of gender and age variables**

- Gender and age variables (at 9/11and interview) have been cleaned using demographic database and Wave 1 dataset.
- Demographic info trumps Wave 1 trumps Wave 2.

This document summarizes the decisions made for questions in the Wave 2 survey that involve skip patterns or discrepant logic provided by enrollees' responses. The Wave 2 dataset contains a population of 46,602 (as of July 29, 2010).

Following the survey questions, logic is provided for which data have been cleaned.

---

### **1. Decisions for Q8**

- A. "Yes" is now defined as:
  - a. YES, NO, BLANK to gate, but answered "Yes" to any of the subanswers (excluding none of the above)
  - b. YES to gate, YES to none of the above in a
  - c. YES to gate, blank to subanswers
- B. "No" is now defined as:
  - a. NO to gate, and did not respond to any of the subanswers
  - b. NO to gate, but responded to 'None of the above'
  - c. BLANK to gate, but responded to 'None of the above'
- C. "Blank" is now defined as:
  - a. BLANK to gate question and did not respond to any of the subanswers

### **2. Decisions for Q9**

#### **Similar logic as question 8**

- A. "Yes" is now defined as:
  - A. YES, NO, BLANK to gate, but answered "Yes" to any of the subanswers (excluding none of the above)
  - B. YES to gate, YES to none of the above in a
  - C. YES to gate, blank to subanswers
- B. "No" is now defined as:
  - A. NO to gate, and did not respond to any of the subanswers
  - B. NO to gate, but responded to 'None of the above'
  - C. BLANK to gate, but responded to 'None of the above'
- C. "Blank" is now defined as:
  - A. BLANK to gate question and did not respond to any of the subanswer

### **3. Decisions for Q12**

- A. "Yes" is now defined as :
  - a. YES to gate and a response equal to one day or more
  - b. YES to gate and a blank response to number of days
  - c. NO or BLANK to gate and a response equal to one day or more
- B. "No" is now defined as:
  - a. NO to gate and blank or 0 response to number of days
- C. "Blank" is now defined as:
  - a. BLANK to gate and blank to number of days

**4. Question 13**

- A. There is no recode for Q13A – Q13J. A derived variable for Q13B and Q13C will be included in the DFUM

**5. Question 14**

- A. NOTE: Q14a-g relates to questions asked at baseline survey. Discrepancies between in baseline and follow-up occur if the enrollee says “yes” to having the condition at baseline survey, but “no” to having the condition at follow-up survey.

**6. Decisions for Q14a-g**

- A. Baseline “Yes” trumps follow-up responses
- B. If baseline response was a “YES” to a specific health condition and the follow-up response was any other, the follow-up response will be a “YES” to be consistent with the baseline.
- C. Year provided in follow-up survey will be left as is and will not be recoded

**7. Decisions for Q14H-Q14Q**

- A. Since Q14H-Q14Q do not have a direct reference to the baseline, and we do not much depend on subanswers to the ‘Year’ and the Pre- 9/11 questions, so frequencies produced are just after simple validation:
- B. If Gate question answer is ‘No’ or ‘Missing’ then the ‘Year’ and the Pre- 9/11 subanswer is coded as ‘Missing’.

**8. Question 15**

- A. No Data Cleaning

**9. Decisions for Q17**

- A. Similar logic to Q8 and Q9
- B. “Yes” is now defined as:
  - a. YES, NO, BLANK to gate, but answered any of the subanswers Q17a-Q17b or Q17c for Yes/No.
  - b. YES to gate, blank to subanswers
- C. “No” is now defined as:
  - a. NO to gate, and did not respond to any of the subanswers
- D. “Blank” is now defined as:
  - a. BLANK to gate question and did not respond to any of the subanswers

**10. Decisions for Q21**

- A. If smoke\_now\_f1 is “MISSING” or “Not at all” and smoke\_perday\_f1 is greater than 0, then smoke\_now\_rev\_f1 is now “Everyday”.  
**One case with number of cigarettes 1 and four cases with range of 10-40 cigarettes are coded as “Everyday”**

**9. Question 22**

- No Recoding

**10. Decisions for Q24 and Q25**

- A. Baseline trumps follow-up
- B. Responses for Q25 will be retained only for those who responded to “YES” being exposed to the dust cloud at baseline.

**There are no recoded variables for Q24 and Q25. Derived variables will be included in the DFUM, but the original variables will remain.**

### **11. Decisions for Q27**

**\*NOTE:** Original coding for this question differed among the three modes of surveys. New coding takes into consideration these differences

This question contains 10 subanswers; however, 3 of these subanswers are should control how the other 7 questions are coded.

The 3 subanswers are:

1. work\_nodamage\_f1
2. work\_noplace\_f1
3. work\_noreturn\_f1

- A. The other 7 subquestions are dependent on the response of the above three.
- B. If a respondent answers “YES” to at least one of the other seven subquestions, then Q27 first checkmark variable work\_nodamage\_f1 will be coded as “NO”
- C. If all responses are “MISSING,” they will remain “MISSING.”

### **12. Decisions for Q29**

- A. Lost\_job\_f1 is now a “YES” if result\_event\_f1 is “YES”

### **13. Decisions for Q30**

**\*NOTE** – The phone surveys are coded differently than the paper and web surveys.

- In the phone surveys, if the respondent marked any of the categories provided, the other options would be forced to “MISSING”
- However, in the paper and web surveys, if the respondent marked any of the categories, the other options would be forced to “NONE” (assigned a value of “2”)
- There are 10 categories in this question for loss of life

- A. anyone\_die\_f1 is coded as “YES” if any of the 10 categories is marked “YES”
- B. To account for the differences in coding based on survey mode, the paper and web survey will be coded to mirror the phone survey:

**For paper and web surveys** – if a respondent marked of any of the 10 categories, the remaining categories were marked as “TWO”

- a. These categories will then be forced to “MISSING”

### **14. Decisions for QA1**

- A. “Yes” is now defined as:
  - b. YES to gate, and did not respond to any of the subanswers
- B. “No” is now defined as:
  - c. YES, NO, or BLANK to gate, but answered “Yes” to any of the subanswers to gate, and did not respond to any of the subanswers
- C. “Blank” is now defined as:
  - d. BLANK to gate question and did not respond to any of the subanswers

### **15. Decisions for QA2**

- A. If box 1 is checked and any box from 2-7 is checked then box 1 will be unchecked.

**16. Decisions for QA3**

A. If box 1 is checked and any box from 2-6 is checked then box 1 will be unchecked.

**17. Decisions for QA4**

A. If box 1 is checked and any box from 2-7 is checked then box 1 will be unchecked.

**18. Decisions for QA5:**

A. If box 1 is checked and any box from 2-7 is checked then box 1 will be unchecked.

**19. Decisions for QA6:**

A. If box 1 is checked and any box from 2-5 is checked then box 1 will be unchecked.

**20. Decisions for QA7:**

A. "Yes" is now defined as:

e. YES, NO, or I DON'T KNOW to gate, and any response to subanswers

B. "No" is now defined as:

f. NO to gate and did not respond to any of the subanswers

## CONTEXTUAL RECODING OF OPEN-ENDED RESPONSES

Thirteen questions were structured to provide the respondent with a list of fixed responses plus an open-ended response “Other, please specify.” The open-ended responses were reviewed by the data-cleaning team and in those instances where the manually entered response was equivalent to one of the fixed responses, the fixed-response data item was updated to reflect that.

For example, Question 17a asks “What type of health care did you need, but did not get during the last 12 month?” It offers the respondent a choice of nine types of health care, one of which is “Prescription medicines. There is also a choice “Other, please specify.” If the respondent wrote in the Other blank “I needed drugs,” the data cleaner changed the “Prescription medicines” item from blank to 1 (item checked). If a respondent did not check any of the fixed responses but wrote “None” in the open field, the “None of the above” response was changed from blank to 1 (item checked).

The questions which may have been edited in this manner are:

Question no.	Question text
1	For whom are you completing this survey?
8	On September 11, 2001, before the attack, did any disabilities or medical conditions affect your _____
9a	Do you think any of your current disabilities or medical conditions affect your _____
11	Have you ever sought care of a doctor or other health professional for any of the following symptoms?
12	Have you experienced any of the symptoms in the last 30 days?
17a	What type of health care did you need, but did not get during the last 12 months?
17b	What prevented you from getting the health care that you needed in the last 12 months?
27	What was the conditions inside your primary workplace upon your return after the WTC disaster?
30a	Would you please tell us who lost their lives?
44a	Which union were you a member of?
45	Have you received services from any of the following 9/11-related medical monitoring or treatment programs?
A1a	If you did not leave your home for at least 24 hours between September 11 and September 18, what were some of the reasons?
A2a	What was the condition inside your home after the WTC disaster (before any clean up)?



**Appendix 5 – Table of final CATI dispositions**

## Table of final CATI dispositions

The table below presents the classification of the CATI dispositions under final disposition categories.

Final disposition codes	Dispositions
<b>1. Interviews</b>	
1.1 Completes	Completes are those interviews in which more than 80% of the questionnaire was completed. They include cases in which respondents refused to continue the survey, at any point after starting the survey. However, since the respondent completed at least 80% of the survey, these cases are classified under the Complete category, not the Refusals category.  Partials are those interviews in which less than 80% of the questionnaire was completed. They include cases in which respondents refused to continue the survey, at any point after starting the survey. However, since the respondent completed at least one survey question but less than 80% of the survey, these cases are classified under the Partials category, not the Refusals category.
1.2 Partials	
<b>2. Eligible, Non-Interview</b>	
2.1 Refusals	2 Hard refusal
	35 Do not call back
	36 Do not call cell phone
	38 Do not call work phone
	39 Available only by mail or email
	66 Change Respondent Updated Information – Available by mail or email
	160 Initial Refusal
	161 Non – selected respondent refusal
2.2 Physical or Mental Impairment	15 Physical or Mental Impairment
2.3 Language Barrier	3 Language Barrier
	114 Language Barrier
2.4 Identification verification failed	40 Term ID4_PROX
	41 Term DK/REF ID2-ID3
	43 Term ID4 Reg
2.5 Don't know or refused to provide name of person best able to answer questions	47 DK or Refused Best Able to Answer Known Respondents
2.6 Callbacks	17 No eligible respondent available during time period
	104 Scheduled call back
	105 Unscheduled call back
	190 Saved for system scheduled callback
2.7 Answering Machine	110 Answering machine NO MESSAGE LEFT
	111 Answering machine/voice mail/message LEFT
	112 Answering machine/voice mail/message IDENTIFIED RESPONDENT BY NAME
2.8 Busy Line	102 Busy Line
	103 Busy Line
	182 Busy Line
2.9 Fax/Modem	78 Dialer – Fax/Modem
	118 Fax/Modem
2.10 Hang Up	106 Dialer – Hang Up

	164 Hang Up
2.11 No Answer	101 No Answer
2.12 Respondent cannot be reached, all numbers non-working or wrong numbers	5 Non-working number (caller-disposed)
	32 Wrong Number
	75 Dialer – Nonworking Number
	119 Disconnected