

CHS Access Report: January 2022

Version: 5/11/2022

I. Table of Contents

Contents

I. Table of Contents.....	2
II. Data Dictionary	3
III. Summary Data.....	4
IV. AMKC.....	5
V. EMTC.....	6
VI. GRVC	7
VII. NIC.....	8
VIII. OBCC	9
IX. RMSC.....	10
X. RNDC.....	11
XI. VCBC.....	12
XII. WF	13

II. Data Dictionary

1	CHS Intakes (New Jail Admissions)	Definition
1.1	Completed CHS Intakes	Number of new jail admission intake encounters completed by CHS providers
1.2	Average time to completion once known to CHS (hours)	Number of hours between check-in by DOC and check-out by CHS for completed intake encounters (1.1)

2	Referrals made to mental health service	Definition
2.1	Referrals made to mental health service	All book and cases with an initial referral to mental health in reporting month. Facility-specific reports reference the housing facility at the time of the mental health referral was made.
2.2	Referrals seen within 72 hours	For all book and cases where an initial referral to mental health occurs in reporting month (2.1), total number of book and cases who had a mental health intake or psychiatric assessment where encounter date was <=72 hours from referral date.
2.3	Percent seen within 72 hours	2.2 divided by 2.1

3	Scheduled services by discipline with outcomes	Definition
		-Shows direct, scheduled service encounters, total overall and by discipline, and disaggregates by outcome category recorded (N, %). Excludes encounters scheduled for discharged patients. -Specialty Clinic-On-Island encounters are for the following specialties: Audiology, Cardiology, Dermatology, Dialysis, ENT, Gynecology, Hand Specialist, ID Specialist, Nephrology, Neurology, Optometry, Orthopedic, Podiatry, Post Partum, Pre-Natal, Rehab Physical Therapy, Reproduction, Surgery -Specialty Clinic-Off-Island encounters are for the following specialties: Audiology, Breast, Cardiology, Cardiovascular, Chest, Dermatology, Endocrinology, ENT, Gastroenterology, General Surgery, Gynecology, Hand, Hematology, ID/Virology, Neurosurgery, Oncology, Ophthalmology, Oral Surgery, Orthopedic, Pain Management, Plastic Surgery, Podiatry, Renal, Rheumatology, Trauma, Urology, Vascular

4	Outcome Metrics	Definition
4.1	Percent completed	Sum of scheduled service outcomes "Seen" and "Refused & Verified" divided by "Total Scheduled Services"

5	Unscheduled Services	Definition
5.1	Sick call completed	Number of sick call encounters completed by CHS

Correctional Health Services

III. Summary Data

1	CHS Intakes (New Jail Admissions)	N
1.1	Completed CHS Intakes	1144
1.2	Average time to completion once known to CHS (hours)	3.6

2	Referrals made to mental health service	N
2.1	Referrals made to mental health service	200
2.2	Referrals seen within 72 hours	112
2.3	Percent seen within 72 hours	56%

3	Scheduled Services	Medical		Nursing		Mental Health		Reentry Services		Dental/Oral Surgery		Specialty Clinic - On Island		Specialty Clinic - Off Island		Substance Use		Total	
	Service Outcomes	N	%	N	%	N	%	N	%	N	%	N	%	N	%	N	%	N	%
	Seen	1818	63%	16380	65%	7118	52%	2186	56%	278	17%	415	28%	107	25%	738	73%	29040	58%
	Refused & Verified	516	18%	2357	9%	117	1%	232	6%	57	3%	79	5%	30	7%	0	0%	3388	7%
	Not Produced	493	17%	6473	26%	5191	38%	1401	36%	1338	79%	897	61%	255	59%	261	26%	16309	32%
	Rescheduled by CHS	65	2%	11	0%	1179	9%	64	2%	11	1%	70	5%	31	7%	6	1%	1437	3%
	Rescheduled by Hospital	N/A	N/A	N/A	N/A	N/A	N/A	N/A	N/A	N/A	N/A	N/A	N/A	10	2%	N/A	N/A	10	0%
	Total Scheduled Services	2892	100%	25221	100%	13605	100%	3883	100%	1684	100%	1461	100%	433	98%	1005	100%	50184	100%

4	Outcome Metrics	Medical	Nursing	Mental Health	Reentry Services	Dental/Oral Surgery	Specialty Clinic - On	Specialty Clinic - Off	Substance Use	Total
4.1	Percent completed	81%	74%	53%	62%	20%	34%	32%	73%	65%

5	Unscheduled Services	N
5.1	Sick Call Completed	3486

Correctional Health Services

IV. AMKC

1	CHS Intakes (New Jail Admissions)	N
1.1	Completed CHS Intakes	14
1.2	Average time to completion once known to CHS (hours)	3.8

2	Referrals made to mental health service	N
2.1	Referrals made to mental health service	0
2.2	Referrals seen within 72 hours	0
2.3	Percent seen within 72 hours	

3	Scheduled Services	Medical		Nursing		Mental Health		Reentry Services		Dental/Oral Surgery		Specialty Clinic - On		Specialty Clinic - Off		Substance Use		Total	
	Service Outcomes	N	%	N	%	N	%	N	%	N	%	N	%	N	%	N	%	N	%
	Seen	147	44%	3308	58%	2741	64%	841	61%	44	8%	92	18%	34	22%	296	63%	7503	56%
	Refused & Verified	32	10%	214	4%	12	0%	145	11%	0	0%	3	1%	1	1%	0	0%	407	3%
	Not Produced	152	46%	2192	38%	1268	29%	384	28%	500	90%	400	80%	112	72%	171	37%	5179	39%
	Rescheduled by CHS	3	1%	4	0%	283	7%	7	1%	11	2%	8	2%	7	4%	0	0%	323	2%
	Rescheduled by Hospital	N/A	N/A	N/A	N/A	N/A	N/A	N/A	N/A	N/A	N/A	N/A	N/A	2	1%	N/A	N/A	2	0%
	Total Scheduled Services	334	100%	5718	100%	4304	100%	1377	100%	555	100%	503	100%	156	99%	467	100%	13414	100%

4	Outcome Metrics	Medical	Nursing	Mental Health	Reentry Services	Dental/Oral Surgery	Specialty Clinic - On	Specialty Clinic - Off	Substance Use	Total
4.1	Percent completed	54%	62%	64%	72%	8%	19%	22%	63%	59%

5	Unscheduled Services	N
5.1	Sick Call Completed	704

Correctional Health Services

V. EMTC

1	CHS Intakes (New Jail Admissions)	N
1.1	Completed CHS Intakes	1057
1.2	Average time to completion once known to CHS (hours)	3.5

2	Referrals made to mental health service	N
2.1	Referrals made to mental health service	194
2.2	Referrals seen within 72 hours	109
2.3	Percent seen within 72 hours	56%

3	Scheduled Services	Medical		Nursing		Mental Health		Reentry Services		Dental/Oral Surgery		Specialty Clinic - On		Specialty Clinic - Off		Substance Use		Total	
	Service Outcomes	N	%	N	%	N	%	N	%	N	%	N	%	N	%	N	%	N	%
	Seen	142	64%	2413	64%	699	49%	303	51%	1	20%	15	37%	2	11%	259	76%	3834	59%
	Refused & Verified	74	33%	460	12%	36	3%	24	4%	0	0%	0	0%	1	5%	0	0%	595	9%
	Not Produced	5	2%	923	24%	508	36%	270	45%	4	80%	26	63%	15	79%	81	24%	1832	28%
	Rescheduled by CHS	1	0%	1	0%	178	13%	3	1%	0	0%	0	0%	1	5%	1	0%	185	3%
	Rescheduled by Hospital	N/A	N/A	N/A	N/A	N/A	N/A	N/A	N/A	N/A	N/A	N/A	N/A	0	0%	N/A	N/A	0	0%
	Total Scheduled Services	222	100%	3797	100%	1421	100%	600	100%	5	100%	41	100%	19	100%	341	100%	6446	100%

4	Outcome Metrics	Medical	Nursing	Mental Health	Reentry Services	Dental/Oral Surgery	Specialty Clinic - On	Specialty Clinic - Off	Substance Use	Total
4.1	Percent completed	97%	76%	52%	55%	20%	37%	16%	76%	69%

5	Unscheduled Services	N
5.1	Sick Call Completed	460

Correctional Health Services

VI. GRVC

1	CHS Intakes (New Jail Admissions)	N
1.1	Completed CHS Intakes	0
1.2	Average time to completion once known to CHS (hours)	0.0

2	Referrals made to mental health service	N
2.1	Referrals made to mental health service	0
2.2	Referrals seen within 72 hours	0
2.3	Percent seen within 72 hours	

3	Scheduled Services	Medical		Nursing		Mental Health		Reentry Services		Dental/Oral Surgery		Specialty Clinic - On		Specialty Clinic - Off		Substance Use		Total	
	Service Outcomes	N	%	N	%	N	%	N	%	N	%	N	%	N	%	N	%	N	%
	Seen	235	79%	1526	47%	1266	71%	192	66%	41	16%	18	13%	14	48%	20	100%	3312	54%
	Refused & Verified	42	14%	339	10%	4	0%	8	3%	12	5%	2	1%	0	0%	0	0%	407	7%
	Not Produced	20	7%	1408	43%	437	24%	89	31%	202	79%	119	84%	13	45%	0	0%	2288	38%
	Rescheduled by CHS	1	0%	1	0%	83	5%	0	0%	0	0%	3	2%	1	3%	0	0%	89	1%
	Rescheduled by Hospital	N/A	N/A	N/A	N/A	N/A	N/A	N/A	N/A	N/A	N/A	N/A	N/A	1	3%	N/A	N/A	1	0%
	Total Scheduled Services	298	100%	3274	100%	1790	100%	289	100%	255	100%	142	100%	29	97%	20	100%	6097	100%

4	Outcome Metrics	Medical	Nursing	Mental Health	Reentry Services	Dental/Oral Surgery	Specialty Clinic - On	Specialty Clinic - Off	Substance Use	Total
4.1	Percent completed	93%	57%	71%	69%	21%	14%	48%	100%	61%

5	Unscheduled Services	N
5.1	Sick Call Completed	696

VII. NIC

1	CHS Intakes (New Jail Admissions)	N
1.1	Completed CHS Intakes	0
1.2	Average time to completion once known to CHS (hours)	0.0

2	Referrals made to mental health service	N
2.1	Referrals made to mental health service	0
2.2	Referrals seen within 72 hours	0
2.3	Percent seen within 72 hours	

3	Scheduled Services	Medical		Nursing		Mental Health		Reentry Services		Dental/Oral Surgery		Specialty Clinic - On		Specialty Clinic - Off		Substance Use		Total	
	Service Outcomes	N	%	N	%	N	%	N	%	N	%	N	%	N	%	N	%	N	%
	Seen	216	80%	3799	81%	327	52%	85	56%	26	25%	110	55%	36	37%	24	89%	4623	75%
	Refused & Verified	24	9%	621	13%	2	0%	11	7%	18	17%	14	7%	18	19%	0	0%	708	11%
	Not Produced	30	11%	259	6%	202	32%	43	28%	59	57%	61	31%	24	25%	3	11%	681	11%
	Rescheduled by CHS	0	0%	3	0%	101	16%	13	9%	0	0%	14	7%	15	15%	0	0%	146	2%
	Rescheduled by Hospital	N/A	N/A	N/A	N/A	N/A	N/A	N/A	N/A	N/A	N/A	N/A	N/A	4	4%	N/A	N/A	4	0%
	Total Scheduled Services	270	100%	4682	100%	632	100%	152	100%	103	100%	199	100%	97	96%	27	100%	6162	100%

4	Outcome Metrics	Medical	Nursing	Mental Health	Reentry Services	Dental/Oral Surgery	Specialty Clinic - On	Specialty Clinic - Off	Substance Use	Total
4.1	Percent completed	89%	94%	52%	63%	43%	62%	56%	89%	87%

5	Unscheduled Services	N
5.1	Sick Call Completed	395

VIII. OBCC

1	CHS Intakes (New Jail Admissions)	N
1.1	Completed CHS Intakes	0
1.2	Average time to completion once known to CHS (hours)	0.0

2	Referrals made to mental health service	N
2.1	Referrals made to mental health service	0
2.2	Referrals seen within 72 hours	0
2.3	Percent seen within 72 hours	

3	Scheduled Services	Medical		Nursing		Mental Health		Reentry Services		Dental/Oral Surgery		Specialty Clinic - On		Specialty Clinic - Off		Substance Use		Total	
	Service Outcomes	N	%	N	%	N	%	N	%	N	%	N	%	N	%	N	%	N	%
	Seen	80	67%	562	81%	320	40%	46	24%	28	16%	6	8%	1	5%	47	96%	1090	51%
	Refused & Verified	10	8%	33	5%	4	0%	6	3%	5	3%	0	0%	2	11%	0	0%	60	3%
	Not Produced	30	25%	98	14%	477	59%	143	73%	137	81%	67	89%	14	74%	2	4%	968	45%
	Rescheduled by CHS	0	0%	0	0%	9	1%	0	0%	0	0%	2	3%	2	11%	0	0%	13	1%
	Rescheduled by Hospital	N/A	N/A	N/A	N/A	N/A	N/A	N/A	N/A	N/A	N/A	N/A	N/A	0	0%	N/A	N/A	0	0%
	Total Scheduled Services	120	100%	693	100%	810	100%	195	100%	170	100%	75	100%	19	100%	49	100%	2131	100%

4	Outcome Metrics	Medical	Nursing	Mental Health	Reentry Services	Dental/Oral Surgery	Specialty Clinic - On	Specialty Clinic - Off	Substance Use	Total
4.1	Percent completed	75%	86%	40%	27%	19%	8%	16%	96%	54%

5	Unscheduled Services	N
5.1	Sick Call Completed	216

IX. RMSC

1	CHS Intakes (New Jail Admissions)	N
1.1	Completed CHS Intakes	72
1.2	Average time to completion once known to CHS (hours)	5.1

2	Referrals made to mental health service	N
2.1	Referrals made to mental health service	4
2.2	Referrals seen within 72 hours	3
2.3	Percent seen within 72 hours	75%

3	Scheduled Services	Medical		Nursing		Mental Health		Reentry Services		Dental/Oral Surgery		Specialty Clinic - On		Specialty Clinic - Off		Substance Use		Total	
	Service Outcomes	N	%	N	%	N	%	N	%	N	%	N	%	N	%	N	%	N	%
	Seen	555	85%	1454	83%	595	84%	270	80%	39	41%	97	53%	0	0%	43	86%	3053	81%
	Refused & Verified	22	3%	152	9%	24	3%	18	5%	7	7%	13	7%	0	0%	0	0%	236	6%
	Not Produced	18	3%	147	8%	87	12%	45	13%	48	51%	44	24%	0	0%	2	4%	391	10%
	Rescheduled by CHS	59	9%	2	0%	3	0%	3	1%	0	0%	28	15%	0	0%	5	10%	100	3%
	Rescheduled by Hospital	N/A	N/A	N/A	N/A	N/A	N/A	N/A	N/A	N/A	N/A	N/A	N/A	0	0%	N/A	N/A	0	0%
	Total Scheduled Services	654	100%	1755	100%	709	100%	336	100%	94	100%	182	100%	0	0%	50	100%	3780	100%

4	Outcome Metrics	Medical	Nursing	Mental Health	Reentry Services	Dental/Oral Surgery	Specialty Clinic - On	Specialty Clinic - Off	Substance Use	Total
4.1	Percent completed	88%	92%	87%	86%	49%	60%		86%	87%

5	Unscheduled Services	N
5.1	Sick Call Completed	227

Correctional Health Services

X. RNDC

1	CHS Intakes (New Jail Admissions)	N
1.1	Completed CHS Intakes	0
1.2	Average time to completion once known to CHS (hours)	0.0

2	Referrals made to mental health service	N
2.1	Referrals made to mental health service	0
2.2	Referrals seen within 72 hours	0
2.3	Percent seen within 72 hours	

3	Scheduled Services	Medical		Nursing		Mental Health		Reentry Services		Dental/Oral Surgery		Specialty Clinic - On		Specialty Clinic - Off		Substance Use		Total	
	Service Outcomes	N	%	N	%	N	%	N	%	N	%	N	%	N	%	N	%	N	%
	Seen	252	43%	1030	55%	596	22%	166	29%	39	13%	31	22%	11	20%	44	98%	2169	35%
	Refused & Verified	249	42%	40	2%	13	0%	8	1%	9	3%	8	6%	2	4%	0	0%	329	5%
	Not Produced	87	15%	790	42%	1668	63%	362	63%	241	83%	95	66%	41	73%	1	2%	3285	53%
	Rescheduled by CHS	1	0%	0	0%	378	14%	36	6%	0	0%	9	6%	1	2%	0	0%	425	7%
	Rescheduled by Hospital	N/A	N/A	N/A	N/A	N/A	N/A	N/A	N/A	N/A	N/A	N/A	N/A	1	2%	N/A	N/A	1	0%
	Total Scheduled Services	589	100%	1860	100%	2655	100%	572	100%	289	100%	143	100%	56	98%	45	100%	6209	100%

4	Outcome Metrics	Medical	Nursing	Mental Health	Reentry Services	Dental/Oral Surgery	Specialty Clinic - On	Specialty Clinic - Off	Substance Use	Total
4.1	Percent completed	85%	58%	23%	30%	17%	27%	23%	98%	40%

5	Unscheduled Services	N
5.1	Sick Call Completed	210

Correctional Health Services

XI. VCBC

1	CHS Intakes (New Jail Admissions)	N
1.1	Completed CHS Intakes	0
1.2	Average time to completion once known to CHS (hours)	0.0

2	Referrals made to mental health service	N
2.1	Referrals made to mental health service	0
2.2	Referrals seen within 72 hours	0
2.3	Percent seen within 72 hours	

3	Scheduled Services	Medical		Nursing		Mental Health		Reentry Services		Dental/Oral Surgery		Specialty Clinic - On		Specialty Clinic - Off		Substance Use		Total	
	Service Outcomes	N	%	N	%	N	%	N	%	N	%	N	%	N	%	N	%	N	%
	Seen	65	46%	1100	82%	429	44%	181	76%	57	29%	36	26%	8	19%	1	100%	1877	61%
	Refused & Verified	51	36%	60	4%	1	0%	11	5%	4	2%	39	28%	5	12%	0	0%	171	6%
	Not Produced	26	18%	187	14%	409	42%	46	19%	138	69%	59	42%	25	60%	0	0%	890	29%
	Rescheduled by CHS	0	0%	0	0%	133	14%	1	0%	0	0%	6	4%	3	7%	0	0%	143	5%
	Rescheduled by Hospital	N/A	N/A	N/A	N/A	N/A	N/A	N/A	N/A	N/A	N/A	N/A	N/A	1	2%	N/A	N/A	1	0%
	Total Scheduled Services	142	100%	1347	100%	972	100%	239	100%	199	100%	140	100%	42	98%	1	100%	3082	100%

4	Outcome Metrics	Medical	Nursing	Mental Health	Reentry Services	Dental/Oral Surgery	Specialty Clinic - On	Specialty Clinic - Off	Substance Use	Total
4.1	Percent completed	82%	86%	44%	80%	31%	54%	31%	100%	66%

5	Unscheduled Services	N
5.1	Sick Call Completed	459

XII. WF

1	CHS Intakes (New Jail Admissions)	N
1.1	Completed CHS Intakes	1
1.2	Average time to completion once known to CHS (hours)	1.6

2	Referrals made to mental health service	N
2.1	Referrals made to mental health service	2
2.2	Referrals seen within 72 hours	0
2.3	Percent seen within 72 hours	0%

3	Scheduled Services	Medical		Nursing		Mental Health		Reentry Services		Dental/Oral Surgery		Specialty Clinic - On		Specialty Clinic - Off		Substance Use		Total	
	Service Outcomes	N	%	N	%	N	%	N	%	N	%	N	%	N	%	N	%	N	%
	Seen	126	48%	1188	57%	145	46%	102	83%	3	21%	10	28%	1	7%	4	80%	1579	55%
	Refused & Verified	12	5%	438	21%	21	7%	1	1%	2	14%	0	0%	1	7%	0	0%	475	17%
	Not Produced	125	48%	469	22%	135	43%	19	15%	9	64%	26	72%	11	73%	1	20%	795	28%
	Rescheduled by CHS	0	0%	0	0%	11	4%	1	1%	0	0%	0	0%	1	7%	0	0%	13	0%
	Rescheduled by Hospital	N/A	N/A	N/A	N/A	N/A	N/A	N/A	N/A	N/A	N/A	N/A	N/A	1	7%	N/A	N/A	1	0%
	Total Scheduled Services	263	100%	2095	100%	312	100%	123	100%	14	100%	36	100%	15	93%	5	100%	2863	100%

4	Outcome Metrics	Medical	Nursing	Mental Health	Reentry Services	Dental/Oral Surgery	Specialty Clinic - On	Specialty Clinic - Off	Substance Use	Total
4.1	Percent completed	52%	78%	53%	84%	36%	28%	13%	80%	72%

5	Unscheduled Services	N
5.1	Sick Call Completed	119

CHS Access Report: February 2022

Version: 5/11/2022

I. Table of Contents

Contents

I. Table of Contents.....	2
II. Data Dictionary	3
III. Summary Data.....	4
IV. AMKC.....	5
V. EMTC.....	6
VI. GRVC	7
VII. NIC.....	8
VIII. OBCC	9
IX. RMSC.....	10
X. RNDC.....	11
XI. VCBC.....	12
XII. WF	13

II. Data Dictionary

1	CHS Intakes (New Jail Admissions)	Definition
1.1	Completed CHS Intakes	Number of new jail admission intake encounters completed by CHS providers
1.2	Average time to completion once known to CHS (hours)	Number of hours between check-in by DOC and check-out by CHS for completed intake encounters (1.1)

2	Referrals made to mental health service	Definition
2.1	Referrals made to mental health service	All book and cases with an initial referral to mental health in reporting month. Facility-specific reports reference the housing facility at the time of the mental health referral was made.
2.2	Referrals seen within 72 hours	For all book and cases where an initial referral to mental health occurs in reporting month (2.1), total number of book and cases who had a mental health intake or psychiatric assessment where encounter date was <=72 hours from referral date.
2.3	Percent seen within 72 hours	2.2 divided by 2.1

3	Scheduled services by discipline with outcomes	Definition
		-Shows direct, scheduled service encounters, total overall and by discipline, and disaggregates by outcome category recorded (N, %). Excludes encounters scheduled for discharged patients. -Specialty Clinic-On-Island encounters are for the following specialties: Audiology, Cardiology, Dermatology, Dialysis, ENT, Gynecology, Hand Specialist, ID Specialist, Nephrology, Neurology, Optometry, Orthopedic, Podiatry, Post Partum, Pre-Natal, Rehab Physical Therapy, Reproduction, Surgery -Specialty Clinic-Off-Island encounters are for the following specialties: Audiology, Breast, Cardiology, Cardiovascular, Chest, Dermatology, Endocrinology, ENT, Gastroenterology, General Surgery, Gynecology, Hand, Hematology, ID/Virology, Neurosurgery, Oncology, Ophthalmology, Oral Surgery, Orthopedic, Pain Management, Plastic Surgery, Podiatry, Renal, Rheumatology, Trauma, Urology, Vascular

4	Outcome Metrics	Definition
4.1	Percent completed	Sum of scheduled service outcomes "Seen" and "Refused & Verified" divided by "Total Scheduled Services"

5	Unscheduled Services	Definition
5.1	Sick call completed	Number of sick call encounters completed by CHS

Correctional Health Services

III. Summary Data

1	CHS Intakes (New Jail Admissions)	N
1.1	Completed CHS Intakes	1284
1.2	Average time to completion once known to CHS (hours)	4.7

2	Referrals made to mental health service	N
2.1	Referrals made to mental health service	207
2.2	Referrals seen within 72 hours	127
2.3	Percent seen within 72 hours	61%

3	Scheduled Services	Medical		Nursing		Mental Health		Reentry Services		Dental/Oral Surgery		Specialty Clinic - On Island		Specialty Clinic - Off Island		Substance Use		Total	
		N	%	N	%	N	%	N	%	N	%	N	%	N	%	N	%	N	%
	Service Outcomes																		
	Seen	1516	52%	17778	69%	7621	58%	2379	61%	487	27%	692	38%	171	36%	870	89%	31514	62%
	Refused & Verified	481	17%	1795	7%	143	1%	311	8%	93	5%	170	9%	43	9%	3	0%	3039	6%
	Not Produced	876	30%	6340	24%	4167	32%	1149	30%	1116	63%	944	52%	250	53%	105	11%	14947	29%
	Rescheduled by CHS	34	1%	13	0%	1255	10%	30	1%	75	4%	16	1%	1	0%	2	0%	1426	3%
	Rescheduled by Hospital	N/A	N/A	N/A	N/A	N/A	N/A	N/A	N/A	N/A	N/A	N/A	N/A	7	1%	N/A	N/A	7	0%
	Total Scheduled Services	2907	100%	25926	100%	13186	100%	3869	100%	1771	100%	1822	100%	472	99%	980	100%	50933	100%

4	Outcome Metrics	Medical	Nursing	Mental Health	Reentry Services	Dental/Oral Surgery	Specialty Clinic - On	Specialty Clinic - Off	Substance Use	Total
4.1	Percent completed	69%	75%	59%	70%	33%	47%	45%	89%	68%

5	Unscheduled Services	N
5.1	Sick Call Completed	3711

IV. AMKC

1	CHS Intakes (New Jail Admissions)	N
1.1	Completed CHS Intakes	15
1.2	Average time to completion once known to CHS (hours)	2.7

2	Referrals made to mental health service	N
2.1	Referrals made to mental health service	0
2.2	Referrals seen within 72 hours	0
2.3	Percent seen within 72 hours	

3	Scheduled Services	Medical		Nursing		Mental Health		Reentry Services		Dental/Oral Surgery		Specialty Clinic - On		Specialty Clinic - Off		Substance Use		Total	
	Service Outcomes	N	%	N	%	N	%	N	%	N	%	N	%	N	%	N	%	N	%
	Seen	203	37%	3827	63%	2933	71%	818	62%	100	19%	140	28%	56	32%	261	84%	8338	61%
	Refused & Verified	46	8%	208	3%	14	0%	182	14%	14	3%	9	2%	6	3%	2	1%	481	4%
	Not Produced	292	54%	2085	34%	863	21%	327	25%	386	74%	355	70%	112	64%	48	15%	4468	33%
	Rescheduled by CHS	1	0%	2	0%	310	8%	3	0%	22	4%	1	0%	0	0%	0	0%	339	2%
	Rescheduled by Hospital	N/A	N/A	N/A	N/A	N/A	N/A	N/A	N/A	N/A	N/A	N/A	N/A	1	1%	N/A	N/A	1	0%
	Total Scheduled Services	542	100%	6122	100%	4120	100%	1330	100%	522	100%	505	100%	175	99%	311	100%	13627	100%

4	Outcome Metrics	Medical	Nursing	Mental Health	Reentry Services	Dental/Oral Surgery	Specialty Clinic - On	Specialty Clinic - Off	Substance Use	Total
4.1	Percent completed	46%	66%	72%	75%	22%	30%	35%	85%	65%

5	Unscheduled Services	N
5.1	Sick Call Completed	865

Correctional Health Services

V. EMTC

1	CHS Intakes (New Jail Admissions)	N
1.1	Completed CHS Intakes	1163
1.2	Average time to completion once known to CHS (hours)	4.0

2	Referrals made to mental health service	N
2.1	Referrals made to mental health service	202
2.2	Referrals seen within 72 hours	123
2.3	Percent seen within 72 hours	61%

3	Scheduled Services	Medical		Nursing		Mental Health		Reentry Services		Dental/Oral Surgery		Specialty Clinic - On		Specialty Clinic - Off		Substance Use		Total	
	Service Outcomes	N	%	N	%	N	%	N	%	N	%	N	%	N	%	N	%	N	%
	Seen	124	44%	2908	71%	717	52%	390	64%	0	0%	21	34%	3	30%	426	89%	4589	66%
	Refused & Verified	85	30%	89	2%	37	3%	24	4%	0	0%	0	0%	1	10%	0	0%	236	3%
	Not Produced	74	26%	1110	27%	324	24%	182	30%	2	100%	40	66%	6	60%	55	11%	1793	26%
	Rescheduled by CHS	0	0%	3	0%	298	22%	10	2%	0	0%	0	0%	0	0%	0	0%	311	4%
	Rescheduled by Hospital	N/A	N/A	N/A	N/A	N/A	N/A	N/A	N/A	N/A	N/A	N/A	N/A	0	0%	N/A	N/A	0	0%
	Total Scheduled Services	283	100%	4110	100%	1376	100%	606	100%	2	100%	61	100%	10	100%	481	100%	6929	100%

4	Outcome Metrics	Medical	Nursing	Mental Health	Reentry Services	Dental/Oral Surgery	Specialty Clinic - On	Specialty Clinic - Off	Substance Use	Total
4.1	Percent completed	74%	73%	55%	68%	0%	34%	40%	89%	70%

5	Unscheduled Services	N
5.1	Sick Call Completed	468

Correctional Health Services

VI. GRVC

1	CHS Intakes (New Jail Admissions)	N
1.1	Completed CHS Intakes	0
1.2	Average time to completion once known to CHS (hours)	0.0

2	Referrals made to mental health service	N
2.1	Referrals made to mental health service	0
2.2	Referrals seen within 72 hours	0
2.3	Percent seen within 72 hours	

3	Scheduled Services	Medical		Nursing		Mental Health		Reentry Services		Dental/Oral Surgery		Specialty Clinic - On		Specialty Clinic - Off		Substance Use		Total	
	Service Outcomes	N	%	N	%	N	%	N	%	N	%	N	%	N	%	N	%	N	%
	Seen	172	59%	1717	55%	1329	77%	188	80%	58	21%	38	20%	12	30%	46	98%	3560	60%
	Refused & Verified	25	9%	357	12%	8	0%	5	2%	13	5%	1	1%	0	0%	1	2%	410	7%
	Not Produced	97	33%	1029	33%	327	19%	42	18%	207	74%	151	79%	28	70%	0	0%	1881	32%
	Rescheduled by CHS	0	0%	1	0%	61	4%	1	0%	0	0%	0	0%	0	0%	0	0%	63	1%
	Rescheduled by Hospital	N/A	N/A	N/A	N/A	N/A	N/A	N/A	N/A	N/A	N/A	N/A	N/A	0	0%	N/A	N/A	0	0%
	Total Scheduled Services	294	100%	3104	100%	1725	100%	236	100%	278	100%	190	100%	40	100%	47	100%	5914	100%

4	Outcome Metrics	Medical	Nursing	Mental Health	Reentry Services	Dental/Oral Surgery	Specialty Clinic - On	Specialty Clinic - Off	Substance Use	Total
4.1	Percent completed	67%	67%	78%	82%	26%	21%	30%	100%	67%

5	Unscheduled Services	N
5.1	Sick Call Completed	687

VII. NIC

1	CHS Intakes (New Jail Admissions)	N
1.1	Completed CHS Intakes	0
1.2	Average time to completion once known to CHS (hours)	0.0

2	Referrals made to mental health service	N
2.1	Referrals made to mental health service	0
2.2	Referrals seen within 72 hours	0
2.3	Percent seen within 72 hours	

3	Scheduled Services	Medical		Nursing		Mental Health		Reentry Services		Dental/Oral Surgery		Specialty Clinic - On		Specialty Clinic - Off		Substance Use		Total	
	Service Outcomes	N	%	N	%	N	%	N	%	N	%	N	%	N	%	N	%	N	%
	Seen	175	69%	3542	80%	316	55%	91	61%	48	43%	157	58%	57	50%	10	100%	4396	74%
	Refused & Verified	14	6%	591	13%	8	1%	11	7%	34	30%	28	10%	24	21%	0	0%	710	12%
	Not Produced	51	20%	295	7%	148	26%	43	29%	30	27%	74	28%	29	25%	0	0%	670	11%
	Rescheduled by CHS	12	5%	4	0%	107	18%	5	3%	0	0%	10	4%	0	0%	0	0%	138	2%
	Rescheduled by Hospital	N/A	N/A	N/A	N/A	N/A	N/A	N/A	N/A	N/A	N/A	N/A	N/A	4	4%	N/A	N/A	4	0%
	Total Scheduled Services	252	100%	4432	100%	579	100%	150	100%	112	100%	269	100%	114	96%	10	100%	5918	100%

4	Outcome Metrics	Medical	Nursing	Mental Health	Reentry Services	Dental/Oral Surgery	Specialty Clinic - On	Specialty Clinic - Off	Substance Use	Total
4.1	Percent completed	75%	93%	56%	68%	73%	69%	71%	100%	86%

5	Unscheduled Services	N
5.1	Sick Call Completed	272

Correctional Health Services

VIII. OBCC

1	CHS Intakes (New Jail Admissions)	N
1.1	Completed CHS Intakes	0
1.2	Average time to completion once known to CHS (hours)	0.0

2	Referrals made to mental health service	N
2.1	Referrals made to mental health service	0
2.2	Referrals seen within 72 hours	0
2.3	Percent seen within 72 hours	

3	Scheduled Services	Medical		Nursing		Mental Health		Reentry Services		Dental/Oral Surgery		Specialty Clinic - On		Specialty Clinic - Off		Substance Use		Total	
	Service Outcomes	N	%	N	%	N	%	N	%	N	%	N	%	N	%	N	%	N	%
	Seen	87	50%	783	91%	315	43%	78	45%	78	36%	17	18%	5	24%	30	97%	1393	60%
	Refused & Verified	11	6%	19	2%	8	1%	19	11%	6	3%	0	0%	0	0%	0	0%	63	3%
	Not Produced	73	42%	55	6%	406	55%	78	45%	134	61%	75	82%	16	76%	1	3%	838	36%
	Rescheduled by CHS	2	1%	0	0%	11	1%	0	0%	0	0%	0	0%	0	0%	0	0%	13	1%
	Rescheduled by Hospital	N/A	N/A	N/A	N/A	N/A	N/A	N/A	N/A	N/A	N/A	N/A	N/A	0	0%	N/A	N/A	0	0%
	Total Scheduled Services	173	100%	857	100%	740	100%	175	100%	218	100%	92	100%	21	100%	31	100%	2307	100%

4	Outcome Metrics	Medical	Nursing	Mental Health	Reentry Services	Dental/Oral Surgery	Specialty Clinic - On	Specialty Clinic - Off	Substance Use	Total
4.1	Percent completed	57%	94%	44%	55%	39%	18%	24%	97%	63%

5	Unscheduled Services	N
5.1	Sick Call Completed	200

IX. RMSC

1	CHS Intakes (New Jail Admissions)	N
1.1	Completed CHS Intakes	105
1.2	Average time to completion once known to CHS (hours)	12.1

2	Referrals made to mental health service	N
2.1	Referrals made to mental health service	4
2.2	Referrals seen within 72 hours	4
2.3	Percent seen within 72 hours	100%

	Scheduled Services		Medical		Nursing		Mental Health		Reentry Services		Dental/Oral Surgery		Specialty Clinic - On		Specialty Clinic - Off		Substance Use		Total	
	N	%	N	%	N	%	N	%	N	%	N	%	N	%	N	%	N	%	N	%
3	Service Outcomes																			
	Seen	371	79%	1921	84%	866	83%	382	85%	66	59%	198	65%	0	0%	46	96%	3850	82%	
	Refused & Verified	50	11%	166	7%	39	4%	30	7%	16	14%	28	9%	0	0%	0	0%	329	7%	
	Not Produced	28	6%	190	8%	128	12%	37	8%	29	26%	73	24%	0	0%	1	2%	486	10%	
	Rescheduled by CHS	18	4%	3	0%	10	1%	2	0%	0	0%	5	2%	0	0%	1	2%	39	1%	
	Rescheduled by Hospital	N/A	N/A	N/A	N/A	N/A	N/A	N/A	N/A	N/A	N/A	N/A	N/A	1	100%	N/A	N/A	1	0%	
Total Scheduled Services	467	100%	2280	100%	1043	100%	451	100%	111	100%	304	100%	1	0%	48	100%	4705	100%		

4	Outcome Metrics	Medical	Nursing	Mental Health	Reentry Services	Dental/Oral Surgery	Specialty Clinic - On	Specialty Clinic - Off	Substance Use	Total
4.1	Percent completed	90%	92%	87%	91%	74%	74%	0%	96%	89%

5	Unscheduled Services	N
5.1	Sick Call Completed	416

Correctional Health Services

X. RNDC

1	CHS Intakes (New Jail Admissions)	N
1.1	Completed CHS Intakes	0
1.2	Average time to completion once known to CHS (hours)	0.0

2	Referrals made to mental health service	N
2.1	Referrals made to mental health service	0
2.2	Referrals seen within 72 hours	0
2.3	Percent seen within 72 hours	

3	Scheduled Services	Medical		Nursing		Mental Health		Reentry Services		Dental/Oral Surgery		Specialty Clinic - On		Specialty Clinic - Off		Substance Use		Total	
	Service Outcomes	N	%	N	%	N	%	N	%	N	%	N	%	N	%	N	%	N	%
	Seen	170	33%	1045	56%	578	23%	177	30%	37	14%	52	32%	19	40%	47	100%	2125	36%
	Refused & Verified	203	40%	17	1%	8	0%	17	3%	1	0%	13	8%	3	6%	0	0%	262	4%
	Not Produced	137	27%	808	43%	1511	61%	383	66%	178	69%	96	60%	25	52%	0	0%	3138	53%
	Rescheduled by CHS	0	0%	0	0%	384	15%	7	1%	41	16%	0	0%	0	0%	0	0%	432	7%
	Rescheduled by Hospital	N/A	N/A	N/A	N/A	N/A	N/A	N/A	N/A	N/A	N/A	N/A	N/A	1	2%	N/A	N/A	1	0%
	Total Scheduled Services	510	100%	1870	100%	2481	100%	584	100%	257	100%	161	100%	48	98%	47	100%	5958	100%

4	Outcome Metrics	Medical	Nursing	Mental Health	Reentry Services	Dental/Oral Surgery	Specialty Clinic - On	Specialty Clinic - Off	Substance Use	Total
4.1	Percent completed	73%	57%	24%	33%	15%	40%	46%	100%	40%

5	Unscheduled Services	N
5.1	Sick Call Completed	206

Correctional Health Services

XI. VCBC

1	CHS Intakes (New Jail Admissions)	N
1.1	Completed CHS Intakes	0
1.2	Average time to completion once known to CHS (hours)	0.0

2	Referrals made to mental health service	N
2.1	Referrals made to mental health service	0
2.2	Referrals seen within 72 hours	0
2.3	Percent seen within 72 hours	

3	Scheduled Services	Medical		Nursing		Mental Health		Reentry Services		Dental/Oral Surgery		Specialty Clinic - On		Specialty Clinic - Off		Substance Use		Total	
	Service Outcomes	N	%	N	%	N	%	N	%	N	%	N	%	N	%	N	%	N	%
	Seen	73	42%	1130	84%	400	49%	201	73%	90	38%	61	29%	16	30%	0	0%	1971	64%
	Refused & Verified	39	23%	29	2%	0	0%	23	8%	7	3%	91	44%	8	15%	0	0%	197	6%
	Not Produced	59	34%	184	14%	353	43%	51	18%	125	53%	56	27%	30	56%	0	0%	858	28%
	Rescheduled by CHS	1	1%	0	0%	61	7%	2	1%	12	5%	0	0%	0	0%	1	100%	77	2%
	Rescheduled by Hospital	N/A	N/A	N/A	N/A	N/A	N/A	N/A	N/A	N/A	N/A	N/A	N/A	0	0%	N/A	N/A	0	0%
	Total Scheduled Services	172	100%	1343	100%	814	100%	277	100%	234	100%	208	100%	54	100%	1	100%	3103	100%

4	Outcome Metrics	Medical	Nursing	Mental Health	Reentry Services	Dental/Oral Surgery	Specialty Clinic - On	Specialty Clinic - Off	Substance Use	Total
4.1	Percent completed	65%	86%	49%	81%	41%	73%	44%	0%	70%

5	Unscheduled Services	N
5.1	Sick Call Completed	482

XII. WF

1	CHS Intakes (New Jail Admissions)	N
1.1	Completed CHS Intakes	1
1.2	Average time to completion once known to CHS (hours)	1.1

2	Referrals made to mental health service	N
2.1	Referrals made to mental health service	1
2.2	Referrals seen within 72 hours	0
2.3	Percent seen within 72 hours	0%

3	Scheduled Services	Medical		Nursing		Mental Health		Reentry Services		Dental/Oral Surgery		Specialty Clinic - On		Specialty Clinic - Off		Substance Use		Total	
	Service Outcomes	N	%	N	%	N	%	N	%	N	%	N	%	N	%	N	%	N	%
	Seen	141	66%	905	50%	167	54%	54	90%	10	27%	8	25%	3	33%	4	100%	1292	52%
	Refused & Verified	8	4%	319	18%	21	7%	0	0%	2	5%	0	0%	1	11%	0	0%	351	14%
	Not Produced	65	30%	584	32%	107	35%	6	10%	25	68%	24	75%	4	44%	0	0%	815	33%
	Rescheduled by CHS	0	0%	0	0%	13	4%	0	0%	0	0%	0	0%	1	11%	0	0%	14	1%
	Rescheduled by Hospital	N/A	N/A	N/A	N/A	N/A	N/A	N/A	N/A	N/A	N/A	N/A	N/A	0	0%	N/A	N/A	0	0%
	Total Scheduled Services	214	100%	1808	100%	308	100%	60	100%	37	100%	32	100%	9	100%	4	100%	2472	100%

4	Outcome Metrics	Medical	Nursing	Mental Health	Reentry Services	Dental/Oral Surgery	Specialty Clinic - On	Specialty Clinic - Off	Substance Use	Total
4.1	Percent completed	70%	68%	61%	90%	32%	25%	44%	100%	66%

5	Unscheduled Services	N
5.1	Sick Call Completed	115

CHS Access Report: March 2022

Version: 5/11/2022

I. Table of Contents

Contents

I. Table of Contents.....	2
II. Data Dictionary	3
III. Summary Data.....	4
IV. AMKC.....	5
V. EMTC.....	6
VI. GRVC	7
VII. NIC.....	8
VIII. OBCC	9
IX. RMSC.....	10
X. RNDC.....	11
XI. VCBC.....	12
XII. WF	13

II. Data Dictionary

1	CHS Intakes (New Jail Admissions)	Definition
1.1	Completed CHS Intakes	Number of new jail admission intake encounters completed by CHS providers
1.2	Average time to completion once known to CHS (hours)	Number of hours between check-in by DOC and check-out by CHS for completed intake encounters (1.1)

2	Referrals made to mental health service	Definition
2.1	Referrals made to mental health service	All book and cases with an initial referral to mental health in reporting month. Facility-specific reports reference the housing facility at the time of the mental health referral was made.
2.2	Referrals seen within 72 hours	For all book and cases where an initial referral to mental health occurs in reporting month (2.1), total number of book and cases who had a mental health intake or psychiatric assessment where encounter date was <=72 hours from referral date.
2.3	Percent seen within 72 hours	2.2 divided by 2.1

3	Scheduled services by discipline with outcomes	Definition
		-Shows direct, scheduled service encounters, total overall and by discipline, and disaggregates by outcome category recorded (N, %). Excludes encounters scheduled for discharged patients. -Specialty Clinic-On-Island encounters are for the following specialties: Audiology, Cardiology, Dermatology, Dialysis, ENT, Gynecology, Hand Specialist, ID Specialist, Nephrology, Neurology, Optometry, Orthopedic, Podiatry, Post Partum, Pre-Natal, Rehab Physical Therapy, Reproduction, Surgery -Specialty Clinic-Off-Island encounters are for the following specialties: Audiology, Breast, Cardiology, Cardiovascular, Chest, Dermatology, Endocrinology, ENT, Gastroenterology, General Surgery, Gynecology, Hand, Hematology, ID/Virology, Neurosurgery, Oncology, Ophthalmology, Oral Surgery, Orthopedic, Pain Management, Plastic Surgery, Podiatry, Renal, Rheumatology, Trauma, Urology, Vascular

4	Outcome Metrics	Definition
4.1	Percent completed	Sum of scheduled service outcomes "Seen" and "Refused & Verified" divided by "Total Scheduled Services"

5	Unscheduled Services	Definition
5.1	Sick call completed	Number of sick call encounters completed by CHS

Correctional Health Services

III. Summary Data

1	CHS Intakes (New Jail Admissions)	N
1.1	Completed CHS Intakes	1410
1.2	Average time to completion once known to CHS (hours)	3.7

2	Referrals made to mental health service	N
2.1	Referrals made to mental health service	224
2.2	Referrals seen within 72 hours	180
2.3	Percent seen within 72 hours	80%

3	Scheduled Services	Medical		Nursing		Mental Health		Reentry Services		Dental/Oral Surgery		Specialty Clinic - On Island		Specialty Clinic - Off Island		Substance Use		Total	
		N	%	N	%	N	%	N	%	N	%	N	%	N	%	N	%	N	%
	Service Outcomes																		
	Seen	1822	45%	19722	69%	9252	61%	3042	64%	703	33%	847	41%	233	43%	1081	87%	36702	63%
	Refused & Verified	646	16%	1933	7%	181	1%	452	10%	83	4%	295	14%	76	14%	3	0%	3669	6%
	Not Produced	1525	38%	6738	24%	4883	32%	1201	25%	1358	63%	894	43%	215	40%	147	12%	16961	29%
	Rescheduled by CHS	55	1%	12	0%	894	6%	44	1%	13	1%	26	1%	5	1%	5	0%	1054	2%
	Rescheduled by Hospital	N/A	N/A	N/A	N/A	N/A	N/A	N/A	N/A	N/A	N/A	N/A	N/A	15	3%	N/A	N/A	15	0%
	Total Scheduled Services	4048	100%	28405	100%	15210	100%	4739	100%	2157	100%	2062	100%	544	97%	1236	100%	58401	100%

4	Outcome Metrics	Medical	Nursing	Mental Health	Reentry Services	Dental/Oral Surgery	Specialty Clinic - On	Specialty Clinic - Off	Substance Use	Total
4.1	Percent completed	61%	76%	62%	74%	36%	55%	57%	88%	69%

5	Unscheduled Services	N
5.1	Sick Call Completed	4822

IV. AMKC

1	CHS Intakes (New Jail Admissions)	N
1.1	Completed CHS Intakes	18
1.2	Average time to completion once known to CHS (hours)	4.1

2	Referrals made to mental health service	N
2.1	Referrals made to mental health service	2
2.2	Referrals seen within 72 hours	2
2.3	Percent seen within 72 hours	100%

3	Scheduled Services	Medical		Nursing		Mental Health		Reentry Services		Dental/Oral Surgery		Specialty Clinic - On		Specialty Clinic - Off		Substance Use		Total	
	Service Outcomes	N	%	N	%	N	%	N	%	N	%	N	%	N	%	N	%	N	%
	Seen	262	27%	3891	61%	3435	75%	927	61%	213	30%	167	30%	68	43%	384	88%	9347	61%
	Refused & Verified	109	11%	216	3%	23	1%	246	16%	10	1%	64	12%	11	7%	1	0%	680	4%
	Not Produced	610	62%	2270	36%	929	20%	337	22%	497	69%	316	57%	73	46%	50	11%	5082	33%
	Rescheduled by CHS	0	0%	4	0%	164	4%	1	0%	1	0%	3	1%	2	1%	1	0%	176	1%
	Rescheduled by Hospital	N/A	N/A	N/A	N/A	N/A	N/A	N/A	N/A	N/A	N/A	N/A	N/A	5	3%	N/A	N/A	5	0%
	Total Scheduled Services	981	100%	6381	100%	4551	100%	1511	100%	721	100%	550	100%	159	97%	436	100%	15290	100%

4	Outcome Metrics	Medical	Nursing	Mental Health	Reentry Services	Dental/Oral Surgery	Specialty Clinic - On	Specialty Clinic - Off	Substance Use	Total
4.1	Percent completed	38%	64%	76%	78%	31%	42%	50%	88%	66%

5	Unscheduled Services	N
5.1	Sick Call Completed	1299

Correctional Health Services

V. EMTC

1	CHS Intakes (New Jail Admissions)	N
1.1	Completed CHS Intakes	1262
1.2	Average time to completion once known to CHS (hours)	3.4

2	Referrals made to mental health service	N
2.1	Referrals made to mental health service	206
2.2	Referrals seen within 72 hours	162
2.3	Percent seen within 72 hours	79%

3	Scheduled Services	Medical		Nursing		Mental Health		Reentry Services		Dental/Oral Surgery		Specialty Clinic - On		Specialty Clinic - Off		Substance Use		Total	
	Service Outcomes	N	%	N	%	N	%	N	%	N	%	N	%	N	%	N	%	N	%
	Seen	116	31%	3328	74%	941	53%	443	62%	0	0%	15	19%	7	27%	430	82%	5280	66%
	Refused & Verified	103	28%	98	2%	68	4%	30	4%	1	10%	0	0%	1	4%	0	0%	301	4%
	Not Produced	153	41%	1050	23%	466	26%	222	31%	9	90%	61	79%	17	65%	94	18%	2072	26%
	Rescheduled by CHS	0	0%	2	0%	317	18%	14	2%	0	0%	1	1%	0	0%	2	0%	336	4%
	Rescheduled by Hospital	N/A	N/A	N/A	N/A	N/A	N/A	N/A	N/A	N/A	N/A	N/A	N/A	1	4%	N/A	N/A	1	0%
	Total Scheduled Services	372	100%	4478	100%	1792	100%	709	100%	10	100%	77	100%	26	96%	526	100%	7990	100%

4	Outcome Metrics	Medical	Nursing	Mental Health	Reentry Services	Dental/Oral Surgery	Specialty Clinic - On	Specialty Clinic - Off	Substance Use	Total
4.1	Percent completed	59%	77%	56%	67%	10%	19%	31%	82%	70%

5	Unscheduled Services	N
5.1	Sick Call Completed	610

Correctional Health Services

VI. GRVC

1	CHS Intakes (New Jail Admissions)	N
1.1	Completed CHS Intakes	0
1.2	Average time to completion once known to CHS (hours)	0.0

2	Referrals made to mental health service	N
2.1	Referrals made to mental health service	0
2.2	Referrals seen within 72 hours	0
2.3	Percent seen within 72 hours	

3	Scheduled Services	Medical		Nursing		Mental Health		Reentry Services		Dental/Oral Surgery		Specialty Clinic - On		Specialty Clinic - Off		Substance Use		Total	
	Service Outcomes	N	%	N	%	N	%	N	%	N	%	N	%	N	%	N	%	N	%
	Seen	218	64%	1802	60%	1536	75%	243	80%	88	29%	48	26%	20	37%	45	96%	4000	64%
	Refused & Verified	22	6%	243	8%	13	1%	9	3%	8	3%	6	3%	2	4%	2	4%	305	5%
	Not Produced	101	30%	950	32%	361	18%	50	16%	211	69%	124	68%	30	56%	0	0%	1827	29%
	Rescheduled by CHS	0	0%	0	0%	125	6%	2	1%	0	0%	4	2%	0	0%	0	0%	131	2%
	Rescheduled by Hospital	N/A	N/A	N/A	N/A	N/A	N/A	N/A	N/A	N/A	N/A	N/A	N/A	2	4%	N/A	N/A	2	0%
	Total Scheduled Services	341	100%	2995	100%	2035	100%	304	100%	307	100%	182	100%	54	96%	47	100%	6265	100%

4	Outcome Metrics	Medical	Nursing	Mental Health	Reentry Services	Dental/Oral Surgery	Specialty Clinic - On	Specialty Clinic - Off	Substance Use	Total
4.1	Percent completed	70%	68%	76%	83%	31%	30%	41%	100%	69%

5	Unscheduled Services	N
5.1	Sick Call Completed	764

VII. NIC

1	CHS Intakes (New Jail Admissions)	N
1.1	Completed CHS Intakes	0
1.2	Average time to completion once known to CHS (hours)	0.0

2	Referrals made to mental health service	N
2.1	Referrals made to mental health service	0
2.2	Referrals seen within 72 hours	0
2.3	Percent seen within 72 hours	

3	Scheduled Services	Medical		Nursing		Mental Health		Reentry Services		Dental/Oral Surgery		Specialty Clinic - On		Specialty Clinic - Off		Substance Use		Total	
	Service Outcomes	N	%	N	%	N	%	N	%	N	%	N	%	N	%	N	%	N	%
	Seen	229	64%	4727	81%	436	63%	136	71%	36	31%	206	68%	63	53%	33	100%	5866	77%
	Refused & Verified	28	8%	770	13%	9	1%	16	8%	19	16%	55	18%	26	22%	0	0%	923	12%
	Not Produced	78	22%	348	6%	198	29%	35	18%	61	53%	39	13%	24	20%	0	0%	783	10%
	Rescheduled by CHS	24	7%	3	0%	50	7%	4	2%	0	0%	5	2%	2	2%	0	0%	88	1%
	Rescheduled by Hospital	N/A	N/A	N/A	N/A	N/A	N/A	N/A	N/A	N/A	N/A	N/A	N/A	4	3%	N/A	N/A	4	0%
	Total Scheduled Services	359	100%	5848	100%	693	100%	191	100%	116	100%	305	100%	119	97%	33	100%	7664	100%

4	Outcome Metrics	Medical	Nursing	Mental Health	Reentry Services	Dental/Oral Surgery	Specialty Clinic - On	Specialty Clinic - Off	Substance Use	Total
4.1	Percent completed	72%	94%	64%	80%	47%	86%	75%	100%	89%

5	Unscheduled Services	N
5.1	Sick Call Completed	381

VIII. OBCC

1	CHS Intakes (New Jail Admissions)	N
1.1	Completed CHS Intakes	0
1.2	Average time to completion once known to CHS (hours)	0.0

2	Referrals made to mental health service	N
2.1	Referrals made to mental health service	0
2.2	Referrals seen within 72 hours	0
2.3	Percent seen within 72 hours	

3	Scheduled Services	Medical		Nursing		Mental Health		Reentry Services		Dental/Oral Surgery		Specialty Clinic - On		Specialty Clinic - Off		Substance Use		Total	
	Service Outcomes	N	%	N	%	N	%	N	%	N	%	N	%	N	%	N	%	N	%
	Seen	113	47%	909	84%	366	32%	147	45%	56	23%	17	13%	12	39%	73	97%	1693	51%
	Refused & Verified	24	10%	22	2%	4	0%	25	8%	3	1%	0	0%	0	0%	0	0%	78	2%
	Not Produced	103	43%	154	14%	778	67%	157	48%	185	76%	114	85%	19	61%	2	3%	1512	46%
	Rescheduled by CHS	0	0%	0	0%	7	1%	0	0%	0	0%	3	2%	0	0%	0	0%	10	0%
	Rescheduled by Hospital	N/A	N/A	N/A	N/A	N/A	N/A	N/A	N/A	N/A	N/A	N/A	N/A	0	0%	N/A	N/A	0	0%
	Total Scheduled Services	240	100%	1085	100%	1155	100%	329	100%	244	100%	134	100%	31	100%	75	100%	3293	100%

4	Outcome Metrics	Medical	Nursing	Mental Health	Reentry Services	Dental/Oral Surgery	Specialty Clinic - On	Specialty Clinic - Off	Substance Use	Total
4.1	Percent completed	57%	86%	32%	52%	24%	13%	39%	97%	54%

5	Unscheduled Services	N
5.1	Sick Call Completed	260

IX. RMSC

1	CHS Intakes (New Jail Admissions)	N
1.1	Completed CHS Intakes	129
1.2	Average time to completion once known to CHS (hours)	6.1

2	Referrals made to mental health service	N
2.1	Referrals made to mental health service	15
2.2	Referrals seen within 72 hours	15
2.3	Percent seen within 72 hours	100%

3	Scheduled Services	Medical		Nursing		Mental Health		Reentry Services		Dental/Oral Surgery		Specialty Clinic - On		Specialty Clinic - Off		Substance Use		Total	
	Service Outcomes	N	%	N	%	N	%	N	%	N	%	N	%	N	%	N	%	N	%
	Seen	491	72%	2022	79%	1025	83%	449	83%	89	52%	239	61%	8	50%	91	97%	4414	77%
	Refused & Verified	86	13%	266	10%	28	2%	46	9%	10	6%	44	11%	4	25%	0	0%	484	8%
	Not Produced	76	11%	277	11%	172	14%	38	7%	60	35%	104	27%	2	13%	1	1%	730	13%
	Rescheduled by CHS	29	4%	3	0%	12	1%	5	1%	12	7%	5	1%	1	6%	2	2%	69	1%
	Rescheduled by Hospital	N/A	N/A	N/A	N/A	N/A	N/A	N/A	N/A	N/A	N/A	N/A	N/A	1	6%	N/A	N/A	1	0%
	Total Scheduled Services	682	100%	2568	100%	1237	100%	538	100%	171	100%	392	100%	16	94%	94	100%	5698	100%

4	Outcome Metrics	Medical	Nursing	Mental Health	Reentry Services	Dental/Oral Surgery	Specialty Clinic - On	Specialty Clinic - Off	Substance Use	Total
4.1	Percent completed	85%	89%	85%	92%	58%	72%	75%	97%	86%

5	Unscheduled Services	N
5.1	Sick Call Completed	530

Correctional Health Services

X. RNDC

1	CHS Intakes (New Jail Admissions)	N
1.1	Completed CHS Intakes	0
1.2	Average time to completion once known to CHS (hours)	0.0

2	Referrals made to mental health service	N
2.1	Referrals made to mental health service	0
2.2	Referrals seen within 72 hours	0
2.3	Percent seen within 72 hours	

3	Scheduled Services	Medical		Nursing		Mental Health		Reentry Services		Dental/Oral Surgery		Specialty Clinic - On		Specialty Clinic - Off		Substance Use		Total	
	Service Outcomes	N	%	N	%	N	%	N	%	N	%	N	%	N	%	N	%	N	%
	Seen	180	35%	891	54%	774	32%	273	44%	91	32%	46	31%	19	37%	22	100%	2296	40%
	Refused & Verified	216	42%	29	2%	10	0%	33	5%	19	7%	21	14%	11	21%	0	0%	339	6%
	Not Produced	120	23%	727	44%	1424	59%	296	48%	175	61%	79	54%	21	40%	0	0%	2842	50%
	Rescheduled by CHS	1	0%	0	0%	190	8%	18	3%	0	0%	1	1%	0	0%	0	0%	210	4%
	Rescheduled by Hospital	N/A	N/A	N/A	N/A	N/A	N/A	N/A	N/A	N/A	N/A	N/A	N/A	1	2%	N/A	N/A	1	0%
	Total Scheduled Services	517	100%	1647	100%	2398	100%	620	100%	285	100%	147	100%	52	98%	22	100%	5688	100%

4	Outcome Metrics	Medical	Nursing	Mental Health	Reentry Services	Dental/Oral Surgery	Specialty Clinic - On	Specialty Clinic - Off	Substance Use	Total
4.1	Percent completed	77%	56%	33%	49%	39%	46%	58%	100%	46%

5	Unscheduled Services	N
5.1	Sick Call Completed	252

Correctional Health Services

XI. VCBC

1	CHS Intakes (New Jail Admissions)	N
1.1	Completed CHS Intakes	0
1.2	Average time to completion once known to CHS (hours)	0.0

2	Referrals made to mental health service	N
2.1	Referrals made to mental health service	0
2.2	Referrals seen within 72 hours	0
2.3	Percent seen within 72 hours	

3	Scheduled Services	Medical		Nursing		Mental Health		Reentry Services		Dental/Oral Surgery		Specialty Clinic - On		Specialty Clinic - Off		Substance Use		Total	
	Service Outcomes	N	%	N	%	N	%	N	%	N	%	N	%	N	%	N	%	N	%
	Seen	106	31%	1186	85%	559	55%	291	76%	124	47%	75	33%	27	44%	2	100%	2370	64%
	Refused & Verified	41	12%	40	3%	5	0%	47	12%	13	5%	103	46%	11	18%	0	0%	260	7%
	Not Produced	191	57%	170	12%	418	41%	47	12%	128	48%	48	21%	23	37%	0	0%	1025	28%
	Rescheduled by CHS	0	0%	0	0%	26	3%	0	0%	0	0%	0	0%	0	0%	0	0%	26	1%
	Rescheduled by Hospital	N/A	N/A	N/A	N/A	N/A	N/A	N/A	N/A	N/A	N/A	N/A	N/A	1	2%	N/A	N/A	1	0%
	Total Scheduled Services	338	100%	1396	100%	1008	100%	385	100%	265	100%	226	100%	62	98%	2	100%	3682	100%

4	Outcome Metrics	Medical	Nursing	Mental Health	Reentry Services	Dental/Oral Surgery	Specialty Clinic - On	Specialty Clinic - Off	Substance Use	Total
4.1	Percent completed	43%	88%	56%	88%	52%	79%	61%	100%	71%

5	Unscheduled Services	N
5.1	Sick Call Completed	580

XII. WF

1	CHS Intakes (New Jail Admissions)	N
1.1	Completed CHS Intakes	1
1.2	Average time to completion once known to CHS (hours)	0.0

2	Referrals made to mental health service	N
2.1	Referrals made to mental health service	1
2.2	Referrals seen within 72 hours	1
2.3	Percent seen within 72 hours	100%

3	Scheduled Services	Medical		Nursing		Mental Health		Reentry Services		Dental/Oral Surgery		Specialty Clinic - On		Specialty Clinic - Off		Substance Use		Total	
	Service Outcomes	N	%	N	%	N	%	N	%	N	%	N	%	N	%	N	%	N	%
	Seen	107	49%	966	48%	180	53%	133	88%	6	16%	34	69%	9	36%	1	100%	1436	51%
	Refused & Verified	17	8%	249	12%	21	6%	0	0%	0	0%	2	4%	10	40%	0	0%	299	11%
	Not Produced	93	43%	792	39%	137	40%	19	13%	32	84%	9	18%	6	24%	0	0%	1088	38%
	Rescheduled by CHS	1	0%	0	0%	3	1%	0	0%	0	0%	4	8%	0	0%	0	0%	8	0%
	Rescheduled by Hospital	N/A	N/A	N/A	N/A	N/A	N/A	N/A	N/A	N/A	N/A	N/A	N/A	0	0%	N/A	N/A	0	0%
	Total Scheduled Services	218	100%	2007	100%	341	100%	152	100%	38	100%	49	100%	25	100%	1	100%	2831	100%

4	Outcome Metrics	Medical	Nursing	Mental Health	Reentry Services	Dental/Oral Surgery	Specialty Clinic - On	Specialty Clinic - Off	Substance Use	Total
4.1	Percent completed	57%	61%	59%	88%	16%	73%	76%	100%	61%

5	Unscheduled Services	N
----------	-----------------------------	----------

CHS Access Trend: January 2022 to March 2022

Version: 5/11/2022



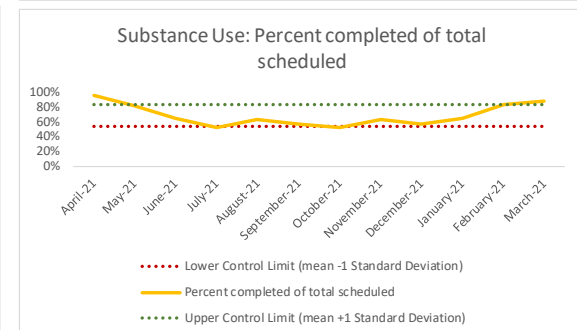
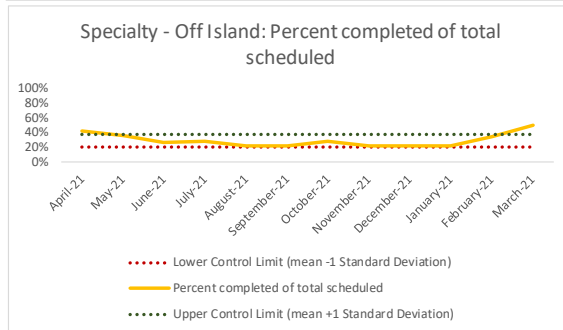
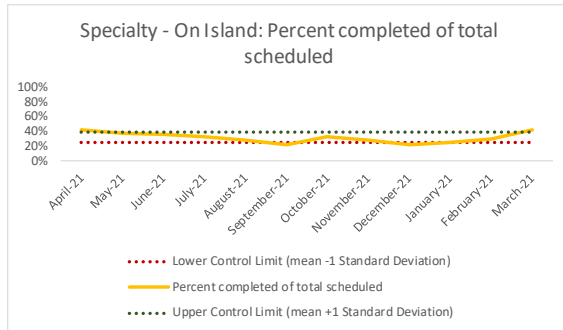
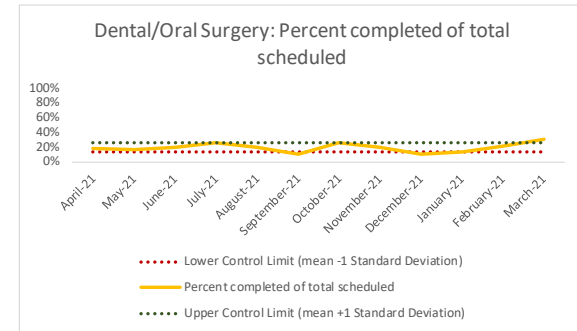
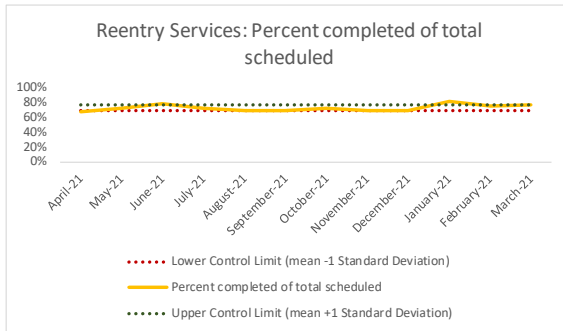
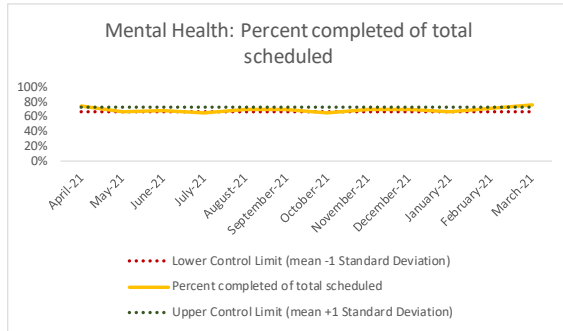
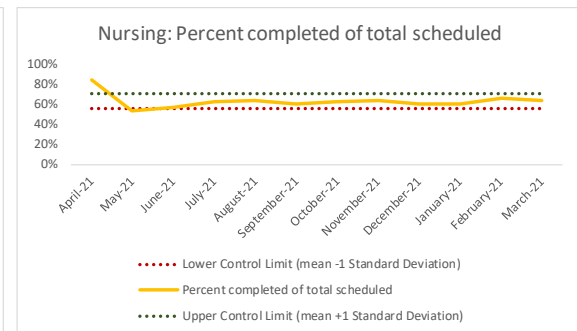
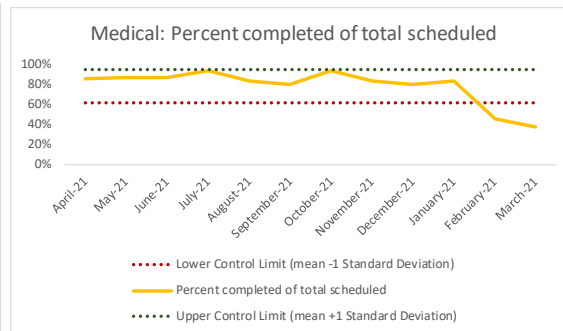
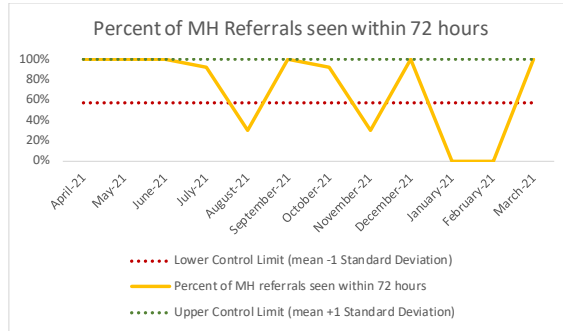
Correctional Health Services

I. Table of Contents

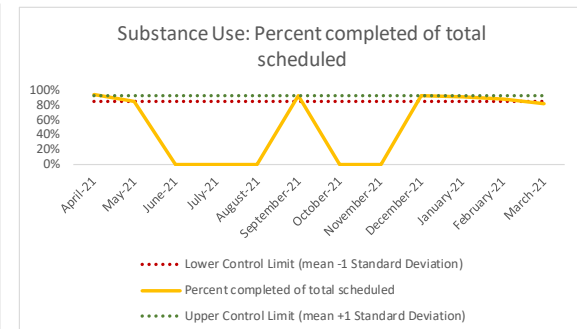
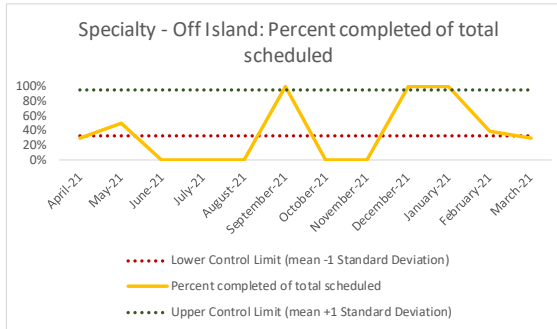
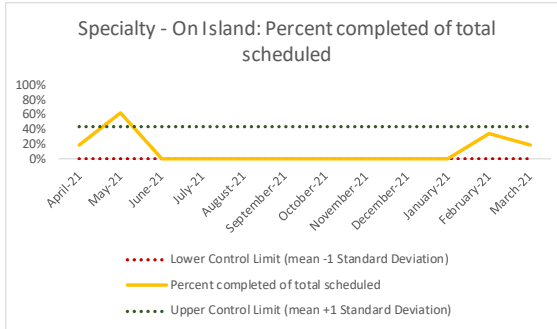
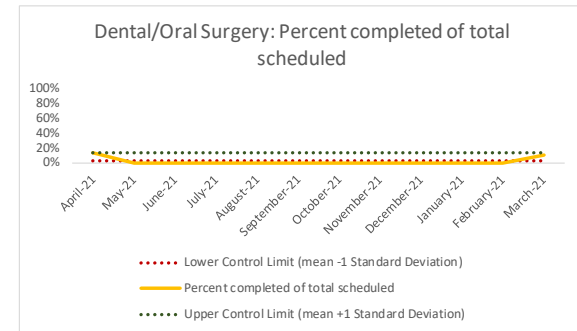
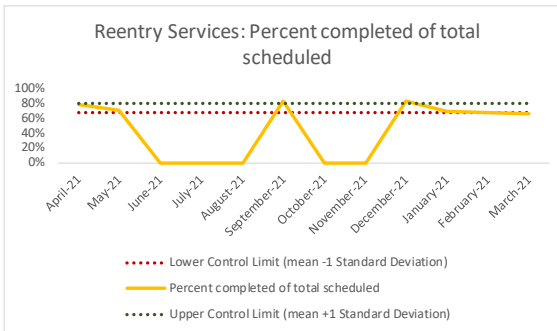
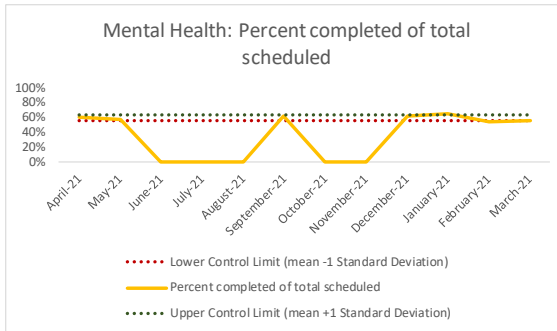
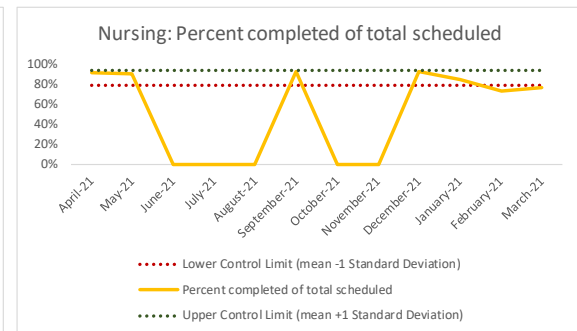
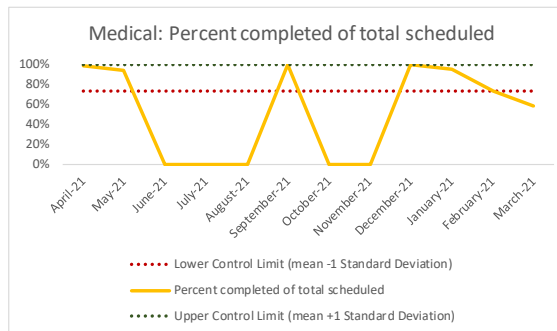
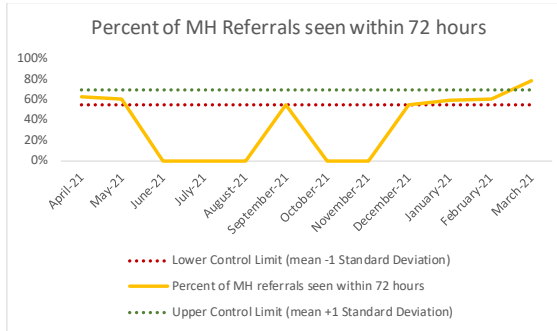
Contents

I. Table of Contents.....	2
II. AMKC.....	3
III. EMTC.....	4
IV. GRVC.....	5
VI. NIC.....	6
VII. OBCC.....	7
VIII. RMSC.....	8
IX. RNDC.....	9
X. VCBC.....	10
XI. WF.....	11

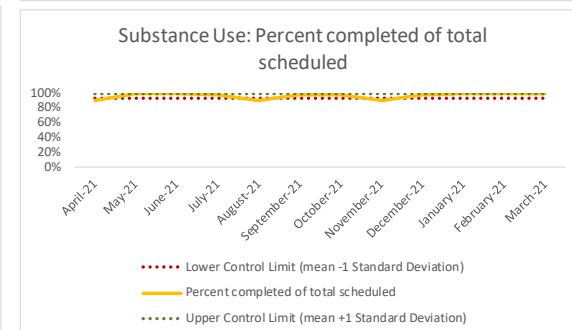
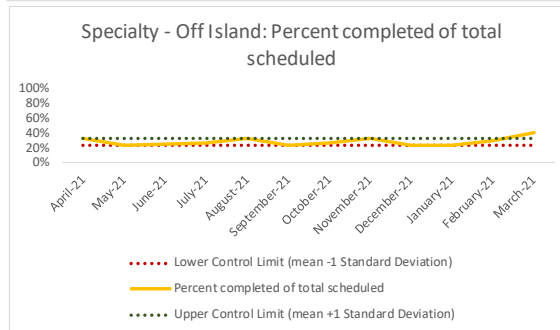
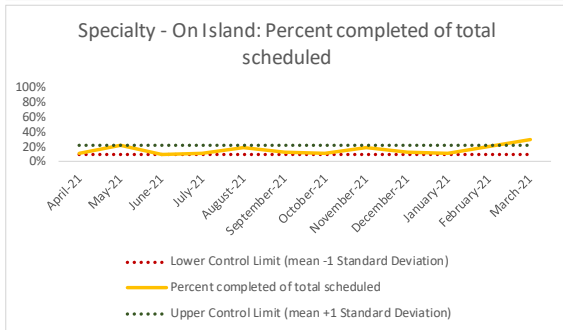
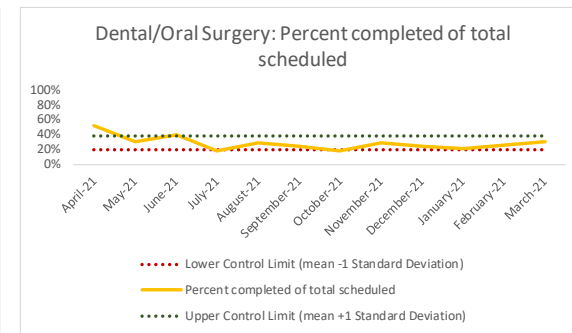
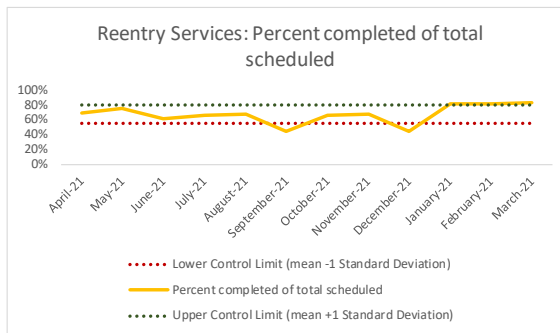
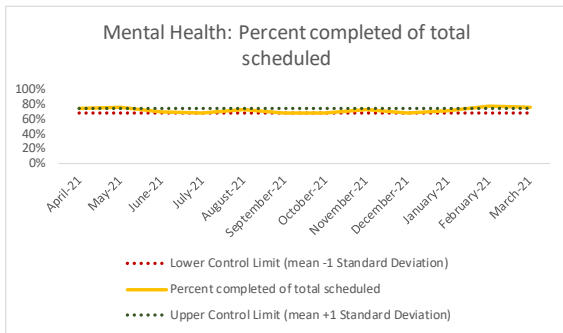
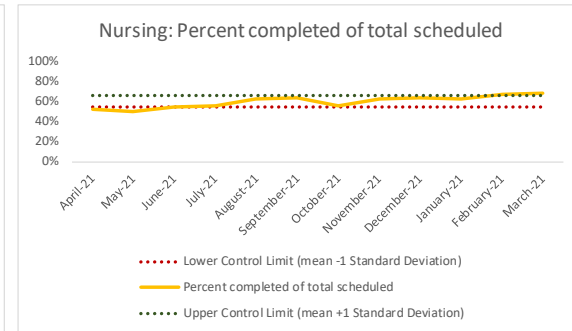
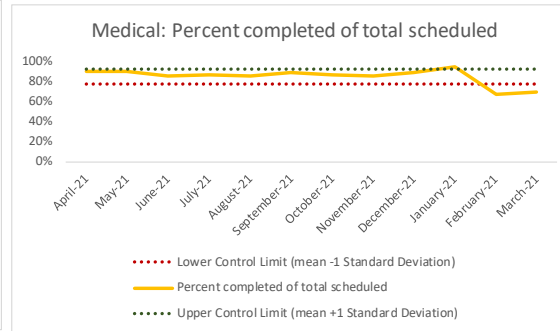
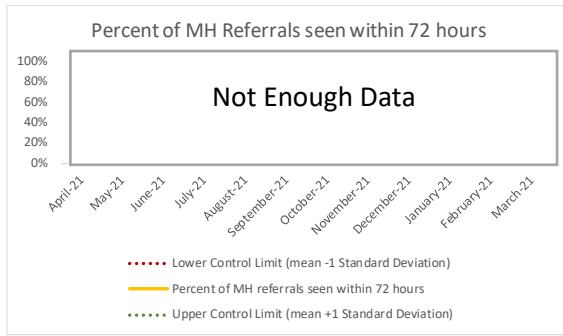
II. AMKC



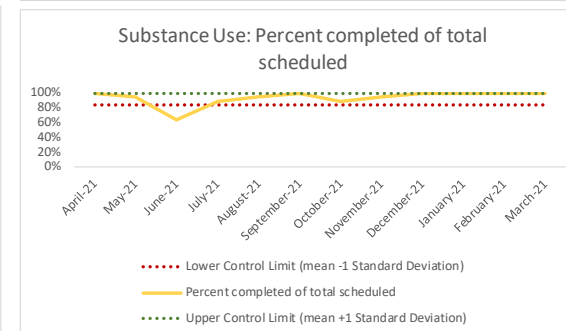
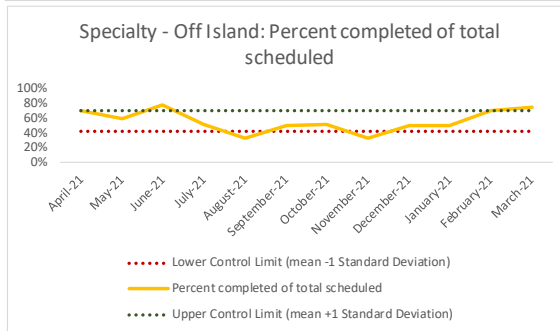
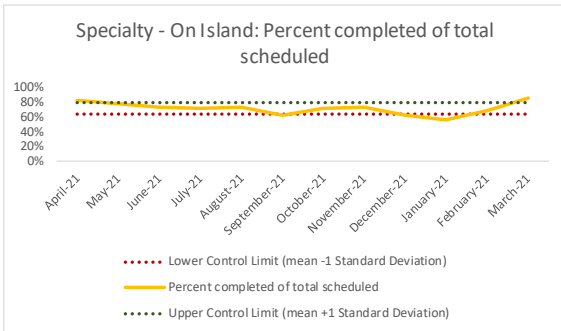
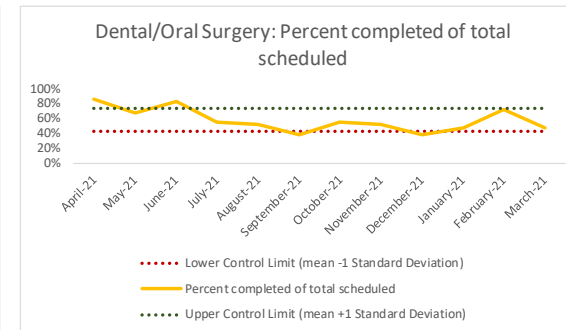
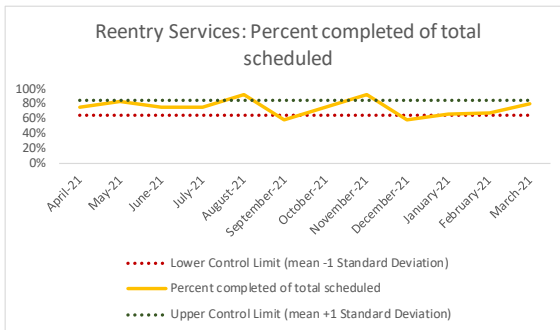
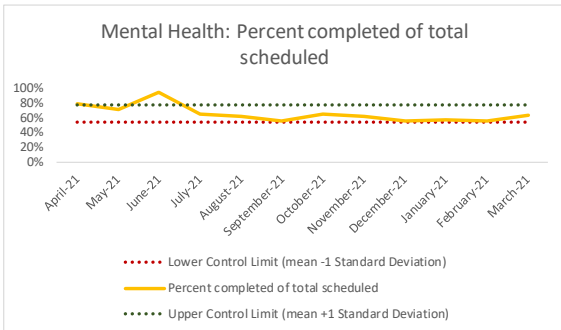
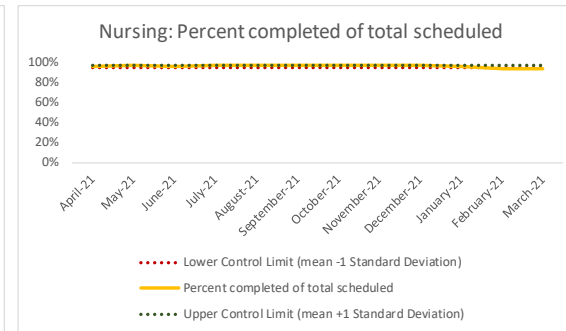
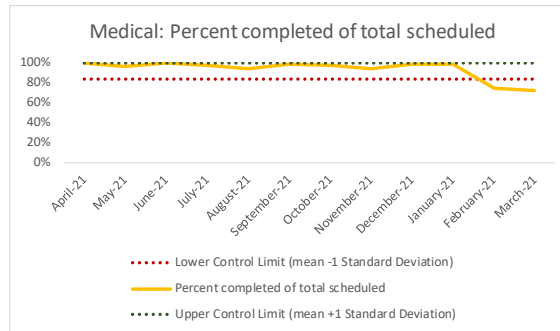
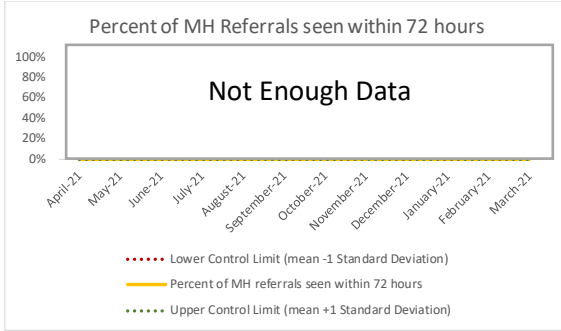
III. EMTC



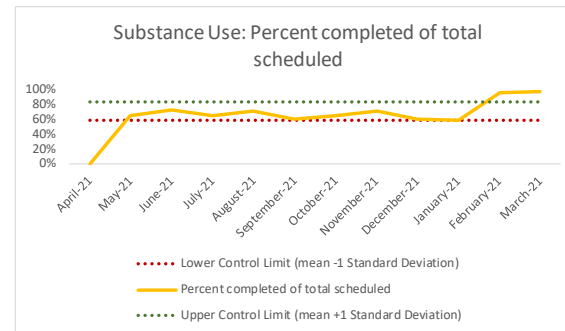
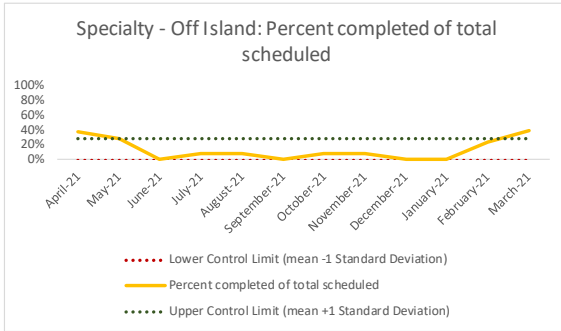
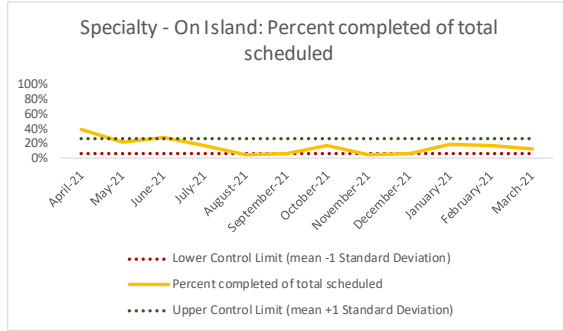
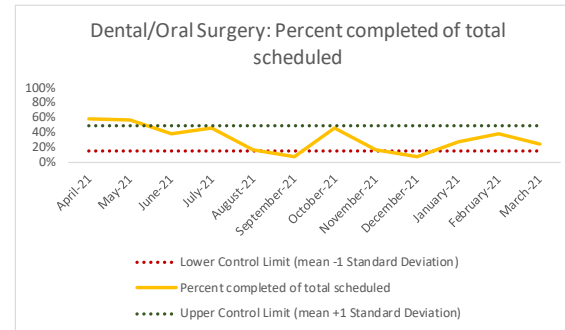
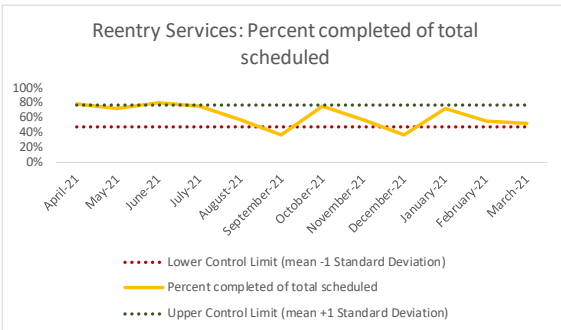
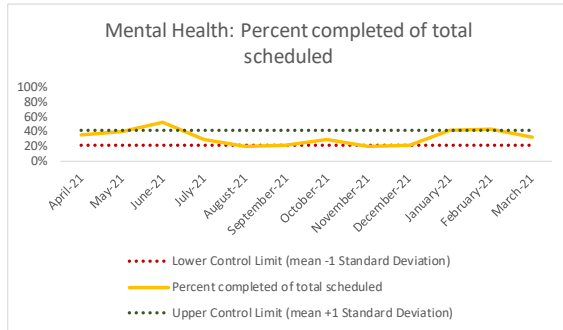
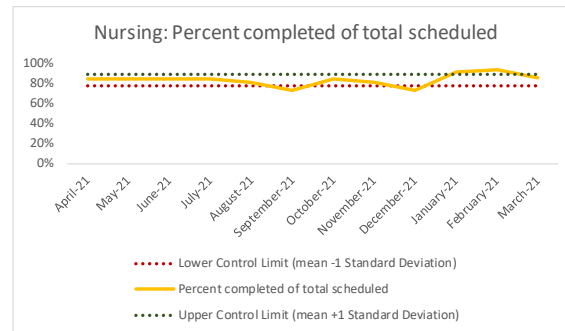
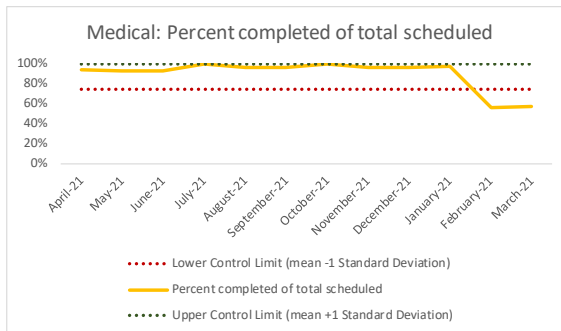
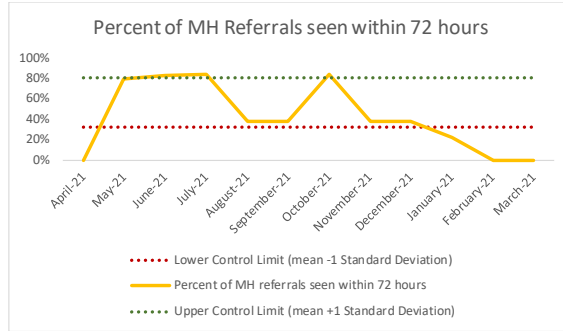
IV. GRVC



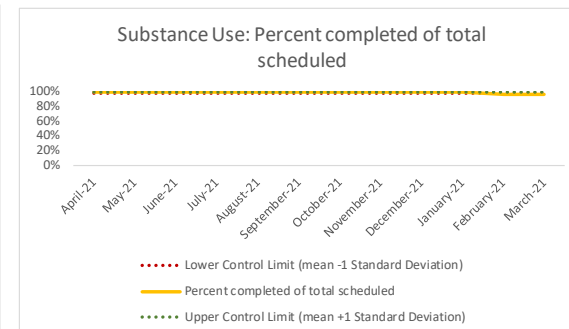
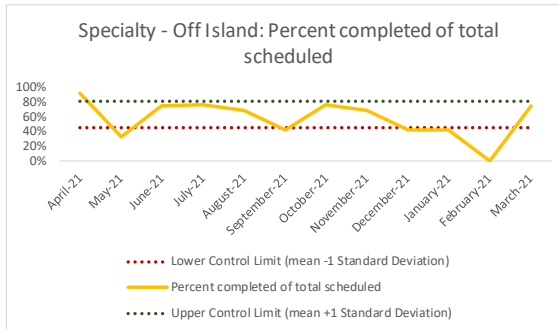
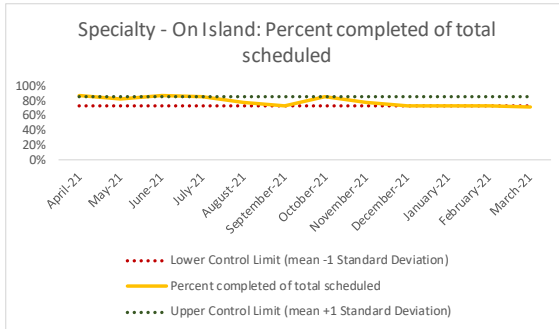
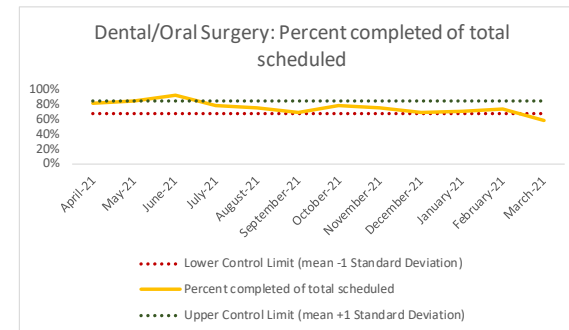
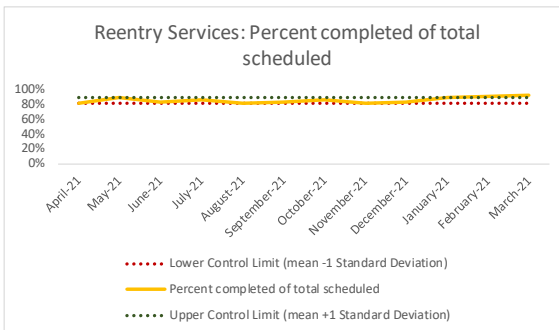
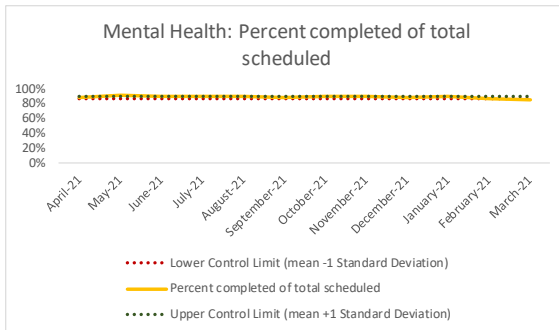
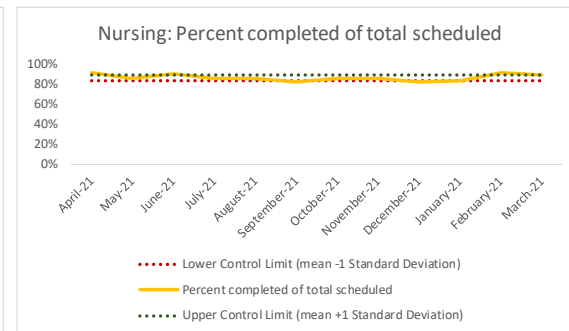
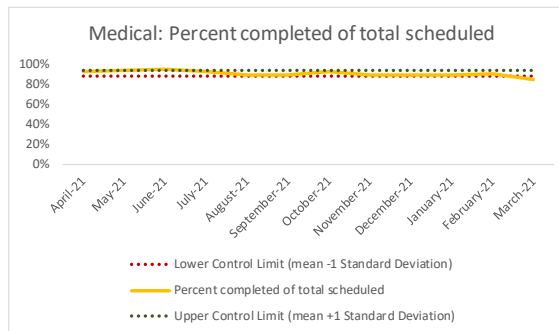
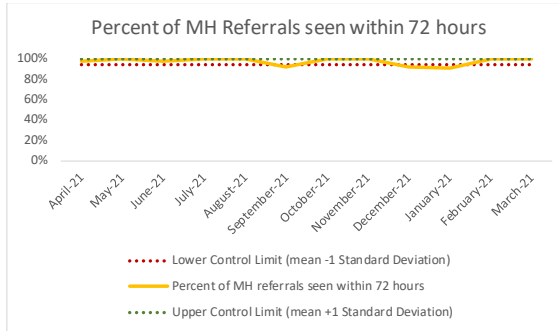
V. NIC



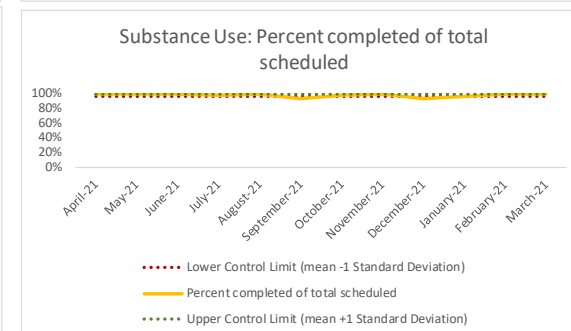
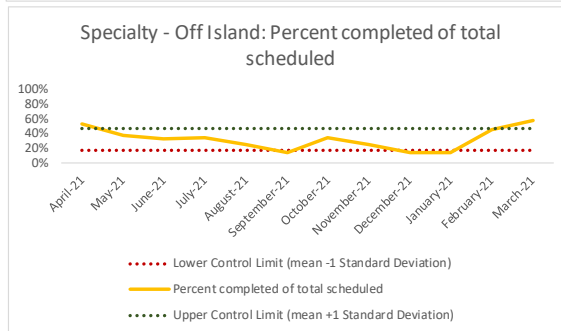
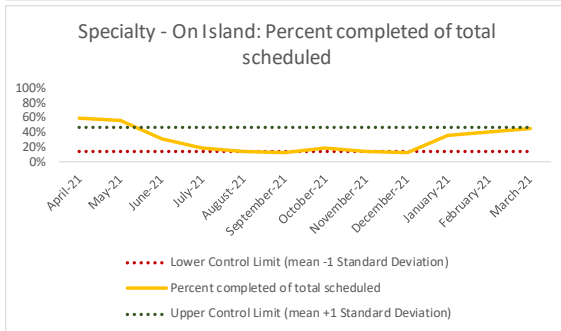
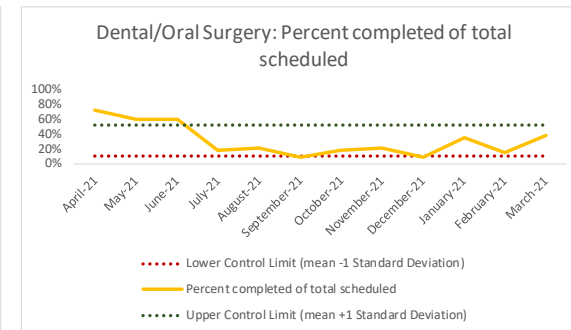
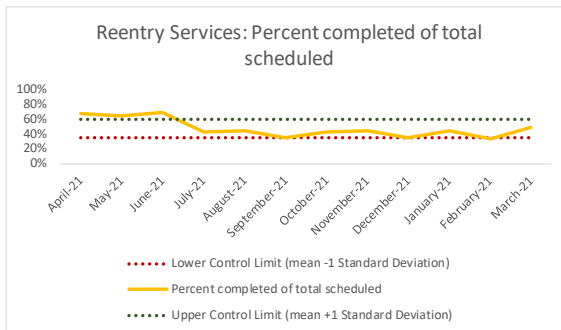
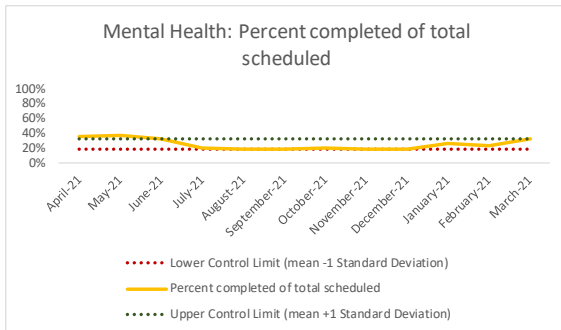
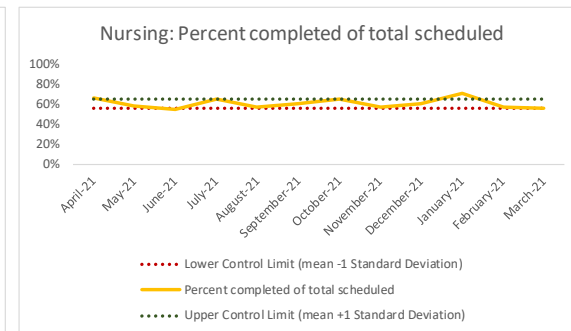
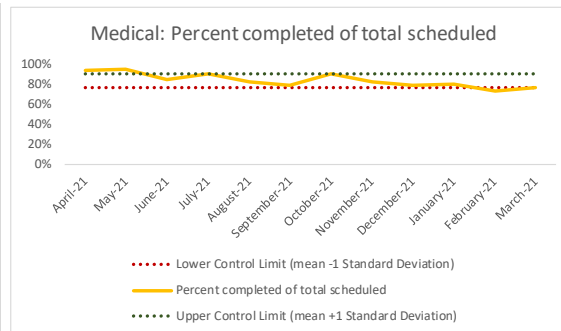
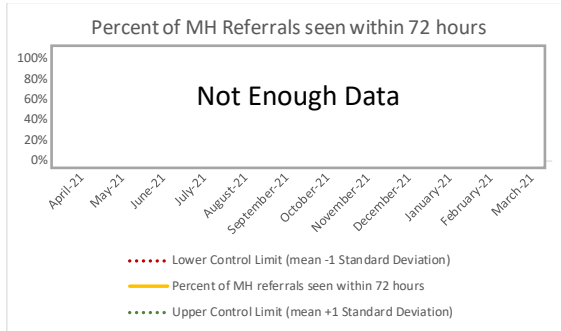
VI. OBCC



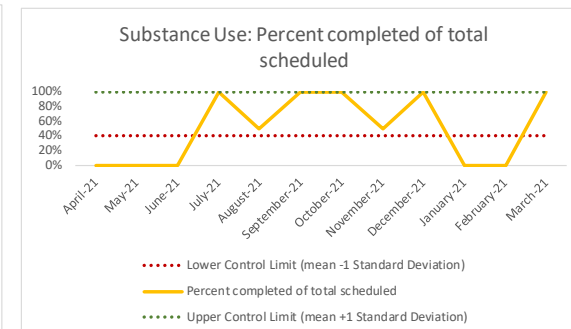
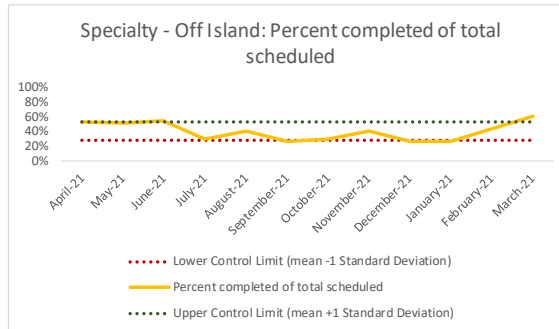
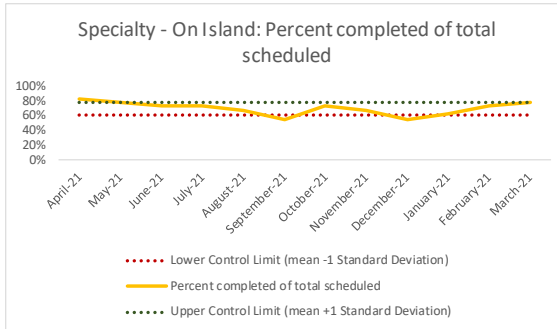
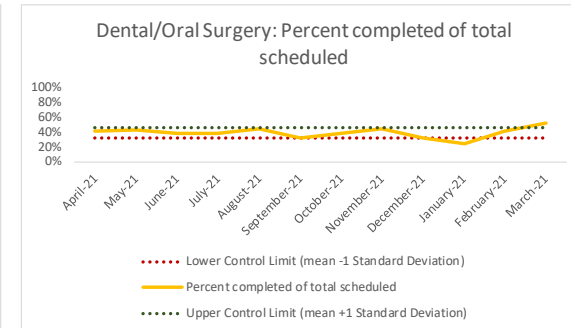
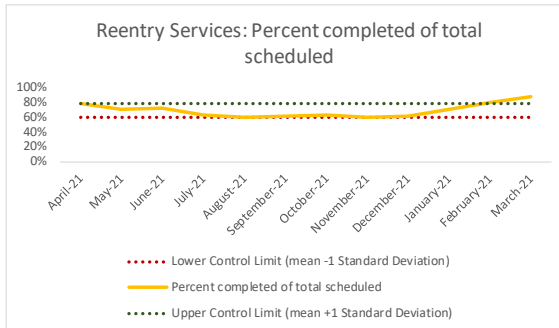
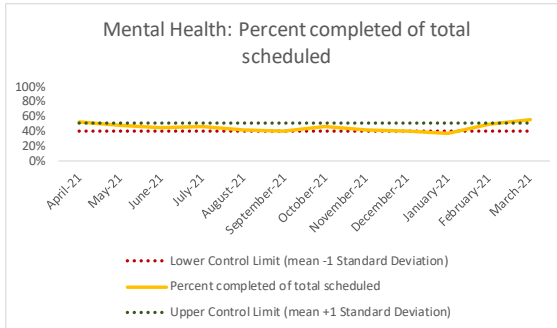
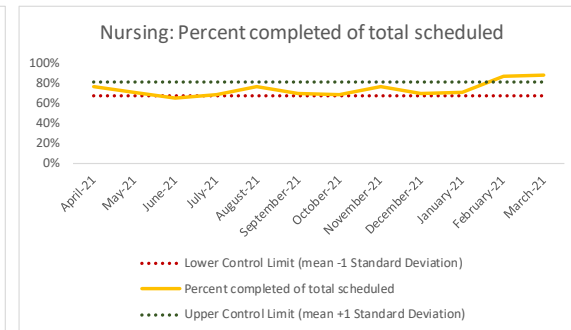
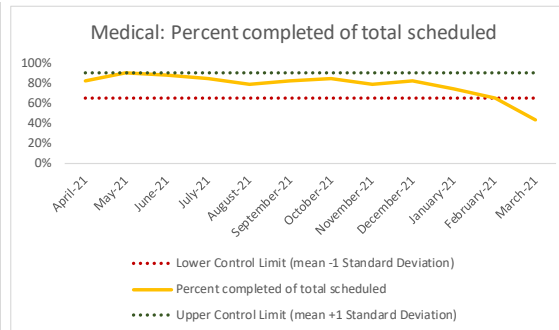
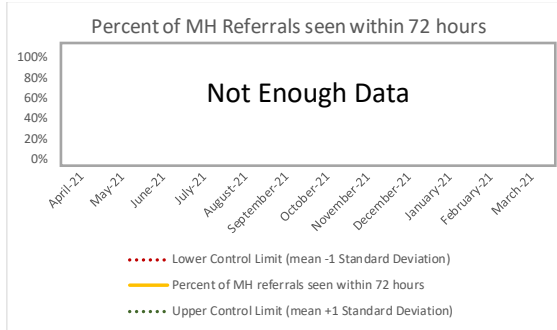
VII. RMSC



VIII. RNDC



IX. VCBC



X. WF

