

CHS Access Report: July 2021

Version: 11/03/2021

I. Table of Contents

Contents

I. Table of Contents.....	2
II. Data Dictionary	3
III. Summary Data.....	4
IV. AMKC.....	5
V. GRVC	6
VI. NIC.....	7
VII. OBCC	8
VIII. RMSC.....	9
IX. RNDC	10
X. VCBC.....	11
XI. WF	12

II. Data Dictionary

1	CHS Intakes (New Jail Admissions)	Definition
1.1	Completed CHS Intakes	Number of new jail admission intake encounters completed by CHS providers
1.2	Average time to completion once known to CHS (hours)	Number of hours between check-in by DOC and check-out by CHS for completed intake encounters (1.1)

2	Referrals made to mental health service	Definition
2.1	Referrals made to mental health service	All book and cases with an initial referral to mental health in reporting month. Facility-specific reports reference the housing facility at the time of the mental health referral was made.
2.2	Referrals seen within 72 hours	For all book and cases where an initial referral to mental health occurs in reporting month (2.1), total number of book and cases who had a mental health intake or psychiatric assessment where encounter date was <=72 hours from referral date.
2.3	Percent seen within 72 hours	2.2 divided by 2.1

3	Scheduled services by discipline with outcomes	Definition
		-Shows direct, scheduled service encounters, total overall and by discipline, and disaggregates by outcome category recorded (N, %). Excludes encounters scheduled for discharged patients. -Specialty Clinic-On-Island encounters are for the following specialties: Audiology, Cardiology, Dermatology, Dialysis, ENT, Gynecology, Hand Specialist, ID Specialist, Nephrology, Neurology, Optometry, Orthopedic, Podiatry, Post Partum, Pre-Natal, Rehab Physical Therapy, Reproduction, Surgery -Specialty Clinic-Off-Island encounters are for the following specialties: Audiology, Breast, Cardiology, Cardiovascular, Chest, Dermatology, Endocrinology, ENT, Gastroenterology, General Surgery, Gynecology, Hand, Hematology, ID/Virology, Neurosurgery, Oncology, Ophthalmology, Oral Surgery, Orthopedic, Pain Management, Plastic Surgery, Podiatry, Renal, Rheumatology, Trauma, Urology, Vascular

4	Outcome Metrics	Definition
4.1	Percent completed	Sum of scheduled service outcomes "Seen" and "Refused & Verified" divided by "Total Scheduled Services"

5	Unscheduled Services	Definition
5.1	Sick call completed	Number of sick call encounters completed by CHS

Correctional Health Services

III. Summary Data

1	CHS Intakes (New Jail Admission)	n
1.1	Completed CHS Intakes	1264
1.2	Average time to completion once known to CHS (hours)	6.8

2	Referrals made to mental health services from Intake	n
2.1	Referrals made to mental health services from Intake	226
2.2	Referrals seen within 72 hours	199
2.3	% seen within 72 hours	88%

3	Scheduled Services	Medical		Nursing		Mental Health		Reentry Services		Dental/Oral Surgery		Specialty Clinic - On		Specialty Clinic -		Substance Use		Total	
	Service Outcomes	N	%	N	%	N	%	N	%	N	%	N	%	N	%	N	%	N	%
	Seen	1961	68%	23925	67%	7818	52%	2582	61%	535	27%	957	39%	150	27%	965	66%	38893	61%
	Refused & Verified	699	24%	3586	10%	165	1%	377	9%	126	6%	277	11%	51	9%	1	0%	5282	8%
	Not Produced	186	6%	8111	23%	5717	38%	1233	29%	1252	63%	1165	48%	308	55%	495	34%	18467	29%
	Rescheduled by CHS	18	1%	20	0%	1244	8%	46	1%	85	4%	37	2%	26	5%	2	0%	1478	2%
	Rescheduled by Hospital	N/A	N/A	N/A	N/A	N/A	N/A	N/A	N/A	N/A	N/A	N/A	N/A	21	4%	N/A	N/A	21	0%
	Total Scheduled Services	2864	100%	35642	100%	14944	100%	4238	100%	1998	100%	2436	100%	556	100%	1463	100%	64141	100%

4	Outcome Metrics	Medical	Nursing	Mental Health	Reentry Services	Dental/Oral Surgery	Specialty Clinic - On	Specialty Clinic -	Substance Use	Total
4.1	Percent completed	93%	77%	53%	70%	33%	51%	36%	66%	69%

5	Unscheduled Services	N
5.1	Sick Call Completed	4218

IV. AMKC

1	CHS Intakes (New Jail Admission)	n
1.1	Completed CHS Intakes	16
1.2	Average time to completion once known to CHS (hours)	3.4

2	Referrals made to mental health services from Intake	n
2.1	Referrals made to mental health services from Intake	13
2.2	Referrals seen within 72 hours	12
2.3	% seen within 72 hours	92%

	Scheduled Services	Medical		Nursing		Mental Health		Reentry Services		Dental/Oral Surgery		Specialty Clinic - On Island		Specialty Clinic - Off Island		Substance Use		Total		
		N	%	N	%	N	%	N	%	N	%	N	%	N	%	N	%	N	%	
3	Service Outcomes																			
	Seen	282	67%	8420	75%	3995	66%	1445	69%	707	94%	229	100%	40	23%	576	58%	15694	71%	
	Refused & Verified	100	24%	363	3%	11	0%	163	8%	3	0%	1	0%	10	6%	0	0%	651	3%	
	Not Produced	40	9%	2487	22%	1721	28%	493	23%	40	5%	0	0%	120	68%	419	42%	5320	24%	
	Rescheduled by CHS	1	0%	1	0%	334	6%	6	0%	0	0%	0	0%	5	3%	2	0%	349	2%	
	Rescheduled by Hospital	N/A	N/A	N/A	N/A	N/A	N/A	N/A	N/A	N/A	N/A	N/A	N/A	2	1%	N/A	N/A	2	0%	
	Total Scheduled Services	423	100%	11271	100%	6061	100%	2107	100%	750	100%	230	100%	177	100%	997	100%	22016	100%	

4	Outcome Metrics	Medical	Nursing	Mental Health	Reentry Services	Dental/Oral Surgery	Specialty Clinic - On Island	Specialty Clinic - Off Island	Substance Use	Total
4.1	Percent completed	90%	78%	66%	76%	95%	100%	28%	58%	74%

5	Unscheduled Services	N
5.1	Sick Call Completed	1100

Correctional Health Services

V. GRVC

1	CHS Intakes (New Jail Admission)	n
1.1	Completed CHS Intakes	0
1.2	Average time to completion once known to CHS (hours)	0.0

2	Referrals made to mental health services from Intake	n
2.1	Referrals made to mental health services from Intake	0
2.2	Referrals seen within 72 hours	0
2.3	% seen within 72 hours	0%

3	Scheduled Services	Medical		Nursing		Mental Health		Reentry Services		Dental/Oral Surgery		Specialty Clinic - On Island		Specialty Clinic - Off Island		Substance Use		Total	
	Service Outcomes	N	%	N	%	N	%	N	%	N	%	N	%	N	%	N	%	N	%
	Seen	271	83%	7472	89%	529	67%	98	70%	46	43%	275	100%	49	42%	27	79%	8767	86%
	Refused & Verified	46	14%	822	10%	16	2%	10	7%	24	23%	0	0%	12	10%	0	0%	930	9%
	Not Produced	11	3%	77	1%	159	20%	18	13%	36	34%	0	0%	47	40%	7	21%	355	3%
	Rescheduled by CHS	0	0%	0	0%	82	10%	14	10%	0	0%	0	0%	6	5%	0	0%	102	1%
	Rescheduled by Hospital	N/A	N/A	N/A	N/A	N/A	N/A	N/A	N/A	N/A	N/A	N/A	N/A	4	3%	N/A	N/A	4	0%
	Total Scheduled Services	328	100%	8371	100%	786	100%	140	100%	106	100%	275	100%	118	100%	34	100%	10158	100%

4	Outcome Metrics	Medical	Nursing	Mental Health	Reentry Services	Dental/Oral Surgery	Specialty Clinic - On Island	Specialty Clinic - Off Island	Substance Use	Total
4.1	Percent completed	97%	99%	69%	77%	66%	100%	52%	79%	95%

5	Unscheduled Services	N
5.1	Sick Call Completed	845

Correctional Health Services

VI. NIC

1	CHS Intakes (New Jail Admission)	n
1.1	Completed CHS Intakes	0
1.2	Average time to completion once known to CHS (hours)	0.0

2	Referrals made to mental health services from Intake	n
2.1	Referrals made to mental health services from Intake	0
2.2	Referrals seen within 72 hours	0
2.3	% seen within 72 hours	0%

3	Scheduled Services	Medical		Nursing		Mental Health		Reentry Services		Dental/Oral Surgery		Specialty Clinic - On Island		Specialty Clinic - Off Island		Substance Use		Total	
	Service Outcomes	N	%	N	%	N	%	N	%	N	%	N	%	N	%	N	%	N	%
	Seen	271	83%	7472	89%	529	67%	98	70%	46	43%	275	100%	49	42%	27	79%	8767	86%
	Refused & Verified	46	14%	822	10%	16	2%	10	7%	24	23%	0	0%	12	10%	0	0%	930	9%
	Not Produced	11	3%	77	1%	159	20%	18	13%	36	34%	0	0%	47	40%	7	21%	355	3%
	Rescheduled by CHS	0	0%	0	0%	82	10%	14	10%	0	0%	0	0%	6	5%	0	0%	102	1%
	Rescheduled by Hospital	N/A	N/A	N/A	N/A	N/A	N/A	N/A	N/A	N/A	N/A	N/A	N/A	4	3%	N/A	N/A	4	0%
	Total Scheduled Services	328	100%	8371	100%	786	100%	140	100%	106	100%	275	100%	118	100%	34	100%	10158	100%

4	Outcome Metrics	Medical	Nursing	Mental Health	Reentry Services	Dental/Oral Surgery	Specialty Clinic - On Island	Specialty Clinic - Off Island	Substance Use	Total
4.1	Percent completed	97%	99%	69%	77%	66%	100%	52%	79%	95%

5	Unscheduled Services	N
5.1	Sick Call Completed	452

VII. OBCC

1	CHS Intakes (New Jail Admission)	n
1.1	Completed CHS Intakes	1145
1.2	Average time to completion once known to CHS (hours)	6.6

2	Referrals made to mental health services from Intake	n
2.1	Referrals made to mental health services from Intake	161
2.2	Referrals seen within 72 hours	136
2.3	% seen within 72 hours	84%

3	Scheduled Services	Medical		Nursing		Mental Health		Reentry Services		Dental/Oral Surgery		Specialty Clinic - On Island		Specialty Clinic - Off Island		Substance Use		Total	
	Service Outcomes	N	%	N	%	N	%	N	%	N	%	N	%	N	%	N	%	N	%
	Seen	214	82%	7044	85%	797	31%	417	74%	211	73%	36	97%	1	4%	344	67%	9064	72%
	Refused & Verified	38	15%	613	7%	12	0%	23	4%	11	4%	1	3%	1	4%	1	0%	700	6%
	Not Produced	8	3%	642	8%	1702	66%	124	22%	69	24%	0	0%	21	91%	167	33%	2733	22%
	Rescheduled by CHS	0	0%	0	0%	69	3%	2	0%	0	0%	0	0%	0	0%	0	0%	71	1%
	Rescheduled by Hospital	N/A	N/A	N/A	N/A	N/A	N/A	N/A	N/A	N/A	N/A	N/A	N/A	0	0%	N/A	N/A	0	0%
	Total Scheduled Services	260	100%	8299	100%	2580	100%	566	100%	291	100%	37	100%	23	100%	512	100%	12568	100%

4	Outcome Metrics	Medical	Nursing	Mental Health	Reentry Services	Dental/Oral Surgery	Specialty Clinic - On Island	Specialty Clinic - Off Island	Substance Use	Total
4.1	Percent completed	97%	92%	31%	78%	76%	100%	9%	67%	78%

5	Unscheduled Services	N
5.1	Sick Call Completed	452

VIII. RMSC

CHS Intakes (New Jail Admission)	n
Completed CHS Intakes	94
Average time to completion once known to CHS (hours)	10.5

Referrals made to mental health services from Intake	n
Referrals made to mental health services from Intake	50
Referrals seen within 72 hours	50
% seen within 72 hours	100%

Scheduled Services	Medical		Nursing		Mental Health		Reentry Services		Dental/Oral Surgery		Specialty Clinic - On Island		Specialty Clinic - Off Island		Substance Use		Total	
	N	%	N	%	N	%	N	%	N	%	N	%	N	%	N	%	N	%
Seen	749	85%	2276	78%	1425	87%	513	81%	153	80%	389	100%	11	42%	174	99%	5690	83%
Refused & Verified	87	10%	242	8%	52	3%	39	6%	30	16%	0	0%	9	35%	1	1%	460	7%
Not Produced	29	3%	384	13%	143	9%	80	13%	9	5%	0	0%	5	19%	0	0%	650	9%
Rescheduled by CHS	17	2%	5	0%	18	1%	5	1%	0	0%	0	0%	1	4%	0	0%	46	1%
Rescheduled by Hospital	N/A	N/A	N/A	N/A	N/A	N/A	N/A	N/A	N/A	N/A	N/A	N/A	0	0%	N/A	N/A	0	0%
Total Scheduled Services	882	100%	2907	100%	1638	100%	637	100%	192	100%	389	100%	26	100%	175	100%	6846	100%

Outcome Metrics	Medical	Nursing	Mental Health	Reentry Services	Dental/Oral Surgery	Specialty Clinic - On Island	Specialty Clinic - Off Island	Substance Use	Total
Percent completed	95%	87%	90%	87%	95%	100%	77%	100%	90%

Unscheduled Services	N
Sick Call Completed	667

IX. RNDC

CHS Intakes (New Jail Admission)	n
Completed CHS Intakes	0
Average time to completion once known to CHS (hours)	0.0

Referrals made to mental health services from Intake	n
Referrals made to mental health services from Intake	0
Referrals seen within 72 hours	0
% seen within 72 hours	0%

Scheduled Services	Medical		Nursing		Mental Health		Reentry Services		Dental/Oral Surgery		Specialty Clinic - On Island		Specialty Clinic - Off Island		Substance Use		Total	
	N	%	N	%	N	%	N	%	N	%	N	%	N	%	N	%	N	%
Seen	124	32%	2148	74%	838	25%	270	43%	308	81%	38	95%	18	23%	93	86%	3837	49%
Refused & Verified	216	56%	69	2%	18	1%	34	5%	3	1%	1	3%	9	12%	0	0%	350	4%
Not Produced	43	11%	696	24%	1696	51%	309	49%	68	18%	1	3%	39	51%	15	14%	2867	37%
Rescheduled by CHS	1	0%	1	0%	748	23%	15	2%	0	0%	0	0%	5	6%	0	0%	770	10%
Rescheduled by Hospital	N/A	N/A	N/A	N/A	N/A	N/A	N/A	N/A	N/A	N/A	N/A	N/A	6	8%	N/A	N/A	6	0%
Total Scheduled Services	384	100%	2914	100%	3300	100%	628	100%	379	100%	40	100%	77	100%	108	100%	7830	100%

Outcome Metrics	Medical	Nursing	Mental Health	Reentry Services	Dental/Oral Surgery	Specialty Clinic - On Island	Specialty Clinic - Off Island	Substance Use	Total
Percent completed	89%	76%	26%	48%	82%	98%	35%	86%	53%

Unscheduled Services	N
Sick Call Completed	776

X. VCBC

CHS Intakes (New Jail Admission)	n
Completed CHS Intakes	0
Average time to completion once known to CHS (hours)	0.0

Referrals made to mental health services from Intake	n
Referrals made to mental health services from Intake	0
Referrals seen within 72 hours	0
% seen within 72 hours	0%

Scheduled Services	Medical		Nursing		Mental Health		Reentry Services		Dental/Oral Surgery		Specialty Clinic - On Island		Specialty Clinic - Off Island		Substance Use		Total	
	N	%	N	%	N	%	N	%	N	%	N	%	N	%	N	%	N	%
Seen	114	64%	1930	81%	590	45%	193	64%	267	86%	112	100%	13	19%	10	100%	3229	69%
Refused & Verified	50	28%	73	3%	1	0%	14	5%	10	3%	0	0%	8	12%	0	0%	156	3%
Not Produced	13	7%	378	16%	655	50%	94	31%	34	11%	0	0%	38	55%	0	0%	1212	26%
Rescheduled by CHS	2	1%	2	0%	67	5%	2	1%	0	0%	0	0%	5	7%	0	0%	78	2%
Rescheduled by Hospital	N/A	N/A	N/A	N/A	N/A	N/A	N/A	N/A	N/A	N/A	N/A	N/A	5	7%	N/A	N/A	5	0%
Total Scheduled Services	179	100%	2383	100%	1313	100%	303	100%	311	100%	112	100%	69	100%	10	100%	4680	100%

Outcome Metrics	Medical	Nursing	Mental Health	Reentry Services	Dental/Oral Surgery	Specialty Clinic - On Island	Specialty Clinic - Off Island	Substance Use	Total
Percent completed	92%	84%	45%	68%	89%	100%	30%	100%	72%

Unscheduled Services	N
Sick Call Completed	491

XI. WF

CHS Intakes (New Jail Admission)	n
Completed CHS Intakes	8
Average time to completion once known to CHS (hours)	3.1

Referrals made to mental health services from Intake	n
Referrals made to mental health services from Intake	2
Referrals seen within 72 hours	1
% seen within 72 hours	50%

Scheduled Services	Medical		Nursing		Mental Health		Reentry Services		Dental/Oral Surgery		Specialty Clinic - On Island		Specialty Clinic - Off Island		Substance Use		Total	
	N	%	N	%	N	%	N	%	N	%	N	%	N	%	N	%	N	%
Seen	191	93%	1246	72%	120	47%	45	74%	4	100%	17	94%	2	33%	4	67%	1629	72%
Refused & Verified	15	7%	394	23%	23	9%	7	11%	0	0%	1	6%	2	33%	0	0%	442	19%
Not Produced	0	0%	81	5%	86	34%	8	13%	0	0%	0	0%	2	33%	2	33%	179	8%
Rescheduled by CHS	0	0%	0	0%	26	10%	1	2%	0	0%	0	0%	0	0%	0	0%	27	1%
Rescheduled by Hospital	N/A	N/A	N/A	N/A	N/A	N/A	N/A	N/A	N/A	N/A	N/A	N/A	0	0%	N/A	N/A	0	0%
Total Scheduled Services	206	100%	1721	100%	255	100%	61	100%	4	100%	18	100%	6	100%	6	100%	2277	100%

Outcome Metrics	Medical	Nursing	Mental Health	Reentry Services	Dental/Oral Surgery	Specialty Clinic - On Island	Specialty Clinic - Off Island	Substance Use	Total
Percent completed	100%	95%	56%	85%	100%	100%	67%	67%	91%

Unscheduled Services	N
Sick Call Completed	101

CHS Access Report: August 2021

Version: 11/03/2021

I. Table of Contents

Contents

I. Table of Contents.....	2
II. Data Dictionary	3
III. Summary Data.....	4
IV. AMKC.....	5
V. GRVC	6
VI. NIC.....	7
VII. OBCC	8
VIII. RMSC.....	9
IX. RNDC	10
X. VCBC.....	11
XI. WF	12

II. Data Dictionary

1	CHS Intakes (New Jail Admissions)	Definition
1.1	Completed CHS Intakes	Number of new jail admission intake encounters completed by CHS providers
1.2	Average time to completion once known to CHS (hours)	Number of hours between check-in by DOC and check-out by CHS for completed intake encounters (1.1)

2	Referrals made to mental health service	Definition
2.1	Referrals made to mental health service	All book and cases with an initial referral to mental health in reporting month. Facility-specific reports reference the housing facility at the time of the mental health referral was made.
2.2	Referrals seen within 72 hours	For all book and cases where an initial referral to mental health occurs in reporting month (2.1), total number of book and cases who had a mental health intake or psychiatric assessment where encounter date was <=72 hours from referral date.
2.3	Percent seen within 72 hours	2.2 divided by 2.1

3	Scheduled services by discipline with outcomes	Definition
		-Shows direct, scheduled service encounters, total overall and by discipline, and disaggregates by outcome category recorded (N, %). Excludes encounters scheduled for discharged patients. -Specialty Clinic-On-Island encounters are for the following specialties: Audiology, Cardiology, Dermatology, Dialysis, ENT, Gynecology, Hand Specialist, ID Specialist, Nephrology, Neurology, Optometry, Orthopedic, Podiatry, Post Partum, Pre-Natal, Rehab Physical Therapy, Reproduction, Surgery -Specialty Clinic-Off-Island encounters are for the following specialties: Audiology, Breast, Cardiology, Cardiovascular, Chest, Dermatology, Endocrinology, ENT, Gastroenterology, General Surgery, Gynecology, Hand, Hematology, ID/Virology, Neurosurgery, Oncology, Ophthalmology, Oral Surgery, Orthopedic, Pain Management, Plastic Surgery, Podiatry, Renal, Rheumatology, Trauma, Urology, Vascular

4	Outcome Metrics	Definition
4.1	Percent completed	Sum of scheduled service outcomes "Seen" and "Refused & Verified" divided by "Total Scheduled Services"

5	Unscheduled Services	Definition
5.1	Sick call completed	Number of sick call encounters completed by CHS

Correctional Health Services

III. Summary Data

1	CHS Intakes (New Jail Admission)	N
1.1	Completed CHS Intakes	1233
1.2	Average time to completion once known to CHS (hours)	9.0

2	Referrals made to mental health services from Intake	N
2.1	Referrals made to mental health services from Intake	283
2.2	Referrals seen within 72 hours	121
2.3	% seen within 72 hours	43%

3	Scheduled Services	Medical		Nursing		Mental Health		Reentry Services		Dental/Oral Surgery		Specialty Clinic - On Island		Specialty Clinic - Off Island		Substance Use		Total	
	Service Outcomes	N	%	N	%	N	%	N	%	N	%	N	%	N	%	N	%	N	%
	Seen	1480	60%	23802	67%	7581	50%	2494	57%	504	24%	873	36%	185	28%	934	73%	37853	59%
	Refused & Verified	682	28%	3759	11%	176	1%	406	9%	105	5%	242	10%	44	7%	0	0%	5414	8%
	Not Produced	264	11%	7883	22%	5991	40%	1419	33%	1503	70%	1268	53%	381	57%	349	27%	19058	30%
	Rescheduled by CHS	26	1%	14	0%	1293	9%	32	1%	23	1%	30	1%	30	5%	1	0%	1449	2%
	Rescheduled by Hospital	N/A	N/A	N/A	N/A	N/A	N/A	N/A	N/A	N/A	N/A	N/A	N/A	25	4%	N/A	N/A	25	0%
	Total Scheduled Services	2452	100%	35458	100%	15041	100%	4351	100%	2135	100%	2413	100%	665	100%	1284	100%	63799	100%

4	Outcome Metrics	Medical	Nursing	Mental Health	Reentry Services	Dental/Oral Surgery	Specialty Clinic - On Island	Specialty Clinic - Off Island	Substance Use	Total
4.1	Percent completed	88%	78%	52%	67%	29%	46%	34%	73%	68%

5	Unscheduled Services	N
5.1	Sick Call Completed	4357

Correctional Health Services

IV. AMKC

1	CHS Intakes (New Jail Admission)	N
1.1	Completed CHS Intakes	127
1.2	Average time to completion once known to CHS (hours)	17.7

2	Referrals made to mental health services from Intake	N
2.1	Referrals made to mental health services from Intake	30
2.2	Referrals seen within 72 hours	9
2.3	% seen within 72 hours	30%

3	Scheduled Services	Medical		Nursing		Mental Health		Reentry Services		Dental/Oral Surgery		Specialty Clinic - On Island		Specialty Clinic - Off Island		Substance Use		Total	
	Service Outcomes	N	%	N	%	N	%	N	%	N	%	N	%	N	%	N	%	N	%
	Seen	198	60%	4563	59%	3088	70%	1042	56%	112	16%	145	23%	38	17%	355	63%	9541	58%
	Refused & Verified	78	24%	396	5%	18	0%	241	13%	26	4%	34	5%	11	5%	0	0%	804	5%
	Not Produced	52	16%	2807	36%	1184	27%	561	30%	551	80%	447	71%	157	71%	210	37%	5969	36%
	Rescheduled by CHS	2	1%	4	0%	126	3%	6	0%	0	0%	0	0%	8	4%	1	0%	147	1%
	Rescheduled by Hospital	N/A	N/A	N/A	N/A	N/A	N/A	N/A	N/A	N/A	N/A	N/A	N/A	6	3%	N/A	N/A	6	0%
	Total Scheduled Services	330	100%	7770	100%	4416	100%	1850	100%	689	100%	626	100%	220	100%	566	100%	16467	100%

4	Outcome Metrics	Medical	Nursing	Mental Health	Reentry Services	Dental/Oral Surgery	Specialty Clinic - On Island	Specialty Clinic - Off Island	Substance Use	Total
4.1	Percent completed	84%	64%	70%	69%	20%	29%	22%	63%	63%

5	Unscheduled Services	N
5.1	Sick Call Completed	998

Correctional Health Services

V. GRVC

1	CHS Intakes (New Jail Admission)	N
1.1	Completed CHS Intakes	0
1.2	Average time to completion once known to CHS (hours)	0.0

2	Referrals made to mental health services from Intake	N
2.1	Referrals made to mental health services from Intake	0
2.2	Referrals seen within 72 hours	0
2.3	% seen within 72 hours	0%

3	Scheduled Services	Medical		Nursing		Mental Health		Reentry Services		Dental/Oral Surgery		Specialty Clinic - On Island		Specialty Clinic - Off Island		Substance Use		Total	
	Service Outcomes	N	%	N	%	N	%	N	%	N	%	N	%	N	%	N	%	N	%
	Seen	81	43%	2470	55%	1415	73%	335	60%	76	22%	53	20%	17	31%	38	90%	4485	57%
	Refused & Verified	81	43%	347	8%	12	1%	44	8%	23	7%	1	0%	1	2%	0	0%	509	6%
	Not Produced	26	14%	1673	37%	421	22%	175	31%	246	71%	210	80%	32	59%	4	10%	2787	35%
	Rescheduled by CHS	1	1%	0	0%	103	5%	4	1%	0	0%	0	0%	4	7%	0	0%	112	1%
	Rescheduled by Hospital	N/A	N/A	N/A	N/A	N/A	N/A	N/A	N/A	N/A	N/A	N/A	N/A	0	0%	N/A	N/A	0	0%
	Total Scheduled Services	189	100%	4490	100%	1951	100%	558	100%	345	100%	264	100%	54	100%	42	100%	7893	100%

4	Outcome Metrics	Medical	Nursing	Mental Health	Reentry Services	Dental/Oral Surgery	Specialty Clinic - On Island	Specialty Clinic - Off Island	Substance Use	Total
4.1	Percent completed	86%	63%	73%	68%	29%	20%	33%	90%	63%

5	Unscheduled Services	N
5.1	Sick Call Completed	837

Correctional Health Services

VI. NIC

1	CHS Intakes (New Jail Admission)	N
1.1	Completed CHS Intakes	1
1.2	Average time to completion once known to CHS (hours)	0.0

2	Referrals made to mental health services from Intake	N
2.1	Referrals made to mental health services from Intake	0
2.2	Referrals seen within 72 hours	0
2.3	% seen within 72 hours	0%

3	Scheduled Services	Medical		Nursing		Mental Health		Reentry Services		Dental/Oral Surgery		Specialty Clinic - On Island		Specialty Clinic - Off Island		Substance Use		Total	
	Service Outcomes	N	%	N	%	N	%	N	%	N	%	N	%	N	%	N	%	N	%
	Seen	219	76%	5707	78%	364	60%	80	82%	37	37%	224	62%	80	51%	31	94%	6742	75%
	Refused & Verified	51	18%	1343	18%	11	2%	10	10%	14	14%	46	13%	11	7%	0	0%	1486	17%
	Not Produced	17	6%	243	3%	137	23%	6	6%	48	48%	75	21%	50	32%	2	6%	578	6%
	Rescheduled by CHS	1	0%	2	0%	90	15%	2	2%	0	0%	19	5%	7	4%	0	0%	121	1%
	Rescheduled by Hospital	N/A	N/A	N/A	N/A	N/A	N/A	N/A	N/A	N/A	N/A	N/A	N/A	10	6%	N/A	N/A	10	0%
	Total Scheduled Services	288	100%	7295	100%	602	100%	98	100%	99	100%	364	100%	158	100%	33	100%	8937	100%

4	Outcome Metrics	Medical	Nursing	Mental Health	Reentry Services	Dental/Oral Surgery	Specialty Clinic - On Island	Specialty Clinic - Off Island	Substance Use	Total
4.1	Percent completed	94%	97%	62%	92%	52%	74%	58%	94%	92%

5	Unscheduled Services	N
5.1	Sick Call Completed	375

Correctional Health Services

VII. OBCC

1	CHS Intakes (New Jail Admission)	N
1.1	Completed CHS Intakes	807
1.2	Average time to completion once known to CHS (hours)	8.5

2	Referrals made to mental health services from Intake	N
2.1	Referrals made to mental health services from Intake	195
2.2	Referrals seen within 72 hours	74
2.3	% seen within 72 hours	38%

3	Scheduled Services	Medical		Nursing		Mental Health		Reentry Services		Dental/Oral Surgery		Specialty Clinic - On Island		Specialty Clinic - Off Island		Substance Use		Total	
	Service Outcomes	N	%	N	%	N	%	N	%	N	%	N	%	N	%	N	%	N	%
	Seen	103	64%	4768	72%	518	20%	287	54%	35	14%	8	6%	4	7%	342	72%	6065	56%
	Refused & Verified	52	32%	604	9%	16	1%	20	4%	4	2%	0	0%	1	2%	0	0%	697	6%
	Not Produced	7	4%	1277	19%	2009	78%	226	42%	203	84%	121	94%	54	90%	132	28%	4029	37%
	Rescheduled by CHS	0	0%	2	0%	24	1%	3	1%	0	0%	0	0%	0	0%	0	0%	29	0%
	Rescheduled by Hospital	N/A	N/A	N/A	N/A	N/A	N/A	N/A	N/A	N/A	N/A	N/A	N/A	1	2%	N/A	N/A	1	0%
	Total Scheduled Services	162	100%	6651	100%	2567	100%	536	100%	242	100%	129	100%	60	100%	474	100%	10821	100%

4	Outcome Metrics	Medical	Nursing	Mental Health	Reentry Services	Dental/Oral Surgery	Specialty Clinic - On Island	Specialty Clinic - Off Island	Substance Use	Total
4.1	Percent completed	96%	81%	21%	57%	16%	6%	8%	72%	62%

5	Unscheduled Services	N
5.1	Sick Call Completed	489

Correctional Health Services

VIII. RMSC

1	CHS Intakes (New Jail Admission)	N
1.1	Completed CHS Intakes	95
1.2	Average time to completion once known to CHS (hours)	7.6

2	Referrals made to mental health services from Intake	N
2.1	Referrals made to mental health services from Intake	10
2.2	Referrals seen within 72 hours	10
2.3	% seen within 72 hours	100%

3	Scheduled Services	Medical		Nursing		Mental Health		Reentry Services		Dental/Oral Surgery		Specialty Clinic - On Island		Specialty Clinic - Off Island		Substance Use		Total	
	Service Outcomes	N	%	N	%	N	%	N	%	N	%	N	%	N	%	N	%	N	%
	Seen	542	77%	2434	76%	1113	87%	404	76%	77	64%	305	66%	6	46%	111	100%	4992	78%
	Refused & Verified	83	12%	319	10%	40	3%	29	5%	15	12%	55	12%	3	23%	0	0%	544	8%
	Not Produced	60	9%	456	14%	114	9%	88	17%	28	23%	96	21%	3	23%	0	0%	845	13%
	Rescheduled by CHS	18	3%	5	0%	15	1%	8	2%	1	1%	8	2%	1	8%	0	0%	56	1%
	Rescheduled by Hospital	N/A	N/A	N/A	N/A	N/A	N/A	N/A	N/A	N/A	N/A	N/A	N/A	0	0%	N/A	N/A	0	0%
	Total Scheduled Services	703	100%	3214	100%	1282	100%	529	100%	121	100%	464	100%	13	100%	111	100%	6437	100%

4	Outcome Metrics	Medical	Nursing	Mental Health	Reentry Services	Dental/Oral Surgery	Specialty Clinic - On Island	Specialty Clinic - Off Island	Substance Use	Total
4.1	Percent completed	89%	86%	90%	82%	76%	78%	69%	100%	86%

5	Unscheduled Services	N
5.1	Sick Call Completed	667

Correctional Health Services

IX. RNDC

1	CHS Intakes (New Jail Admission)	N
1.1	Completed CHS Intakes	0
1.2	Average time to completion once known to CHS (hours)	0.0

2	Referrals made to mental health services from Intake	N
2.1	Referrals made to mental health services from Intake	0
2.2	Referrals seen within 72 hours	0
2.3	% seen within 72 hours	0%

3	Scheduled Services	Medical		Nursing		Mental Health		Reentry Services		Dental/Oral Surgery		Specialty Clinic - On Island		Specialty Clinic - Off Island		Substance Use		Total	
	Service Outcomes	N	%	N	%	N	%	N	%	N	%	N	%	N	%	N	%	N	%
	Seen	70	18%	1038	55%	494	18%	152	35%	68	17%	30	11%	10	17%	51	100%	1913	30%
	Refused & Verified	263	66%	42	2%	20	1%	40	9%	15	4%	11	4%	5	8%	0	0%	396	6%
	Not Produced	66	17%	822	43%	1487	53%	231	54%	289	73%	226	84%	37	63%	0	0%	3158	50%
	Rescheduled by CHS	1	0%	0	0%	782	28%	6	1%	22	6%	2	1%	3	5%	0	0%	816	13%
	Rescheduled by Hospital	N/A	N/A	N/A	N/A	N/A	N/A	N/A	N/A	N/A	N/A	N/A	N/A	4	7%	N/A	N/A	4	0%
	Total Scheduled Services	400	100%	1902	100%	2783	100%	429	100%	394	100%	269	100%	59	100%	51	100%	6287	100%

4	Outcome Metrics	Medical	Nursing	Mental Health	Reentry Services	Dental/Oral Surgery	Specialty Clinic - On Island	Specialty Clinic - Off Island	Substance Use	Total
4.1	Percent completed	83%	57%	18%	45%	21%	15%	25%	100%	37%

5	Unscheduled Services	N
5.1	Sick Call Completed	328

Correctional Health Services

X. VCBC

1	CHS Intakes (New Jail Admission)	N
1.1	Completed CHS Intakes	195
1.2	Average time to completion once known to CHS (hours)	6.4

2	Referrals made to mental health services from Intake	N
2.1	Referrals made to mental health services from Intake	43
2.2	Referrals seen within 72 hours	27
2.3	% seen within 72 hours	63%

3	Scheduled Services	Medical		Nursing		Mental Health		Reentry Services		Dental/Oral Surgery		Specialty Clinic - On Island		Specialty Clinic - Off Island		Substance Use		Total	
	Service Outcomes	N	%	N	%	N	%	N	%	N	%	N	%	N	%	N	%	N	%
	Seen	71	40%	1549	70%	478	40%	170	54%	99	41%	90	33%	28	31%	1	50%	2486	55%
	Refused & Verified	68	38%	153	7%	31	3%	18	6%	8	3%	95	35%	9	10%	0	0%	382	8%
	Not Produced	36	20%	524	24%	570	47%	125	40%	136	56%	86	32%	44	48%	1	50%	1522	34%
	Rescheduled by CHS	2	1%	1	0%	122	10%	2	1%	0	0%	0	0%	6	7%	0	0%	133	3%
	Rescheduled by Hospital	N/A	N/A	N/A	N/A	N/A	N/A	N/A	N/A	N/A	N/A	N/A	N/A	4	4%	N/A	N/A	4	0%
	Total Scheduled Services	177	100%	2227	100%	1201	100%	315	100%	243	100%	271	100%	91	100%	2	100%	4527	100%

4	Outcome Metrics	Medical	Nursing	Mental Health	Reentry Services	Dental/Oral Surgery	Specialty Clinic - On Island	Specialty Clinic - Off Island	Substance Use	Total
4.1	Percent completed	79%	76%	42%	60%	44%	68%	41%	50%	63%

5	Unscheduled Services	N
5.1	Sick Call Completed	531

Correctional Health Services

XI. WF

1	CHS Intakes (New Jail Admission)	N
1.1	Completed CHS Intakes	8
1.2	Average time to completion once known to CHS (hours)	0.0

2	Referrals made to mental health services from Intake	N
2.1	Referrals made to mental health services from Intake	5
2.2	Referrals seen within 72 hours	1
2.3	% seen within 72 hours	20%

3	Scheduled Services	Medical		Nursing		Mental Health		Reentry Services		Dental/Oral Surgery		Specialty Clinic - On Island		Specialty Clinic - Off Island		Substance Use		Total	
	Service Outcomes	N	%	N	%	N	%	N	%	N	%	N	%	N	%	N	%	N	%
	Seen	196	97%	1273	67%	111	46%	24	67%	0	0%	18	69%	2	20%	5	100%	1629	67%
	Refused & Verified	6	3%	555	29%	28	12%	4	11%	0	0%	0	0%	3	30%	0	0%	596	25%
	Not Produced	0	0%	81	4%	69	29%	7	19%	2	100%	7	27%	4	40%	0	0%	170	7%
	Rescheduled by CHS	1	0%	0	0%	31	13%	1	3%	0	0%	1	4%	1	10%	0	0%	35	1%
	Rescheduled by Hospital	N/A	N/A	N/A	N/A	N/A	N/A	N/A	N/A	N/A	N/A	N/A	N/A	0	0%	N/A	N/A	0	0%
	Total Scheduled Services	203	100%	1909	100%	239	100%	36	100%	2	100%	26	100%	10	100%	5	100%	2430	100%

4	Outcome Metrics	Medical	Nursing	Mental Health	Reentry Services	Dental/Oral Surgery	Specialty Clinic - On Island	Specialty Clinic - Off Island	Substance Use	Total
4.1	Percent completed	100%	96%	58%	78%	0%	69%	50%	100%	92%

5	Unscheduled Services	N
5.1	Sick Call Completed	132

CHS Access Report: September 2021

Version: 11/03/2021

I. Table of Contents

Contents

I. Table of Contents.....	2
II. Data Dictionary	3
III. Summary Data.....	4
IV. AMKC.....	5
V. EMTC.....	6
VI. GRVC	7
VII. NIC.....	8
VIII. OBCC	9
IX. RMSC.....	10
X. RNDC.....	11
XI. VCBC.....	12
XII. WF	13

II. Data Dictionary

1	CHS Intakes (New Jail Admissions)	Definition
1.1	Completed CHS Intakes	Number of new jail admission intake encounters completed by CHS providers
1.2	Average time to completion once known to CHS (hours)	Number of hours between check-in by DOC and check-out by CHS for completed intake encounters (1.1)

2	Referrals made to mental health service	Definition
2.1	Referrals made to mental health service	All book and cases with an initial referral to mental health in reporting month. Facility-specific reports reference the housing facility at the time of the mental health referral was made.
2.2	Referrals seen within 72 hours	For all book and cases where an initial referral to mental health occurs in reporting month (2.1), total number of book and cases who had a mental health intake or psychiatric assessment where encounter date was <=72 hours from referral date.
2.3	Percent seen within 72 hours	2.2 divided by 2.1

3	Scheduled services by discipline with outcomes	Definition
		-Shows direct, scheduled service encounters, total overall and by discipline, and disaggregates by outcome category recorded (N, %). Excludes encounters scheduled for discharged patients. -Specialty Clinic-On-Island encounters are for the following specialties: Audiology, Cardiology, Dermatology, Dialysis, ENT, Gynecology, Hand Specialist, ID Specialist, Nephrology, Neurology, Optometry, Orthopedic, Podiatry, Post Partum, Pre-Natal, Rehab Physical Therapy, Reproduction, Surgery -Specialty Clinic-Off-Island encounters are for the following specialties: Audiology, Breast, Cardiology, Cardiovascular, Chest, Dermatology, Endocrinology, ENT, Gastroenterology, General Surgery, Gynecology, Hand, Hematology, ID/Virology, Neurosurgery, Oncology, Ophthalmology, Oral Surgery, Orthopedic, Pain Management, Plastic Surgery, Podiatry, Renal, Rheumatology, Trauma, Urology, Vascular

4	Outcome Metrics	Definition
4.1	Percent completed	Sum of scheduled service outcomes "Seen" and "Refused & Verified" divided by "Total Scheduled Services"

5	Unscheduled Services	Definition
5.1	Sick call completed	Number of sick call encounters completed by CHS

Correctional Health Services

III. Summary Data

1	CHS Intakes (New Jail Admission)	n
1.1	Completed CHS Intakes	957
1.2	Average time to completion once known to CHS (hours)	17.1

2	Referrals made to mental health services from Intake	n
2.1	Referrals made to mental health services from Intake	231
2.2	Referrals seen within 72 hours	106
2.3	% seen within 72 hours	46%

3	Scheduled Services	Medical		Nursing		Mental Health		Reentry Services		Dental/Oral Surgery		Specialty Clinic - On Island		Specialty Clinic - Off Island		Substance Use		Total	
	Service Outcomes	N	%	N	%	N	%	N	%	N	%	N	%	N	%	N	%	N	%
	Seen	1747	66%	21797	66%	7335	52%	2329	53%	342	17%	670	30%	117	19%	841	66%	35178	58%
	Refused & Verified	577	22%	2953	9%	147	1%	258	6%	80	4%	175	8%	55	9%	0	0%	4245	7%
	Not Produced	301	11%	8076	25%	5491	39%	1700	39%	1384	69%	1299	59%	374	60%	428	34%	19053	32%
	Rescheduled by CHS	15	1%	48	0%	1221	9%	75	2%	207	10%	58	3%	46	7%	0	0%	1670	3%
	Rescheduled by Hospital	N/A	N/A	N/A	N/A	N/A	N/A	N/A	N/A	N/A	N/A	N/A	N/A	30	5%	N/A	N/A	30	0%
	Total Scheduled Services	2640	100%	32874	100%	14194	100%	4362	100%	2013	100%	2202	100%	622	100%	1269	100%	60176	100%

4	Outcome Metrics	Medical	Nursing	Mental Health	Reentry Services	Dental/Oral Surgery	Specialty Clinic - On Island	Specialty Clinic - Off Island	Substance Use	Total
4.1	Percent completed	88%	75%	53%	59%	21%	38%	28%	66%	66%

5	Unscheduled Services	N
5.1	Sick Call Completed	3987

Correctional Health Services

IV. AMKC

1	CHS Intakes (New Jail Admission)	n
1.1	Completed CHS Intakes	17
1.2	Average time to completion once known to CHS (hours)	7.5

2	Referrals made to mental health services from Intake	n
2.1	Referrals made to mental health services from Intake	1
2.2	Referrals seen within 72 hours	1
2.3	% seen within 72 hours	100%

3	Scheduled Services	Medical		Nursing		Mental Health		Reentry Services		Dental/Oral Surgery		Specialty Clinic - On Island		Specialty Clinic - Off Island		Substance Use		Total	
	Service Outcomes	N	%	N	%	N	%	N	%	N	%	N	%	N	%	N	%	N	%
	Seen	192	65%	4214	57%	2963	70%	980	60%	60	10%	111	19%	36	16%	350	57%	8906	57%
	Refused & Verified	47	16%	226	3%	30	1%	153	9%	3	0%	18	3%	12	5%	0	0%	489	3%
	Not Produced	56	19%	2914	40%	1111	26%	506	31%	543	90%	451	78%	153	69%	268	43%	6002	39%
	Rescheduled by CHS	2	1%	6	0%	155	4%	3	0%	0	0%	0	0%	15	7%	0	0%	181	1%
	Rescheduled by Hospital	N/A	N/A	N/A	N/A	N/A	N/A	N/A	N/A	N/A	N/A	N/A	N/A	7	3%	N/A	N/A	7	0%
	Total Scheduled Services	297	100%	7360	100%	4259	100%	1642	100%	606	100%	580	100%	223	100%	618	100%	15585	100%

4	Outcome Metrics	Medical	Nursing	Mental Health	Reentry Services	Dental/Oral Surgery	Specialty Clinic - On Island	Specialty Clinic - Off Island	Substance Use	Total
4.1	Percent completed	80%	60%	70%	69%	10%	22%	22%	57%	60%

5	Unscheduled Services	N
5.1	Sick Call Completed	875

Correctional Health Services

V. EMTC

1	CHS Intakes (New Jail Admission)	n
1.1	Completed CHS Intakes	373
1.2	Average time to completion once known to CHS (hours)	2.9

2	Referrals made to mental health services from Intake	n
2.1	Referrals made to mental health services from Intake	71
2.2	Referrals seen within 72 hours	39
2.3	% seen within 72 hours	55%

3	Scheduled Services	Medical		Nursing		Mental Health		Reentry Services		Dental/Oral Surgery		Specialty Clinic - On Island		Specialty Clinic - Off Island		Substance Use		Total	
	Service Outcomes	N	%	N	%	N	%	N	%	N	%	N	%	N	%	N	%	N	%
	Seen	8	44%	925	90%	113	60%	30	73%	0		0	0%	1	100%	41	93%	1118	84%
	Refused & Verified	10	56%	33	3%	4	2%	4	10%	0		0	0%	0	0%	0	0%	51	4%
	Not Produced	0	0%	73	7%	62	33%	7	17%	0		2	100%	0	0%	3	7%	147	11%
	Rescheduled by CHS	0	0%	0	0%	10	5%	0	0%	0		0	0%	0	0%	0	0%	10	1%
	Rescheduled by Hospital	N/A	N/A	N/A	N/A	N/A	N/A	N/A	N/A	N/A	N/A	N/A	N/A	0	0%	N/A	N/A	0	0%
	Total Scheduled Services	18	100%	1031	100%	189	100%	41	100%	0	0%	2	100%	1	100%	44	100%	1326	100%

4	Outcome Metrics	Medical	Nursing	Mental Health	Reentry Services	Dental/Oral Surgery	Specialty Clinic - On Island	Specialty Clinic - Off Island	Substance Use	Total
4.1	Percent completed	100%	93%	62%	83%		0%	100%	93%	88%

5	Unscheduled Services	N
5.1	Sick Call Completed	70

Correctional Health Services

VI. GRVC

1	CHS Intakes (New Jail Admission)	n
1.1	Completed CHS Intakes	0
1.2	Average time to completion once known to CHS (hours)	0.0

2	Referrals made to mental health services from Intake	n
2.1	Referrals made to mental health services from Intake	0
2.2	Referrals seen within 72 hours	0
2.3	% seen within 72 hours	0%

3	Scheduled Services	Medical		Nursing		Mental Health		Reentry Services		Dental/Oral Surgery		Specialty Clinic - On Island		Specialty Clinic - Off Island		Substance Use		Total	
	Service Outcomes	N	%	N	%	N	%	N	%	N	%	N	%	N	%	N	%	N	%
	Seen	136	66%	2232	57%	1368	69%	266	42%	62	20%	29	12%	9	22%	44	98%	4146	56%
	Refused & Verified	49	24%	292	7%	6	0%	19	3%	12	4%	4	2%	1	2%	0	0%	383	5%
	Not Produced	22	11%	1418	36%	487	25%	337	53%	234	76%	219	87%	28	68%	1	2%	2746	37%
	Rescheduled by CHS	0	0%	1	0%	117	6%	14	2%	0	0%	0	0%	1	2%	0	0%	133	2%
	Rescheduled by Hospital	N/A	N/A	N/A	N/A	N/A	N/A	N/A	N/A	N/A	N/A	N/A	N/A	2	5%	N/A	N/A	2	0%
	Total Scheduled Services	207	100%	3943	100%	1978	100%	636	100%	308	100%	252	100%	41	100%	45	100%	7410	100%

4	Outcome Metrics	Medical	Nursing	Mental Health	Reentry Services	Dental/Oral Surgery	Specialty Clinic - On Island	Specialty Clinic - Off Island	Substance Use	Total
4.1	Percent completed	89%	64%	69%	45%	24%	13%	24%	98%	61%

5	Unscheduled Services	N
5.1	Sick Call Completed	658

Correctional Health Services

VII. NIC

1	CHS Intakes (New Jail Admission)	n
1.1	Completed CHS Intakes	0
1.2	Average time to completion once known to CHS (hours)	0.0

2	Referrals made to mental health services from Intake	n
2.1	Referrals made to mental health services from Intake	0
2.2	Referrals seen within 72 hours	0
2.3	% seen within 72 hours	0%

3	Scheduled Services	Medical		Nursing		Mental Health		Reentry Services		Dental/Oral Surgery		Specialty Clinic - On Island		Specialty Clinic - Off Island		Substance Use		Total	
	Service Outcomes	N	%	N	%	N	%	N	%	N	%	N	%	N	%	N	%	N	%
	Seen	237	77%	5417	81%	287	51%	83	55%	24	23%	189	50%	46	30%	8	100%	6291	75%
	Refused & Verified	66	21%	1070	16%	28	5%	5	3%	17	16%	46	12%	31	20%	0	0%	1263	15%
	Not Produced	5	2%	195	3%	164	29%	41	27%	63	61%	107	28%	48	31%	0	0%	623	7%
	Rescheduled by CHS	0	0%	4	0%	85	15%	22	15%	0	0%	38	10%	15	10%	0	0%	164	2%
	Rescheduled by Hospital	N/A	N/A	N/A	N/A	N/A	N/A	N/A	N/A	N/A	N/A	N/A	N/A	15	10%	N/A	N/A	15	0%
	Total Scheduled Services	308	100%	6686	100%	564	100%	151	100%	104	100%	380	100%	155	100%	8	100%	8356	100%

4	Outcome Metrics	Medical	Nursing	Mental Health	Reentry Services	Dental/Oral Surgery	Specialty Clinic - On Island	Specialty Clinic - Off Island	Substance Use	Total
4.1	Percent completed	98%	97%	56%	58%	39%	62%	50%	100%	90%

5	Unscheduled Services	N
5.1	Sick Call Completed	477

Correctional Health Services

VIII. OBCC

1	CHS Intakes (New Jail Admission)	n
1.1	Completed CHS Intakes	479
1.2	Average time to completion once known to CHS (hours)	30.4

2	Referrals made to mental health services from Intake	n
2.1	Referrals made to mental health services from Intake	144
2.2	Referrals seen within 72 hours	55
2.3	% seen within 72 hours	38%

3	Scheduled Services	Medical		Nursing		Mental Health		Reentry Services		Dental/Oral Surgery		Specialty Clinic - On Island		Specialty Clinic - Off Island		Substance Use		Total	
	Service Outcomes	N	%	N	%	N	%	N	%	N	%	N	%	N	%	N	%	N	%
	Seen	66	67%	3284	62%	454	22%	151	37%	17	7%	9	7%	0	0%	230	60%	4211	48%
	Refused & Verified	29	29%	586	11%	8	0%	1	0%	2	1%	0	0%	0	0%	0	0%	626	7%
	Not Produced	3	3%	1439	27%	1558	75%	256	63%	232	92%	128	93%	36	100%	152	40%	3804	44%
	Rescheduled by CHS	1	1%	0	0%	64	3%	0	0%	0	0%	0	0%	0	0%	0	0%	65	1%
	Rescheduled by Hospital	N/A	N/A	N/A	N/A	N/A	N/A	N/A	N/A	N/A	N/A	N/A	N/A	0	0%	N/A	N/A	0	0%
	Total Scheduled Services	99	100%	5309	100%	2084	100%	408	100%	251	100%	137	100%	36	100%	382	100%	8706	100%

4	Outcome Metrics	Medical	Nursing	Mental Health	Reentry Services	Dental/Oral Surgery	Specialty Clinic - On Island	Specialty Clinic - Off Island	Substance Use	Total
4.1	Percent completed	96%	73%	22%	37%	8%	7%	0%	60%	56%

5	Unscheduled Services	N
5.1	Sick Call Completed	427

Correctional Health Services

IX. RMSC

1	CHS Intakes (New Jail Admission)	n
1.1	Completed CHS Intakes	83
1.2	Average time to completion once known to CHS (hours)	7.4

2	Referrals made to mental health services from Intake	n
2.1	Referrals made to mental health services from Intake	12
2.2	Referrals seen within 72 hours	11
2.3	% seen within 72 hours	92%

3	Scheduled Services	Medical		Nursing		Mental Health		Reentry Services		Dental/Oral Surgery		Specialty Clinic - On Island		Specialty Clinic - Off Island		Substance Use		Total	
	Service Outcomes	N	%	N	%	N	%	N	%	N	%	N	%	N	%	N	%	N	%
	Seen	537	79%	2097	74%	1111	86%	422	80%	100	53%	212	64%	1	14%	113	99%	4593	77%
	Refused & Verified	72	11%	246	9%	38	3%	24	5%	29	15%	33	10%	2	29%	0	0%	444	7%
	Not Produced	61	9%	464	16%	125	10%	84	16%	57	30%	67	20%	3	43%	1	1%	862	14%
	Rescheduled by CHS	11	2%	35	1%	25	2%	0	0%	2	1%	18	5%	1	14%	0	0%	92	2%
	Rescheduled by Hospital	N/A	N/A	N/A	N/A	N/A	N/A	N/A	N/A	N/A	N/A	N/A	N/A	0	0%	N/A	N/A	0	0%
	Total Scheduled Services	681	100%	2842	100%	1299	100%	530	100%	188	100%	330	100%	7	100%	114	100%	5991	100%

4	Outcome Metrics	Medical	Nursing	Mental Health	Reentry Services	Dental/Oral Surgery	Specialty Clinic - On Island	Specialty Clinic - Off Island	Substance Use	Total
4.1	Percent completed	89%	82%	88%	84%	69%	74%	43%	99%	84%

5	Unscheduled Services	N
5.1	Sick Call Completed	579

Correctional Health Services

X. RNDC

1	CHS Intakes (New Jail Admission)	n
1.1	Completed CHS Intakes	0
1.2	Average time to completion once known to CHS (hours)	0.0

2	Referrals made to mental health services from Intake	n
2.1	Referrals made to mental health services from Intake	0
2.2	Referrals seen within 72 hours	0
2.3	% seen within 72 hours	0%

3	Scheduled Services	Medical		Nursing		Mental Health		Reentry Services		Dental/Oral Surgery		Specialty Clinic - On Island		Specialty Clinic - Off Island		Substance Use		Total	
	Service Outcomes	N	%	N	%	N	%	N	%	N	%	N	%	N	%	N	%	N	%
	Seen	219	39%	1120	58%	455	18%	175	31%	28	8%	25	11%	7	11%	43	93%	2072	33%
	Refused & Verified	230	41%	29	2%	15	1%	22	4%	5	1%	5	2%	2	3%	0	0%	308	5%
	Not Produced	117	21%	773	40%	1331	54%	326	58%	115	33%	200	87%	47	75%	3	7%	2912	47%
	Rescheduled by CHS	0	0%	2	0%	659	27%	35	6%	205	58%	0	0%	4	6%	0	0%	905	15%
	Rescheduled by Hospital	N/A	N/A	N/A	N/A	N/A	N/A	N/A	N/A	N/A	N/A	N/A	N/A	3	5%	N/A	N/A	3	0%
	Total Scheduled Services	566	100%	1924	100%	2460	100%	558	100%	353	100%	230	100%	63	100%	46	100%	6200	100%

4	Outcome Metrics	Medical	Nursing	Mental Health	Reentry Services	Dental/Oral Surgery	Specialty Clinic - On Island	Specialty Clinic - Off Island	Substance Use	Total
4.1	Percent completed	79%	60%	19%	35%	9%	13%	14%	93%	38%

5	Unscheduled Services	N
5.1	Sick Call Completed	270

Correctional Health Services

XI. VCBC

1	CHS Intakes (New Jail Admission)	n
1.1	Completed CHS Intakes	0
1.2	Average time to completion once known to CHS (hours)	0.0

2	Referrals made to mental health services from Intake	n
2.1	Referrals made to mental health services from Intake	0
2.2	Referrals seen within 72 hours	0
2.3	% seen within 72 hours	0%

3	Scheduled Services	Medical		Nursing		Mental Health		Reentry Services		Dental/Oral Surgery		Specialty Clinic - On Island		Specialty Clinic - Off Island		Substance Use		Total	
	Service Outcomes	N	%	N	%	N	%	N	%	N	%	N	%	N	%	N	%	N	%
	Seen	91	48%	1057	64%	406	39%	183	55%	51	26%	69	28%	15	21%	6	100%	1878	50%
	Refused & Verified	65	34%	99	6%	4	0%	25	8%	12	6%	69	28%	4	6%	0	0%	278	7%
	Not Produced	34	18%	504	30%	560	54%	125	38%	135	68%	111	44%	42	60%	0	0%	1511	40%
	Rescheduled by CHS	1	1%	0	0%	59	6%	0	0%	0	0%	1	0%	6	9%	0	0%	67	2%
	Rescheduled by Hospital	N/A	N/A	N/A	N/A	N/A	N/A	N/A	N/A	N/A	N/A	N/A	N/A	3	4%	N/A	N/A	3	0%
	Total Scheduled Services	191	100%	1660	100%	1029	100%	333	100%	198	100%	250	100%	70	100%	6	100%	3737	100%

4	Outcome Metrics	Medical	Nursing	Mental Health	Reentry Services	Dental/Oral Surgery	Specialty Clinic - On Island	Specialty Clinic - Off Island	Substance Use	Total
4.1	Percent completed	82%	70%	40%	62%	32%	55%	27%	100%	58%

5	Unscheduled Services	N
5.1	Sick Call Completed	450

Correctional Health Services

XII. WF

1	CHS Intakes (New Jail Admission)	n
1.1	Completed CHS Intakes	5
1.2	Average time to completion once known to CHS (hours)	0.0

2	Referrals made to mental health services from Intake	n
2.1	Referrals made to mental health services from Intake	3
2.2	Referrals seen within 72 hours	0
2.3	% seen within 72 hours	0%

3	Scheduled Services	Medical		Nursing		Mental Health		Reentry Services		Dental/Oral Surgery		Specialty Clinic - On Island		Specialty Clinic - Off Island		Substance Use		Total	
	Service Outcomes	N	%	N	%	N	%	N	%	N	%	N	%	N	%	N	%	N	%
	Seen	261	96%	1451	68%	178	54%	39	62%	0	0%	26	63%	2	8%	6	100%	1963	69%
	Refused & Verified	9	3%	372	18%	14	4%	5	8%	0	0%	0	0%	3	12%	0	0%	403	14%
	Not Produced	3	1%	296	14%	93	28%	18	29%	5	100%	14	34%	17	65%	0	0%	446	16%
	Rescheduled by CHS	0	0%	0	0%	47	14%	1	2%	0	0%	1	2%	4	15%	0	0%	53	2%
	Rescheduled by Hospital	N/A	N/A	N/A	N/A	N/A	N/A	N/A	N/A	N/A	N/A	N/A	N/A	0	0%	N/A	N/A	0	0%
	Total Scheduled Services	273	100%	2119	100%	332	100%	63	100%	5	100%	41	100%	26	100%	6	100%	2865	100%

4	Outcome Metrics	Medical	Nursing	Mental Health	Reentry Services	Dental/Oral Surgery	Specialty Clinic - On Island	Specialty Clinic - Off Island	Substance Use	Total
4.1	Percent completed	99%	86%	58%	70%	0%	63%	19%	100%	83%

5	Unscheduled Services	N
5.1	Sick Call Completed	181

CHS Access Trend: July 2021 to September 2021

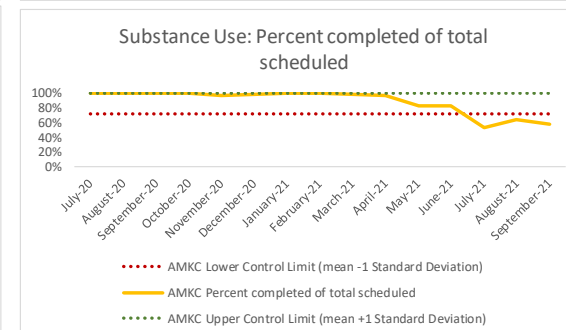
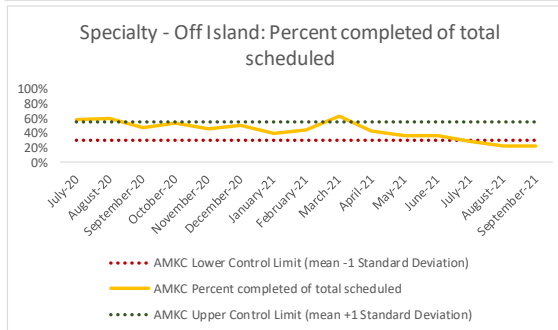
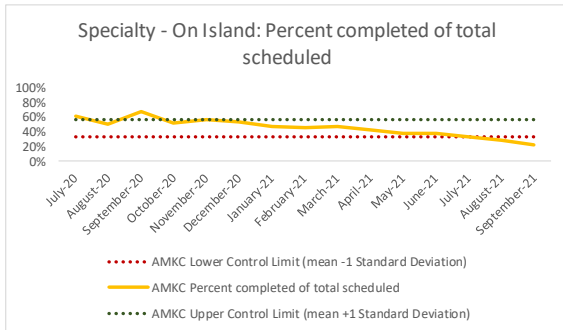
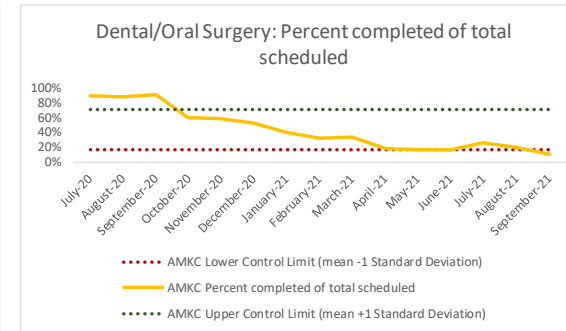
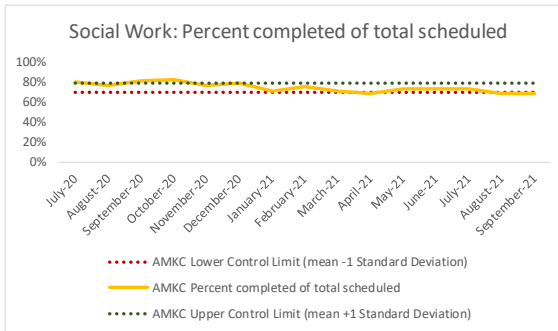
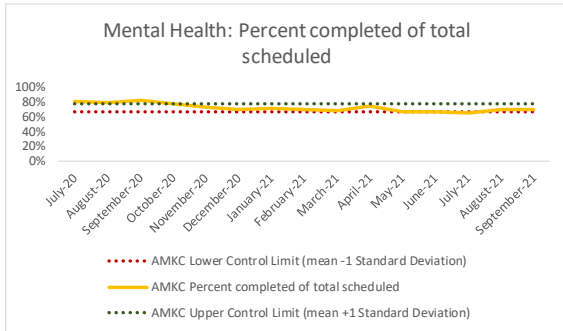
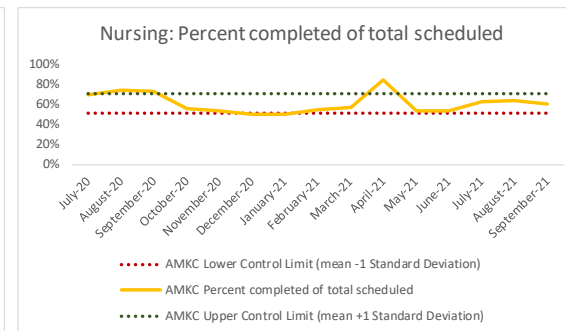
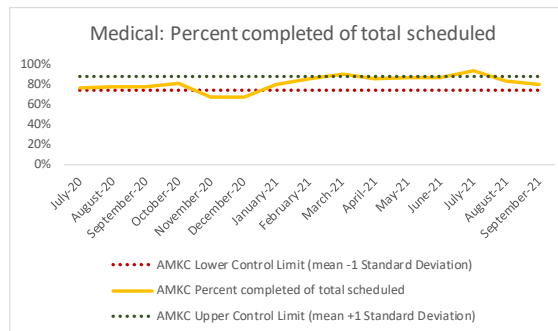
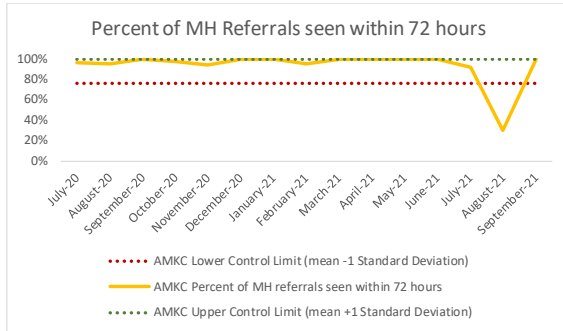
Version: 11/04/2021

I. Table of Contents

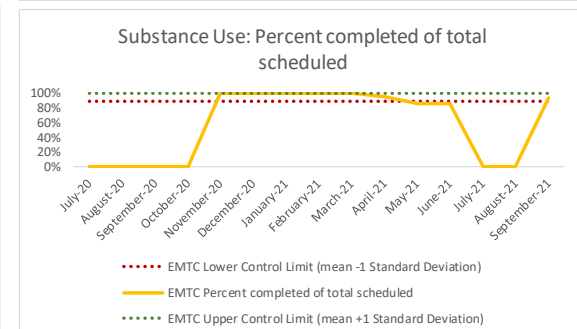
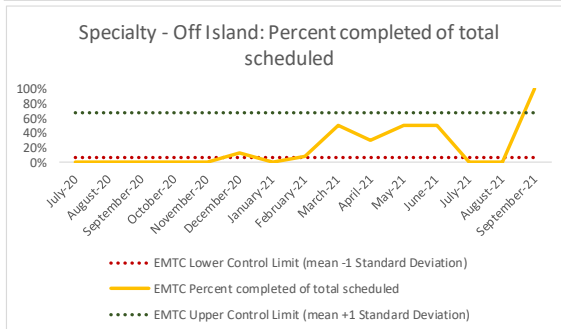
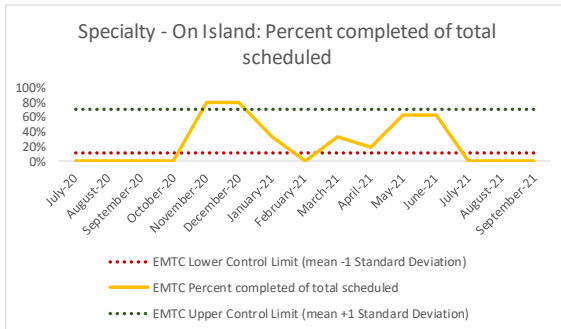
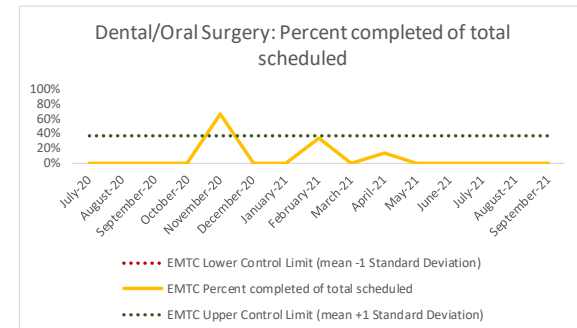
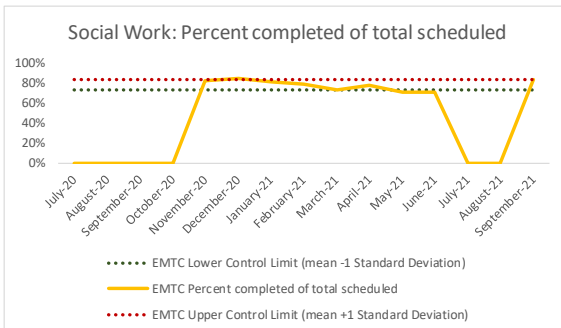
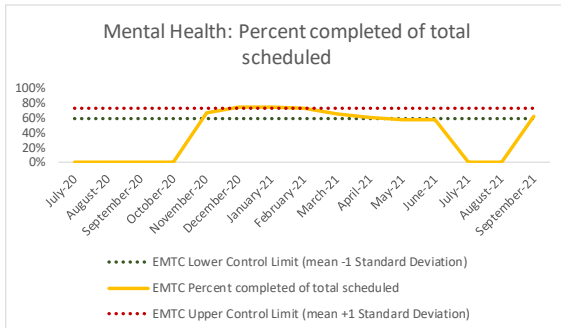
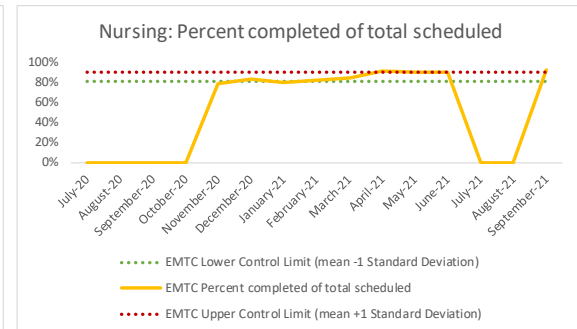
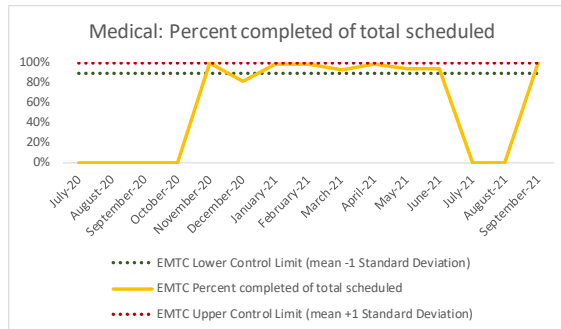
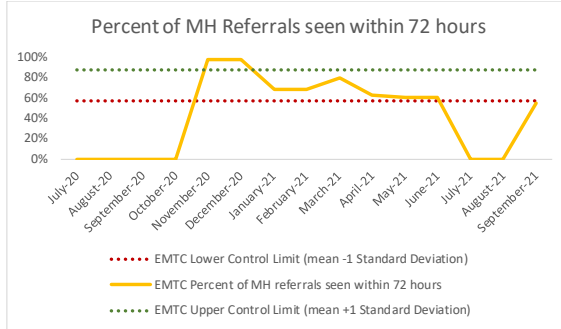
Contents

I. Table of Contents.....	2
II. AMKC.....	3
III. EMTC.....	4
IV. GRVC.....	5
VI. NIC.....	6
VII. OBCC.....	7
VIII. RMSC.....	8
IX. RNDC.....	9
X. VCBC.....	10
XI. WF.....	11

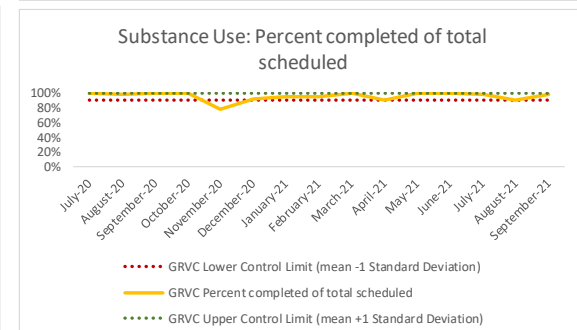
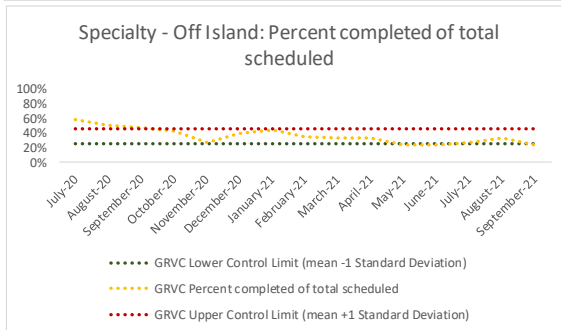
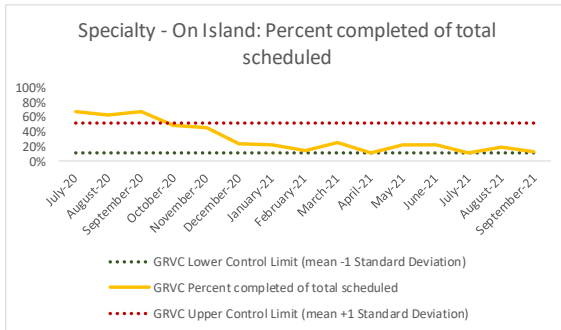
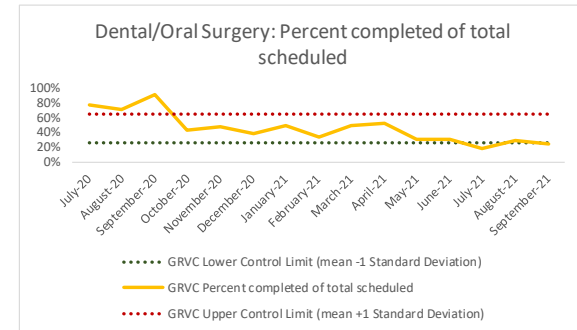
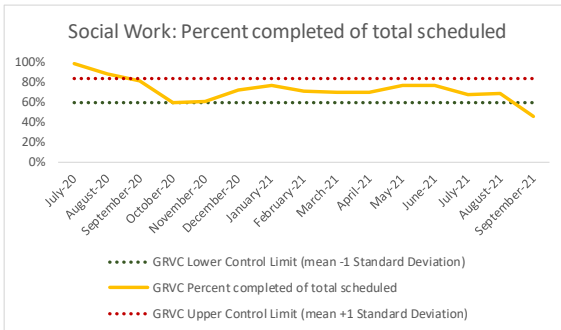
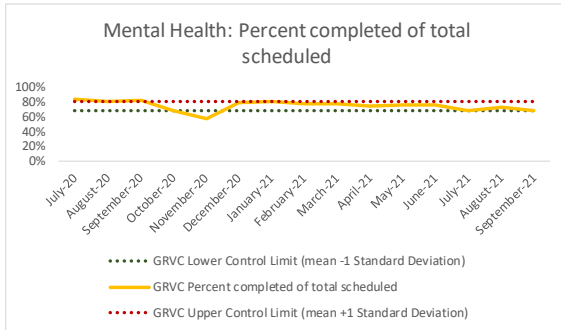
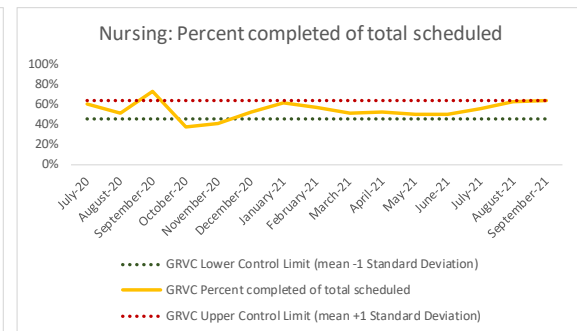
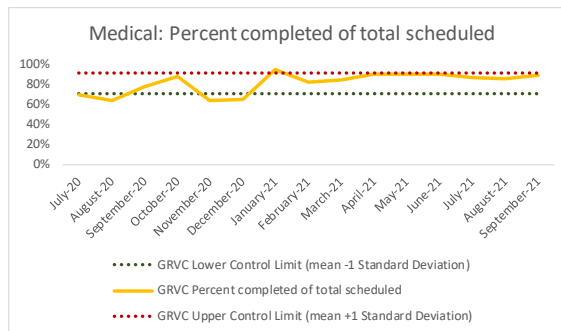
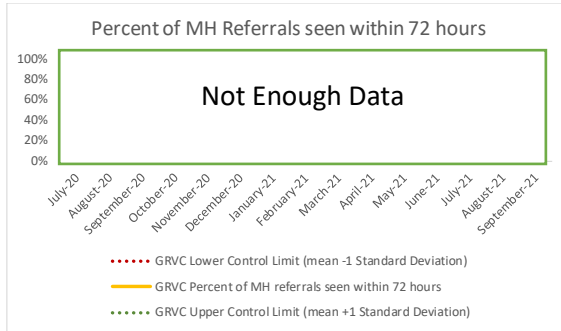
II. AMKC



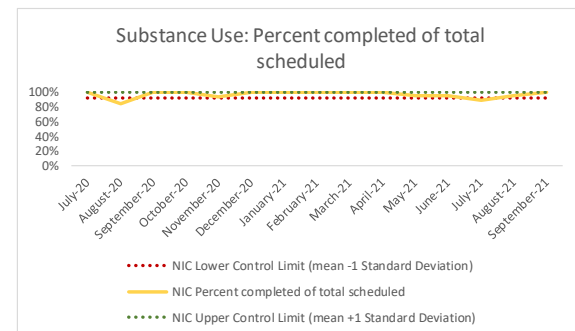
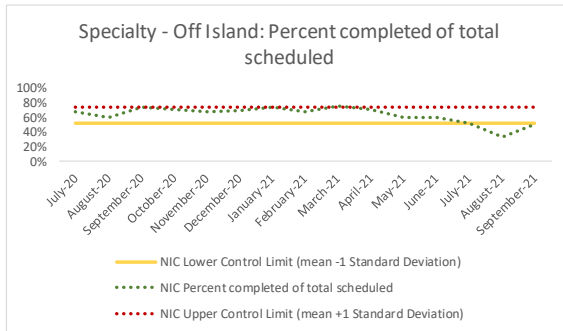
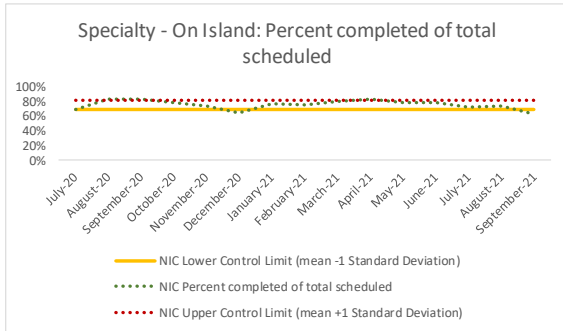
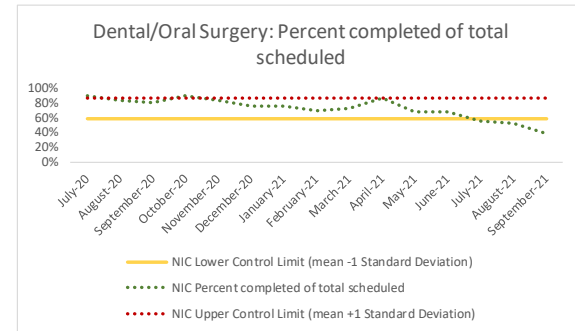
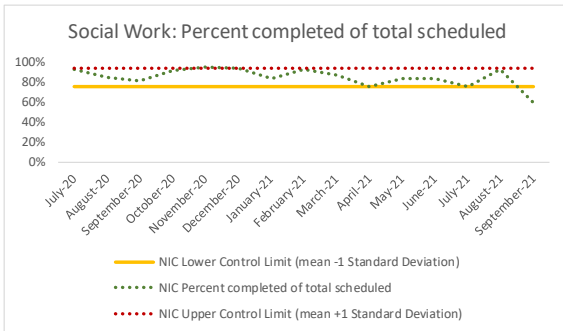
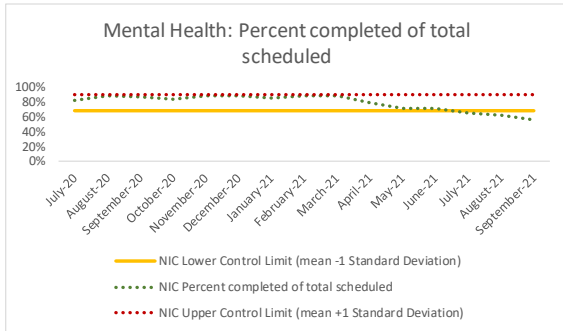
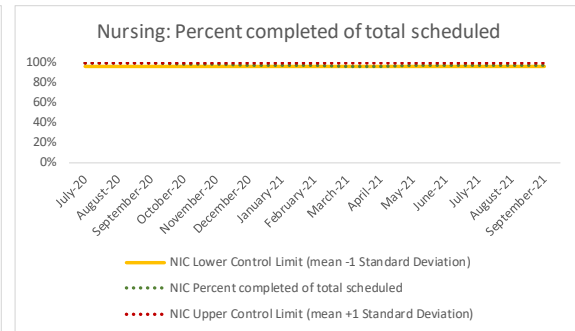
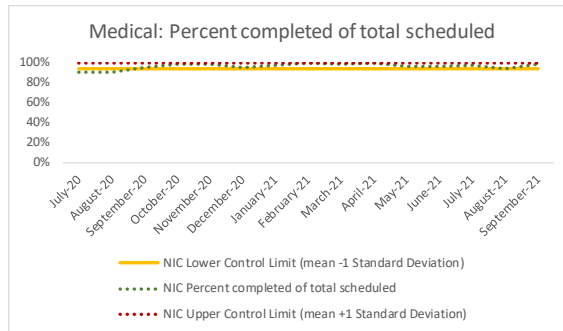
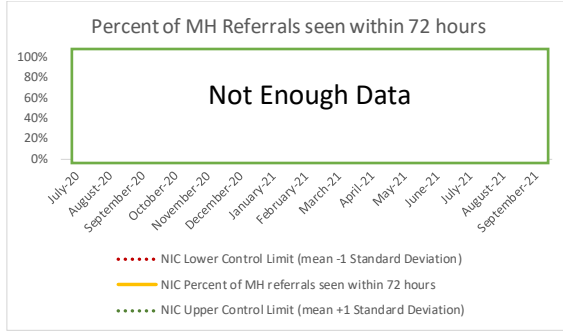
III. EMTC



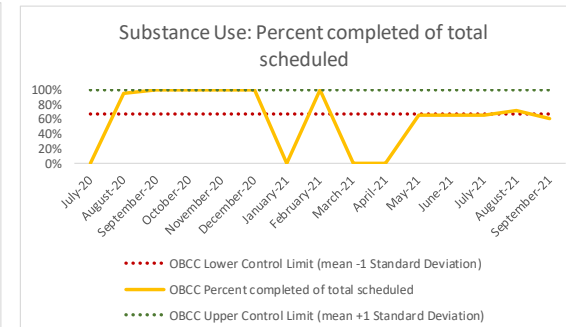
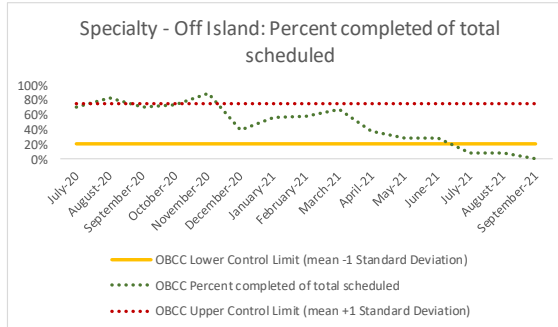
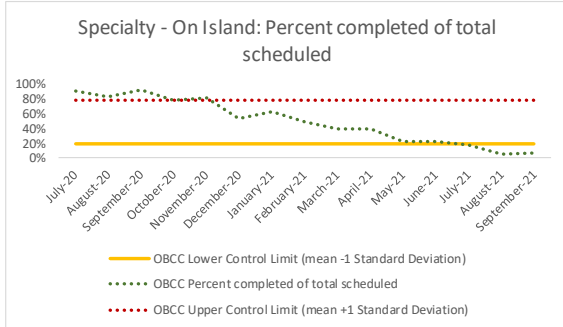
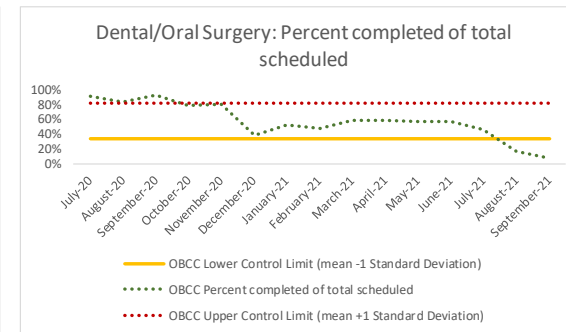
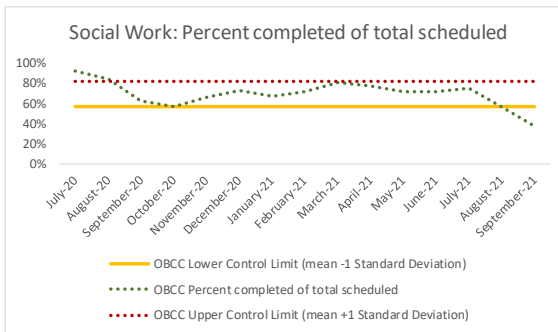
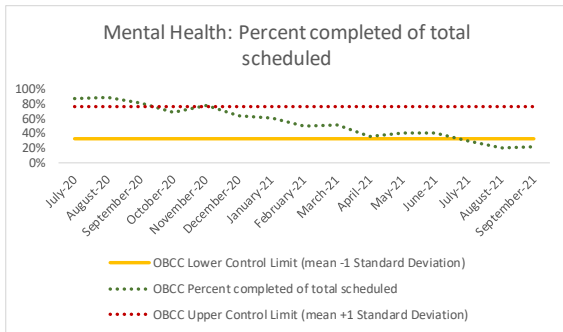
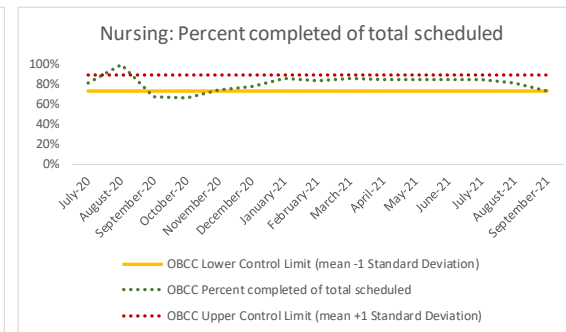
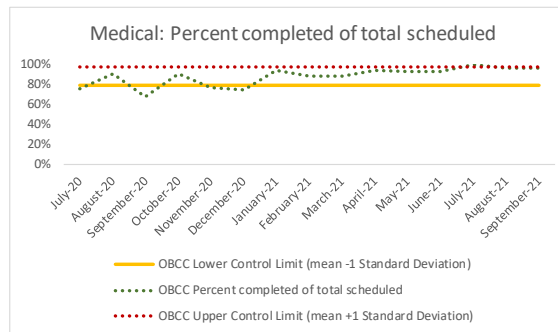
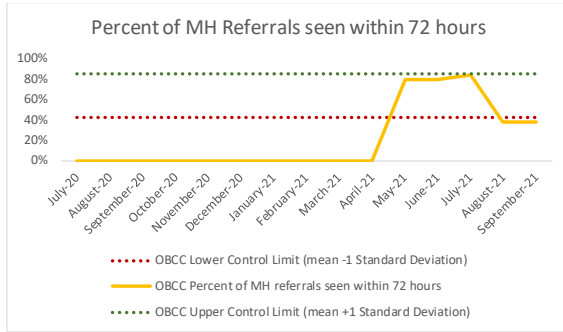
IV. GRVC



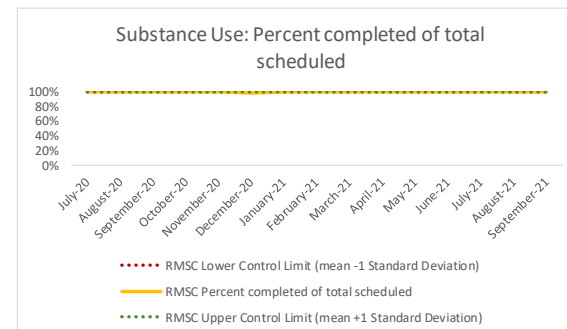
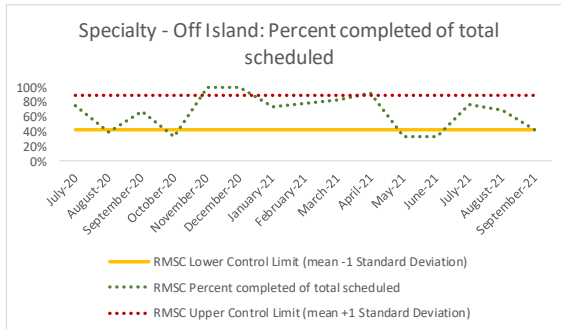
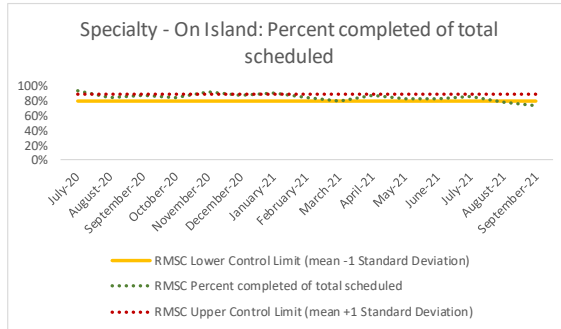
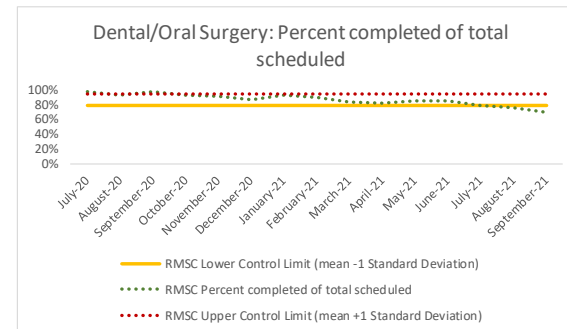
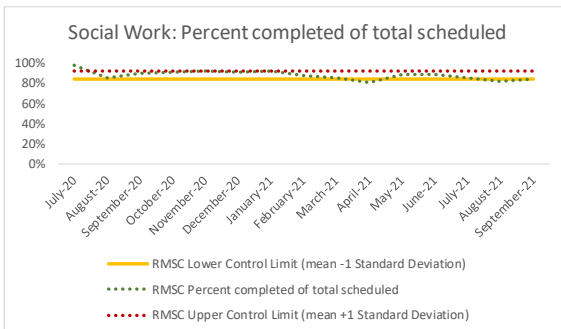
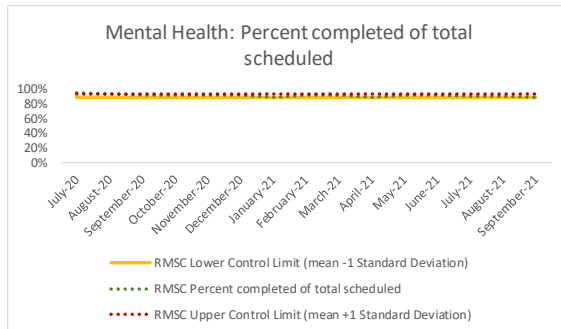
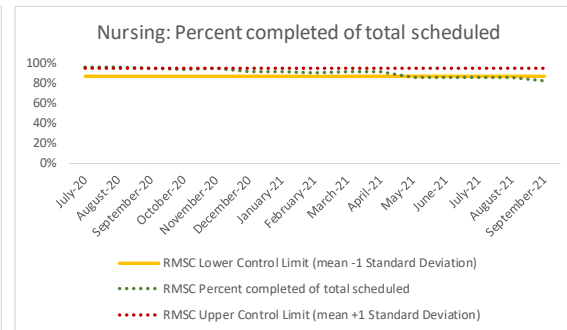
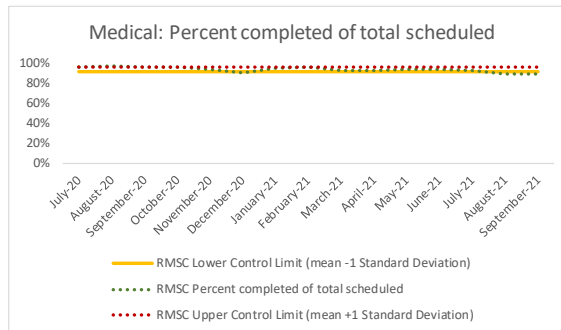
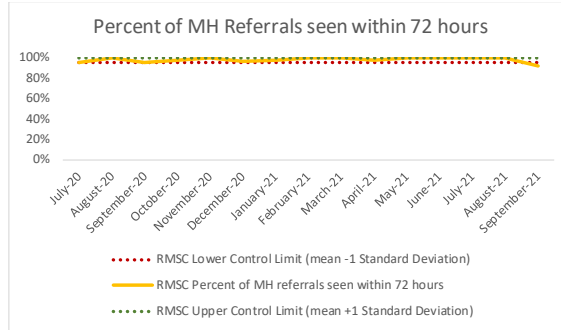
V. NIC



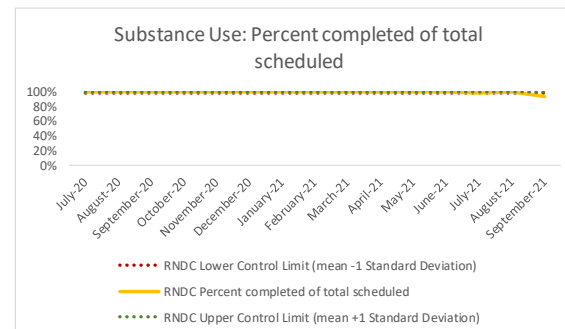
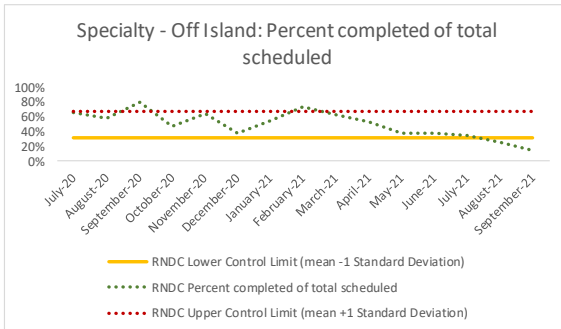
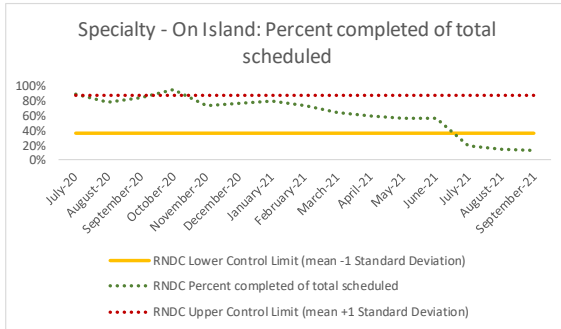
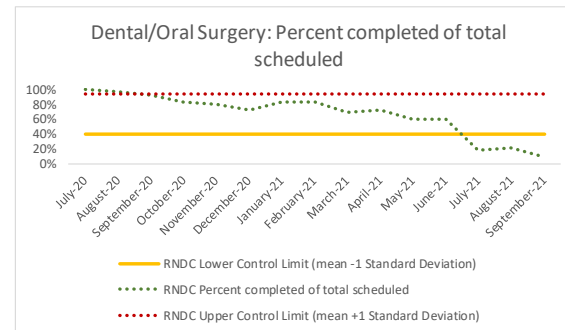
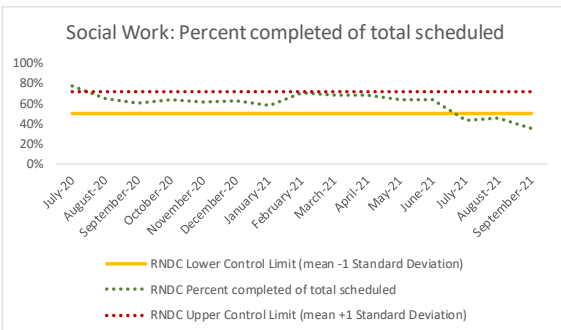
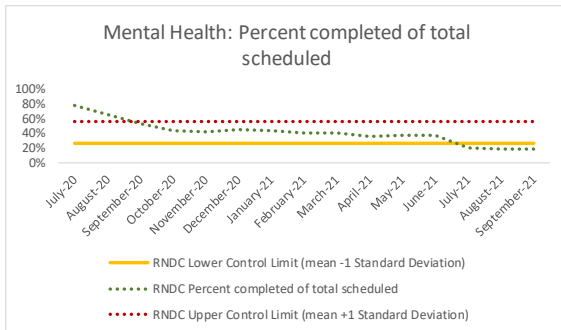
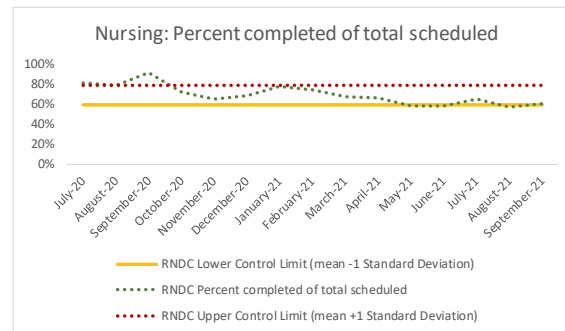
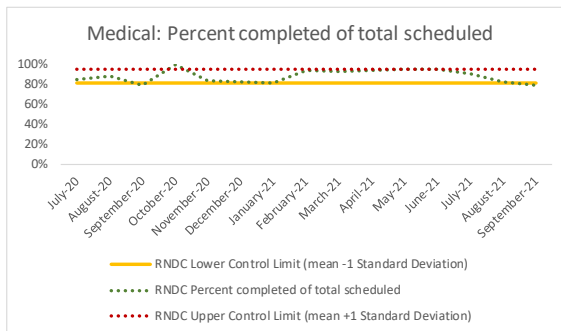
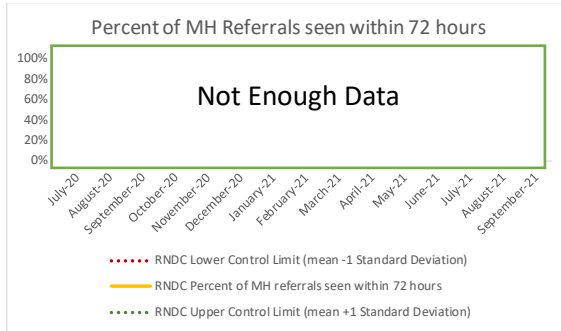
VI. OBCC



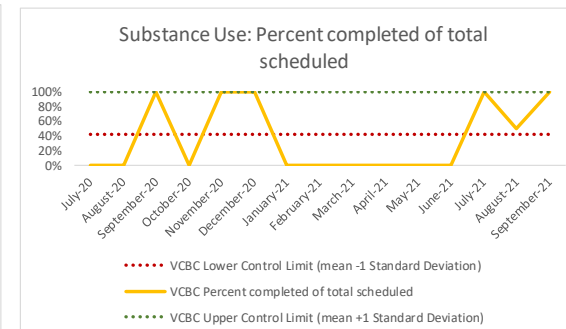
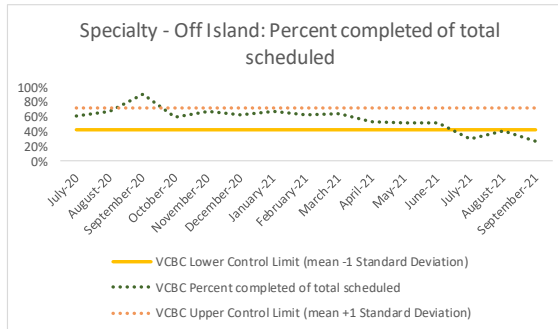
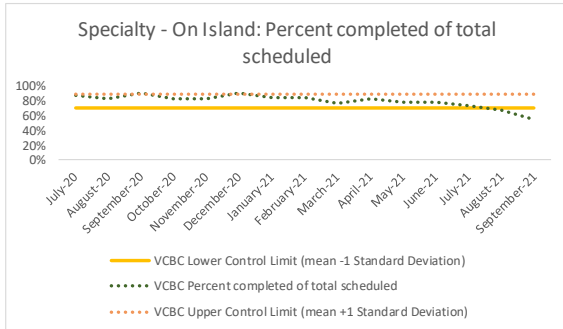
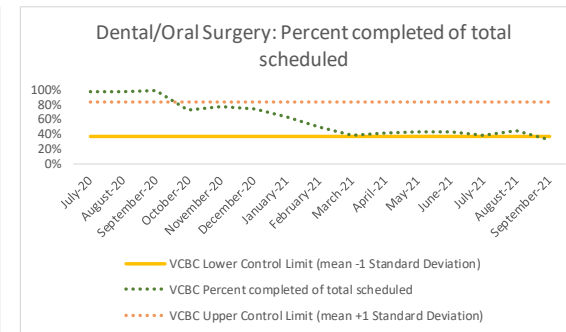
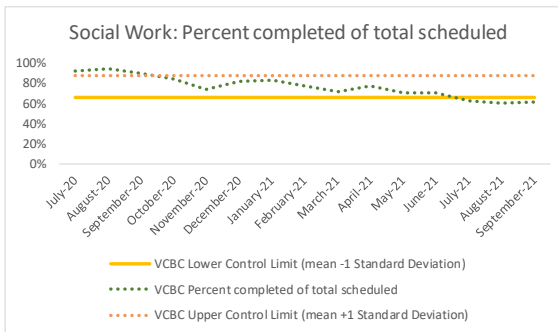
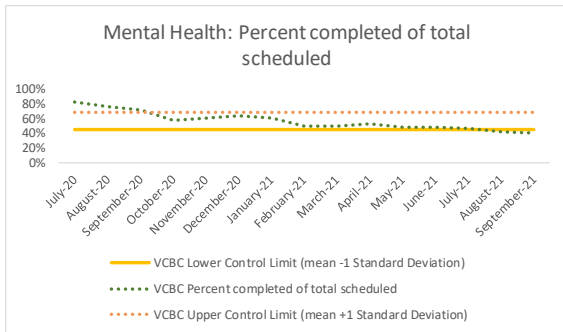
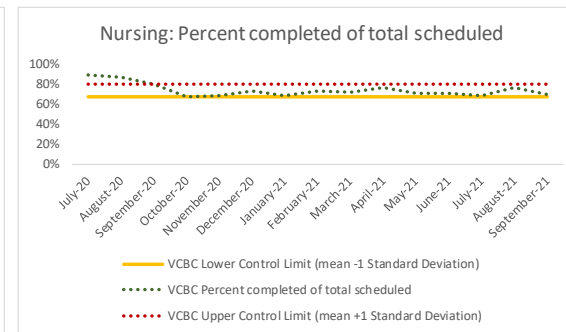
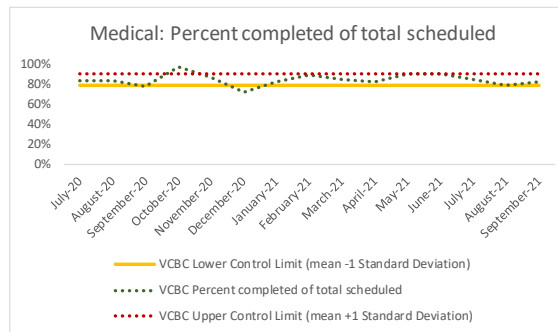
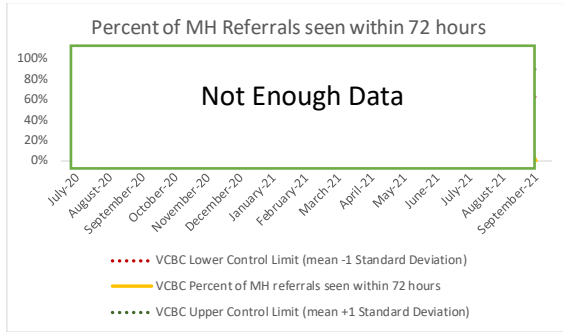
VII. RMSC



VIII. RNDC



IX. VCBC



X. WF

