

## CHS Access Report: April 2021

Version: 8/31/2021

## I. Table of Contents

### Contents

I. Table of Contents.....	2
II. Data Dictionary .....	3
III. Summary Data.....	4
IV. AMKC.....	5
V. EMTC.....	6
VI. GRVC .....	7
VII. MDC.....	8
VIII. NIC.....	9
IX. OBCC .....	10
X. RMSC.....	11
XI. RNDC .....	12
XII. VCBC.....	13
XIII. WF .....	14

## II. Data Dictionary

1	CHS Intakes (New Jail Admissions)	Definition
1.1	Completed CHS Intakes	Number of new jail admission intake encounters completed by CHS providers
1.2	Average time to completion once known to CHS (hours)	Number of hours between check-in by DOC and check-out by CHS for completed intake encounters (1.1)

2	Referrals made to mental health service	Definition
2.1	Referrals made to mental health service	All book and cases with an initial referral to mental health in reporting month. Facility-specific reports reference the housing facility at the time of the mental health referral was made.
2.2	Referrals seen within 72 hours	For all book and cases where an initial referral to mental health occurs in reporting month (2.1), total number of book and cases who had a mental health intake or psychiatric assessment where encounter date was <=72 hours from referral date.
2.3	Percent seen within 72 hours	2.2 divided by 2.1

3	Scheduled services by discipline with outcomes	Definition
		-Shows direct, scheduled service encounters, total overall and by discipline, and disaggregates by outcome category recorded (N, %). Excludes encounters scheduled for discharged patients.  -Specialty Clinic-On-Island encounters are for the following specialties: Audiology, Cardiology, Dermatology, Dialysis, ENT, Gynecology, Hand Specialist, ID Specialist, Nephrology, Neurology, Optometry, Orthopedic, Podiatry, Post Partum, Pre-Natal, Rehab Physical Therapy, Reproduction, Surgery  -Specialty Clinic-Off-Island encounters are for the following specialties: Audiology, Breast, Cardiology, Cardiovascular, Chest, Dermatology, Endocrinology, ENT, Gastroenterology, General Surgery, Gynecology, Hand, Hematology, ID/Virology, Neurosurgery, Oncology, Ophthalmology, Oral Surgery, Orthopedic, Pain Management, Plastic Surgery, Podiatry, Renal, Rheumatology, Trauma, Urology, Vascular

4	Outcome Metrics	Definition
4.1	Percent completed	Sum of scheduled service outcomes "Seen" and "Refused & Verified" divided by "Total Scheduled Services"

5	Unscheduled Services	Definition
5.1	Sick call completed	Number of sick call encounters completed by CHS

### III. Summary Data

<b>1</b>	<b>CHS Intakes (New Jail Admission)</b>	<b>n</b>
1.1	Completed CHS Intakes	1103
1.2	Average time to completion once known to CHS (hours)	4.3

<b>2</b>	<b>Referrals made to mental health services from Intake</b>	<b>n</b>
2.1	Referrals made to mental health services from Intake	316
2.2	Referrals seen within 72 hours	220
2.3	% seen within 72 hours	70%

3	Scheduled Services	Medical		Nursing		Mental Health		Reentry Services		Dental/Oral Surgery		Specialty Clinic - On Island		Specialty Clinic - Off Island		Substance Use		Total	
	Service Outcomes	N	%	N	%	N	%	N	%	N	%	N	%	N	%	N	%	N	%
	Seen	2194	68%	20524	62%	9070	62%	3180	55%	651	34%	1015	41%	214	36%	1169	96%	38017	61%
	Refused & Verified	837	26%	4830	15%	154	1%	980	17%	216	11%	360	14%	85	14%	1	0%	7463	12%
	Not Produced	193	6%	7604	23%	4152	28%	1550	27%	1049	55%	1105	44%	238	40%	47	4%	15938	25%
	Rescheduled by CHS	16	0%	14	0%	1227	8%	39	1%	6	0%	24	1%	18	3%	0	0%	1344	2%
	Rescheduled by Hospital	N/A	N/A	N/A	N/A	N/A	N/A	N/A	N/A	N/A	N/A	N/A	N/A	40	7%	N/A	N/A	40	0%
	<b>Total Scheduled Services</b>	<b>3240</b>	<b>100%</b>	<b>32972</b>	<b>100%</b>	<b>14603</b>	<b>100%</b>	<b>5749</b>	<b>100%</b>	<b>1922</b>	<b>100%</b>	<b>2504</b>	<b>100%</b>	<b>595</b>	<b>100%</b>	<b>1217</b>	<b>100%</b>	<b>62802</b>	<b>100%</b>

4	Outcome Metrics	Medical	Nursing	Mental Health	Reentry Services	Dental/Oral Surgery	Specialty Clinic - On Island	Specialty Clinic - Off Island	Substance Use	Total
4.1	Percent completed	94%	77%	63%	72%	45%	55%	50%	96%	72%

<b>5</b>	<b>Unscheduled Services</b>	<b>N</b>
5.1	Sick Call Completed	4796

# Correctional Health Services

## IV. AMKC

<b>1</b>	<b>CHS Intakes (New Jail Admission)</b>	<b>n</b>
<b>1.1</b>	Completed CHS Intakes	21
<b>1.2</b>	Average time to completion once known to CHS (hours)	4.2

<b>2</b>	<b>Referrals made to mental health services from Intake</b>	<b>n</b>
<b>2.1</b>	Referrals made to mental health services from Intake	8
<b>2.2</b>	Referrals seen within 72 hours	8
<b>2.3</b>	% seen within 72 hours	100%

3	Scheduled Services	Medical		Nursing		Mental Health		Reentry Services		Dental/Oral Surgery		Specialty Clinic - On Island		Specialty Clinic - Off Island		Substance Use		Total	
	Service Outcomes	N	%	N	%	N	%	N	%	N	%	N	%	N	%	N	%	N	%
	Seen	215	64%	3927	48%	3161	74%	1104	52%	103	14%	215	34%	63	30%	575	97%	9363	55%
	Refused & Verified	75	22%	451	6%	13	0%	340	16%	26	4%	51	8%	23	11%	0	0%	979	6%
	Not Produced	48	14%	3730	46%	926	22%	686	32%	607	82%	367	58%	108	52%	18	3%	6490	38%
	Rescheduled by CHS	0	0%	4	0%	152	4%	4	0%	0	0%	0	0%	3	1%	0	0%	163	1%
	Rescheduled by Hospital	N/A	N/A	N/A	N/A	N/A	N/A	N/A	N/A	N/A	N/A	N/A	N/A	10	5%	N/A	N/A	10	0%
	<b>Total Scheduled Services</b>	<b>338</b>	<b>100%</b>	<b>8112</b>	<b>100%</b>	<b>4252</b>	<b>100%</b>	<b>2134</b>	<b>100%</b>	<b>736</b>	<b>100%</b>	<b>633</b>	<b>100%</b>	<b>207</b>	<b>100%</b>	<b>593</b>	<b>100%</b>	<b>17005</b>	<b>100%</b>

4	Outcome Metrics	Medical	Nursing	Mental Health	Reentry Services	Dental/Oral Surgery	Specialty Clinic - On Island	Specialty Clinic - Off Island	Substance Use	Total
<b>4.1</b>	Percent completed	86%	54%	75%	68%	18%	42%	42%	97%	61%

<b>5</b>	<b>Unscheduled Services</b>	<b>N</b>
<b>5.1</b>	Sick Call Completed	1035

# Correctional Health Services

## V. EMTC

<b>1</b>	<b>CHS Intakes (New Jail Admission)</b>	<b>n</b>
1.1	Completed CHS Intakes	985
1.2	Average time to completion once known to CHS (hours)	3.8

<b>2</b>	<b>Referrals made to mental health services from Intake</b>	<b>n</b>
2.1	Referrals made to mental health services from Intake	253
2.2	Referrals seen within 72 hours	160
2.3	% seen within 72 hours	63%

3	Scheduled Services	Medical		Nursing		Mental Health		Reentry Services		Dental/Oral Surgery		Specialty Clinic - On Island		Specialty Clinic - Off Island		Substance Use		Total	
	Service Outcomes	N	%	N	%	N	%	N	%	N	%	N	%	N	%	N	%	N	%
	Seen	138	60%	2407	60%	789	59%	576	49%	1	14%	6	19%	3	30%	301	94%	4221	60%
	Refused & Verified	88	38%	1217	31%	19	1%	338	29%	0	0%	0	0%	0	0%	1	0%	1663	23%
	Not Produced	3	1%	363	9%	418	31%	255	22%	6	86%	25	81%	6	60%	19	6%	1095	15%
	Rescheduled by CHS	1	0%	1	0%	109	8%	0	0%	0	0%	0	0%	1	10%	0	0%	112	2%
	Rescheduled by Hospital	N/A	N/A	N/A	N/A	N/A	N/A	N/A	N/A	N/A	N/A	N/A	N/A	0	0%	N/A	N/A	0	0%
	<b>Total Scheduled Services</b>	<b>230</b>	<b>100%</b>	<b>3988</b>	<b>100%</b>	<b>1335</b>	<b>100%</b>	<b>1169</b>	<b>100%</b>	<b>7</b>	<b>100%</b>	<b>31</b>	<b>100%</b>	<b>10</b>	<b>100%</b>	<b>321</b>	<b>100%</b>	<b>7091</b>	<b>100%</b>

4	Outcome Metrics	Medical	Nursing	Mental Health	Reentry Services	Dental/Oral Surgery	Specialty Clinic - On Island	Specialty Clinic - Off Island	Substance Use	Total
4.1	Percent completed	98%	91%	61%	78%	14%	19%	30%	94%	83%

<b>5</b>	<b>Unscheduled Services</b>	<b>N</b>
5.1	Sick Call Completed	533

# Correctional Health Services

## VI. GRVC

<b>1</b>	<b>CHS Intakes (New Jail Admission)</b>	<b>n</b>
1.1	Completed CHS Intakes	0
1.2	Average time to completion once known to CHS (hours)	0.0

<b>2</b>	<b>Referrals made to mental health services from Intake</b>	<b>n</b>
2.1	Referrals made to mental health services from Intake	0
2.2	Referrals seen within 72 hours	0
2.3	% seen within 72 hours	

3	Scheduled Services	Medical		Nursing		Mental Health		Reentry Services		Dental/Oral Surgery		Specialty Clinic - On Island		Specialty Clinic - Off Island		Substance Use		Total	
	Service Outcomes	N	%	N	%	N	%	N	%	N	%	N	%	N	%	N	%	N	%
	Seen	84	36%	1648	42%	1683	74%	391	65%	67	30%	43	12%	19	33%	79	90%	4014	52%
	Refused & Verified	127	55%	405	10%	7	0%	30	5%	48	22%	3	1%	0	0%	0	0%	620	8%
	Not Produced	20	9%	1835	47%	415	18%	174	29%	107	48%	327	88%	33	57%	9	10%	2920	38%
	Rescheduled by CHS	0	0%	3	0%	164	7%	9	1%	0	0%	0	0%	3	5%	0	0%	179	2%
	Rescheduled by Hospital	N/A	N/A	N/A	N/A	N/A	N/A	N/A	N/A	N/A	N/A	N/A	N/A	3	5%	N/A	N/A	3	0%
	<b>Total Scheduled Services</b>	<b>231</b>	<b>100%</b>	<b>3891</b>	<b>100%</b>	<b>2269</b>	<b>100%</b>	<b>604</b>	<b>100%</b>	<b>222</b>	<b>100%</b>	<b>373</b>	<b>100%</b>	<b>58</b>	<b>100%</b>	<b>88</b>	<b>100%</b>	<b>7736</b>	<b>100%</b>

4	Outcome Metrics	Medical	Nursing	Mental Health	Reentry Services	Dental/Oral Surgery	Specialty Clinic - On Island	Specialty Clinic - Off Island	Substance Use	Total
4.1	Percent completed	91%	53%	74%	70%	52%	12%	33%	90%	60%

<b>5</b>	<b>Unscheduled Services</b>	<b>N</b>
5.1	Sick Call Completed	901

## VII. MDC

<b>1</b>	<b>CHS Intakes (New Jail Admission)</b>	<b>n</b>
1.1	Completed CHS Intakes	0
1.2	Average time to completion once known to CHS (hours)	0.0

<b>2</b>	<b>Referrals made to mental health services from Intake</b>	<b>n</b>
2.1	Referrals made to mental health services from Intake	0
2.2	Referrals seen within 72 hours	0
2.3	% seen within 72 hours	

3	Scheduled Services	Medical		Nursing		Mental Health		Reentry Services		Dental/Oral Surgery		Specialty Clinic - On Island		Specialty Clinic - Off Island		Substance Use		Total	
	Service Outcomes	N	%	N	%	N	%	N	%	N	%	N	%	N	%	N	%	N	%
	Seen	0		1	100%	1	100%	0		0		0		0		0		2	100%
	Refused & Verified	0		0	0%	0	0%	0		0		0		0		0		0	0%
	Not Produced	0		0	0%	0	0%	0		0		0		0		0		0	0%
	Rescheduled by CHS	0		0	0%	0	0%	0		0		0		0		0		0	0%
	Rescheduled by Hospital	N/A	N/A	N/A	N/A	N/A	N/A	N/A	N/A	N/A	N/A	N/A	N/A	0		N/A	N/A	0	0%
	<b>Total Scheduled Services</b>	<b>0</b>	<b>0%</b>	<b>1</b>	<b>100%</b>	<b>1</b>	<b>100%</b>	<b>0</b>	<b>0%</b>	<b>0</b>	<b>0%</b>	<b>0</b>	<b>0%</b>	<b>0</b>	<b>0%</b>	<b>0</b>	<b>0%</b>	<b>2</b>	<b>100%</b>

4	Outcome Metrics	Medical	Nursing	Mental Health	Reentry Services	Dental/Oral Surgery	Specialty Clinic - On Island	Specialty Clinic - Off Island	Substance Use	Total
4.1	Percent completed		100%	100%						100%

<b>5</b>	<b>Unscheduled Services</b>	<b>N</b>
5.1	Sick Call Completed	34



# Correctional Health Services

## VIII. NIC

<b>1</b>	<b>CHS Intakes (New Jail Admission)</b>	<b>n</b>
1.1	Completed CHS Intakes	1
1.2	Average time to completion once known to CHS (hours)	0.0

<b>2</b>	<b>Referrals made to mental health services from Intake</b>	<b>n</b>
2.1	Referrals made to mental health services from Intake	0
2.2	Referrals seen within 72 hours	0
2.3	% seen within 72 hours	

3	Scheduled Services	Medical		Nursing		Mental Health		Reentry Services		Dental/Oral Surgery		Specialty Clinic - On Island		Specialty Clinic - Off Island		Substance Use		Total	
	Service Outcomes	N	%	N	%	N	%	N	%	N	%	N	%	N	%	N	%	N	%
	Seen	163	81%	5129	79%	391	77%	77	56%	32	35%	238	67%	53	49%	11	100%	6094	77%
	Refused & Verified	37	18%	1116	17%	8	2%	26	19%	46	51%	56	16%	24	22%	0	0%	1313	17%
	Not Produced	1	0%	277	4%	102	20%	24	17%	13	14%	53	15%	17	16%	0	0%	487	6%
	Rescheduled by CHS	0	0%	1	0%	4	1%	11	8%	0	0%	9	3%	4	4%	0	0%	29	0%
	Rescheduled by Hospital	N/A	N/A	N/A	N/A	N/A	N/A	N/A	N/A	N/A	N/A	N/A	N/A	11	10%	N/A	N/A	11	0%
	<b>Total Scheduled Services</b>	<b>201</b>	<b>100%</b>	<b>6523</b>	<b>100%</b>	<b>505</b>	<b>100%</b>	<b>138</b>	<b>100%</b>	<b>91</b>	<b>100%</b>	<b>356</b>	<b>100%</b>	<b>109</b>	<b>100%</b>	<b>11</b>	<b>100%</b>	<b>7934</b>	<b>100%</b>

4	Outcome Metrics	Medical	Nursing	Mental Health	Reentry Services	Dental/Oral Surgery	Specialty Clinic - On Island	Specialty Clinic - Off Island	Substance Use	Total
4.1	Percent completed	100%	96%	79%	75%	86%	83%	71%	100%	93%

<b>5</b>	<b>Unscheduled Services</b>	<b>N</b>
5.1	Sick Call Completed	412

# Correctional Health Services

## IX. OBCC

<b>1</b>	<b>CHS Intakes (New Jail Admission)</b>	<b>n</b>
1.1	Completed CHS Intakes	0
1.2	Average time to completion once known to CHS (hours)	0.0

<b>2</b>	<b>Referrals made to mental health services from Intake</b>	<b>n</b>
2.1	Referrals made to mental health services from Intake	0
2.2	Referrals seen within 72 hours	0
2.3	% seen within 72 hours	

3	Scheduled Services	Medical		Nursing		Mental Health		Reentry Services		Dental/Oral Surgery		Specialty Clinic - On Island		Specialty Clinic - Off Island		Substance Use		Total	
	Service Outcomes	N	%	N	%	N	%	N	%	N	%	N	%	N	%	N	%	N	%
	Seen	200	73%	1453	70%	619	35%	157	58%	122	49%	81	32%	20	34%	0		2652	53%
	Refused & Verified	57	21%	320	15%	12	1%	55	20%	25	10%	18	7%	2	3%	0		489	10%
	Not Produced	17	6%	315	15%	860	49%	60	22%	104	41%	152	60%	28	48%	0		1536	31%
	Rescheduled by CHS	0	0%	0	0%	282	16%	0	0%	0	0%	4	2%	3	5%	0		289	6%
	Rescheduled by Hospital	N/A	N/A	N/A	N/A	N/A	N/A	N/A	N/A	N/A	N/A	N/A	N/A	5	9%	N/A	N/A	5	0%
	<b>Total Scheduled Services</b>	<b>274</b>	<b>100%</b>	<b>2088</b>	<b>100%</b>	<b>1773</b>	<b>100%</b>	<b>272</b>	<b>100%</b>	<b>251</b>	<b>100%</b>	<b>255</b>	<b>100%</b>	<b>58</b>	<b>100%</b>	<b>0</b>	<b>0%</b>	<b>4971</b>	<b>100%</b>

4	Outcome Metrics	Medical	Nursing	Mental Health	Reentry Services	Dental/Oral Surgery	Specialty Clinic - On Island	Specialty Clinic - Off Island	Substance Use	Total
4.1	Percent completed	94%	85%	36%	78%	59%	39%	38%		63%

<b>5</b>	<b>Unscheduled Services</b>	<b>N</b>
5.1	Sick Call Completed	378

# Correctional Health Services

## X. RMSC

<b>1</b>	<b>CHS Intakes (New Jail Admission)</b>	<b>n</b>
1.1	Completed CHS Intakes	89
1.2	Average time to completion once known to CHS (hours)	10.5

<b>2</b>	<b>Referrals made to mental health services from Intake</b>	<b>n</b>
2.1	Referrals made to mental health services from Intake	52
2.2	Referrals seen within 72 hours	51
2.3	% seen within 72 hours	98%

3	Scheduled Services	Medical		Nursing		Mental Health		Reentry Services		Dental/Oral Surgery		Specialty Clinic - On Island		Specialty Clinic - Off Island		Substance Use		Total	
	Service Outcomes	N	%	N	%	N	%	N	%	N	%	N	%	N	%	N	%	N	%
	Seen	901	85%	1710	80%	1048	85%	383	74%	114	68%	268	75%	12	50%	120	99%	4556	81%
	Refused & Verified	91	9%	251	12%	35	3%	36	7%	23	14%	44	12%	10	42%	0	0%	490	9%
	Not Produced	54	5%	182	8%	133	11%	96	18%	29	17%	37	10%	2	8%	1	1%	534	9%
	Rescheduled by CHS	15	1%	3	0%	14	1%	4	1%	1	1%	9	3%	0	0%	0	0%	46	1%
	Rescheduled by Hospital	N/A	N/A	N/A	N/A	N/A	N/A	N/A	N/A	N/A	N/A	N/A	N/A	0	0%	N/A	N/A	0	0%
	<b>Total Scheduled Services</b>	<b>1061</b>	<b>100%</b>	<b>2146</b>	<b>100%</b>	<b>1230</b>	<b>100%</b>	<b>519</b>	<b>100%</b>	<b>167</b>	<b>100%</b>	<b>358</b>	<b>100%</b>	<b>24</b>	<b>100%</b>	<b>121</b>	<b>100%</b>	<b>5626</b>	<b>100%</b>

4	Outcome Metrics	Medical	Nursing	Mental Health	Reentry Services	Dental/Oral Surgery	Specialty Clinic - On Island	Specialty Clinic - Off Island	Substance Use	Total
4.1	Percent completed	93%	91%	88%	81%	82%	87%	92%	99%	90%

<b>5</b>	<b>Unscheduled Services</b>	<b>N</b>
5.1	Sick Call Completed	640

## XI. RNDC

<b>1</b>	<b>CHS Intakes (New Jail Admission)</b>	<b>n</b>
1.1	Completed CHS Intakes	0
1.2	Average time to completion once known to CHS (hours)	0.0

<b>2</b>	<b>Referrals made to mental health services from Intake</b>	<b>n</b>
2.1	Referrals made to mental health services from Intake	0
2.2	Referrals seen within 72 hours	0
2.3	% seen within 72 hours	

3	Scheduled Services	Medical		Nursing		Mental Health		Reentry Services		Dental/Oral Surgery		Specialty Clinic - On Island		Specialty Clinic - Off Island		Substance Use		Total	
	Service Outcomes	N	%	N	%	N	%	N	%	N	%	N	%	N	%	N	%	N	%
	Seen	86	21%	935	59%	717	35%	301	53%	137	57%	68	27%	20	33%	76	100%	2340	45%
	Refused & Verified	297	73%	106	7%	21	1%	84	15%	38	16%	83	33%	12	20%	0	0%	641	12%
	Not Produced	25	6%	545	34%	825	41%	176	31%	63	26%	102	40%	24	40%	0	0%	1760	34%
	Rescheduled by CHS	0	0%	1	0%	459	23%	3	1%	1	0%	1	0%	2	3%	0	0%	467	9%
	Rescheduled by Hospital	N/A	N/A	N/A	N/A	N/A	N/A	N/A	N/A	N/A	N/A	N/A	N/A	2	3%	N/A	N/A	2	0%
	<b>Total Scheduled Services</b>	<b>408</b>	<b>100%</b>	<b>1587</b>	<b>100%</b>	<b>2022</b>	<b>100%</b>	<b>564</b>	<b>100%</b>	<b>239</b>	<b>100%</b>	<b>254</b>	<b>100%</b>	<b>60</b>	<b>100%</b>	<b>76</b>	<b>100%</b>	<b>5210</b>	<b>100%</b>

4	Outcome Metrics	Medical	Nursing	Mental Health	Reentry Services	Dental/Oral Surgery	Specialty Clinic - On Island	Specialty Clinic - Off Island	Substance Use	Total
4.1	Percent completed	94%	66%	36%	68%	73%	59%	53%	100%	57%

<b>5</b>	<b>Unscheduled Services</b>	<b>N</b>
5.1	Sick Call Completed	258

# Correctional Health Services

## XII. VCBC

<b>1</b>	<b>CHS Intakes (New Jail Admission)</b>	<b>n</b>
1.1	Completed CHS Intakes	0
1.2	Average time to completion once known to CHS (hours)	0.0

<b>2</b>	<b>Referrals made to mental health services from Intake</b>	<b>n</b>
2.1	Referrals made to mental health services from Intake	0
2.2	Referrals seen within 72 hours	0
2.3	% seen within 72 hours	

	Scheduled Services	Medical		Nursing		Mental Health		Reentry Services		Dental/Oral Surgery		Specialty Clinic - On Island		Specialty Clinic - Off Island		Substance Use		Total	
		N	%	N	%	N	%	N	%	N	%	N	%	N	%	N	%	N	%
3	<b>Service Outcomes</b>																		
	Seen	76	52%	819	59%	500	53%	163	55%	75	36%	90	39%	21	34%	0		1744	53%
	Refused & Verified	46	31%	244	18%	4	0%	68	23%	10	5%	102	44%	12	19%	0		486	15%
	Not Produced	25	17%	330	24%	407	43%	64	22%	118	57%	37	16%	19	31%	0		1000	30%
	Rescheduled by CHS	0	0%	1	0%	34	4%	1	0%	4	2%	1	0%	2	3%	0		43	1%
	Rescheduled by Hospital	N/A	N/A	N/A	N/A	N/A	N/A	N/A	N/A	N/A	N/A	N/A	N/A	8	13%	N/A	N/A	8	0%
	<b>Total Scheduled Services</b>	<b>147</b>	<b>100%</b>	<b>1394</b>	<b>100%</b>	<b>945</b>	<b>100%</b>	<b>296</b>	<b>100%</b>	<b>207</b>	<b>100%</b>	<b>230</b>	<b>100%</b>	<b>62</b>	<b>100%</b>	<b>0</b>	<b>0%</b>	<b>3281</b>	<b>100%</b>

4	Outcome Metrics	Medical	Nursing	Mental Health	Reentry Services	Dental/Oral Surgery	Specialty Clinic - On Island	Specialty Clinic - Off Island	Substance Use	Total
4.1	Percent completed	83%	76%	53%	78%	41%	83%	53%		68%

<b>5</b>	<b>Unscheduled Services</b>	<b>N</b>
5.1	Sick Call Completed	436

# Correctional Health Services

## XIII. WF

<b>1</b>	<b>CHS Intakes (New Jail Admission)</b>	<b>n</b>
1.1	Completed CHS Intakes	7
1.2	Average time to completion once known to CHS (hours)	0.2

<b>2</b>	<b>Referrals made to mental health services from Intake</b>	<b>n</b>
2.1	Referrals made to mental health services from Intake	3
2.2	Referrals seen within 72 hours	1
2.3	% seen within 72 hours	33%

	Scheduled Services	Medical		Nursing		Mental Health		Reentry Services		Dental/Oral Surgery		Specialty Clinic - On Island		Specialty Clinic - Off Island		Substance Use		Total	
		N	%	N	%	N	%	N	%	N	%	N	%	N	%	N	%	N	%
<b>3</b>	<b>Service Outcomes</b>																		
	Seen	331	95%	2495	77%	161	59%	28	53%	0	0%	6	43%	3	43%	7	100%	3031	77%
	Refused & Verified	19	5%	720	22%	35	13%	3	6%	0	0%	3	21%	2	29%	0	0%	782	20%
	Not Produced	0	0%	27	1%	66	24%	15	28%	2	100%	5	36%	1	14%	0	0%	116	3%
	Rescheduled by CHS	0	0%	0	0%	9	3%	7	13%	0	0%	0	0%	0	0%	0	0%	16	0%
	Rescheduled by Hospital	N/A	N/A	N/A	N/A	N/A	N/A	N/A	N/A	N/A	N/A	N/A	N/A	1	14%	N/A	N/A	1	0%
	<b>Total Scheduled Services</b>	<b>350</b>	<b>100%</b>	<b>3242</b>	<b>100%</b>	<b>271</b>	<b>100%</b>	<b>53</b>	<b>100%</b>	<b>2</b>	<b>100%</b>	<b>14</b>	<b>100%</b>	<b>7</b>	<b>100%</b>	<b>7</b>	<b>100%</b>	<b>3946</b>	<b>100%</b>

<b>4</b>	<b>Outcome Metrics</b>	<b>Medical</b>	<b>Nursing</b>	<b>Mental Health</b>	<b>Reentry Services</b>	<b>Dental/Oral Surgery</b>	<b>Specialty Clinic - On Island</b>	<b>Specialty Clinic - Off Island</b>	<b>Substance Use</b>	<b>Total</b>
4.1	Percent completed	100%	99%	72%	58%	0%	64%	71%	100%	97%

<b>5</b>	<b>Unscheduled Services</b>	<b>N</b>
5.1	Sick Call Completed	169

## CHS Access Report: May 2021

Version: 8/31/2021



# Correctional Health Services

## I. Table of Contents

### Contents

I. Table of Contents.....	2
II. Data Dictionary .....	3
III. Summary Data.....	4
IV. AMKC.....	5
V. EMTC.....	6
VI. GRVC .....	7
VII. NIC.....	8
VIII. OBCC .....	9
IX. RMSC.....	10
X. RNDC.....	11
XI. VCBC.....	12
XII. WF .....	13



## II. Data Dictionary

1	CHS Intakes (New Jail Admissions)	Definition
1.1	Completed CHS Intakes	Number of new jail admission intake encounters completed by CHS providers
1.2	Average time to completion once known to CHS (hours)	Number of hours between check-in by DOC and check-out by CHS for completed intake encounters (1.1)

2	Referrals made to mental health service	Definition
2.1	Referrals made to mental health service	All book and cases with an initial referral to mental health in reporting month. Facility-specific reports reference the housing facility at the time of the mental health referral was made.
2.2	Referrals seen within 72 hours	For all book and cases where an initial referral to mental health occurs in reporting month (2.1), total number of book and cases who had a mental health intake or psychiatric assessment where encounter date was <=72 hours from referral date.
2.3	Percent seen within 72 hours	2.2 divided by 2.1

3	Scheduled services by discipline with outcomes	Definition
		-Shows direct, scheduled service encounters, total overall and by discipline, and disaggregates by outcome category recorded (N, %). Excludes encounters scheduled for discharged patients.  -Specialty Clinic-On-Island encounters are for the following specialties: Audiology, Cardiology, Dermatology, Dialysis, ENT, Gynecology, Hand Specialist, ID Specialist, Nephrology, Neurology, Optometry, Orthopedic, Podiatry, Post Partum, Pre-Natal, Rehab Physical Therapy, Reproduction, Surgery  -Specialty Clinic-Off-Island encounters are for the following specialties: Audiology, Breast, Cardiology, Cardiovascular, Chest, Dermatology, Endocrinology, ENT, Gastroenterology, General Surgery, Gynecology, Hand, Hematology, ID/Virology, Neurosurgery, Oncology, Ophthalmology, Oral Surgery, Orthopedic, Pain Management, Plastic Surgery, Podiatry, Renal, Rheumatology, Trauma, Urology, Vascular

4	Outcome Metrics	Definition
4.1	Percent completed	Sum of scheduled service outcomes "Seen" and "Refused & Verified" divided by "Total Scheduled Services"

5	Unscheduled Services	Definition
5.1	Sick call completed	Number of sick call encounters completed by CHS

### III. Summary Data

<b>1</b>	<b>CHS Intakes (New Jail Admission)</b>	<b>n</b>
1.1	Completed CHS Intakes	1198
1.2	Average time to completion once known to CHS (hours)	7.5

<b>2</b>	<b>Referrals made to mental health services from Intake</b>	<b>n</b>
2.1	Referrals made to mental health services from Intake	262
2.2	Referrals seen within 72 hours	195
2.3	% seen within 72 hours	74%

3	Scheduled Services	Medical		Nursing		Mental Health		Reentry Services		Dental/Oral Surgery		Specialty Clinic - On Island		Specialty Clinic - Off Island		Substance Use		Total	
	Service Outcomes	N	%	N	%	N	%	N	%	N	%	N	%	N	%	N	%	N	%
	Seen	2059	68%	22256	61%	8742	61%	2704	59%	561	31%	879	43%	191	33%	934	84%	38326	60%
	Refused & Verified	747	25%	5321	15%	152	1%	712	15%	129	7%	278	14%	53	9%	3	0%	7395	12%
	Not Produced	188	6%	9099	25%	4321	30%	1154	25%	1104	62%	866	42%	269	46%	176	16%	17177	27%
	Rescheduled by CHS	21	1%	17	0%	1143	8%	38	1%	1	0%	18	1%	35	6%	1	0%	1274	2%
	Rescheduled by Hospital	N/A	N/A	N/A	N/A	N/A	N/A	N/A	N/A	N/A	N/A	N/A	N/A	35	6%	N/A	N/A	35	0%
	<b>Total Scheduled Services</b>	<b>3015</b>	<b>100%</b>	<b>36693</b>	<b>100%</b>	<b>14358</b>	<b>100%</b>	<b>4608</b>	<b>100%</b>	<b>1795</b>	<b>100%</b>	<b>2041</b>	<b>100%</b>	<b>583</b>	<b>100%</b>	<b>1114</b>	<b>100%</b>	<b>64207</b>	<b>100%</b>

4	Outcome Metrics	Medical	Nursing	Mental Health	Reentry Services	Dental/Oral Surgery	Specialty Clinic - On Island	Specialty Clinic - Off Island	Substance Use	Total
4.1	Percent completed	93%	75%	62%	74%	38%	57%	42%	84%	71%

<b>5</b>	<b>Unscheduled Services</b>	<b>N</b>
5.1	Sick Call Completed	4531

# Correctional Health Services

## IV. AMKC

<b>1</b>	<b>CHS Intakes (New Jail Admission)</b>	<b>n</b>
<b>1.1</b>	Completed CHS Intakes	22
<b>1.2</b>	Average time to completion once known to CHS (hours)	3.8

<b>2</b>	<b>Referrals made to mental health services from Intake</b>	<b>n</b>
<b>2.1</b>	Referrals made to mental health services from Intake	15
<b>2.2</b>	Referrals seen within 72 hours	15
<b>2.3</b>	% seen within 72 hours	100%

3	Scheduled Services	Medical		Nursing		Mental Health		Reentry Services		Dental/Oral Surgery		Specialty Clinic - On Island		Specialty Clinic - Off Island		Substance Use		Total	
	Service Outcomes	N	%	N	%	N	%	N	%	N	%	N	%	N	%	N	%	N	%
	Seen	246	67%	4271	48%	3149	67%	1002	58%	90	13%	155	32%	58	30%	420	83%	9391	53%
	Refused & Verified	74	20%	536	6%	12	0%	254	15%	17	3%	29	6%	11	6%	1	0%	934	5%
	Not Produced	47	13%	4086	46%	1296	27%	464	27%	571	84%	297	62%	102	53%	83	16%	6946	40%
	Rescheduled by CHS	2	1%	4	0%	266	6%	10	1%	0	0%	0	0%	11	6%	1	0%	294	2%
	Rescheduled by Hospital	N/A	N/A	N/A	N/A	N/A	N/A	N/A	N/A	N/A	N/A	N/A	N/A	11	6%	N/A	N/A	11	0%
	<b>Total Scheduled Services</b>	<b>369</b>	<b>100%</b>	<b>8897</b>	<b>100%</b>	<b>4723</b>	<b>100%</b>	<b>1730</b>	<b>100%</b>	<b>678</b>	<b>100%</b>	<b>481</b>	<b>100%</b>	<b>193</b>	<b>100%</b>	<b>505</b>	<b>100%</b>	<b>17576</b>	<b>100%</b>

4	Outcome Metrics	Medical	Nursing	Mental Health	Reentry Services	Dental/Oral Surgery	Specialty Clinic - On Island	Specialty Clinic - Off Island	Substance Use	Total
<b>4.1</b>	Percent completed	87%	54%	67%	73%	16%	38%	36%	83%	59%

<b>5</b>	<b>Unscheduled Services</b>	<b>N</b>
<b>5.1</b>	Sick Call Completed	945

# Correctional Health Services

## V. EMTC

<b>1</b>	<b>CHS Intakes (New Jail Admission)</b>	<b>n</b>
1.1	Completed CHS Intakes	561
1.2	Average time to completion once known to CHS (hours)	5.5

<b>2</b>	<b>Referrals made to mental health services from Intake</b>	<b>n</b>
2.1	Referrals made to mental health services from Intake	136
2.2	Referrals seen within 72 hours	83
2.3	% seen within 72 hours	61%

3	Scheduled Services	Medical		Nursing		Mental Health		Reentry Services		Dental/Oral Surgery		Specialty Clinic - On Island		Specialty Clinic - Off Island		Substance Use		Total	
	Service Outcomes	N	%	N	%	N	%	N	%	N	%	N	%	N	%	N	%	N	%
	Seen	35	39%	1330	65%	426	56%	208	45%	0	0%	12	63%	5	50%	142	85%	2158	60%
	Refused & Verified	50	56%	529	26%	11	1%	123	27%	0	0%	0	0%	0	0%	1	1%	714	20%
	Not Produced	5	6%	196	10%	205	27%	133	29%	4	100%	7	37%	5	50%	25	15%	580	16%
	Rescheduled by CHS	0	0%	0	0%	124	16%	0	0%	0	0%	0	0%	0	0%	0	0%	124	3%
	Rescheduled by Hospital	N/A	N/A	N/A	N/A	N/A	N/A	N/A	N/A	N/A	N/A	N/A	N/A	0	0%	N/A	N/A	0	0%
	<b>Total Scheduled Services</b>	<b>90</b>	<b>100%</b>	<b>2055</b>	<b>100%</b>	<b>766</b>	<b>100%</b>	<b>464</b>	<b>100%</b>	<b>4</b>	<b>100%</b>	<b>19</b>	<b>100%</b>	<b>10</b>	<b>100%</b>	<b>168</b>	<b>100%</b>	<b>3576</b>	<b>100%</b>

4	Outcome Metrics	Medical	Nursing	Mental Health	Reentry Services	Dental/Oral Surgery	Specialty Clinic - On Island	Specialty Clinic - Off Island	Substance Use	Total
4.1	Percent completed	94%	90%	57%	71%	0%	63%	50%	85%	80%

<b>5</b>	<b>Unscheduled Services</b>	<b>N</b>
5.1	Sick Call Completed	265

## VI. GRVC

<b>1</b>	<b>CHS Intakes (New Jail Admission)</b>	<b>n</b>
1.1	Completed CHS Intakes	0
1.2	Average time to completion once known to CHS (hours)	0.0

<b>2</b>	<b>Referrals made to mental health services from Intake</b>	<b>n</b>
2.1	Referrals made to mental health services from Intake	0
2.2	Referrals seen within 72 hours	0
2.3	% seen within 72 hours	

3	Scheduled Services	Medical		Nursing		Mental Health		Reentry Services		Dental/Oral Surgery		Specialty Clinic - On Island		Specialty Clinic - Off Island		Substance Use		Total	
	Service Outcomes	N	%	N	%	N	%	N	%	N	%	N	%	N	%	N	%	N	%
	Seen	96	38%	1788	41%	1714	76%	339	71%	62	24%	50	23%	16	24%	72	100%	4137	52%
	Refused & Verified	131	52%	439	10%	8	0%	22	5%	17	7%	1	0%	0	0%	0	0%	618	8%
	Not Produced	26	10%	2182	49%	380	17%	110	23%	175	69%	167	77%	40	61%	0	0%	3080	38%
	Rescheduled by CHS	0	0%	2	0%	153	7%	7	1%	1	0%	0	0%	4	6%	0	0%	167	2%
	Rescheduled by Hospital	N/A	N/A	N/A	N/A	N/A	N/A	N/A	N/A	N/A	N/A	N/A	N/A	6	9%	N/A	N/A	6	0%
	<b>Total Scheduled Services</b>	<b>253</b>	<b>100%</b>	<b>4411</b>	<b>100%</b>	<b>2255</b>	<b>100%</b>	<b>478</b>	<b>100%</b>	<b>255</b>	<b>100%</b>	<b>218</b>	<b>100%</b>	<b>66</b>	<b>100%</b>	<b>72</b>	<b>100%</b>	<b>8008</b>	<b>100%</b>

4	Outcome Metrics	Medical	Nursing	Mental Health	Reentry Services	Dental/Oral Surgery	Specialty Clinic - On Island	Specialty Clinic - Off Island	Substance Use	Total
4.1	Percent completed	90%	50%	76%	76%	31%	23%	24%	100%	59%

<b>5</b>	<b>Unscheduled Services</b>	<b>N</b>
5.1	Sick Call Completed	939

VII. NIC

<b>1</b>	<b>CHS Intakes (New Jail Admission)</b>	<b>n</b>
<b>1.1</b>	Completed CHS Intakes	2
<b>1.2</b>	Average time to completion once known to CHS (hours)	97.7

<b>2</b>	<b>Referrals made to mental health services from Intake</b>	<b>n</b>
<b>2.1</b>	Referrals made to mental health services from Intake	0
<b>2.2</b>	Referrals seen within 72 hours	0
<b>2.3</b>	% seen within 72 hours	

3	Scheduled Services	Medical		Nursing		Mental Health		Reentry Services		Dental/Oral Surgery		Specialty Clinic - On Island		Specialty Clinic - Off Island		Substance Use		Total	
	Service Outcomes	N	%	N	%	N	%	N	%	N	%	N	%	N	%	N	%	N	%
	Seen	184	77%	6107	80%	418	72%	101	67%	41	40%	209	65%	61	47%	15	94%	7136	77%
	Refused & Verified	44	18%	1291	17%	5	1%	25	17%	29	28%	42	13%	17	13%	0	0%	1453	16%
	Not Produced	10	4%	265	3%	152	26%	23	15%	33	32%	58	18%	31	24%	1	6%	573	6%
	Rescheduled by CHS	0	0%	1	0%	9	2%	2	1%	0	0%	13	4%	12	9%	0	0%	37	0%
	Rescheduled by Hospital	N/A	N/A	N/A	N/A	N/A	N/A	N/A	N/A	N/A	N/A	N/A	N/A	10	8%	N/A	N/A	10	0%
	<b>Total Scheduled Services</b>	<b>238</b>	<b>100%</b>	<b>7664</b>	<b>100%</b>	<b>584</b>	<b>100%</b>	<b>151</b>	<b>100%</b>	<b>103</b>	<b>100%</b>	<b>322</b>	<b>100%</b>	<b>131</b>	<b>100%</b>	<b>16</b>	<b>100%</b>	<b>9209</b>	<b>100%</b>

4	Outcome Metrics	Medical	Nursing	Mental Health	Reentry Services	Dental/Oral Surgery	Specialty Clinic - On Island	Specialty Clinic - Off Island	Substance Use	Total
<b>4.1</b>	Percent completed	96%	97%	72%	83%	68%	78%	60%	94%	93%

<b>5</b>	<b>Unscheduled Services</b>	<b>N</b>
<b>5.1</b>	Sick Call Completed	467

# Correctional Health Services

## VIII. OBCC

<b>1</b>	<b>CHS Intakes (New Jail Admission)</b>	<b>n</b>
1.1	Completed CHS Intakes	533
1.2	Average time to completion once known to CHS (hours)	9.3

<b>2</b>	<b>Referrals made to mental health services from Intake</b>	<b>n</b>
2.1	Referrals made to mental health services from Intake	70
2.2	Referrals seen within 72 hours	56
2.3	% seen within 72 hours	80%

3	Scheduled Services	Medical		Nursing		Mental Health		Reentry Services		Dental/Oral Surgery		Specialty Clinic - On Island		Specialty Clinic - Off Island		Substance Use		Total	
	Service Outcomes	N	%	N	%	N	%	N	%	N	%	N	%	N	%	N	%	N	%
	Seen	157	64%	2524	59%	552	38%	210	50%	87	46%	35	20%	14	27%	125	65%	3704	53%
	Refused & Verified	71	29%	1138	27%	30	2%	95	22%	20	11%	3	2%	1	2%	1	1%	1359	19%
	Not Produced	17	7%	631	15%	714	49%	118	28%	81	43%	136	78%	33	63%	66	34%	1796	26%
	Rescheduled by CHS	0	0%	0	0%	165	11%	1	0%	0	0%	0	0%	4	8%	0	0%	170	2%
	Rescheduled by Hospital	N/A	N/A	N/A	N/A	N/A	N/A	N/A	N/A	N/A	N/A	N/A	N/A	0	0%	N/A	N/A	0	0%
	<b>Total Scheduled Services</b>	<b>245</b>	<b>100%</b>	<b>4293</b>	<b>100%</b>	<b>1461</b>	<b>100%</b>	<b>424</b>	<b>100%</b>	<b>188</b>	<b>100%</b>	<b>174</b>	<b>100%</b>	<b>52</b>	<b>100%</b>	<b>192</b>	<b>100%</b>	<b>7029</b>	<b>100%</b>

4	Outcome Metrics	Medical	Nursing	Mental Health	Reentry Services	Dental/Oral Surgery	Specialty Clinic - On Island	Specialty Clinic - Off Island	Substance Use	Total
4.1	Percent completed	93%	85%	40%	72%	57%	22%	29%	66%	72%

<b>5</b>	<b>Unscheduled Services</b>	<b>N</b>
5.1	Sick Call Completed	429

# Correctional Health Services

## IX. RMSC

<b>1</b>	<b>CHS Intakes (New Jail Admission)</b>	<b>n</b>
<b>1.1</b>	Completed CHS Intakes	75
<b>1.2</b>	Average time to completion once known to CHS (hours)	8.5

<b>2</b>	<b>Referrals made to mental health services from Intake</b>	<b>n</b>
<b>2.1</b>	Referrals made to mental health services from Intake	41
<b>2.2</b>	Referrals seen within 72 hours	41
<b>2.3</b>	% seen within 72 hours	100%

3	Scheduled Services	Medical		Nursing		Mental Health		Reentry Services		Dental/Oral Surgery		Specialty Clinic - On Island		Specialty Clinic - Off Island		Substance Use		Total	
	Service Outcomes	N	%	N	%	N	%	N	%	N	%	N	%	N	%	N	%	N	%
	Seen	854	86%	1719	73%	1107	89%	365	79%	97	70%	266	66%	0	0%	104	99%	4512	79%
	Refused & Verified	78	8%	310	13%	37	3%	47	10%	21	15%	67	17%	2	33%	0	0%	562	10%
	Not Produced	46	5%	335	14%	91	7%	50	11%	21	15%	64	16%	1	17%	1	1%	609	11%
	Rescheduled by CHS	18	2%	6	0%	12	1%	2	0%	0	0%	5	1%	0	0%	0	0%	43	1%
	Rescheduled by Hospital	N/A	N/A	N/A	N/A	N/A	N/A	N/A	N/A	N/A	N/A	N/A	N/A	3	50%	N/A	N/A	3	0%
	<b>Total Scheduled Services</b>	<b>996</b>	<b>100%</b>	<b>2370</b>	<b>100%</b>	<b>1247</b>	<b>100%</b>	<b>464</b>	<b>100%</b>	<b>139</b>	<b>100%</b>	<b>402</b>	<b>100%</b>	<b>6</b>	<b>100%</b>	<b>105</b>	<b>100%</b>	<b>5729</b>	<b>100%</b>

4	Outcome Metrics	Medical	Nursing	Mental Health	Reentry Services	Dental/Oral Surgery	Specialty Clinic - On Island	Specialty Clinic - Off Island	Substance Use	Total
<b>4.1</b>	Percent completed	94%	86%	92%	89%	85%	83%	33%	99%	89%

<b>5</b>	<b>Unscheduled Services</b>	<b>N</b>
<b>5.1</b>	Sick Call Completed	598



# Correctional Health Services

## X. RNDC

<b>1</b>	<b>CHS Intakes (New Jail Admission)</b>	<b>n</b>
1.1	Completed CHS Intakes	0
1.2	Average time to completion once known to CHS (hours)	0.0

<b>2</b>	<b>Referrals made to mental health services from Intake</b>	<b>n</b>
2.1	Referrals made to mental health services from Intake	0
2.2	Referrals seen within 72 hours	0
2.3	% seen within 72 hours	

3	Scheduled Services	Medical		Nursing		Mental Health		Reentry Services		Dental/Oral Surgery		Specialty Clinic - On Island		Specialty Clinic - Off Island		Substance Use		Total	
	Service Outcomes	N	%	N	%	N	%	N	%	N	%	N	%	N	%	N	%	N	%
	Seen	91	29%	983	55%	751	37%	218	50%	83	51%	46	25%	9	18%	55	100%	2236	44%
	Refused & Verified	212	66%	54	3%	16	1%	58	13%	14	9%	57	31%	10	20%	0	0%	421	8%
	Not Produced	15	5%	751	42%	984	48%	144	33%	65	40%	79	43%	30	60%	0	0%	2068	41%
	Rescheduled by CHS	1	0%	1	0%	297	15%	13	3%	0	0%	0	0%	0	0%	0	0%	312	6%
	Rescheduled by Hospital	N/A	N/A	N/A	N/A	N/A	N/A	N/A	N/A	N/A	N/A	N/A	N/A	1	2%	N/A	N/A	1	0%
	<b>Total Scheduled Services</b>	<b>319</b>	<b>100%</b>	<b>1789</b>	<b>100%</b>	<b>2048</b>	<b>100%</b>	<b>433</b>	<b>100%</b>	<b>162</b>	<b>100%</b>	<b>182</b>	<b>100%</b>	<b>50</b>	<b>100%</b>	<b>55</b>	<b>100%</b>	<b>5038</b>	<b>100%</b>

4	Outcome Metrics	Medical	Nursing	Mental Health	Reentry Services	Dental/Oral Surgery	Specialty Clinic - On Island	Specialty Clinic - Off Island	Substance Use	Total
4.1	Percent completed	95%	58%	37%	64%	60%	57%	38%	100%	53%

<b>5</b>	<b>Unscheduled Services</b>	<b>N</b>
5.1	Sick Call Completed	251

XI. VCBC

<b>1</b>	<b>CHS Intakes (New Jail Admission)</b>	<b>n</b>
1.1	Completed CHS Intakes	0
1.2	Average time to completion once known to CHS (hours)	0.0

<b>2</b>	<b>Referrals made to mental health services from Intake</b>	<b>n</b>
2.1	Referrals made to mental health services from Intake	0
2.2	Referrals seen within 72 hours	0
2.3	% seen within 72 hours	

3	Scheduled Services	Medical		Nursing		Mental Health		Reentry Services		Dental/Oral Surgery		Specialty Clinic - On Island		Specialty Clinic - Off Island		Substance Use		Total	
	Service Outcomes	N	%	N	%	N	%	N	%	N	%	N	%	N	%	N	%	N	%
	Seen	124	57%	993	62%	502	47%	198	52%	101	38%	101	44%	23	37%	0		2042	53%
	Refused & Verified	73	33%	158	10%	2	0%	75	20%	11	4%	79	35%	9	15%	0		407	11%
	Not Produced	22	10%	460	29%	449	42%	109	28%	151	57%	48	21%	22	35%	0		1261	33%
	Rescheduled by CHS	0	0%	1	0%	106	10%	2	1%	0	0%	0	0%	4	6%	0		113	3%
	Rescheduled by Hospital	N/A	N/A	N/A	N/A	N/A	N/A	N/A	N/A	N/A	N/A	N/A	N/A	4	6%	N/A	N/A	4	0%
	<b>Total Scheduled Services</b>	<b>219</b>	<b>100%</b>	<b>1612</b>	<b>100%</b>	<b>1059</b>	<b>100%</b>	<b>384</b>	<b>100%</b>	<b>263</b>	<b>100%</b>	<b>228</b>	<b>100%</b>	<b>62</b>	<b>100%</b>	<b>0</b>	<b>0%</b>	<b>3827</b>	<b>100%</b>

4	Outcome Metrics	Medical	Nursing	Mental Health	Reentry Services	Dental/Oral Surgery	Specialty Clinic - On Island	Specialty Clinic - Off Island	Substance Use	Total
4.1	Percent completed	90%	71%	48%	71%	43%	79%	52%		64%

<b>5</b>	<b>Unscheduled Services</b>	<b>N</b>
5.1	Sick Call Completed	477

# Correctional Health Services

## XII. WF

<b>1</b>	<b>CHS Intakes (New Jail Admission)</b>	<b>n</b>
1.1	Completed CHS Intakes	5
1.2	Average time to completion once known to CHS (hours)	5.3

<b>2</b>	<b>Referrals made to mental health services from Intake</b>	<b>n</b>
2.1	Referrals made to mental health services from Intake	0
2.2	Referrals seen within 72 hours	0
2.3	% seen within 72 hours	

	Scheduled Services	Medical		Nursing		Mental Health		Reentry Services		Dental/Oral Surgery		Specialty Clinic - On Island		Specialty Clinic - Off Island		Substance Use		Total	
		N	%	N	%	N	%	N	%	N	%	N	%	N	%	N	%	N	%
<b>3</b>	<b>Service Outcomes</b>																		
	Seen	272	95%	2541	71%	123	57%	63	79%	0	0%	5	33%	5	38%	1	100%	3010	71%
	Refused & Verified	14	5%	866	24%	31	14%	13	16%	0	0%	0	0%	3	23%	0	0%	927	22%
	Not Produced	0	0%	193	5%	50	23%	3	4%	3	100%	10	67%	5	38%	0	0%	264	6%
	Rescheduled by CHS	0	0%	2	0%	11	5%	1	1%	0	0%	0	0%	0	0%	0	0%	14	0%
	Rescheduled by Hospital	N/A	N/A	N/A	N/A	N/A	N/A	N/A	N/A	N/A	N/A	N/A	N/A	0	0%	N/A	N/A	0	0%
	<b>Total Scheduled Services</b>	<b>286</b>	<b>100%</b>	<b>3602</b>	<b>100%</b>	<b>215</b>	<b>100%</b>	<b>80</b>	<b>100%</b>	<b>3</b>	<b>100%</b>	<b>15</b>	<b>100%</b>	<b>13</b>	<b>100%</b>	<b>1</b>	<b>100%</b>	<b>4215</b>	<b>100%</b>

	Outcome Metrics	Medical	Nursing	Mental Health	Reentry Services	Dental/Oral Surgery	Specialty Clinic - On Island	Specialty Clinic - Off Island	Substance Use	Total
<b>4.1</b>	Percent completed	100%	95%	72%	95%	0%	33%	62%	100%	93%

<b>5</b>	<b>Unscheduled Services</b>	<b>N</b>
5.1	Sick Call Completed	160

## CHS Access Report: June 2021

Version: 8/31/2021



# Correctional Health Services

## I. Table of Contents

### Contents

I. Table of Contents.....	2
II. Data Dictionary .....	3
III. Summary Data.....	4
IV. AMKC.....	5
V. EMTC.....	<b>Error! Bookmark not defined.</b>
VI. GRVC .....	6
VII. NIC.....	7
VIII. OBCC .....	8
IX. RMSC.....	9
X. RNDC.....	10
XI. VCBC.....	11
XII. WF .....	12

## II. Data Dictionary

1	CHS Intakes (New Jail Admissions)	Definition
1.1	Completed CHS Intakes	Number of new jail admission intake encounters completed by CHS providers
1.2	Average time to completion once known to CHS (hours)	Number of hours between check-in by DOC and check-out by CHS for completed intake encounters (1.1)

2	Referrals made to mental health service	Definition
2.1	Referrals made to mental health service	All book and cases with an initial referral to mental health in reporting month. Facility-specific reports reference the housing facility at the time of the mental health referral was made.
2.2	Referrals seen within 72 hours	For all book and cases where an initial referral to mental health occurs in reporting month (2.1), total number of book and cases who had a mental health intake or psychiatric assessment where encounter date was <=72 hours from referral date.
2.3	Percent seen within 72 hours	2.2 divided by 2.1

3	Scheduled services by discipline with outcomes	Definition
		-Shows direct, scheduled service encounters, total overall and by discipline, and disaggregates by outcome category recorded (N, %). Excludes encounters scheduled for discharged patients.  -Specialty Clinic-On-Island encounters are for the following specialties: Audiology, Cardiology, Dermatology, Dialysis, ENT, Gynecology, Hand Specialist, ID Specialist, Nephrology, Neurology, Optometry, Orthopedic, Podiatry, Post Partum, Pre-Natal, Rehab Physical Therapy, Reproduction, Surgery  -Specialty Clinic-Off-Island encounters are for the following specialties: Audiology, Breast, Cardiology, Cardiovascular, Chest, Dermatology, Endocrinology, ENT, Gastroenterology, General Surgery, Gynecology, Hand, Hematology, ID/Virology, Neurosurgery, Oncology, Ophthalmology, Oral Surgery, Orthopedic, Pain Management, Plastic Surgery, Podiatry, Renal, Rheumatology, Trauma, Urology, Vascular

4	Outcome Metrics	Definition
4.1	Percent completed	Sum of scheduled service outcomes "Seen" and "Refused & Verified" divided by "Total Scheduled Services"

5	Unscheduled Services	Definition
5.1	Sick call completed	Number of sick call encounters completed by CHS

# Correctional Health Services

## III. Summary Data

<b>1</b>	<b>CHS Intakes (New Jail Admission)</b>	<b>n</b>
1.1	Completed CHS Intakes	1324
1.2	Average time to completion once known to CHS (hours)	4.1

<b>2</b>	<b>Referrals made to mental health services from Intake</b>	<b>n</b>
2.1	Referrals made to mental health services from Intake	237
2.2	Referrals seen within 72 hours	207
2.3	% seen within 72 hours	87%

3	Scheduled Services	Medical		Nursing		Mental Health		Reentry Services		Dental/Oral Surgery		Specialty Clinic - On Island		Specialty Clinic - Off Island		Substance Use		Total	
	Service Outcomes	N	%	N	%	N	%	N	%	N	%	N	%	N	%	N	%	N	%
	Seen	2057	67%	22374	61%	8589	60%	2975	60%	662	33%	1053	42%	184	35%	1079	73%	38973	60%
	Refused & Verified	779	25%	5157	14%	152	1%	771	16%	158	8%	305	12%	65	12%	1	0%	7388	11%
	Not Produced	235	8%	8929	24%	4268	30%	1150	23%	1216	60%	1129	45%	245	46%	396	27%	17568	27%
	Rescheduled by CHS	12	0%	25	0%	1329	9%	55	1%	0	0%	12	0%	17	3%	1	0%	1451	2%
	Rescheduled by Hospital	N/A	N/A	N/A	N/A	N/A	N/A	N/A	N/A	N/A	N/A	N/A	N/A	21	4%	N/A	N/A	21	0%
	<b>Total Scheduled Services</b>	<b>3083</b>	<b>100%</b>	<b>36485</b>	<b>100%</b>	<b>14338</b>	<b>100%</b>	<b>4951</b>	<b>100%</b>	<b>2036</b>	<b>100%</b>	<b>2499</b>	<b>100%</b>	<b>532</b>	<b>100%</b>	<b>1477</b>	<b>100%</b>	<b>65401</b>	<b>100%</b>

4	Outcome Metrics	Medical	Nursing	Mental Health	Reentry Services	Dental/Oral Surgery	Specialty Clinic - On Island	Specialty Clinic - Off Island	Substance Use	Total
4.1	Percent completed	92%	75%	61%	76%	40%	54%	47%	73%	71%

<b>5</b>	<b>Unscheduled Services</b>	<b>N</b>
5.1	Sick Call Completed	4122

# Correctional Health Services

## IV. AMKC

<b>1</b>	<b>CHS Intakes (New Jail Admission)</b>	<b>n</b>
<b>1.1</b>	Completed CHS Intakes	10
<b>1.2</b>	Average time to completion once known to CHS (hours)	3.7

<b>2</b>	<b>Referrals made to mental health services from Intake</b>	<b>n</b>
<b>2.1</b>	Referrals made to mental health services from Intake	12
<b>2.2</b>	Referrals seen within 72 hours	12
<b>2.3</b>	% seen within 72 hours	100%

3	Scheduled Services	Medical		Nursing		Mental Health		Reentry Services		Dental/Oral Surgery		Specialty Clinic - On Island		Specialty Clinic - Off Island		Substance Use		Total	
	Service Outcomes	N	%	N	%	N	%	N	%	N	%	N	%	N	%	N	%	N	%
	Seen	250	62%	4221	54%	3057	69%	1176	62%	137	18%	204	32%	46	25%	429	65%	9520	56%
	Refused & Verified	102	25%	284	4%	10	0%	318	17%	16	2%	35	5%	15	8%	0	0%	780	5%
	Not Produced	53	13%	3370	43%	1034	23%	413	22%	608	80%	402	63%	112	61%	231	35%	6223	37%
	Rescheduled by CHS	1	0%	5	0%	323	7%	2	0%	0	0%	2	0%	6	3%	1	0%	340	2%
	Rescheduled by Hospital	N/A	N/A	N/A	N/A	N/A	N/A	N/A	N/A	N/A	N/A	N/A	N/A	6	3%	N/A	N/A	6	0%
	<b>Total Scheduled Services</b>	<b>406</b>	<b>100%</b>	<b>7880</b>	<b>100%</b>	<b>4424</b>	<b>100%</b>	<b>1909</b>	<b>100%</b>	<b>761</b>	<b>100%</b>	<b>643</b>	<b>100%</b>	<b>185</b>	<b>100%</b>	<b>661</b>	<b>100%</b>	<b>16869</b>	<b>100%</b>

4	Outcome Metrics	Medical	Nursing	Mental Health	Reentry Services	Dental/Oral Surgery	Specialty Clinic - On Island	Specialty Clinic - Off Island	Substance Use	Total
<b>4.1</b>	Percent completed	87%	57%	69%	78%	20%	37%	33%	65%	61%

<b>5</b>	<b>Unscheduled Services</b>	<b>N</b>
<b>5.1</b>	Sick Call Completed	880



# Correctional Health Services

## V. GRVC

<b>1</b>	<b>CHS Intakes (New Jail Admission)</b>	<b>n</b>
1.1	Completed CHS Intakes	0
1.2	Average time to completion once known to CHS (hours)	0.0

<b>2</b>	<b>Referrals made to mental health services from Intake</b>	<b>n</b>
2.1	Referrals made to mental health services from Intake	0
2.2	Referrals seen within 72 hours	0
2.3	% seen within 72 hours	0%

3	Scheduled Services	Medical		Nursing		Mental Health		Reentry Services		Dental/Oral Surgery		Specialty Clinic - On Island		Specialty Clinic - Off Island		Substance Use		Total	
	Service Outcomes	N	%	N	%	N	%	N	%	N	%	N	%	N	%	N	%	N	%
	Seen	128	56%	1946	45%	1688	70%	366	57%	62	29%	16	6%	17	27%	44	100%	4267	52%
	Refused & Verified	70	31%	451	10%	6	0%	31	5%	24	11%	9	4%	0	0%	0	0%	591	7%
	Not Produced	31	14%	1960	45%	565	23%	204	32%	130	60%	221	89%	41	65%	0	0%	3152	38%
	Rescheduled by CHS	0	0%	0	0%	147	6%	39	6%	0	0%	1	0%	3	5%	0	0%	190	2%
	Rescheduled by Hospital	N/A	N/A	N/A	N/A	N/A	N/A	N/A	N/A	N/A	N/A	N/A	N/A	2	3%	N/A	N/A	2	0%
	<b>Total Scheduled Services</b>	<b>229</b>	<b>100%</b>	<b>4357</b>	<b>100%</b>	<b>2406</b>	<b>100%</b>	<b>640</b>	<b>100%</b>	<b>216</b>	<b>100%</b>	<b>247</b>	<b>100%</b>	<b>63</b>	<b>100%</b>	<b>44</b>	<b>100%</b>	<b>8202</b>	<b>100%</b>

4	Outcome Metrics	Medical	Nursing	Mental Health	Reentry Services	Dental/Oral Surgery	Specialty Clinic - On Island	Specialty Clinic - Off Island	Substance Use	Total
4.1	Percent completed	86%	55%	70%	62%	40%	10%	27%	100%	59%

<b>5</b>	<b>Unscheduled Services</b>	<b>N</b>
5.1	Sick Call Completed	760

## VI. NIC

<b>1</b>	<b>CHS Intakes (New Jail Admission)</b>	<b>n</b>
1.1	Completed CHS Intakes	0
1.2	Average time to completion once known to CHS (hours)	0.0

<b>2</b>	<b>Referrals made to mental health services from Intake</b>	<b>n</b>
2.1	Referrals made to mental health services from Intake	1
2.2	Referrals seen within 72 hours	1
2.3	% seen within 72 hours	100%

3	Scheduled Services	Medical		Nursing		Mental Health		Reentry Services		Dental/Oral Surgery		Specialty Clinic - On Island		Specialty Clinic - Off Island		Substance Use		Total	
	Service Outcomes	N	%	N	%	N	%	N	%	N	%	N	%	N	%	N	%	N	%
	Seen	205	78%	5964	75%	476	74%	116	67%	47	38%	264	66%	66	55%	19	100%	7157	74%
	Refused & Verified	47	18%	1600	20%	6	1%	30	17%	44	35%	48	12%	24	20%	0	0%	1799	19%
	Not Produced	10	4%	360	5%	126	20%	23	13%	34	27%	81	20%	20	17%	0	0%	654	7%
	Rescheduled by CHS	0	0%	5	0%	31	5%	4	2%	0	0%	5	1%	5	4%	0	0%	50	1%
	Rescheduled by Hospital	N/A	N/A	N/A	N/A	N/A	N/A	N/A	N/A	N/A	N/A	N/A	N/A	5	4%	N/A	N/A	5	0%
	<b>Total Scheduled Services</b>	<b>262</b>	<b>100%</b>	<b>7929</b>	<b>100%</b>	<b>639</b>	<b>100%</b>	<b>173</b>	<b>100%</b>	<b>125</b>	<b>100%</b>	<b>398</b>	<b>100%</b>	<b>120</b>	<b>100%</b>	<b>19</b>	<b>100%</b>	<b>9665</b>	<b>100%</b>

4	Outcome Metrics	Medical	Nursing	Mental Health	Reentry Services	Dental/Oral Surgery	Specialty Clinic - On Island	Specialty Clinic - Off Island	Substance Use	Total
4.1	Percent completed	96%	95%	75%	84%	73%	78%	75%	100%	93%

<b>5</b>	<b>Unscheduled Services</b>	<b>N</b>
5.1	Sick Call Completed	486

# Correctional Health Services

## VII. OBCC

<b>1</b>	<b>CHS Intakes (New Jail Admission)</b>	<b>n</b>
1.1	Completed CHS Intakes	1199
1.2	Average time to completion once known to CHS (hours)	3.7

<b>2</b>	<b>Referrals made to mental health services from Intake</b>	<b>n</b>
2.1	Referrals made to mental health services from Intake	168
2.2	Referrals seen within 72 hours	140
2.3	% seen within 72 hours	83%

3	Scheduled Services	Medical		Nursing		Mental Health		Reentry Services		Dental/Oral Surgery		Specialty Clinic - On Island		Specialty Clinic - Off Island		Substance Use		Total	
	Service Outcomes	N	%	N	%	N	%	N	%	N	%	N	%	N	%	N	%	N	%
	Seen	216	61%	4915	62%	710	49%	317	55%	96	34%	31	20%	7	25%	431	73%	6723	59%
	Refused & Verified	113	32%	1780	23%	57	4%	142	25%	12	4%	12	8%	5	18%	0	0%	2121	19%
	Not Produced	22	6%	1185	15%	664	46%	113	20%	173	62%	111	72%	15	54%	163	27%	2446	22%
	Rescheduled by CHS	1	0%	4	0%	19	1%	0	0%	0	0%	0	0%	1	4%	0	0%	25	0%
	Rescheduled by Hospital	N/A	N/A	N/A	N/A	N/A	N/A	N/A	N/A	N/A	N/A	N/A	N/A	0	0%	N/A	N/A	0	0%
	<b>Total Scheduled Services</b>	<b>352</b>	<b>100%</b>	<b>7884</b>	<b>100%</b>	<b>1450</b>	<b>100%</b>	<b>572</b>	<b>100%</b>	<b>281</b>	<b>100%</b>	<b>154</b>	<b>100%</b>	<b>28</b>	<b>100%</b>	<b>594</b>	<b>100%</b>	<b>11315</b>	<b>100%</b>

4	Outcome Metrics	Medical	Nursing	Mental Health	Reentry Services	Dental/Oral Surgery	Specialty Clinic - On Island	Specialty Clinic - Off Island	Substance Use	Total
4.1	Percent completed	93%	85%	53%	80%	38%	28%	43%	73%	78%

<b>5</b>	<b>Unscheduled Services</b>	<b>N</b>
5.1	Sick Call Completed	479

## VIII. RMSC

<b>1</b>	<b>CHS Intakes (New Jail Admission)</b>	<b>n</b>
1.1	Completed CHS Intakes	110
1.2	Average time to completion once known to CHS (hours)	8.1

<b>2</b>	<b>Referrals made to mental health services from Intake</b>	<b>n</b>
2.1	Referrals made to mental health services from Intake	54
2.2	Referrals seen within 72 hours	53
2.3	% seen within 72 hours	98%

3	Scheduled Services	Medical		Nursing		Mental Health		Reentry Services		Dental/Oral Surgery		Specialty Clinic - On Island		Specialty Clinic - Off Island		Substance Use		Total	
	Service Outcomes	N	%	N	%	N	%	N	%	N	%	N	%	N	%	N	%	N	%
	Seen	888	86%	1949	77%	1162	88%	421	76%	120	80%	348	73%	9	50%	91	99%	4988	81%
	Refused & Verified	98	9%	321	13%	33	2%	44	8%	19	13%	72	15%	5	28%	0	0%	592	10%
	Not Produced	40	4%	256	10%	124	9%	81	15%	11	7%	53	11%	3	17%	1	1%	569	9%
	Rescheduled by CHS	8	1%	6	0%	6	0%	5	1%	0	0%	2	0%	1	6%	0	0%	28	0%
	Rescheduled by Hospital	N/A	N/A	N/A	N/A	N/A	N/A	N/A	N/A	N/A	N/A	N/A	N/A	0	0%	N/A	N/A	0	0%
	<b>Total Scheduled Services</b>	<b>1034</b>	<b>100%</b>	<b>2532</b>	<b>100%</b>	<b>1325</b>	<b>100%</b>	<b>551</b>	<b>100%</b>	<b>150</b>	<b>100%</b>	<b>475</b>	<b>100%</b>	<b>18</b>	<b>100%</b>	<b>92</b>	<b>100%</b>	<b>6177</b>	<b>100%</b>

4	Outcome Metrics	Medical	Nursing	Mental Health	Reentry Services	Dental/Oral Surgery	Specialty Clinic - On Island	Specialty Clinic - Off Island	Substance Use	Total
4.1	Percent completed	95%	90%	90%	84%	93%	88%	78%	99%	90%

<b>5</b>	<b>Unscheduled Services</b>	<b>N</b>
5.1	Sick Call Completed	673

# Correctional Health Services

## IX. RNDC

<b>1</b>	<b>CHS Intakes (New Jail Admission)</b>	<b>n</b>
1.1	Completed CHS Intakes	0
1.2	Average time to completion once known to CHS (hours)	0.0

<b>2</b>	<b>Referrals made to mental health services from Intake</b>	<b>n</b>
2.1	Referrals made to mental health services from Intake	0
2.2	Referrals seen within 72 hours	0
2.3	% seen within 72 hours	0%

3	Scheduled Services	Medical		Nursing		Mental Health		Reentry Services		Dental/Oral Surgery		Specialty Clinic - On Island		Specialty Clinic - Off Island		Substance Use		Total	
	Service Outcomes	N	%	N	%	N	%	N	%	N	%	N	%	N	%	N	%	N	%
	Seen	91	24%	1262	51%	825	31%	322	51%	103	45%	64	25%	14	26%	61	100%	2742	41%
	Refused & Verified	240	62%	105	4%	14	1%	115	18%	34	15%	20	8%	5	9%	0	0%	533	8%
	Not Produced	55	14%	1127	45%	1132	43%	194	31%	93	40%	175	67%	30	57%	0	0%	2806	41%
	Rescheduled by CHS	0	0%	1	0%	678	26%	3	0%	0	0%	1	0%	0	0%	0	0%	683	10%
	Rescheduled by Hospital	N/A	N/A	N/A	N/A	N/A	N/A	N/A	N/A	N/A	N/A	N/A	N/A	4	8%	N/A	N/A	4	0%
	<b>Total Scheduled Services</b>	<b>386</b>	<b>100%</b>	<b>2495</b>	<b>100%</b>	<b>2649</b>	<b>100%</b>	<b>634</b>	<b>100%</b>	<b>230</b>	<b>100%</b>	<b>260</b>	<b>100%</b>	<b>53</b>	<b>100%</b>	<b>61</b>	<b>100%</b>	<b>6768</b>	<b>100%</b>

4	Outcome Metrics	Medical	Nursing	Mental Health	Reentry Services	Dental/Oral Surgery	Specialty Clinic - On Island	Specialty Clinic - Off Island	Substance Use	Total
4.1	Percent completed	86%	55%	32%	69%	60%	32%	36%	100%	48%

<b>5</b>	<b>Unscheduled Services</b>	<b>N</b>
5.1	Sick Call Completed	281

# Correctional Health Services

## X. VCBC

<b>1</b>	<b>CHS Intakes (New Jail Admission)</b>	<b>n</b>
1.1	Completed CHS Intakes	0
1.2	Average time to completion once known to CHS (hours)	0.0

<b>2</b>	<b>Referrals made to mental health services from Intake</b>	<b>n</b>
2.1	Referrals made to mental health services from Intake	0
2.2	Referrals seen within 72 hours	0
2.3	% seen within 72 hours	0%

3	Scheduled Services	Medical		Nursing		Mental Health		Reentry Services		Dental/Oral Surgery		Specialty Clinic - On Island		Specialty Clinic - Off Island		Substance Use		Total	
	Service Outcomes	N	%	N	%	N	%	N	%	N	%	N	%	N	%	N	%	N	%
	Seen	67	37%	1025	62%	562	45%	227	53%	97	36%	116	38%	21	37%	0		2115	51%
	Refused & Verified	94	51%	52	3%	3	0%	84	20%	9	3%	107	35%	9	16%	0		358	9%
	Not Produced	20	11%	567	34%	564	45%	114	27%	165	61%	80	26%	23	40%	0		1533	37%
	Rescheduled by CHS	2	1%	4	0%	114	9%	1	0%	0	0%	1	0%	1	2%	0		123	3%
	Rescheduled by Hospital	N/A	N/A	N/A	N/A	N/A	N/A	N/A	N/A	N/A	N/A	N/A	N/A	3	5%	N/A	N/A	3	0%
	<b>Total Scheduled Services</b>	<b>183</b>	<b>100%</b>	<b>1648</b>	<b>100%</b>	<b>1243</b>	<b>100%</b>	<b>426</b>	<b>100%</b>	<b>271</b>	<b>100%</b>	<b>304</b>	<b>100%</b>	<b>57</b>	<b>100%</b>	<b>0</b>	<b>0%</b>	<b>4132</b>	<b>100%</b>

4	Outcome Metrics	Medical	Nursing	Mental Health	Reentry Services	Dental/Oral Surgery	Specialty Clinic - On Island	Specialty Clinic - Off Island	Substance Use	Total
4.1	Percent completed	88%	65%	45%	73%	39%	73%	53%		60%

<b>5</b>	<b>Unscheduled Services</b>	<b>N</b>
5.1	Sick Call Completed	436

# Correctional Health Services

## XI. WF

<b>1</b>	<b>CHS Intakes (New Jail Admission)</b>	<b>n</b>
1.1	Completed CHS Intakes	5
1.2	Average time to completion once known to CHS (hours)	2.4

<b>2</b>	<b>Referrals made to mental health services from Intake</b>	<b>n</b>
2.1	Referrals made to mental health services from Intake	2
2.2	Referrals seen within 72 hours	1
2.3	% seen within 72 hours	50%

3	Scheduled Services	Medical		Nursing		Mental Health		Reentry Services		Dental/Oral Surgery		Specialty Clinic - On Island		Specialty Clinic - Off Island		Substance Use		Total	
	Service Outcomes	N	%	N	%	N	%	N	%	N	%	N	%	N	%	N	%	N	%
	Seen	212	92%	1092	62%	109	54%	30	68%	0	0%	10	56%	4	50%	4	67%	1461	64%
	Refused & Verified	15	6%	564	32%	23	11%	5	11%	0	0%	2	11%	2	25%	1	17%	612	27%
	Not Produced	4	2%	104	6%	59	29%	8	18%	2	100%	6	33%	1	13%	1	17%	185	8%
	Rescheduled by CHS	0	0%	0	0%	11	5%	1	2%	0	0%	0	0%	0	0%	0	0%	12	1%
	Rescheduled by Hospital	N/A	N/A	N/A	N/A	N/A	N/A	N/A	N/A	N/A	N/A	N/A	N/A	1	13%	N/A	N/A	1	0%
	<b>Total Scheduled Services</b>	<b>231</b>	<b>100%</b>	<b>1760</b>	<b>100%</b>	<b>202</b>	<b>100%</b>	<b>44</b>	<b>100%</b>	<b>2</b>	<b>100%</b>	<b>18</b>	<b>100%</b>	<b>8</b>	<b>100%</b>	<b>6</b>	<b>100%</b>	<b>2271</b>	<b>100%</b>

4	Outcome Metrics	Medical	Nursing	Mental Health	Reentry Services	Dental/Oral Surgery	Specialty Clinic - On Island	Specialty Clinic - Off Island	Substance Use	Total
4.1	Percent completed	98%	94%	65%	80%	0%	67%	75%	83%	91%

<b>5</b>	<b>Unscheduled Services</b>	<b>N</b>
5.1	Sick Call Completed	127

## CHS Access Trend: April 2021 to June 2021

Version: 9/1/21





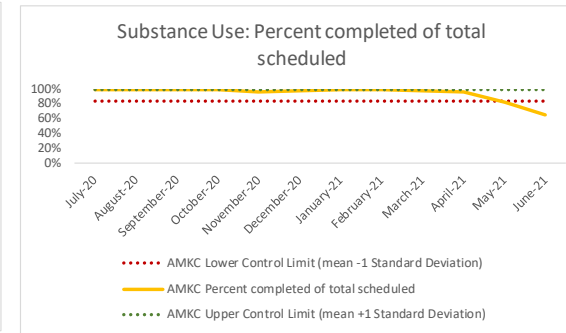
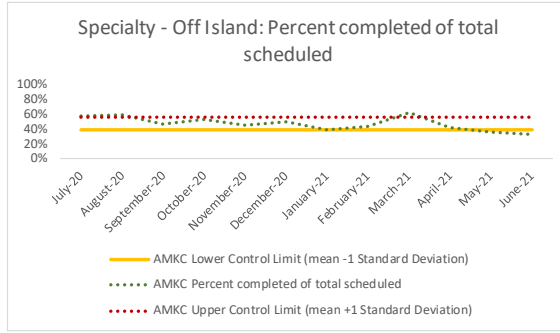
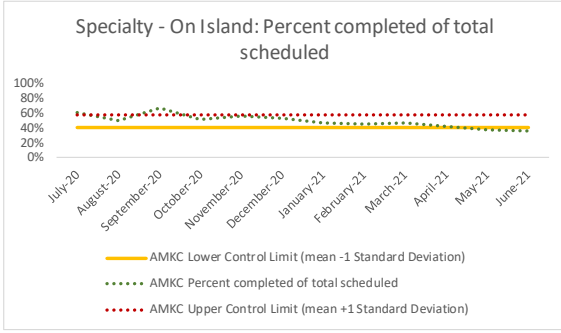
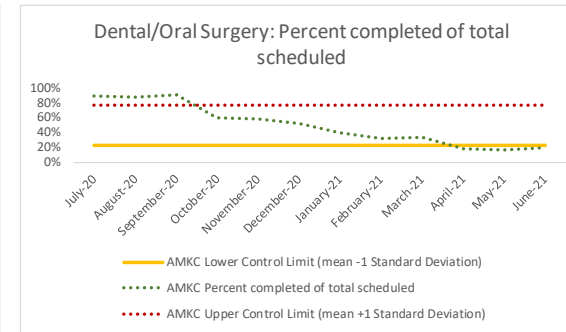
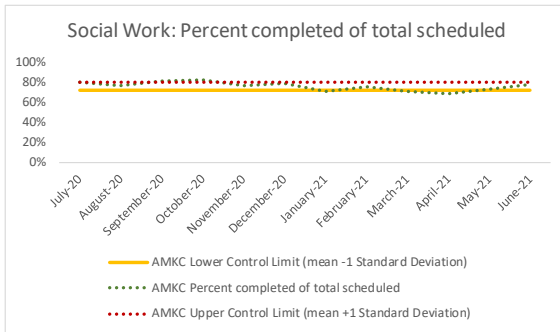
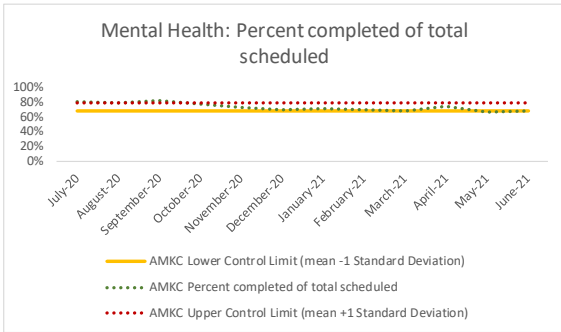
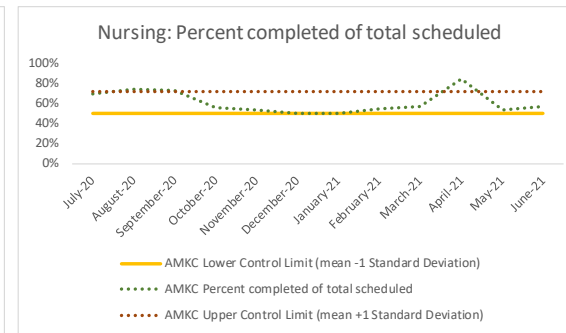
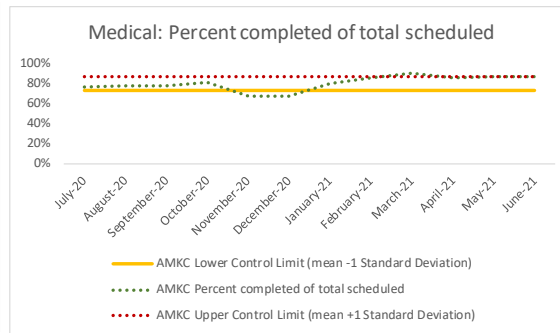
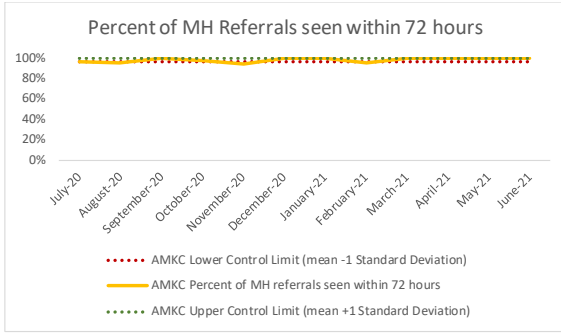
# Correctional Health Services

## I. Table of Contents

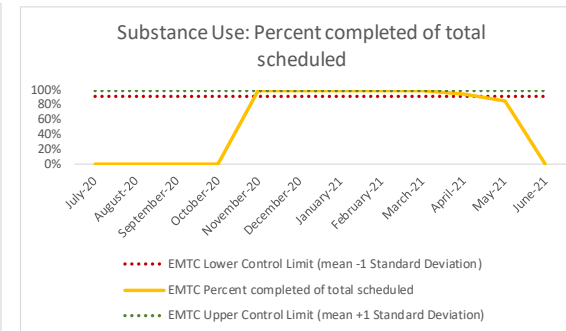
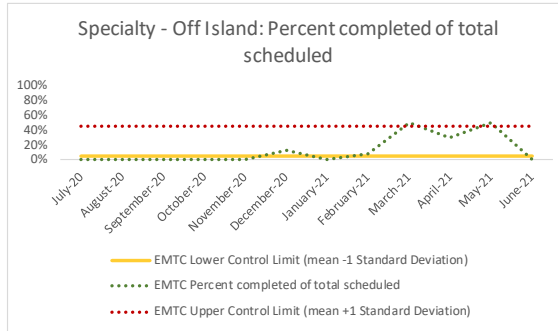
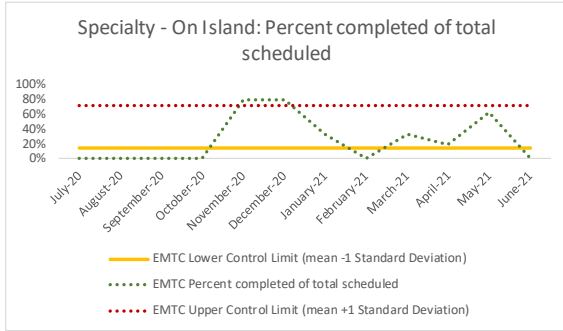
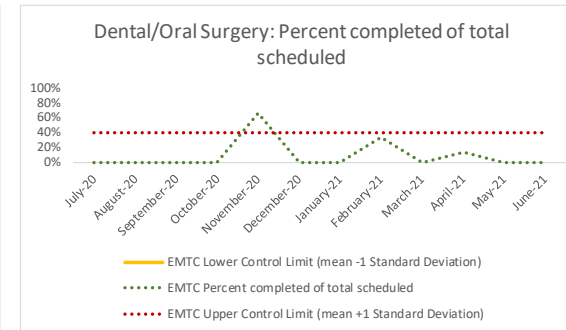
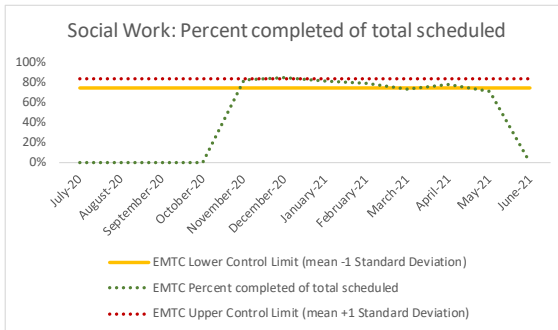
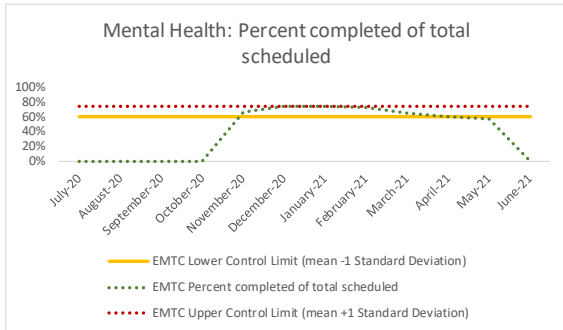
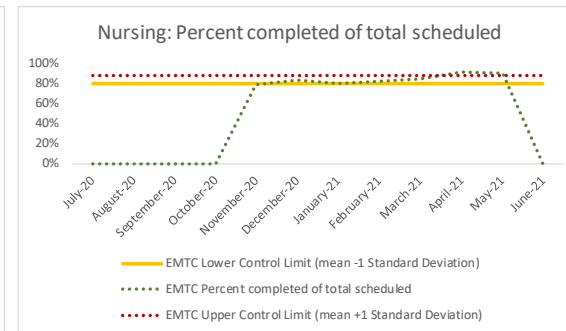
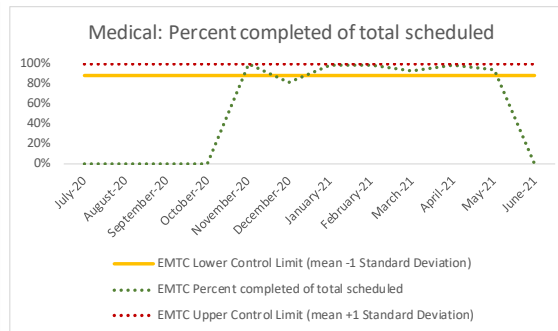
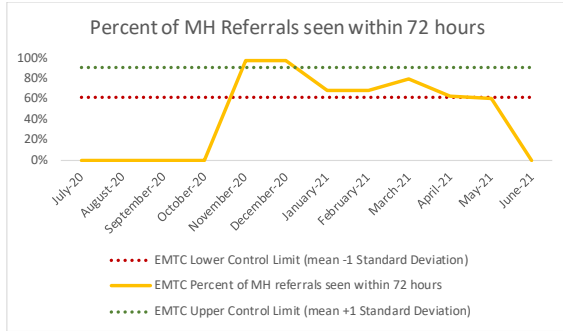
### Contents

I. Table of Contents.....	2
II. AMKC.....	3
III. EMTC.....	4
IV. GRVC.....	5
V. MDC.....	6
VI. NIC.....	7
VII. OBCC.....	8
VIII. RMSC.....	9
IX. RNDC.....	10
X. VCBC.....	11
XI. WF.....	12

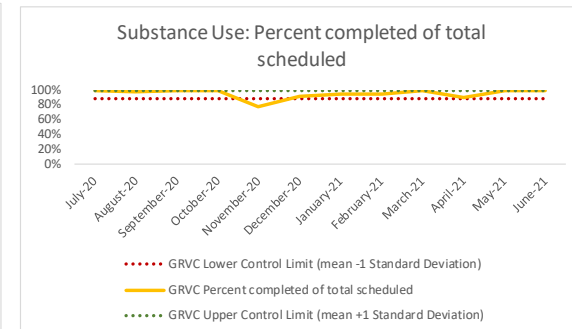
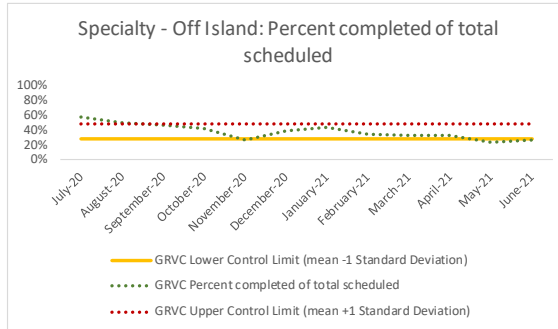
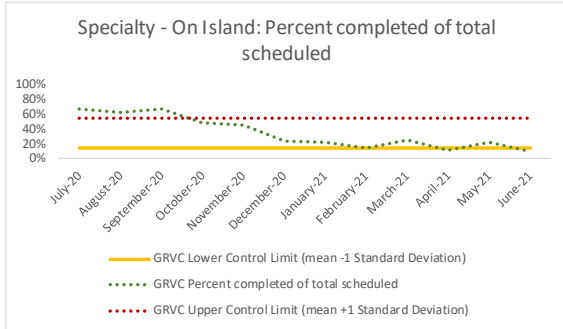
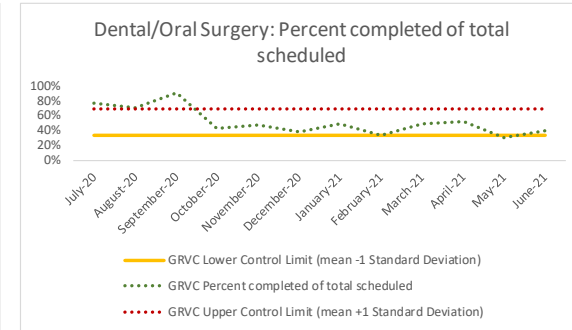
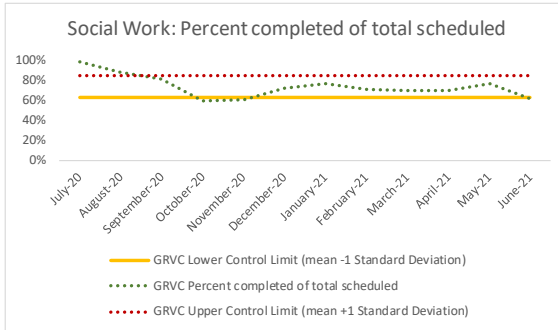
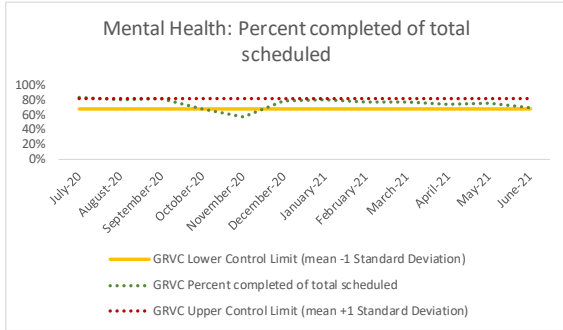
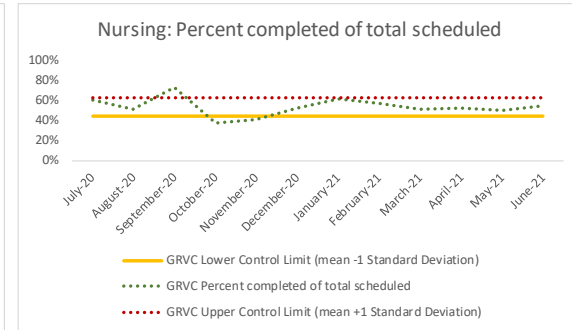
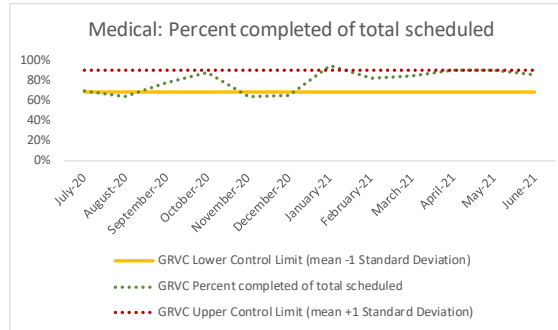
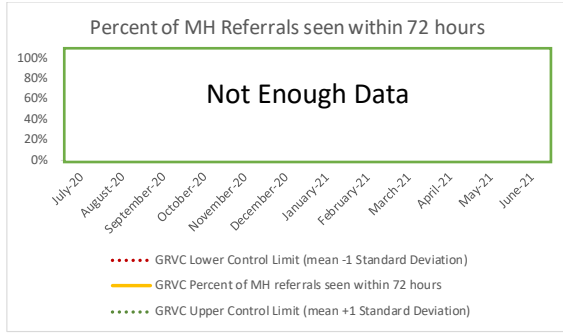
## II. AMKC



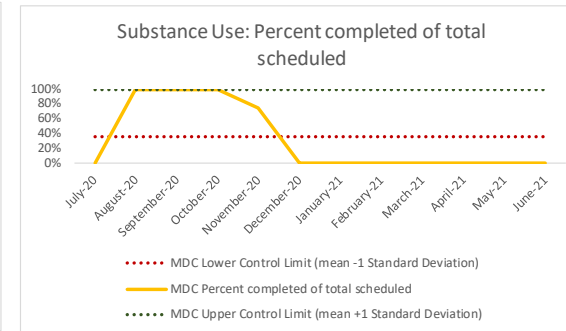
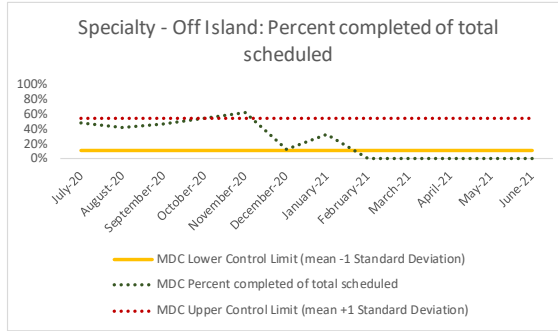
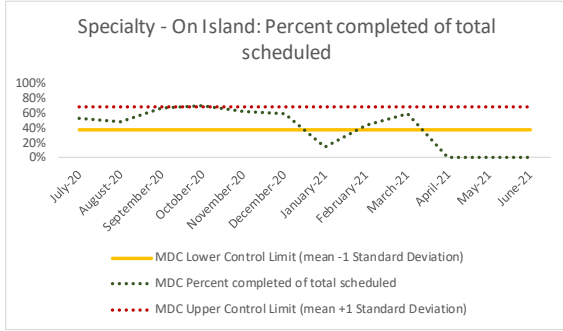
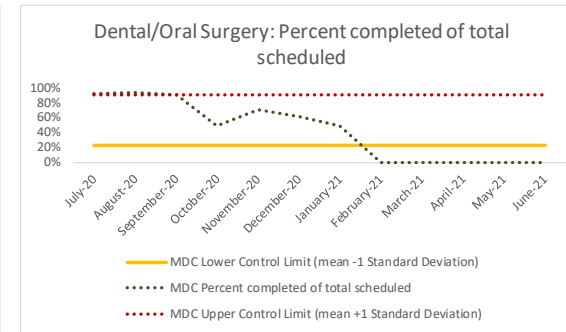
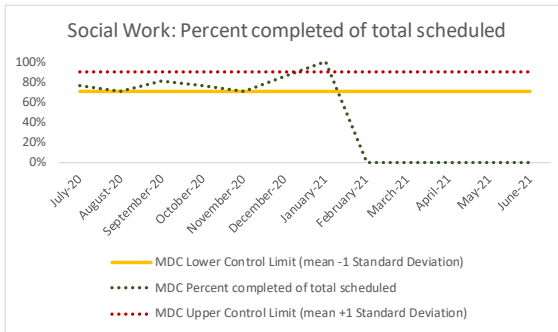
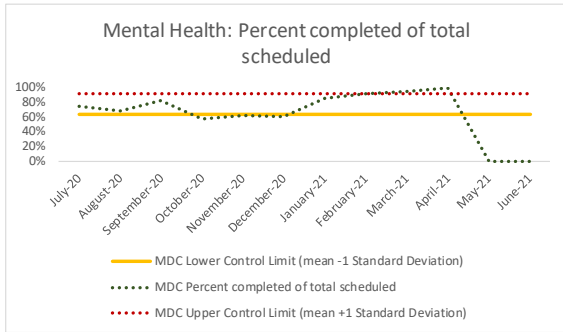
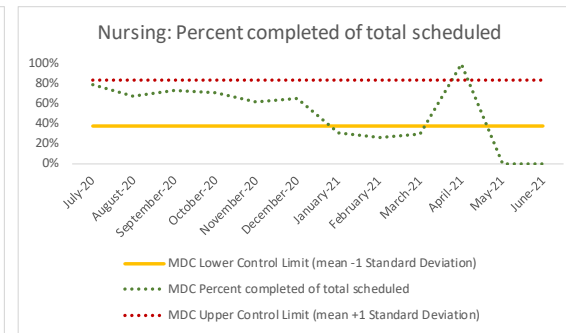
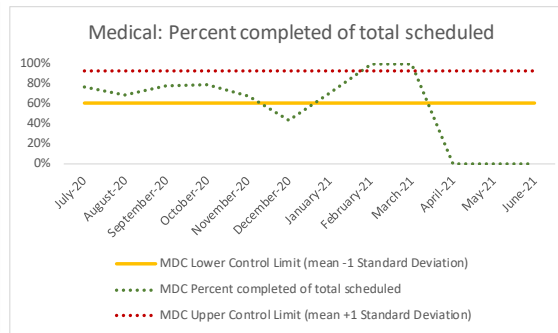
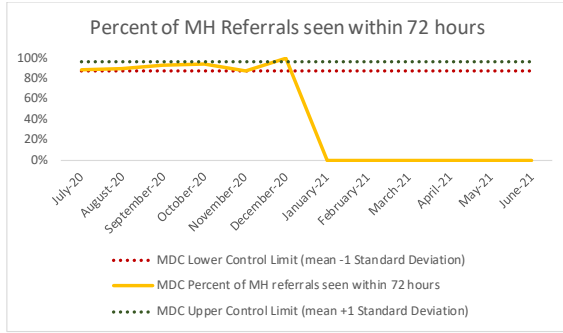
## III. EMTC



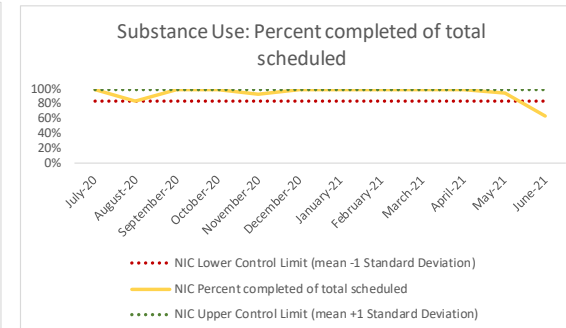
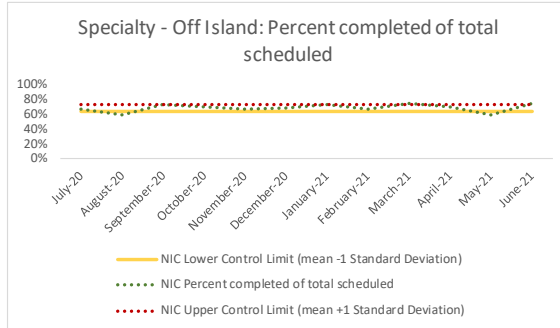
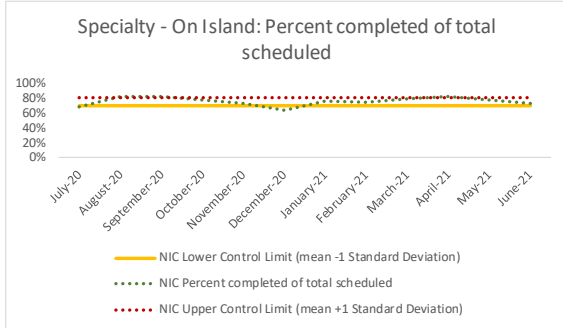
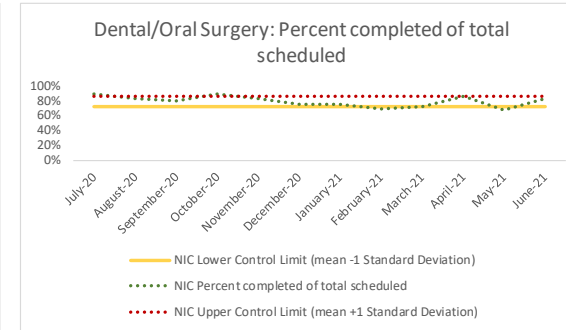
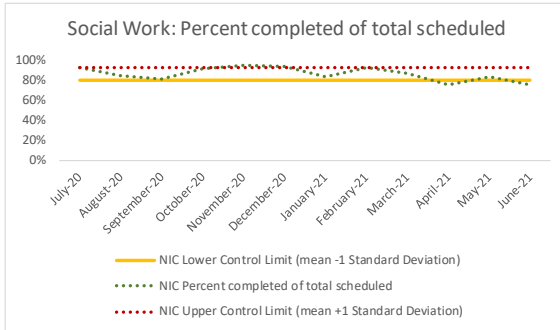
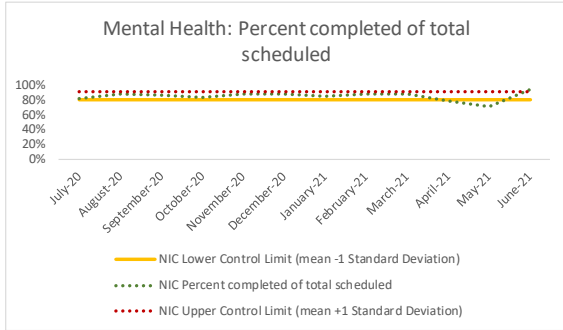
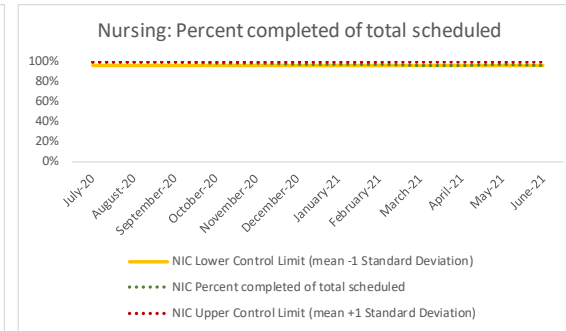
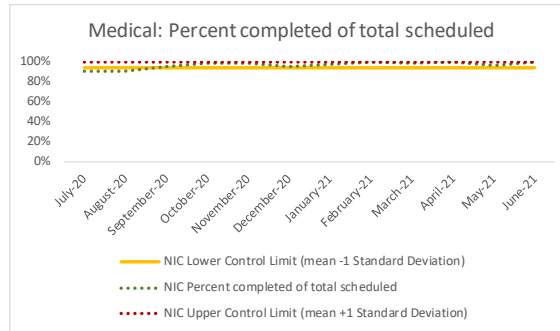
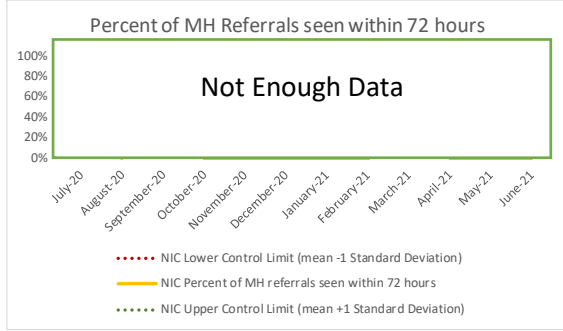
## IV. GRVC



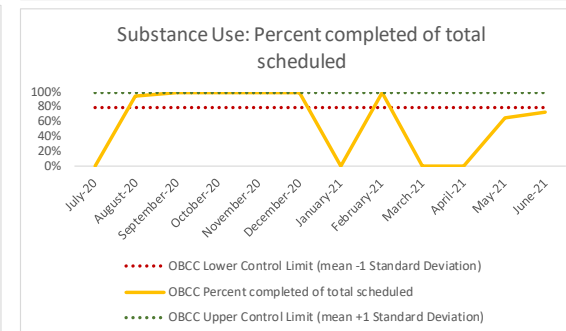
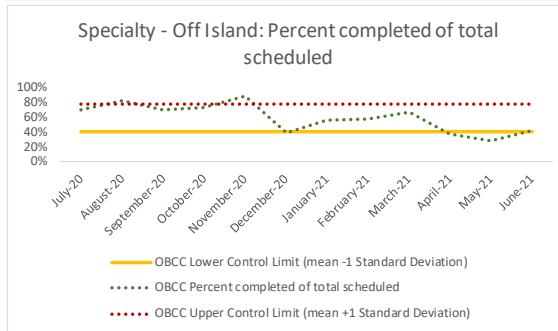
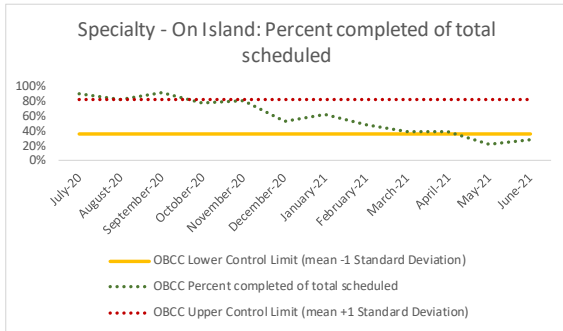
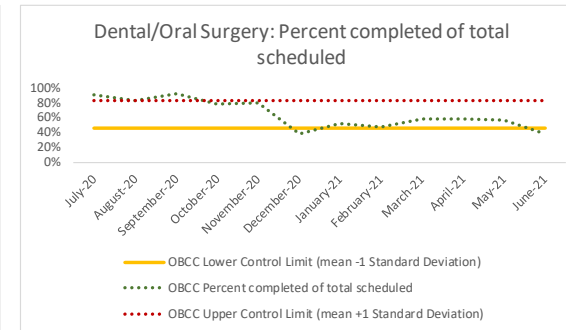
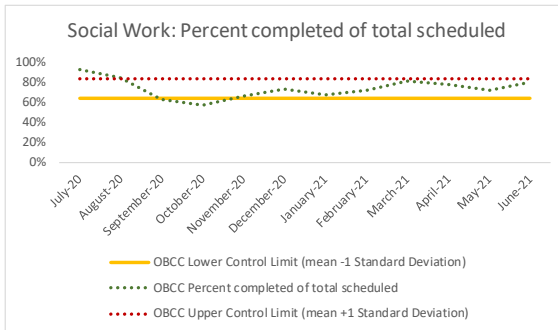
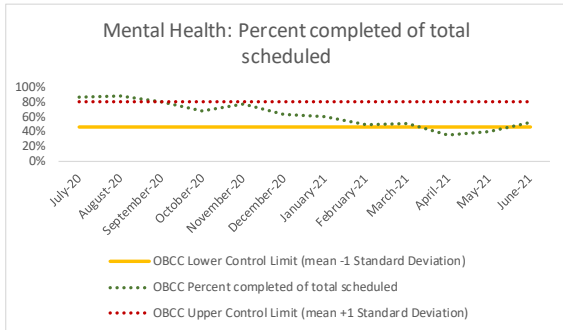
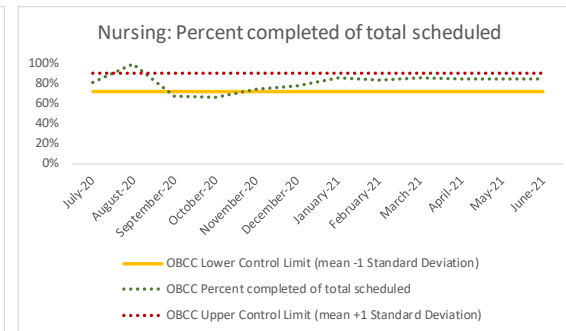
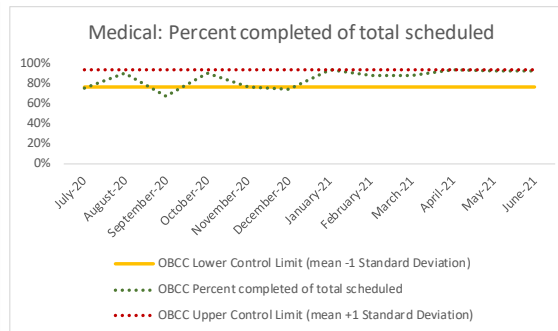
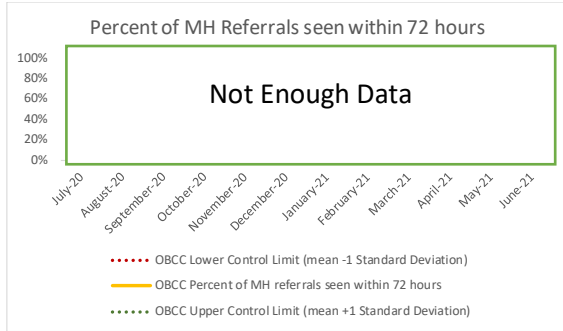
## V. MDC



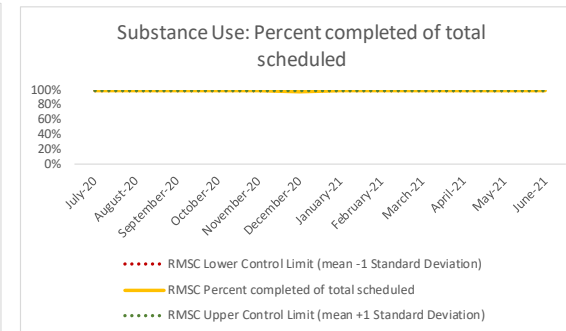
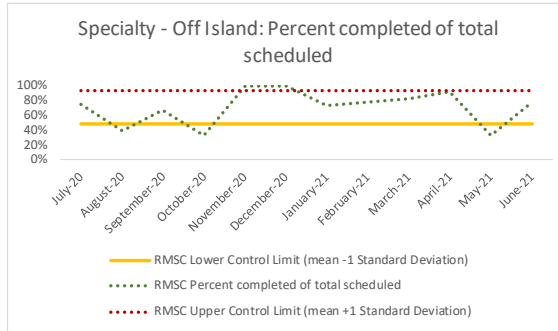
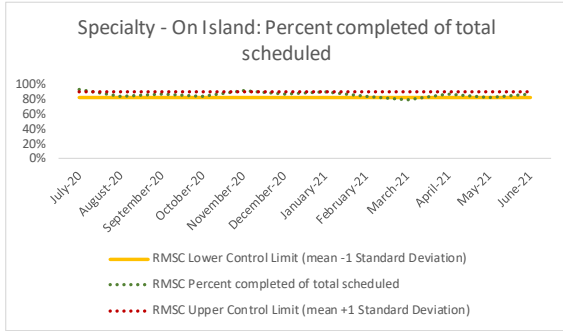
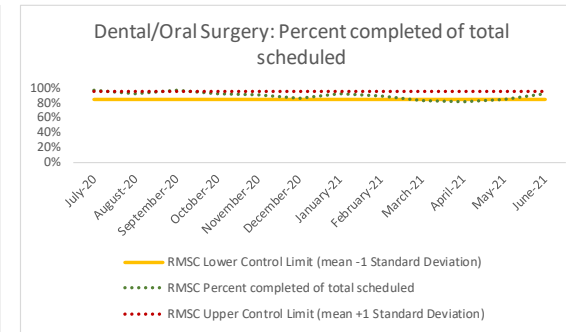
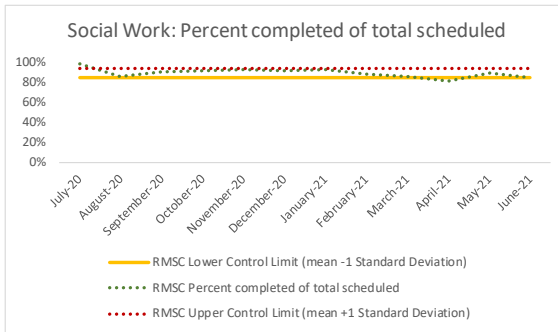
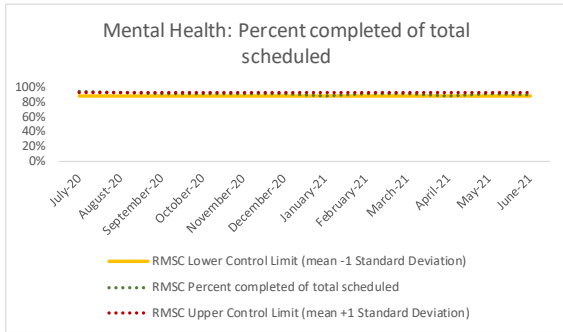
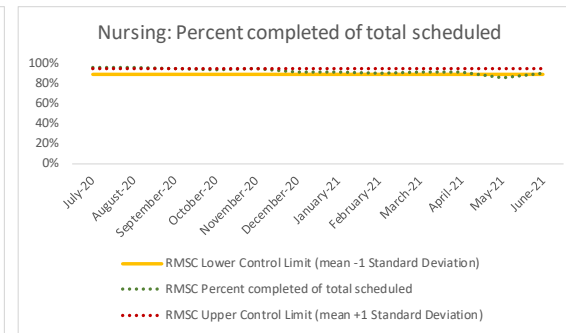
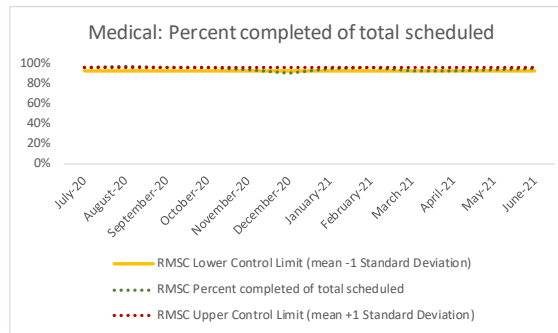
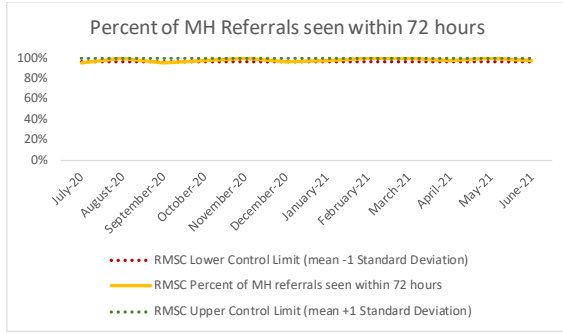
VI. NIC



## VII. OBCC

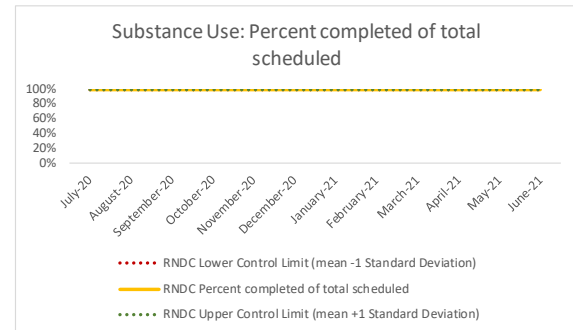
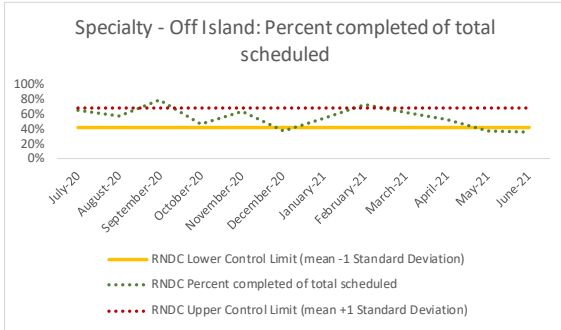
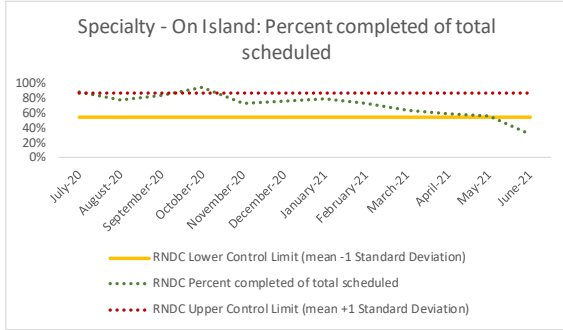
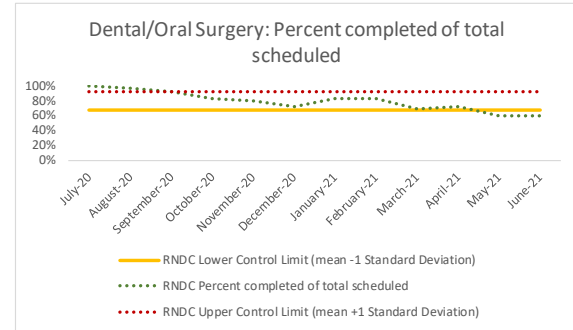
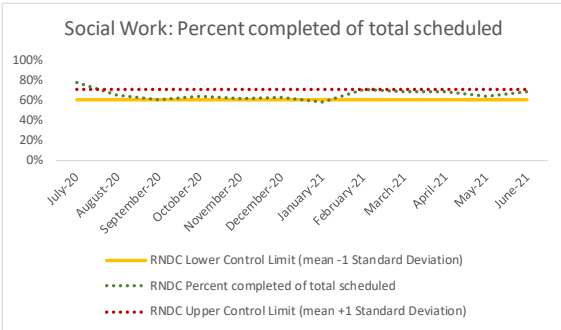
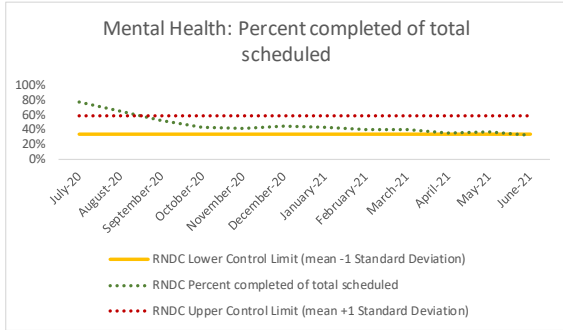
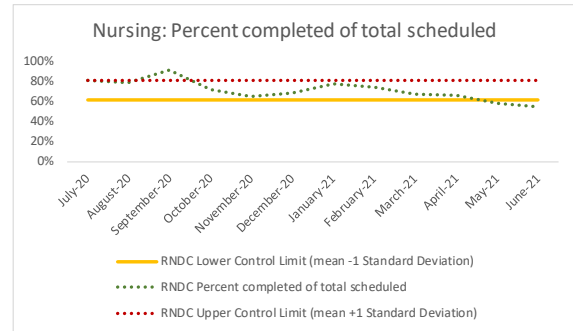
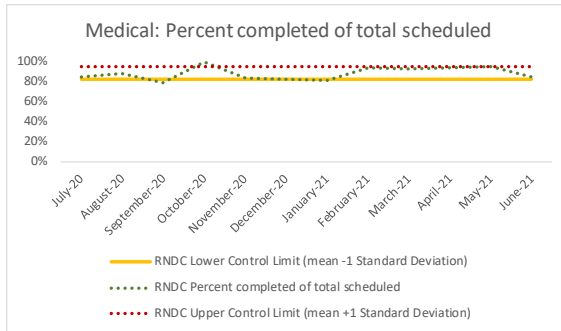
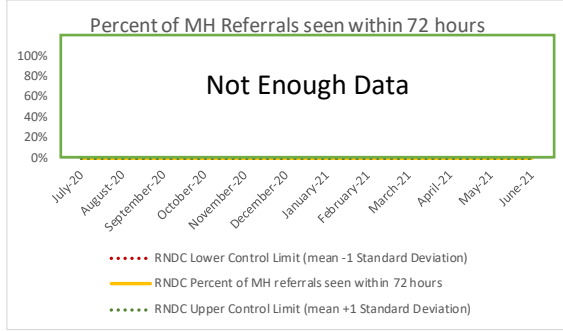


## VIII. RMSC

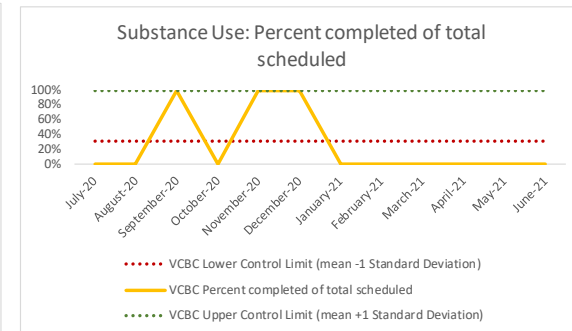
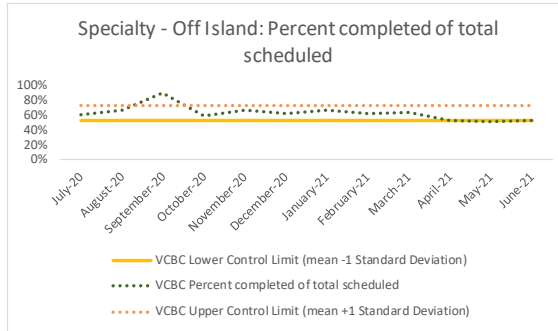
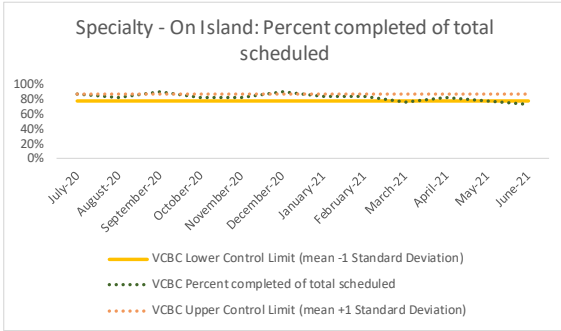
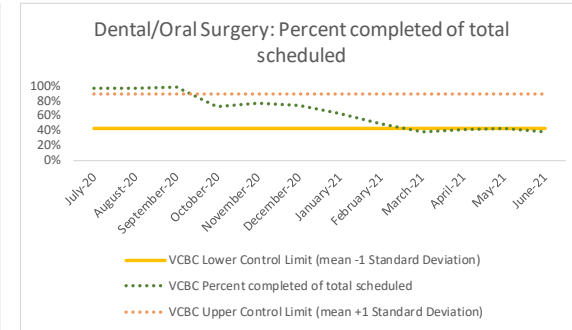
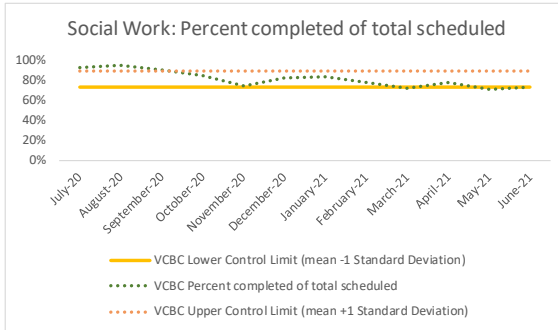
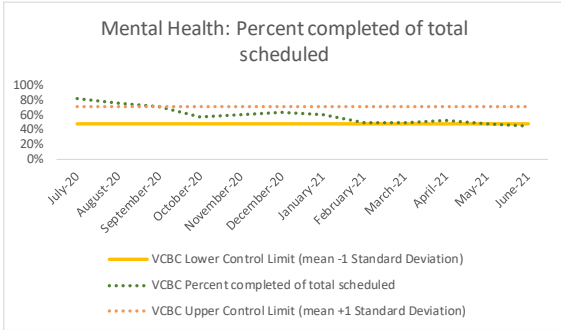
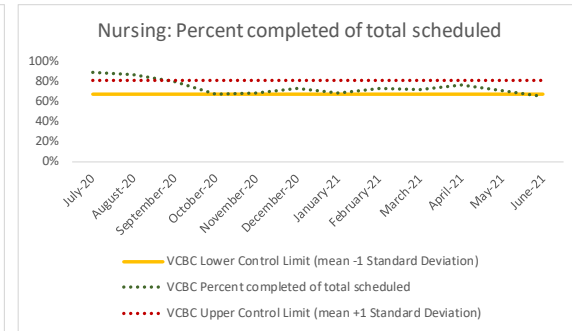
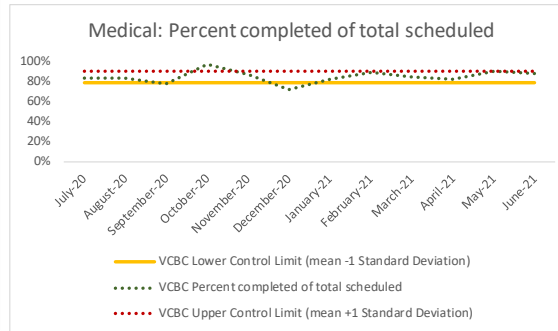
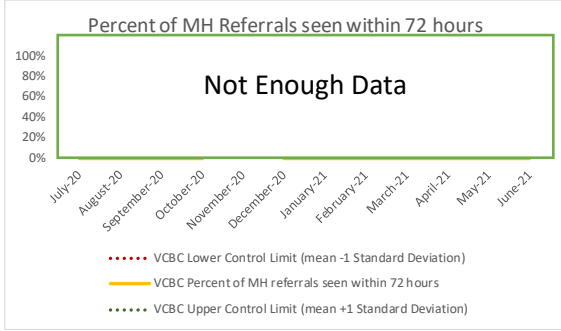




## IX. RNDC



## X. VCBC



XI. WF

