

Correctional Health Services

# CHS Access Report: February, 2018

Version: 03/20/2018 (3)

# I. Table of Contents

Contents	
I. Table of Contents.....	1
II. Data Dictionary .....	2
III. Summary Data.....	3
IV. AMKC.....	4
V. BKDC.....	6
VI. EMTC.....	8
VII. GMDC.....	10
VIII. GRVC.....	12
IX. MDC.....	14
X. NIC.....	16
XI. OBCC.....	18
XII. RMSC.....	20
XIII. RNDC.....	22
XIV. VCBC.....	24
XV. WF.....	26

## II. Data Dictionary

1	CHS Intakes (New Jail Admissions)	Definition
1.1	Completed CHS Intakes	Number of CHS admission to jail encounters completed by a provider
1.2	Average time to completion once known to CHS (hours)	Number of hours between check-in by DOC and check-out by CHS for completed intake encounters
2	Referrals made to mental health service	Definition
2.1	Referrals made to mental health service	All book and cases with an initial referral to mental health in reporting month.
2.2	Referrals seen within 72 hours	For all book and cases where an initial referral to mental health occurs in reporting month, total number of book and cases that had a mental health intake or psychiatric assessment where encounter date was $\leq 72$ hours from referral date.
2.3	Percent seen within 72 hours	2.2 divided by 2.1
3	Scheduled services by discipline with outcomes	Definition
3	Service Outcomes	<p>Shows all scheduled services by discipline and disaggregates by outcome status recorded in the EHR. Excludes encounters scheduled for discharged patients. Substance Use data sources are still being defined and will be added as a discipline in future reports.</p> <p>-Nursing excludes: finger sticks, wound care and labs collected.</p> <p>-On-Island Specialty includes: Audiology, Cardiology, Dermatology, Dialysis, ENT, Gynecology, Hand Specialist, ID Specialist, Nephrology, Neurology, Optometry, Orthopedic, Podiatry, Post Partum, Pre-Natal, Rehab Physical Therapy, Reproduction, Surgery</p> <p>-Off-Island Specialty includes: Audiology, Breast, Cardiology, Cardiovascular, Chest, Dermatology, Endocrinology, ENT, Gastroenterology, General Surgery, Gynecology, Hand, Hematology, ID/Virology, Neurosurgery, Oncology, Ophthalmology, Oral Surgery, Orthopedic, Pain Management, Plastic Surgery, Podiatry, Renal, Rheumatology, Trauma, Urology, Vascular</p> <p>N and % of Telehealth Eligible Specialties Scheduled for Telehealth: Eligible Specialties include Gastroenterology, Urology, Infectious Disease, Rheumatology and Pulmonary Diseases.</p>
4	Outcome Metrics	Definition
4.1	Percent completed	Service outcomes "Seen" and "Refused & Verified" divided by "Total Scheduled Services" minus "No Longer Indicated"
5	Unscheduled Services	Definition
5.1	Routine Sick Call Completed	Number of sick call encounters completed by CHS
5.2	Emergency Sick Call Documentation	Number of emergency encounters documented by each clinical responder. An emergency may have more than one responder. This number does not indicate distinct emergencies.
5.3	Injury Evaluations	Number of injury evaluations documented. Injury evaluations are documented at the encounter level and may contain duplicates. This number does not indicate distinct injuries.
5.4	Medical Add-Ons	Unscheduled medical follow-up encounters completed.
5.5	Number of Patients with Non-Intake Labs Collected	For each date within the report range, create cohort of distinct patients who had $\geq 1$ lab collected. If patient had $> 1$ lab collected on a single date, count once. Sum the total distinct patients on each date in the report range. Exclusions: Labs collected as a component of the intake encounter and lab results of "Refused" or "Not Available/Discharged".

## Summary Data

<b>1</b>	<b>CHS Intakes (New Jail Admissions)</b>	<b>N</b>
1.1	Completed CHS Intakes	3188
1.2	Average time to completion once known to CHS (hours)	3.8

<b>2</b>	<b>Referrals made to mental health service</b>	<b>N</b>
2.1	Referrals made to mental health service	642
2.2	Referrals seen within 72 hours	575
2.3	Percent seen within 72 hours	90%

	Scheduled Services	Medical		Nursing		Mental Health		Social Work		Dental/Oral Surgery		Specialty Clinic - On Island		Specialty Clinic - Off Island		Substance Use		Total			
		N	%	N	%	N	%	N	%	N	%	N	%	N	%	N	%	N	%		
3	Seen	4144	79%	7627	84%	13911	67%	5677	89%	1768	62%	1726	47%	298	43%	Future Metric			35151	72%	
	Refused & Verified	131	3%	341	4%	801	4%	26	0%	256	9%	906	25%	251	36%				2712	6%	
	Not Produced by DOC	628	12%	753	8%	3499	17%	442	7%	602	21%	587	16%	89	13%				6600	14%	
	Out to Court	136	3%	206	2%	1000	5%	174	3%	193	7%	185	5%	20	3%				1914	4%	
	Left Without Being Seen	8	0%	23	0%	104	1%	31	0%	27	1%	39	1%	6	1%				238	0%	
	Rescheduled by CHS	115	2%	134	1%	984	5%	40	1%	14	0%	232	6%	3	0%				1522	3%	
	Rescheduled by Hospital	N/A	N/A	N/A	N/A	N/A	N/A	N/A	N/A	N/A	N/A	N/A	N/A	N/A	27		4%			27	0%
	No Longer Indicated	54	1%	27	0%	469	2%	4	0%	7	0%	13	0%	N/A	N/A				574	1%	
	<b>Total Scheduled Services</b>	<b>5216</b>	<b>100%</b>	<b>9111</b>	<b>100%</b>	<b>20768</b>	<b>100%</b>	<b>6394</b>	<b>100%</b>	<b>2867</b>	<b>100%</b>	<b>3688</b>	<b>100%</b>	<b>694</b>	<b>100%</b>				<b>48738</b>	<b>100%</b>	
<b>N &amp; % Scheduled for Telehealth: 53, 9.7%</b>																					

4	Outcome Metrics	Medical	Nursing	Mental Health	Social Work	Dental/Oral Surgery	Specialty Clinic - On Island	Specialty Clinic - Off Island	Substance Use	Total
4.1	Percent completed	83%	88%	72%	89%	71%	72%	79%		79%

<b>5</b>	<b>Unscheduled Services</b>	<b>N</b>
5.1	Routine Sick Call Completed	8605
5.2	Emergency Sick Call Completed <sup>1</sup>	670
5.3	Injury Evaluations <sup>2</sup>	2144
5.4	Medical Add-Ons	1075
5.5	Number of Patients with Non-Intake Lab Collection	2497

<sup>1</sup>Emergency sick calls are documented by each clinical responder. This number does not indicate distinct emergencies.

<sup>2</sup>Injury evaluations are documented at the encounter level and may contain duplicates. This number does not indicate distinct injuries.

### III. AMKC

<b>1</b>	<b>CHS Intakes (New Jail Admissions)</b>	<b>N</b>
1.1	Completed CHS Intakes	597
1.2	Average time to completion once known to CHS (hours)	6.4

<b>2</b>	<b>Referrals made to mental health service</b>	<b>N</b>
2.1	Referrals made to mental health service	163
2.2	Referrals seen within 72 hours	141
2.3	Percent seen within 72 hours	87%

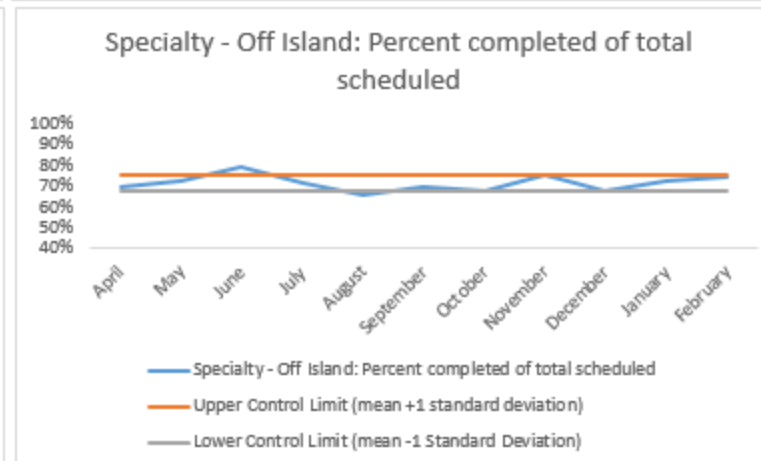
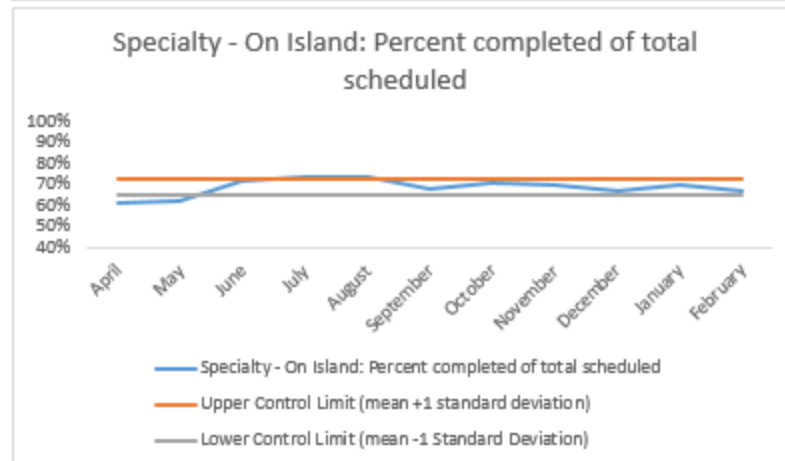
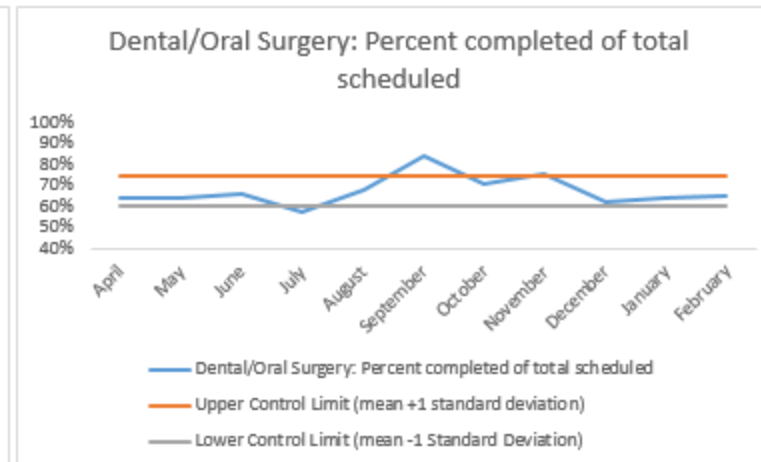
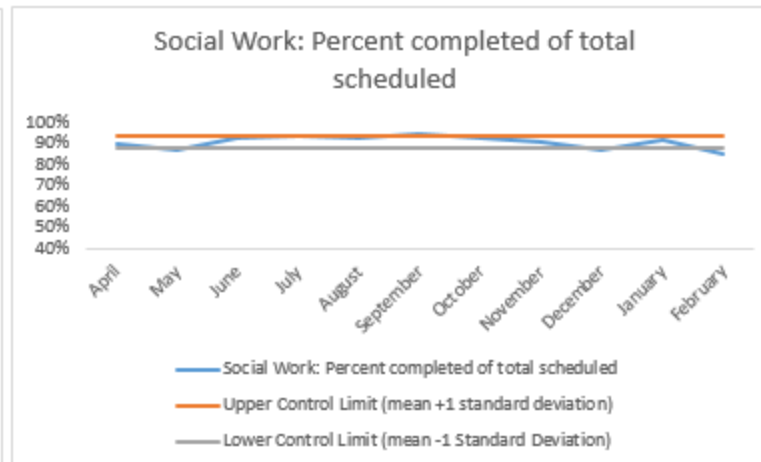
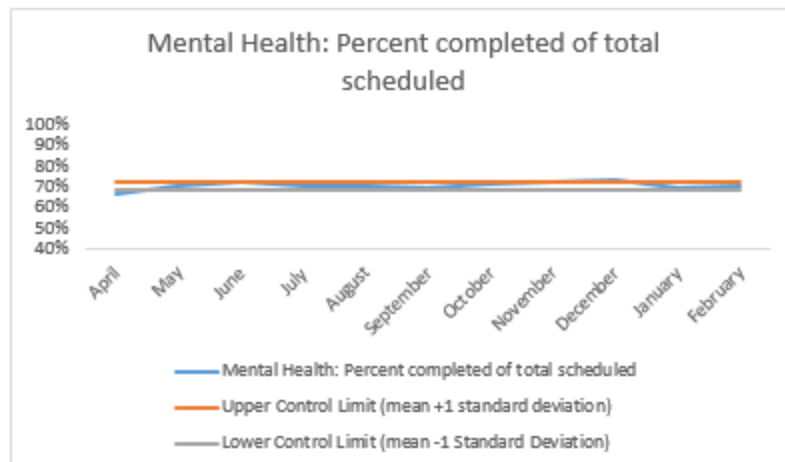
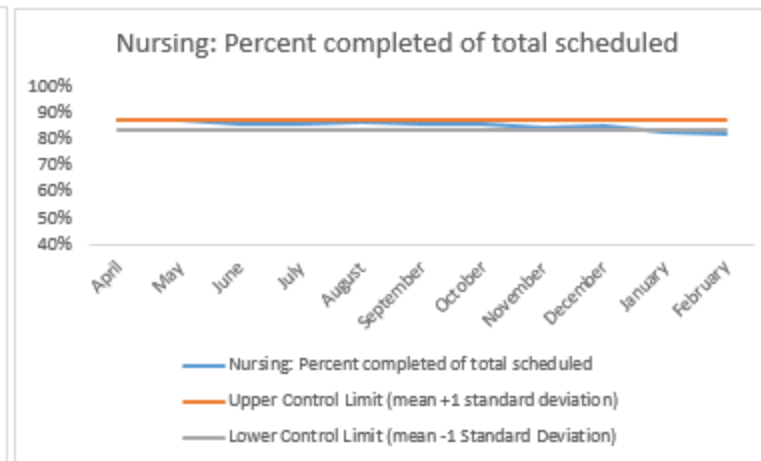
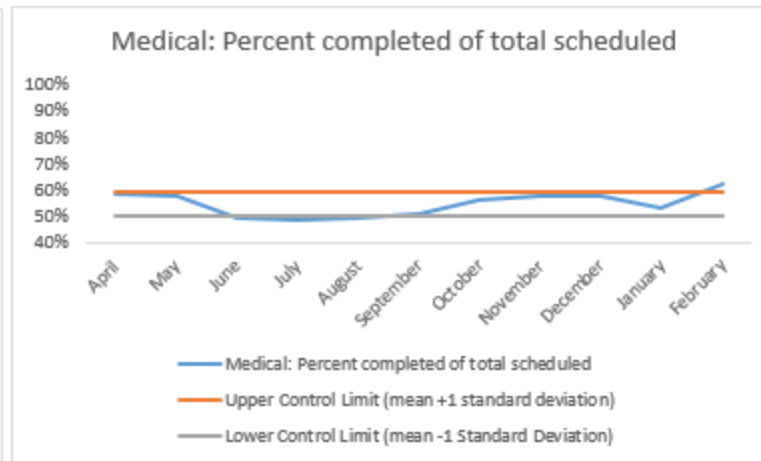
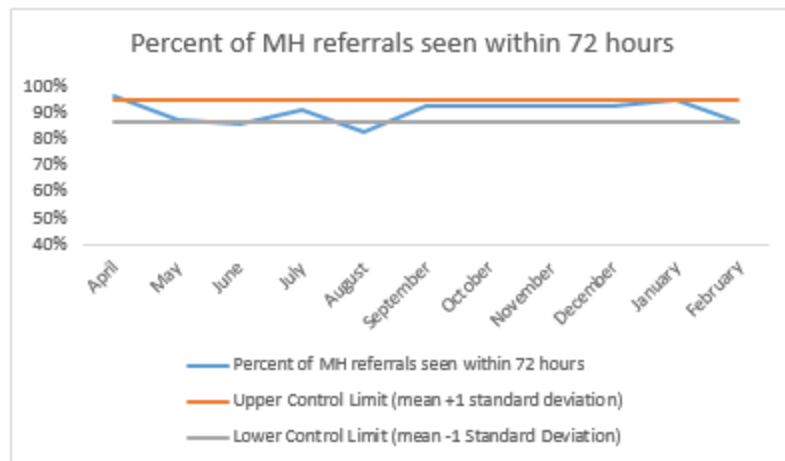
	Scheduled Services	Medical		Nursing		Mental Health		Social Work		Dental/Oral Surgery		Specialty Clinic - On Island		Specialty Clinic - Off Island		Substance Use		Total			
		N	%	N	%	N	%	N	%	N	%	N	%	N	%	N	%	N	%		
3	Seen	685	60%	2174	75%	4297	64%	1472	85%	237	54%	191	36%	45	37%	Future Metric			9101	67%	
	Refused & Verified	15	1%	178	6%	161	2%	0	0%	49	11%	163	31%	45	37%				611	5%	
	Not Produced by DOC	372	33%	407	14%	1272	19%	176	10%	130	30%	124	24%	24	20%				2505	19%	
	Out to Court	42	4%	75	3%	229	3%	55	3%	19	4%	23	4%	5	4%				448	3%	
	Left Without Being Seen	0	0%	13	0%	28	0%	21	1%	0	0%	3	1%	0	0%				65	0%	
	Rescheduled by CHS	24	2%	34	1%	404	6%	1	0%	4	1%	22	4%	0	0%				489	4%	
	Rescheduled by Hospital	N/A	N/A	N/A	N/A	N/A	N/A	N/A	N/A	N/A	N/A	N/A	N/A	N/A	2		2%			2	0%
	No Longer Indicated	2	0%	9	0%	272	4%	1	0%	1	0%	0	0%	N/A	N/A				285	2%	
	<b>Total Scheduled Services</b>	<b>1140</b>	<b>100%</b>	<b>2890</b>	<b>100%</b>	<b>6663</b>	<b>100%</b>	<b>1726</b>	<b>100%</b>	<b>440</b>	<b>100%</b>	<b>526</b>	<b>100%</b>	<b>121</b>	<b>100%</b>				<b>13506</b>	<b>100%</b>	

<b>4</b>	<b>Outcome Metrics</b>	<b>Medical</b>	<b>Nursing</b>	<b>Mental Health</b>	<b>Social Work</b>	<b>Dental/Oral Surgery</b>	<b>Specialty Clinic - On Island</b>	<b>Specialty Clinic - Off Island</b>	<b>Substance Use</b>	<b>Total</b>
4.1	Percent completed	62%	82%	70%	85%	65%	67%	74%		73%

<b>5</b>	<b>Unscheduled Services</b>	<b>N</b>
5.1	Routine Sick Call Completed	1654
5.2	Emergency Sick Call Completed <sup>1</sup>	162
5.3	Injury Evaluations <sup>2</sup>	449
5.4	Medical Add-Ons	184
5.5	Number of Patients with Non-Intake Lab Collection	452

<sup>1</sup>Emergency sick calls are documented by each clinical responder. This number does not indicate distinct emergencies.

<sup>2</sup>Injury evaluations are documented at the encounter level and may contain duplicates. This number does not indicate distinct injuries.



#### IV. BKDC

<b>1</b>	<b>CHS Intakes (New Jail Admissions)</b>	<b>N</b>
1.1	Completed CHS Intakes	569
1.2	Average time to completion once known to CHS (hours)	3.0

<b>2</b>	<b>Referrals made to mental health service</b>	<b>N</b>
2.1	Referrals made to mental health service	33
2.2	Referrals seen within 72 hours	27
2.3	Percent seen within 72 hours	82%

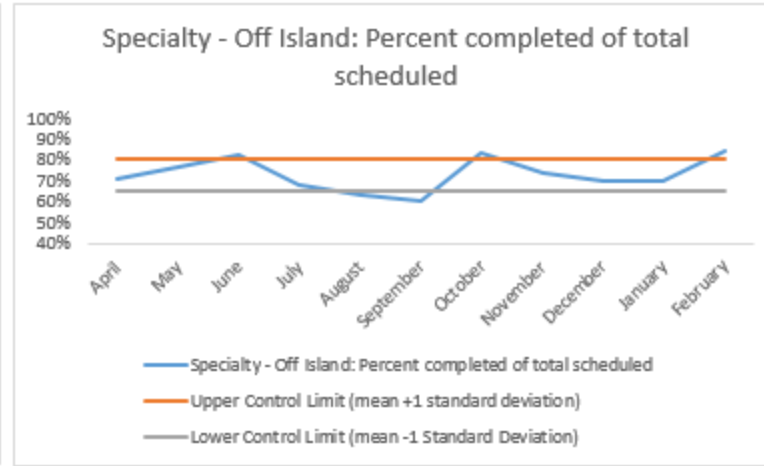
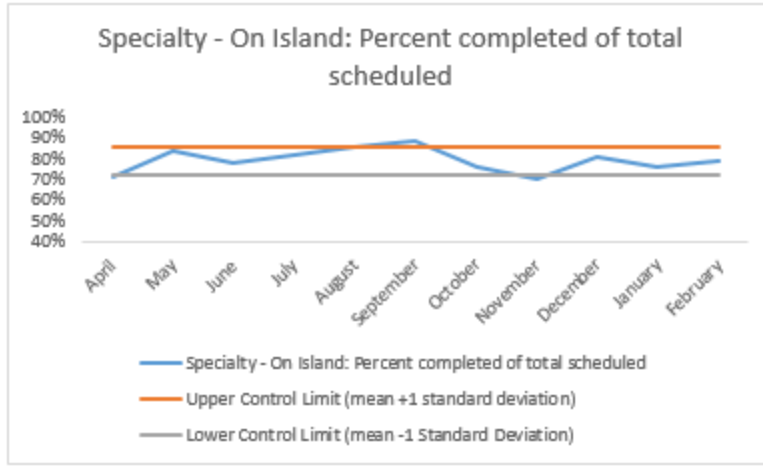
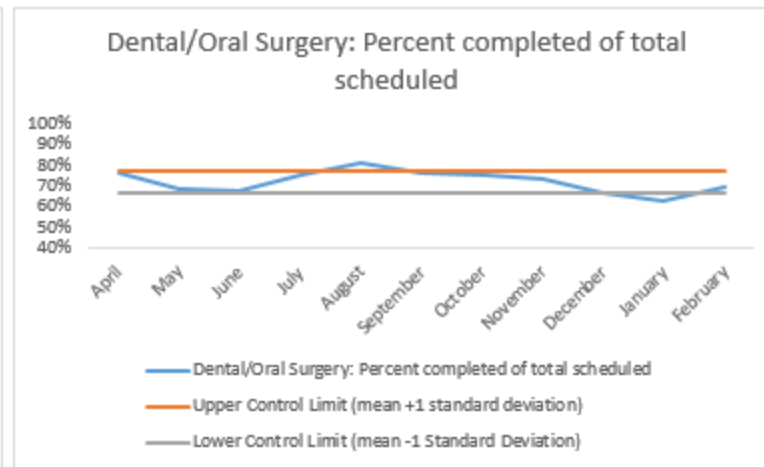
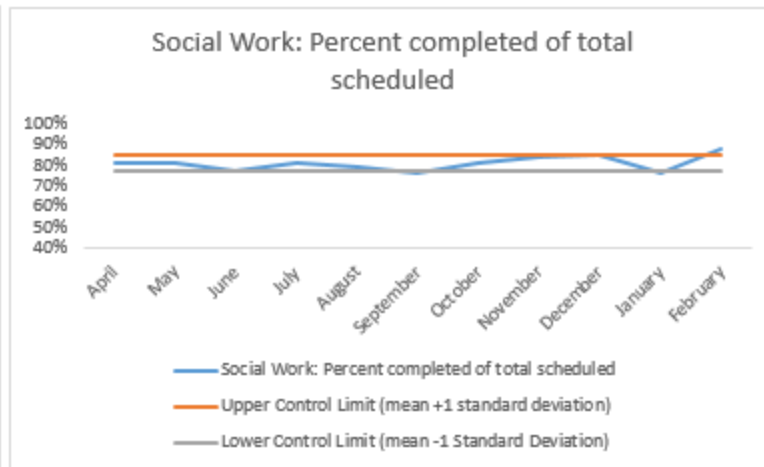
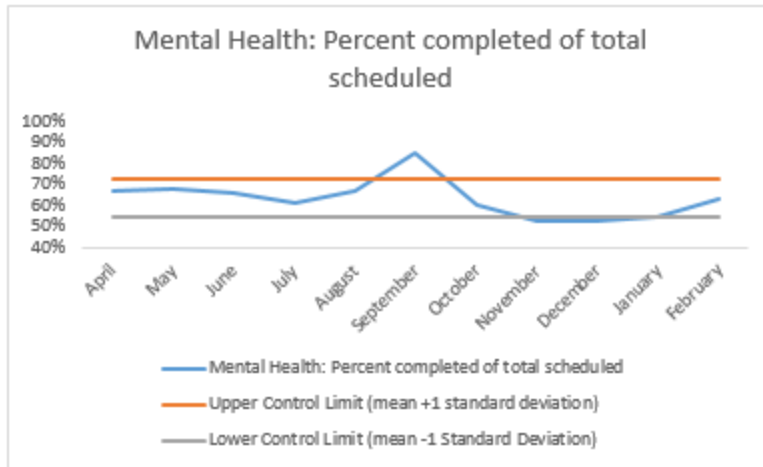
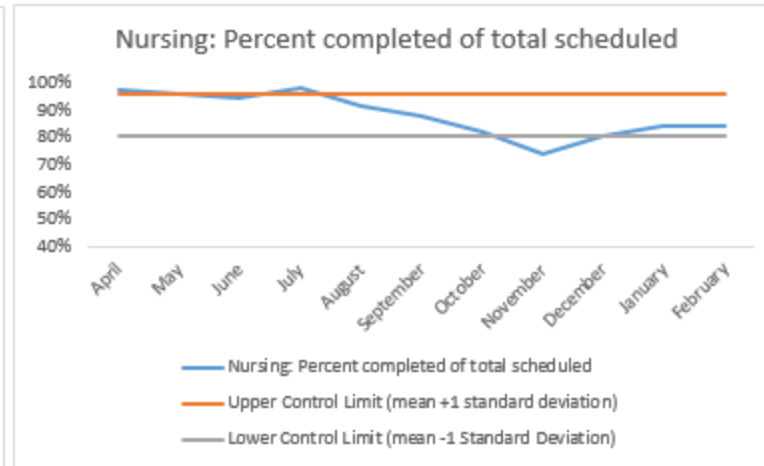
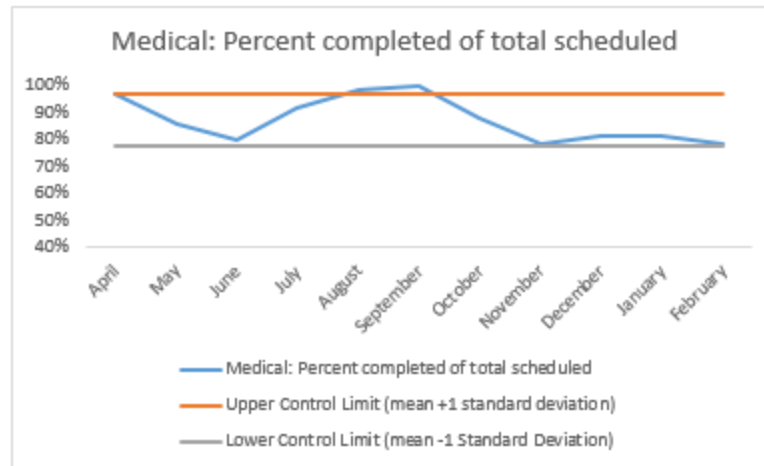
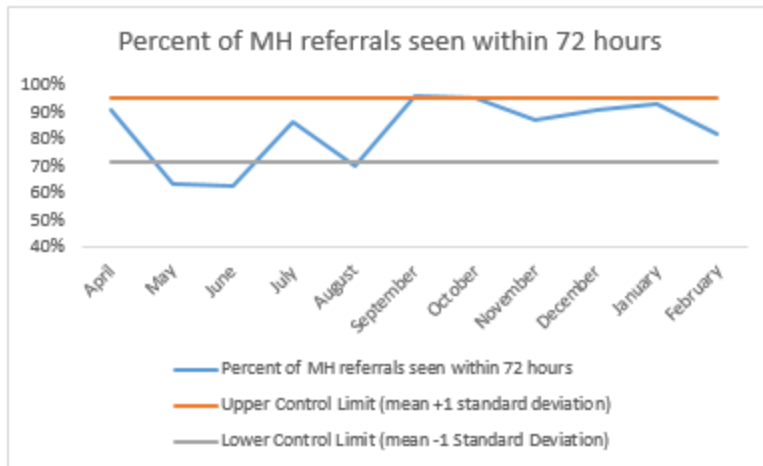
	Scheduled Services	Medical		Nursing		Mental Health		Social Work		Dental/Oral Surgery		Specialty Clinic - On Island		Specialty Clinic - Off Island		Substance Use		Total			
		N	%	N	%	N	%	N	%	N	%	N	%	N	%	N	%	N	%		
3	Service Outcomes																				
	Seen	125	76%	305	83%	592	57%	162	86%	137	61%	35	41%	17	44%	Future Metric			1373	65%	
	Refused & Verified	0	0%	4	1%	61	6%	3	2%	16	7%	33	38%	16	41%				133	6%	
	Not Produced by DOC	30	18%	20	5%	187	18%	17	9%	58	26%	6	7%	3	8%				321	15%	
	Out to Court	2	1%	15	4%	86	8%	4	2%	9	4%	3	3%	1	3%				120	6%	
	Left Without Being Seen	0	0%	0	0%	9	1%	0	0%	3	1%	0	0%	0	0%				12	1%	
	Rescheduled by CHS	4	2%	22	6%	95	9%	2	1%	0	0%	9	10%	1	3%				133	6%	
	Rescheduled by Hospital	N/A	N/A	N/A	N/A	N/A	N/A	N/A	N/A	N/A	N/A	N/A	N/A	N/A	1		3%			1	0%
	No Longer Indicated	3	2%	0	0%	2	0%	0	0%	0	0%	0	0%	N/A	N/A				5	0%	
<b>Total Scheduled Services</b>	<b>164</b>	<b>100%</b>	<b>366</b>	<b>100%</b>	<b>1032</b>	<b>100%</b>	<b>188</b>	<b>100%</b>	<b>223</b>	<b>100%</b>	<b>86</b>	<b>100%</b>	<b>39</b>	<b>100%</b>				<b>2098</b>	<b>100%</b>		

<b>4</b>	<b>Outcome Metrics</b>	<b>Medical</b>	<b>Nursing</b>	<b>Mental Health</b>	<b>Social Work</b>	<b>Dental/Oral Surgery</b>	<b>Specialty Clinic - On Island</b>	<b>Specialty Clinic - Off Island</b>	<b>Substance Use</b>	<b>Total</b>
4.1	Percent completed	78%	84%	63%	88%	69%	79%	85%		72%

<b>5</b>	<b>Unscheduled Services</b>	<b>N</b>
5.1	Routine Sick Call Completed	390
5.2	Emergency Sick Call Completed <sup>1</sup>	21
5.3	Injury Evaluations <sup>2</sup>	149
5.4	Medical Add-Ons	19
5.5	Number of Patients with Non-Intake Lab Collection	125

<sup>1</sup>Emergency sick calls are documented by each clinical responder. This number does not indicate distinct emergencies.

<sup>2</sup>Injury evaluations are documented at the encounter level and may contain duplicates. This number does not indicate distinct injuries.





## V. EMTC

<b>1</b>	<b>CHS Intakes (New Jail Admissions)</b>	<b>N</b>
1.1	Completed CHS Intakes	227
1.2	Average time to completion once known to CHS (hours)	6.9

<b>2</b>	<b>Referrals made to mental health service</b>	<b>N</b>
2.1	Referrals made to mental health service	70
2.2	Referrals seen within 72 hours	65
2.3	Percent seen within 72 hours	93%

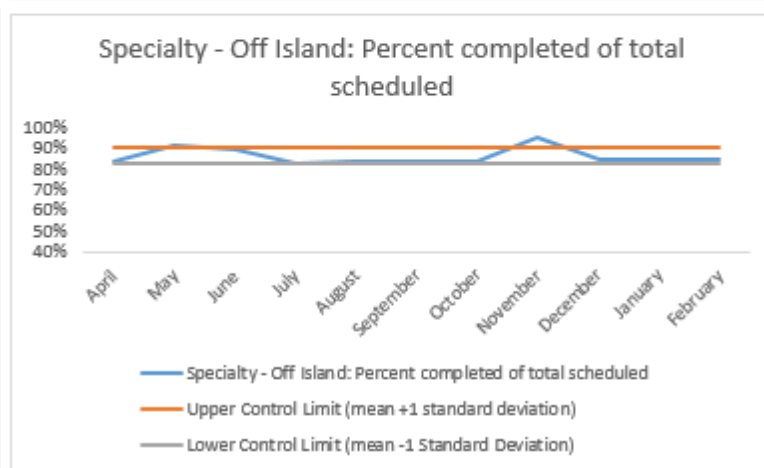
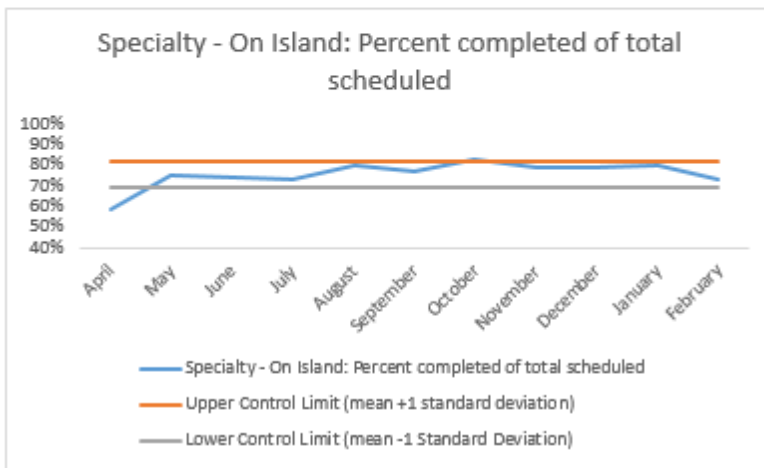
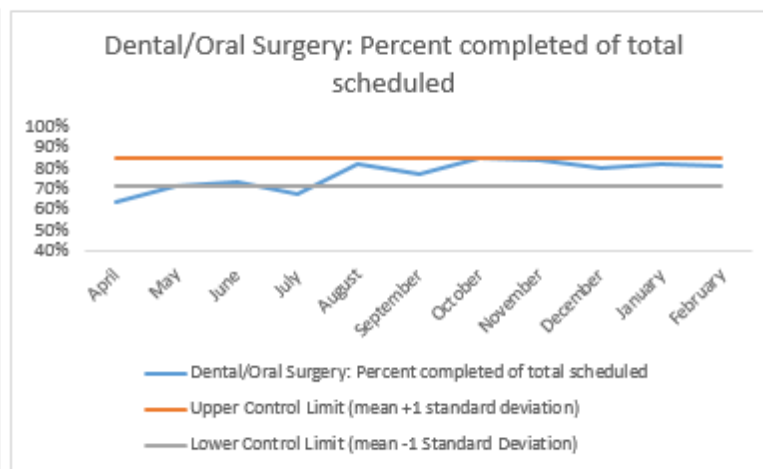
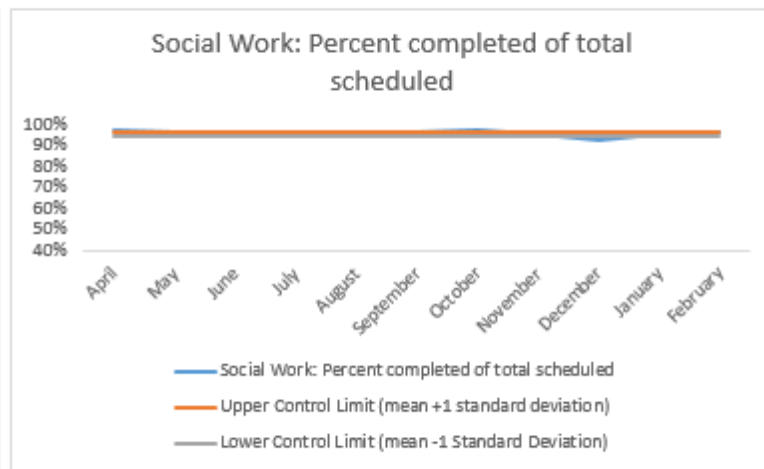
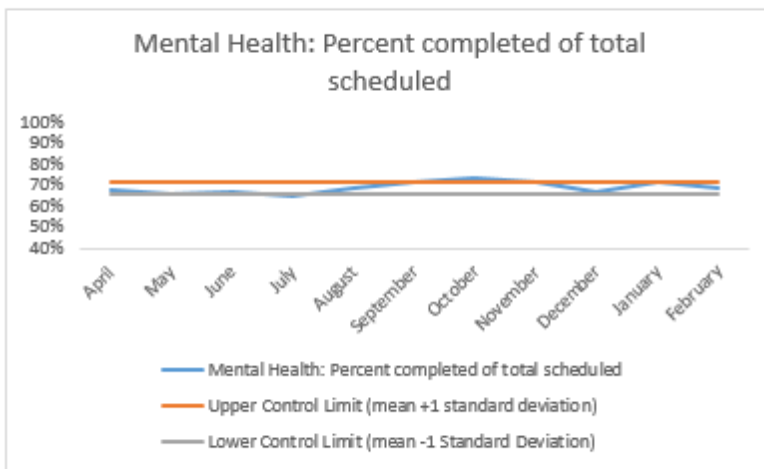
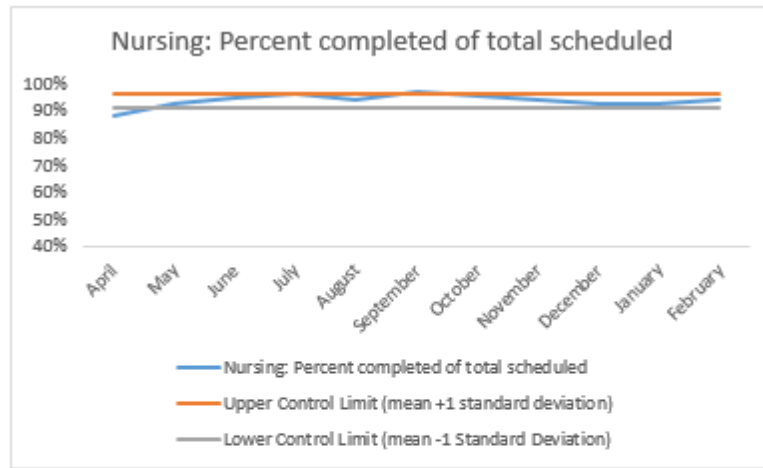
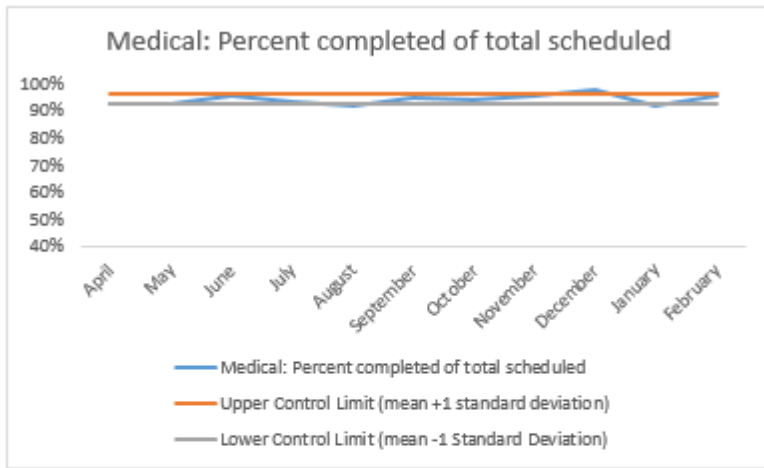
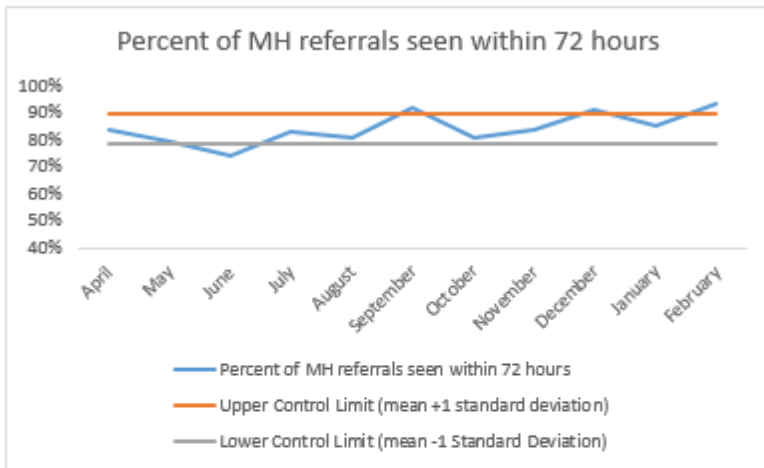
	Scheduled Services	Medical		Nursing		Mental Health		Social Work		Dental/Oral Surgery		Specialty Clinic - On Island		Specialty Clinic - Off Island		Substance Use		Total			
		N	%	N	%	N	%	N	%	N	%	N	%	N	%	N	%	N	%		
3	Service Outcomes																				
	Seen	349	94%	617	92%	901	60%	893	95%	254	64%	176	47%	33	51%	Future Metric			3223	74%	
	Refused & Verified	7	2%	14	2%	131	9%	2	0%	69	17%	97	26%	22	34%				342	8%	
	Not Produced by DOC	7	2%	29	4%	394	26%	32	3%	54	14%	69	18%	7	11%				592	14%	
	Out to Court	1	0%	3	0%	17	1%	3	0%	17	4%	7	2%	1	2%				49	1%	
	Left Without Being Seen	0	0%	0	0%	9	1%	0	0%	4	1%	5	1%	1	2%				19	0%	
	Rescheduled by CHS	8	2%	9	1%	46	3%	6	1%	0	0%	19	5%	0	0%				88	2%	
	Rescheduled by Hospital	N/A	N/A	N/A	N/A	N/A	N/A	N/A	N/A	N/A	N/A	N/A	N/A	N/A	1		2%			1	0%
	No Longer Indicated	0	0%	0	0%	15	1%	0	0%	0	0%	0	0%	N/A	N/A				15	0%	
<b>Total Scheduled Services</b>	<b>372</b>	<b>100%</b>	<b>672</b>	<b>100%</b>	<b>1513</b>	<b>100%</b>	<b>936</b>	<b>100%</b>	<b>398</b>	<b>100%</b>	<b>373</b>	<b>100%</b>	<b>65</b>	<b>100%</b>				<b>4329</b>	<b>100%</b>		

4	Outcome Metrics	Medical	Nursing	Mental Health	Social Work	Dental/Oral Surgery	Specialty Clinic - On Island	Specialty Clinic - Off Island	Substance Use	Total
4.1	Percent completed	96%	94%	69%	96%	81%	73%	85%		83%

<b>5</b>	<b>Unscheduled Services</b>	<b>N</b>
5.1	Routine Sick Call Completed	941
5.2	Emergency Sick Call Completed <sup>1</sup>	138
5.3	Injury Evaluations <sup>2</sup>	121
5.4	Medical Add-Ons	146
5.5	Number of Patients with Non-Intake Lab Collection	296

<sup>1</sup>Emergency sick calls are documented by each clinical responder. This number does not indicate distinct emergencies.

<sup>2</sup>Injury evaluations are documented at the encounter level and may contain duplicates. This number does not indicate distinct injuries.



## VI. GMDC

<b>1</b>	<b>CHS Intakes (New Jail Admissions)</b>	<b>N</b>
1.1	Completed CHS Intakes	56
1.2	Average time to completion once known to CHS (hours)	2.2

<b>2</b>	<b>Referrals made to mental health service</b>	<b>N</b>
2.1	Referrals made to mental health service	24
2.2	Referrals seen within 72 hours	21
2.3	Percent seen within 72 hours	88%

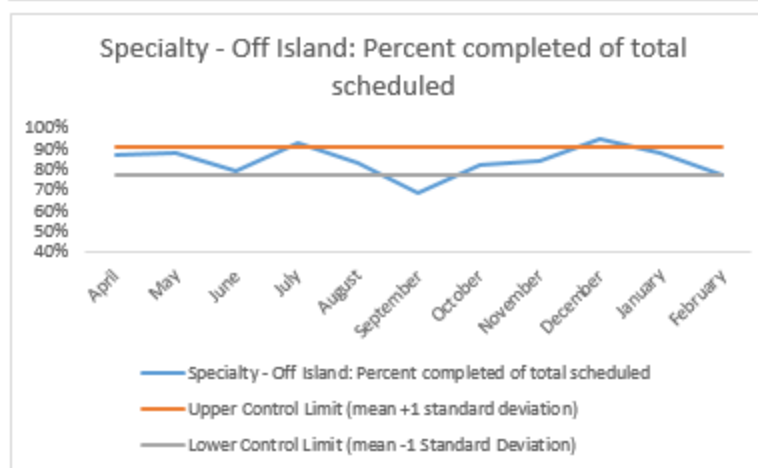
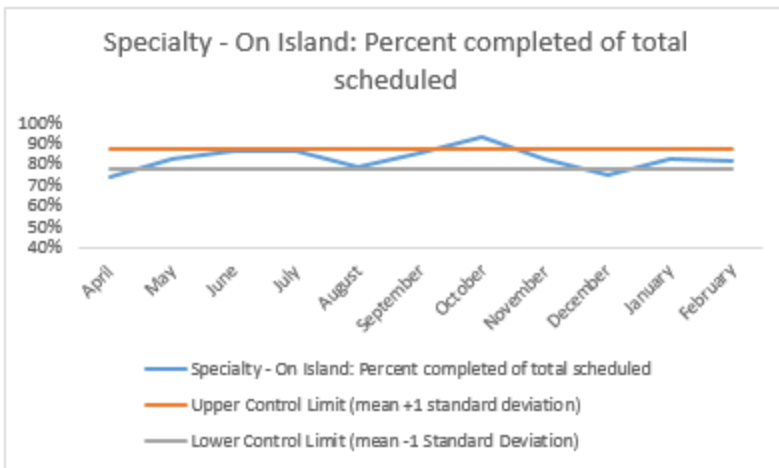
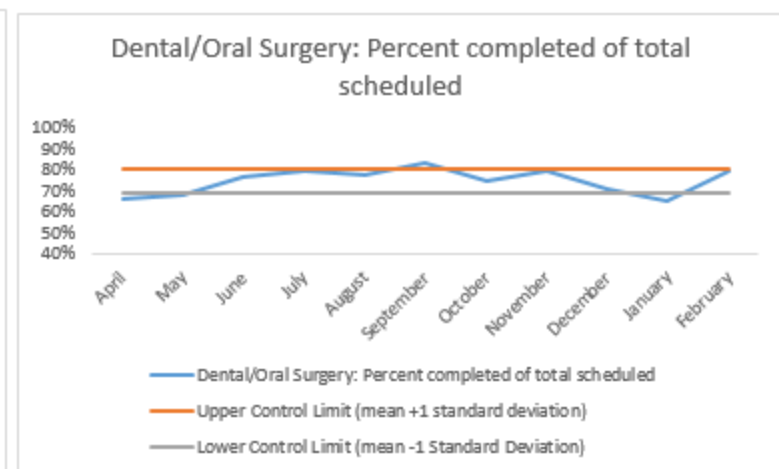
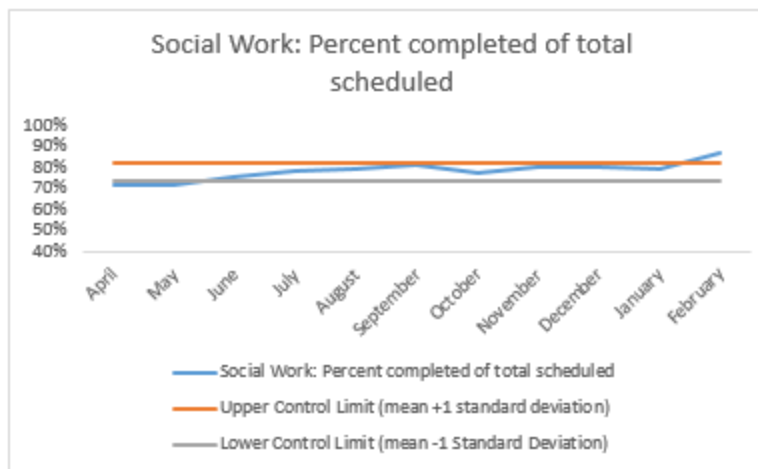
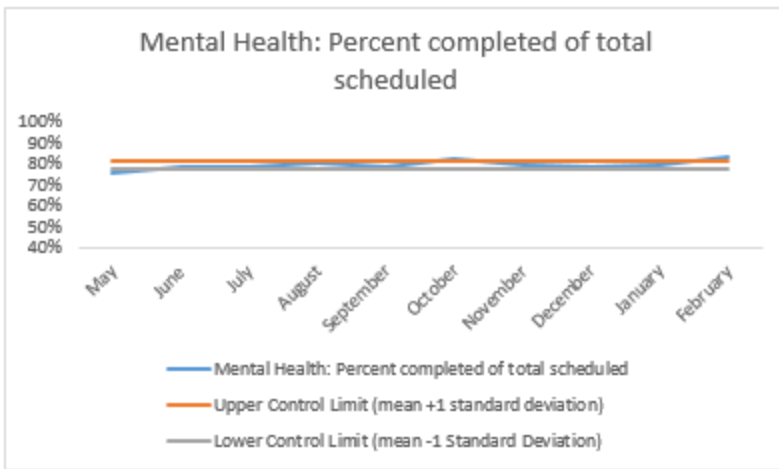
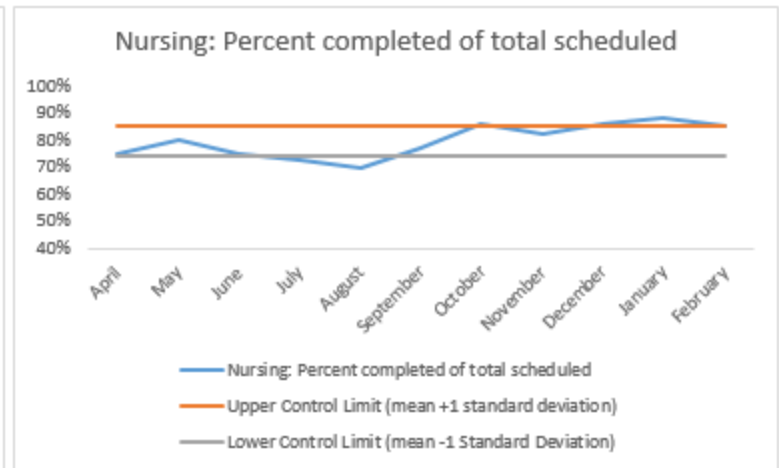
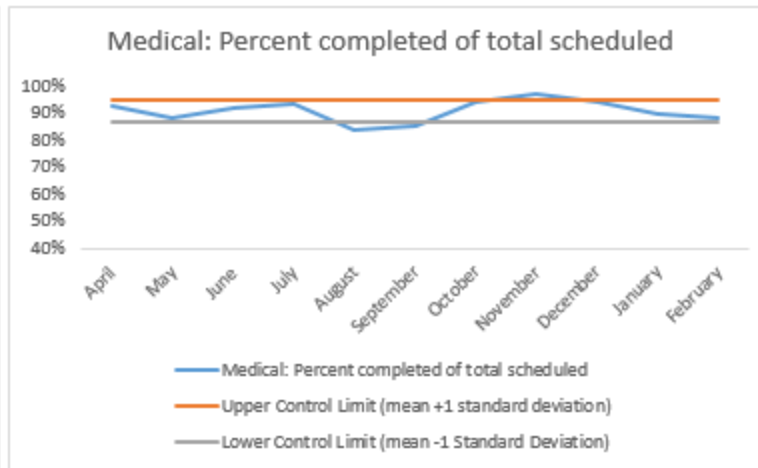
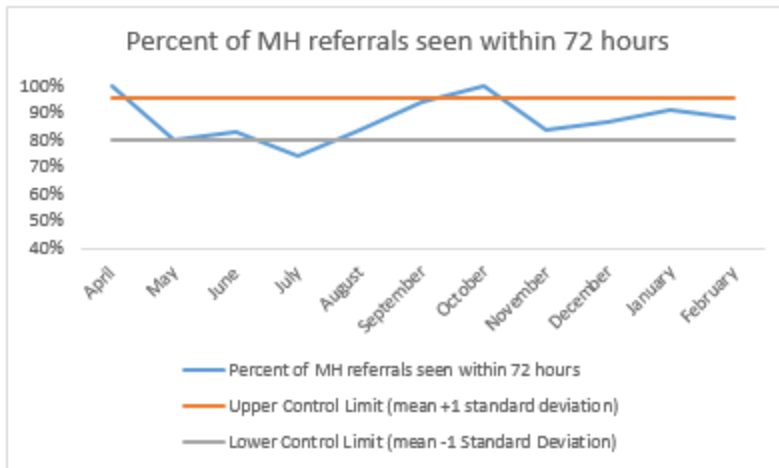
	Scheduled Services	Medical		Nursing		Mental Health		Social Work		Dental/Oral Surgery		Specialty Clinic - On Island		Specialty Clinic - Off Island		Substance Use		Total			
		N	%	N	%	N	%	N	%	N	%	N	%	N	%	N	%	N	%		
3	Seen	100	85%	219	83%	796	75%	217	87%	125	78%	60	39%	17	49%	Future Metric			1534	75%	
	Refused & Verified	3	3%	4	2%	61	6%	0	0%	3	2%	64	42%	10	29%				145	7%	
	Not Produced by DOC	5	4%	28	11%	89	8%	28	11%	25	16%	9	6%	5	14%				189	9%	
	Out to Court	6	5%	9	3%	51	5%	5	2%	8	5%	8	5%	1	3%				88	4%	
	Left Without Being Seen	0	0%	0	0%	3	0%	0	0%	0	0%	0	0%	0	0%				3	0%	
	Rescheduled by CHS	3	3%	3	1%	37	3%	0	0%	0	0%	11	7%	0	0%				54	3%	
	Rescheduled by Hospital	N/A	N/A	N/A	N/A	N/A	N/A	N/A	N/A	N/A	N/A	N/A	N/A	N/A	2		6%			2	0%
	No Longer Indicated	0	0%	0	0%	27	3%	0	0%	0	0%	0	0%	N/A	N/A				27	1%	
	<b>Total Scheduled Services</b>	<b>117</b>	<b>100%</b>	<b>263</b>	<b>100%</b>	<b>1064</b>	<b>100%</b>	<b>250</b>	<b>100%</b>	<b>161</b>	<b>100%</b>	<b>152</b>	<b>100%</b>	<b>35</b>	<b>100%</b>				<b>2042</b>	<b>100%</b>	

4	Outcome Metrics	Medical	Nursing	Mental Health	Social Work	Dental/Oral Surgery	Specialty Clinic - On Island	Specialty Clinic - Off Island	Substance Use	Total
4.1	Percent completed	88%	85%	83%	87%	80%	82%	77%		83%

<b>5</b>	<b>Unscheduled Services</b>	<b>N</b>
5.1	Routine Sick Call Completed	596
5.2	Emergency Sick Call Completed <sup>1</sup>	27
5.3	Injury Evaluations <sup>2</sup>	162
5.4	Medical Add-Ons	54
5.5	Number of Patients with Non-Intake Lab Collection	91

<sup>1</sup>Emergency sick calls are documented by each clinical responder. This number does not indicate distinct emergencies.

<sup>2</sup>Injury evaluations are documented at the encounter level and may contain duplicates. This number does not indicate distinct injuries.



## VII. GRVC

<b>1</b>	<b>CHS Intakes (New Jail Admissions)</b>	<b>N</b>
1.1	Completed CHS Intakes	0
1.2	Average time to completion once known to CHS (hours)	

<b>2</b>	<b>Referrals made to mental health service</b>	<b>N</b>
2.1	Referrals made to mental health service	21
2.2	Referrals seen within 72 hours	19
2.3	Percent seen within 72 hours	90%

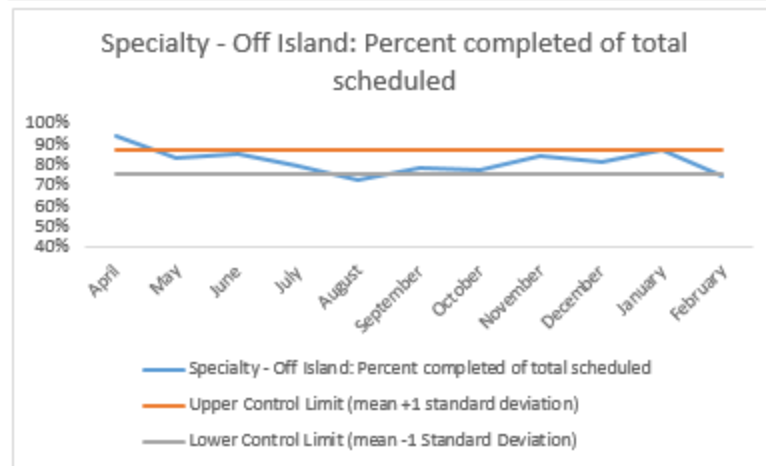
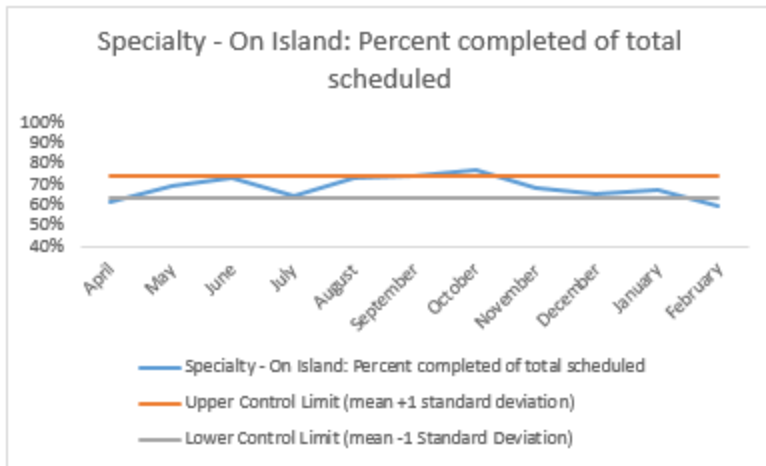
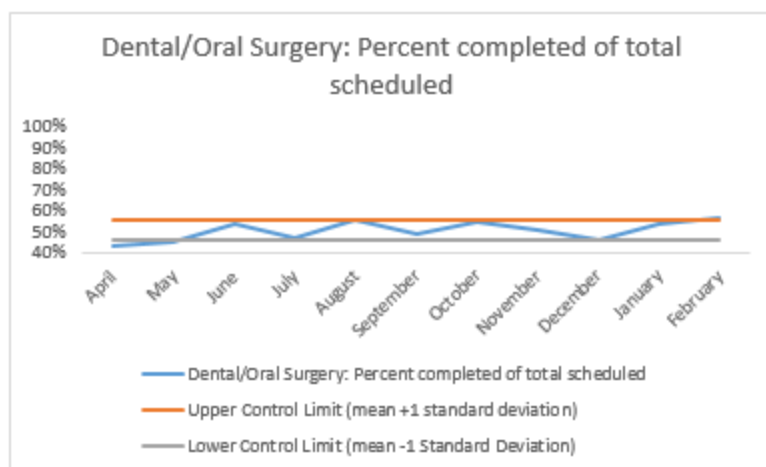
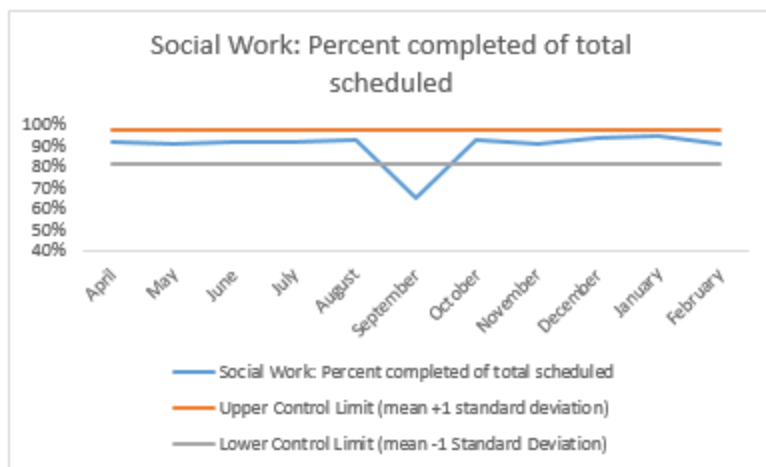
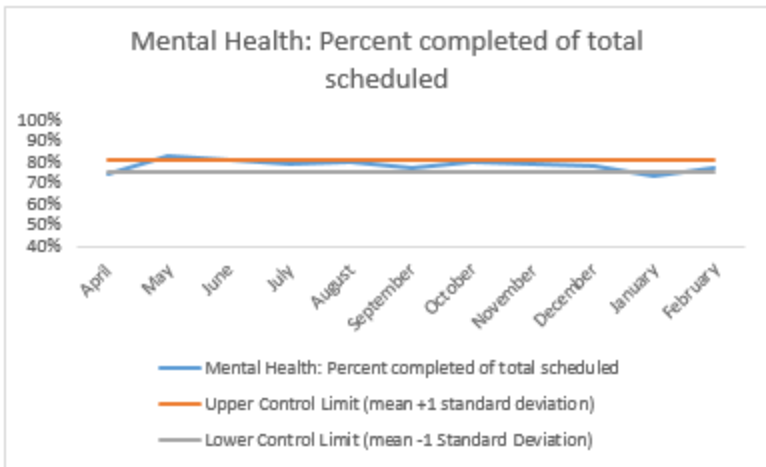
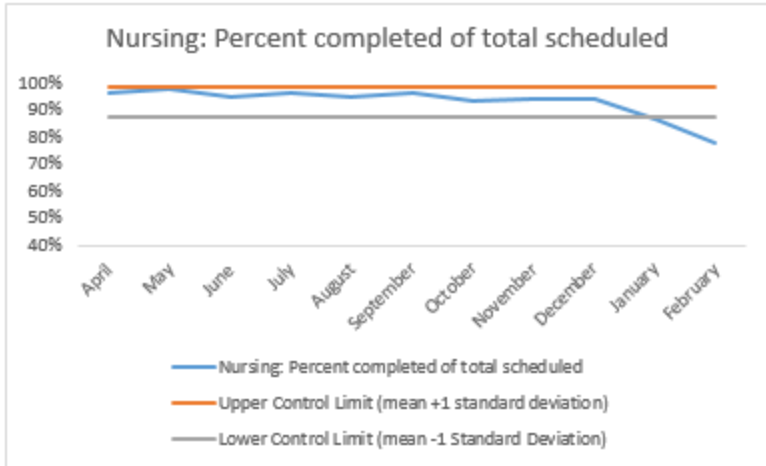
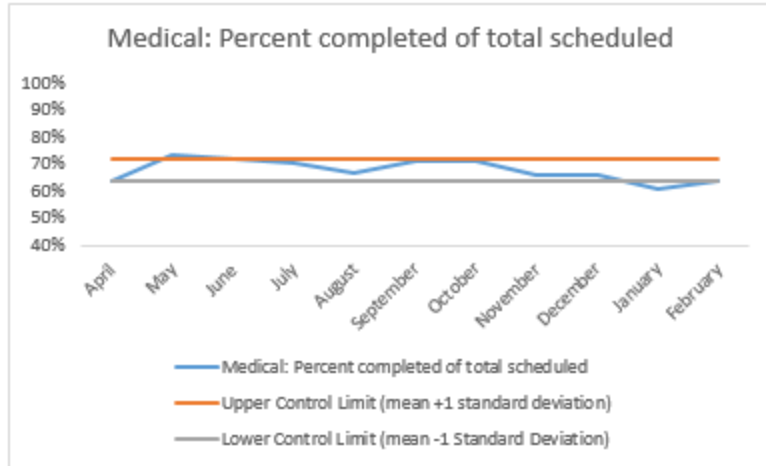
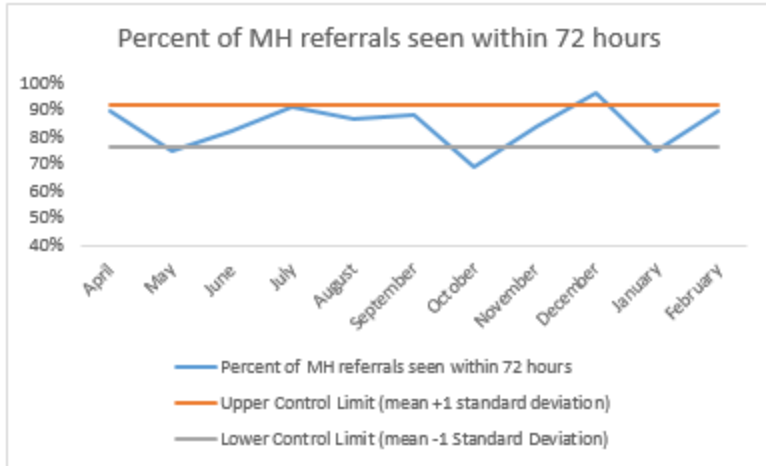
	Scheduled Services	Medical		Nursing		Mental Health		Social Work		Dental/Oral Surgery		Specialty Clinic - On Island		Specialty Clinic - Off Island		Substance Use		Total		
		N	%	N	%	N	%	N	%	N	%	N	%	N	%	N	%	N	%	
3	Service Outcomes																			
	Seen	181	57%	227	74%	1670	75%	400	88%	133	47%	91	34%	27	34%	Future Metric			2729	69%
	Refused & Verified	23	7%	13	4%	33	1%	14	3%	31	11%	68	25%	32	41%				214	5%
	Not Produced by DOC	94	29%	48	16%	349	16%	32	7%	87	30%	65	24%	13	16%				688	17%
	Out to Court	9	3%	1	0%	77	3%	5	1%	31	11%	10	4%	2	3%				135	3%
	Left Without Being Seen	1	0%	0	0%	16	1%	3	1%	1	0%	3	1%	0	0%				24	1%
	Rescheduled by CHS	12	4%	18	6%	69	3%	2	0%	3	1%	32	12%	0	0%				136	3%
	Rescheduled by Hospital	N/A	N/A	N/A	N/A	N/A	N/A	N/A	N/A	N/A	N/A	N/A	N/A	5	6%				5	0%
	No Longer Indicated	0	0%	0	0%	8	0%	1	0%	0	0%	0	0%	N/A	N/A				9	0%
<b>Total Scheduled Services</b>	<b>320</b>	<b>100%</b>	<b>307</b>	<b>100%</b>	<b>2222</b>	<b>100%</b>	<b>457</b>	<b>100%</b>	<b>286</b>	<b>100%</b>	<b>269</b>	<b>100%</b>	<b>79</b>	<b>100%</b>				<b>3940</b>	<b>100%</b>	

4	Outcome Metrics	Medical	Nursing	Mental Health	Social Work	Dental/Oral Surgery	Specialty Clinic - On Island	Specialty Clinic - Off Island	Substance Use	Total
4.1	Percent completed	64%	78%	77%	91%	57%	59%	75%		75%

<b>5</b>	<b>Unscheduled Services</b>	<b>N</b>
5.1	Routine Sick Call Completed	816
5.2	Emergency Sick Call Completed <sup>1</sup>	43
5.3	Injury Evaluations <sup>2</sup>	228
5.4	Medical Add-Ons	59
5.5	Number of Patients with Non-Intake Lab Collection	136

<sup>1</sup>Emergency sick calls are documented by each clinical responder. This number does not indicate distinct emergencies.

<sup>2</sup>Injury evaluations are documented at the encounter level and may contain duplicates. This number does not indicate distinct injuries.



## VIII. MDC

<b>1</b>	<b>CHS Intakes (New Jail Admissions)</b>	<b>N</b>
1.1	Completed CHS Intakes	623
1.2	Average time to completion once known to CHS (hours)	2.6

<b>2</b>	<b>Referrals made to mental health service</b>	<b>N</b>
2.1	Referrals made to mental health service	52
2.2	Referrals seen within 72 hours	52
2.3	Percent seen within 72 hours	100%

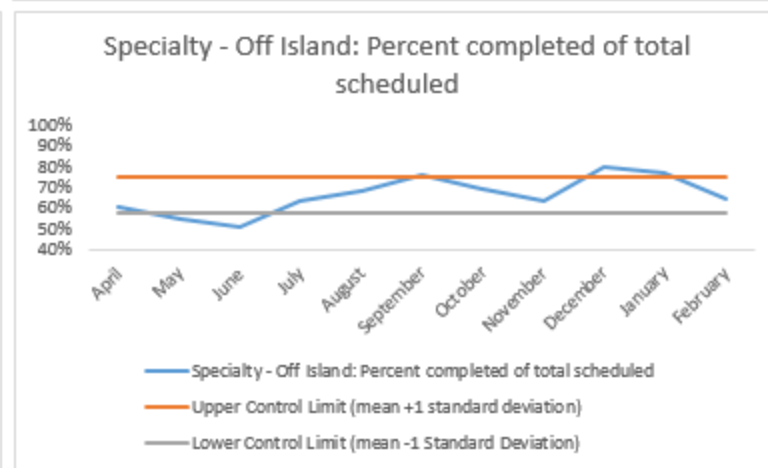
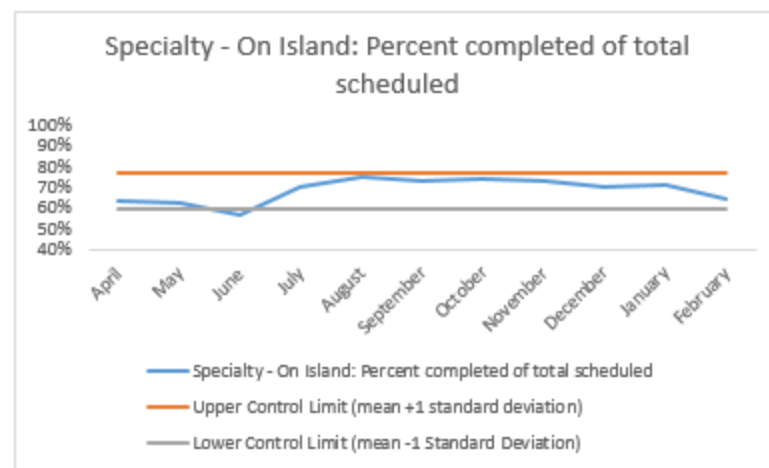
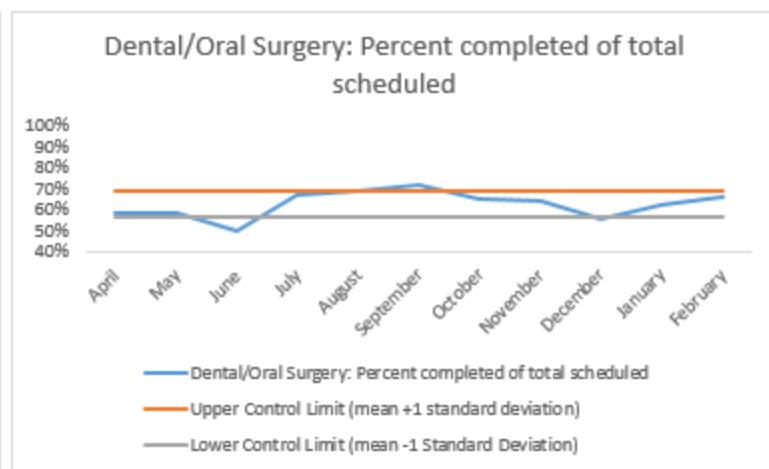
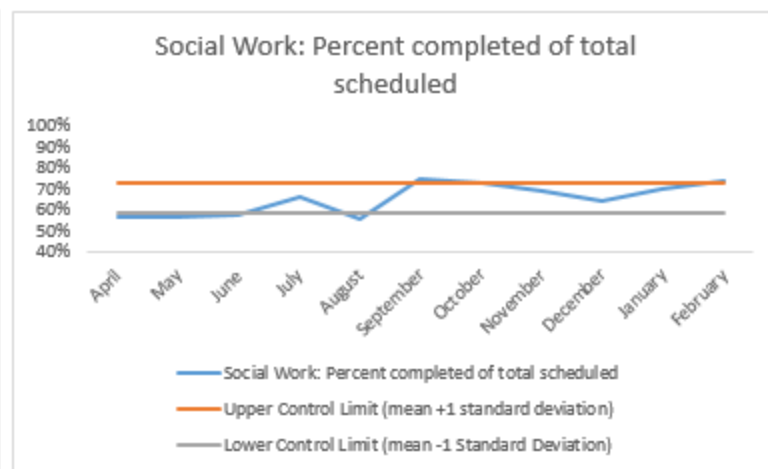
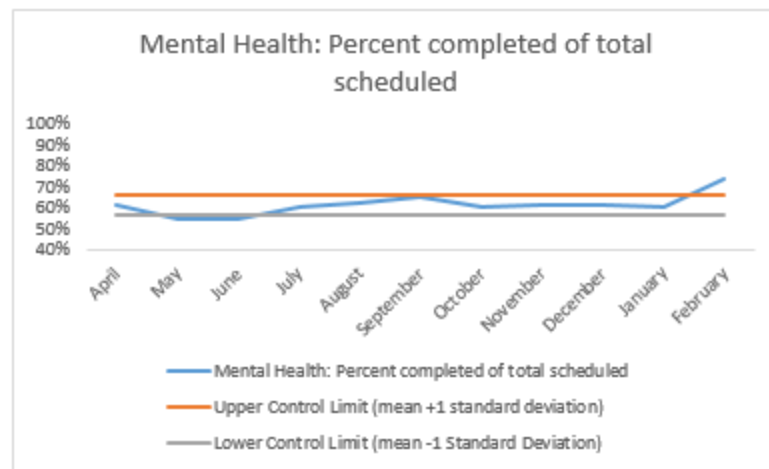
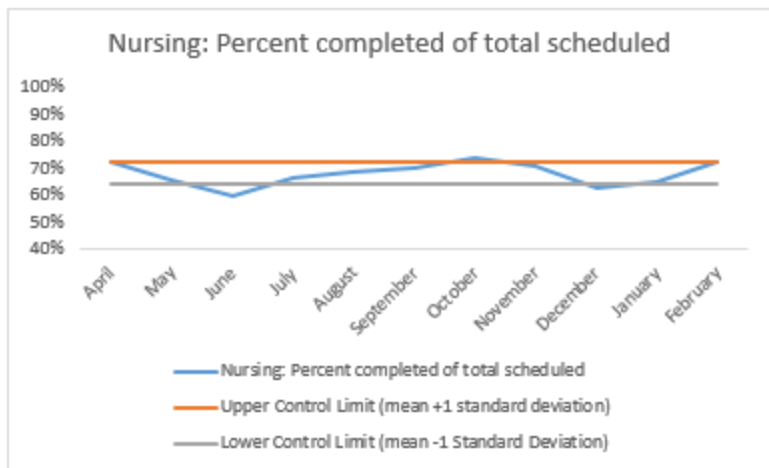
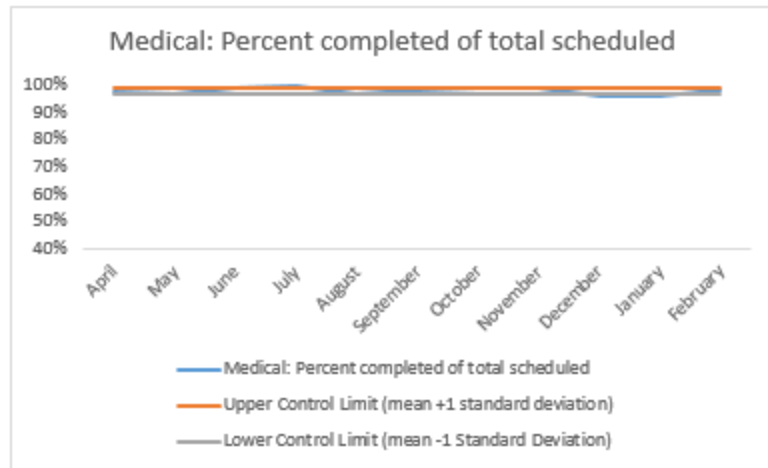
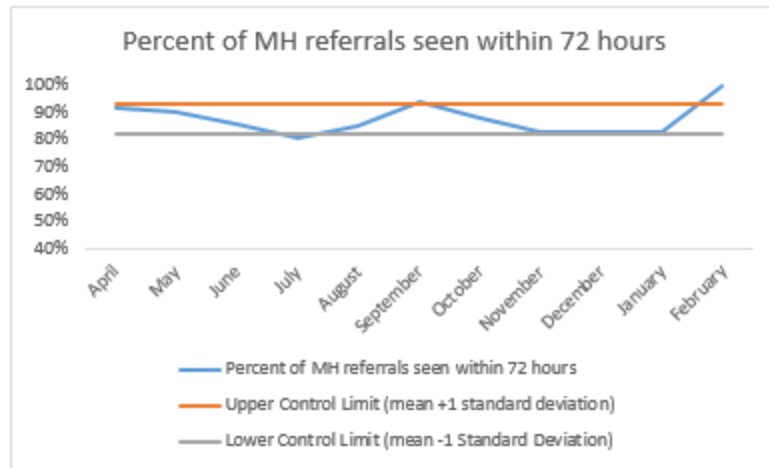
	Scheduled Services	Medical		Nursing		Mental Health		Social Work		Dental/Oral Surgery		Specialty Clinic - On Island		Specialty Clinic - Off Island		Substance Use		Total		
		N	%	N	%	N	%	N	%	N	%	N	%	N	%	N	%	N	%	
3	Service Outcomes																			
	Seen	248	94%	334	71%	646	72%	253	74%	131	62%	70	38%	11	30%	Future Metric			1693	71%
	Refused & Verified	2	1%	3	1%	14	2%	0	0%	8	4%	48	26%	13	35%		88	4%		
	Not Produced by DOC	0	0%	71	15%	126	14%	40	12%	49	23%	37	20%	10	27%		333	14%		
	Out to Court	2	1%	32	7%	69	8%	41	12%	18	9%	12	7%	1	3%		175	7%		
	Left Without Being Seen	1	0%	0	0%	3	0%	5	1%	3	1%	2	1%	0	0%		14	1%		
	Rescheduled by CHS	2	1%	26	6%	36	4%	1	0%	1	0%	12	7%	0	0%		78	3%		
	Rescheduled by Hospital	N/A	N/A	N/A	N/A	N/A	N/A	N/A	N/A	N/A	N/A	N/A	N/A	2	5%		2	0%		
	No Longer Indicated	8	3%	2	0%	1	0%	0	0%	0	0%	2	1%	N/A	N/A		13	1%		
<b>Total Scheduled Services</b>	<b>263</b>	<b>100%</b>	<b>468</b>	<b>100%</b>	<b>895</b>	<b>100%</b>	<b>340</b>	<b>100%</b>	<b>210</b>	<b>100%</b>	<b>183</b>	<b>100%</b>	<b>37</b>	<b>100%</b>				<b>2396</b>	<b>100%</b>	

4	Outcome Metrics	Medical	Nursing	Mental Health	Social Work	Dental/Oral Surgery	Specialty Clinic - On Island	Specialty Clinic - Off Island	Substance Use	Total
4.1	Percent completed	98%	72%	74%	74%	66%	65%	65%		75%

<b>5</b>	<b>Unscheduled Services</b>	<b>N</b>
5.1	Routine Sick Call Completed	634
5.2	Emergency Sick Call Completed <sup>1</sup>	59
5.3	Injury Evaluations <sup>2</sup>	180
5.4	Medical Add-Ons	22
5.5	Number of Patients with Non-Intake Lab Collection	137

<sup>1</sup>Emergency sick calls are documented by each clinical responder. This number does not indicate distinct emergencies.

<sup>2</sup>Injury evaluations are documented at the encounter level and may contain duplicates. This number does not indicate distinct injuries.





IX. NIC

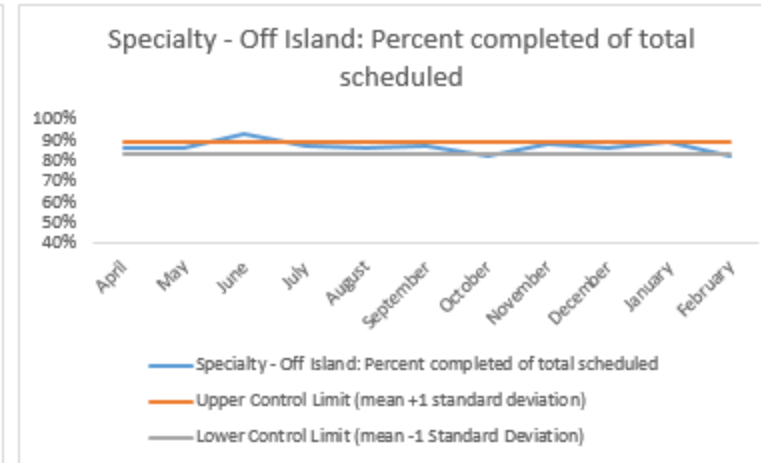
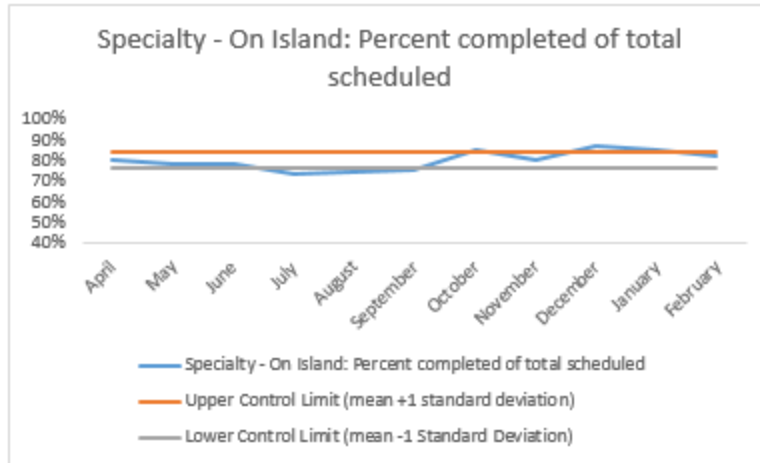
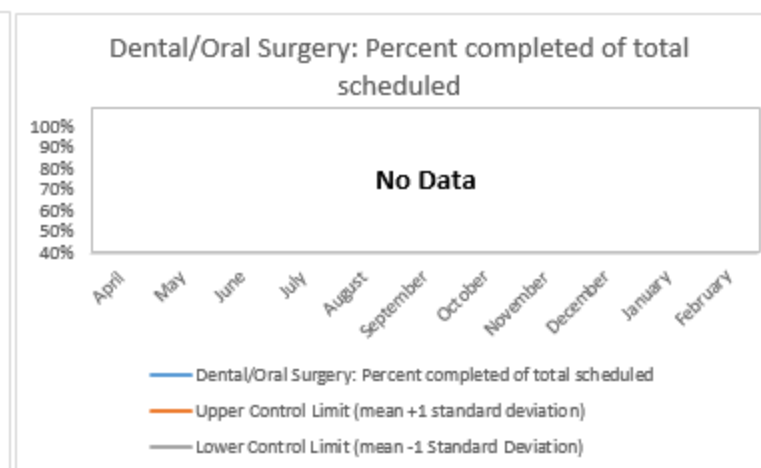
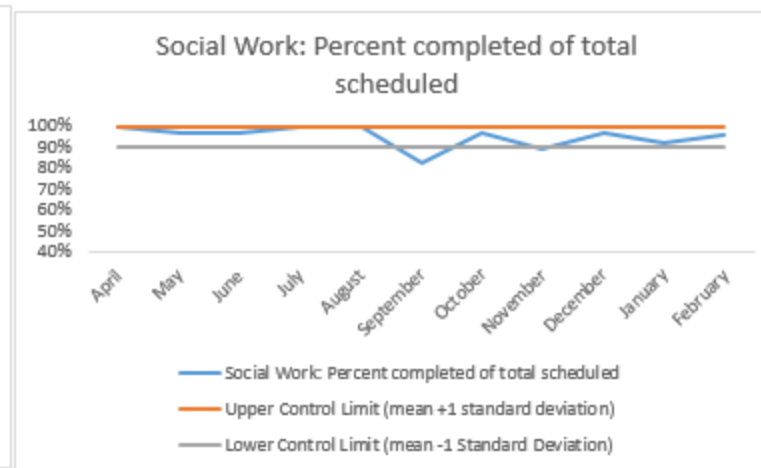
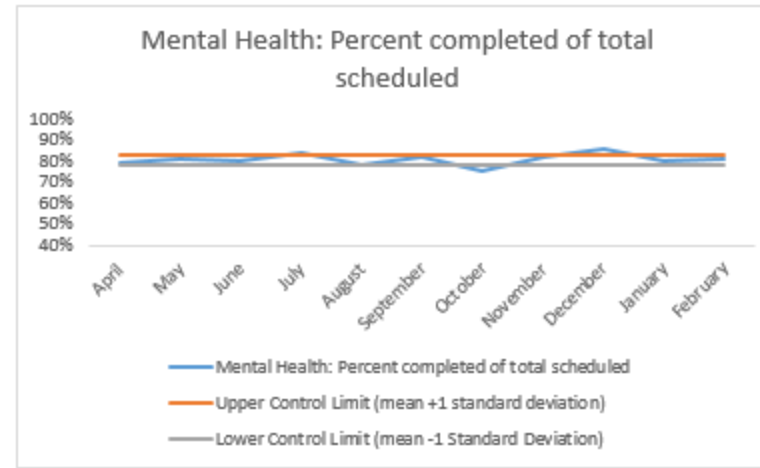
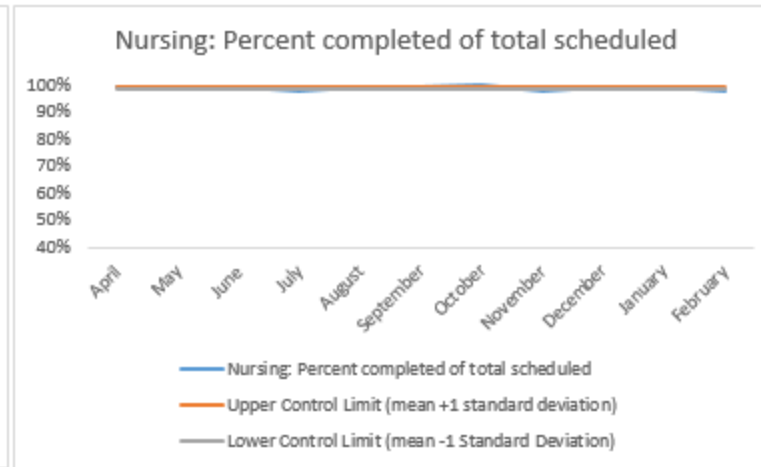
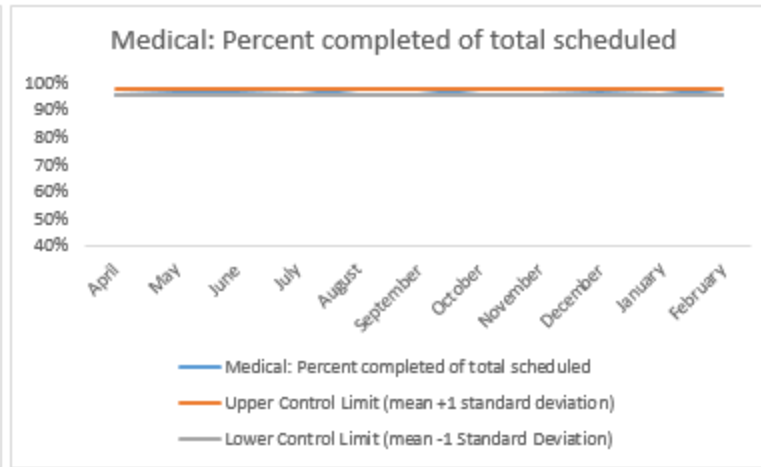
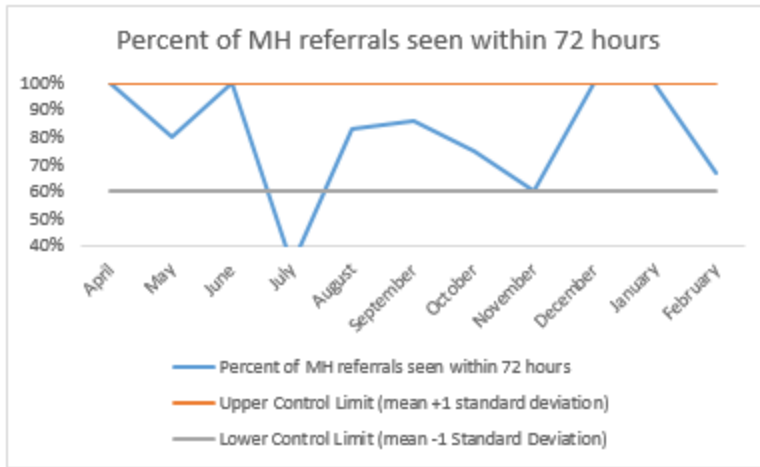
<b>1</b>	<b>CHS Intakes (New Jail Admissions)</b>	<b>N</b>
1.1	Completed CHS Intakes	0
1.2	Average time to completion once known to CHS (hours)	

<b>2</b>	<b>Referrals made to mental health service</b>	<b>N</b>
2.1	Referrals made to mental health service	12
2.2	Referrals seen within 72 hours	8
2.3	Percent seen within 72 hours	67%

3	Scheduled Services	Medical <sup>1</sup>		Nursing <sup>2</sup>		Mental Health		Social Work		Dental/Oral Surgery		Specialty Clinic - On Island		Specialty Clinic - Off Island		Substance Use		Total	
	Service Outcomes	N	%	N	%	N	%	N	%	N	%	N	%	N	%	N	%	N	%
	Seen	994	94%	954	97%	396	76%	103	96%	0	0%	351	68%	57	45%	Future Metric		2855	86%
	Refused & Verified	14	1%	11	1%	7	1%	0	0%	0	0%	76	15%	48	38%			156	5%
	Not Produced by DOC	8	1%	6	1%	48	9%	3	3%	0	0%	53	10%	9	7%			127	4%
	Out to Court	18	2%	7	1%	24	5%	1	1%	0	0%	14	3%	4	3%			68	2%
	Left Without Being Seen	0	0%	1	0%	0	0%	0	0%	0	0%	0	0%	0	0%			1	0%
	Rescheduled by CHS	11	1%	4	0%	24	5%	0	0%	0	0%	25	5%	1	1%			65	2%
	Rescheduled by Hospital	N/A	N/A	N/A	N/A	N/A	N/A	N/A	N/A	N/A	N/A	N/A	N/A	9	7%			9	0%
	No Longer Indicated	7	1%	0	0%	19	4%	0	0%	2	100%	0	0%	N/A	N/A			28	1%
	<b>Total Scheduled Services</b>	<b>1052</b>	<b>100%</b>	<b>983</b>	<b>100%</b>	<b>518</b>	<b>100%</b>	<b>107</b>	<b>100%</b>	<b>2</b>	<b>100%</b>	<b>519</b>	<b>100%</b>	<b>128</b>	<b>100%</b>			<b>3309</b>	<b>100%</b>
	<sup>1</sup> Includes medical infirmary services																		
	<sup>2</sup> Includes nursing infirmary services																		

4	Outcome Metrics	Medical	Nursing	Mental Health	Social Work	Dental/Oral Surgery	Specialty Clinic - On Island	Specialty Clinic - Off Island	Substance Use	Total
4.1	Percent completed	96%	98%	81%	96%		82%	82%		92%

<b>5</b>	<b>Unscheduled Services</b>	<b>N</b>
5.1	Routine Sick Call Completed	433
5.2	Emergency Sick Call Completed <sup>1</sup>	25
5.3	Injury Evaluations <sup>2</sup>	41
5.4	Medical Add-Ons	201
5.5	Number of Patients with Non-Intake Lab Collection	212
	<sup>1</sup> Emergency sick calls are documented by each clinical responder. This number does not indicate distinct emergencies.	
	<sup>2</sup> Injury evaluations are documented at the encounter level and may contain duplicates. This number does not indicate distinct injuries.	



X. OBCC

<b>1</b>	<b>CHS Intakes (New Jail Admissions)</b>	<b>N</b>
1.1	Completed CHS Intakes	0
1.2	Average time to completion once known to CHS (hours)	

<b>2</b>	<b>Referrals made to mental health service</b>	<b>N</b>
2.1	Referrals made to mental health service	55
2.2	Referrals seen within 72 hours	49
2.3	Percent seen within 72 hours	89%

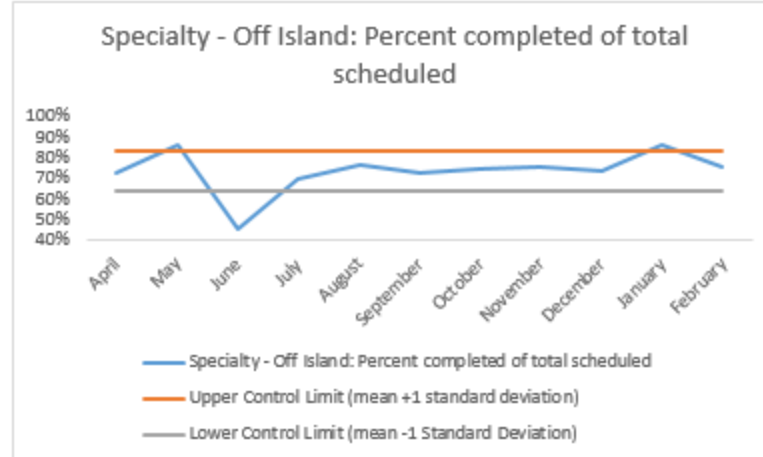
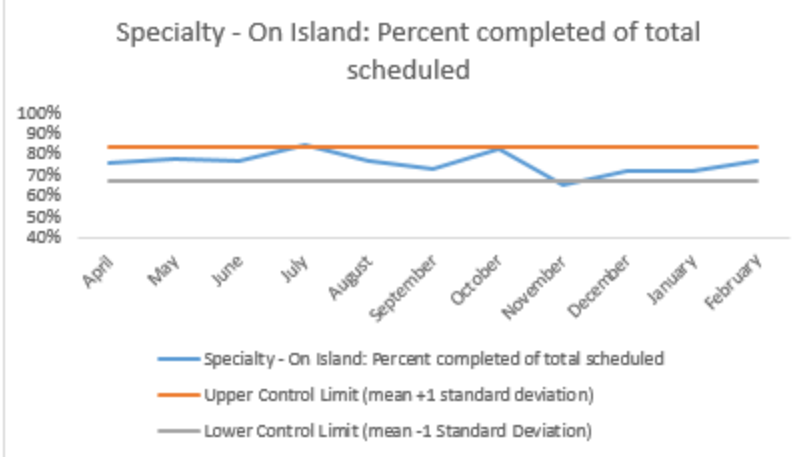
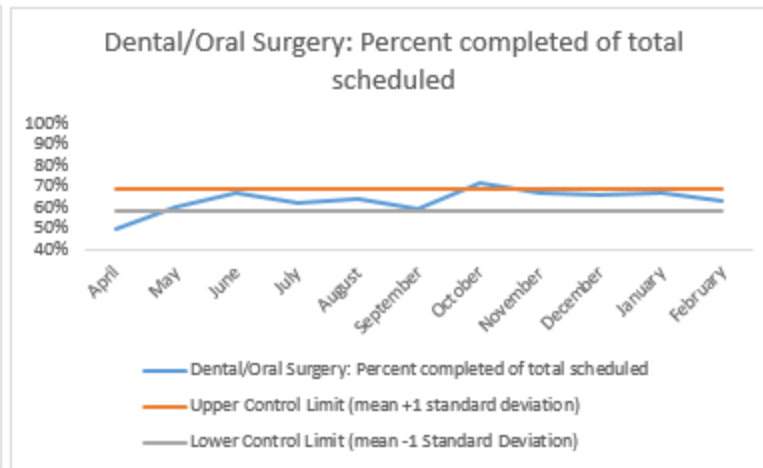
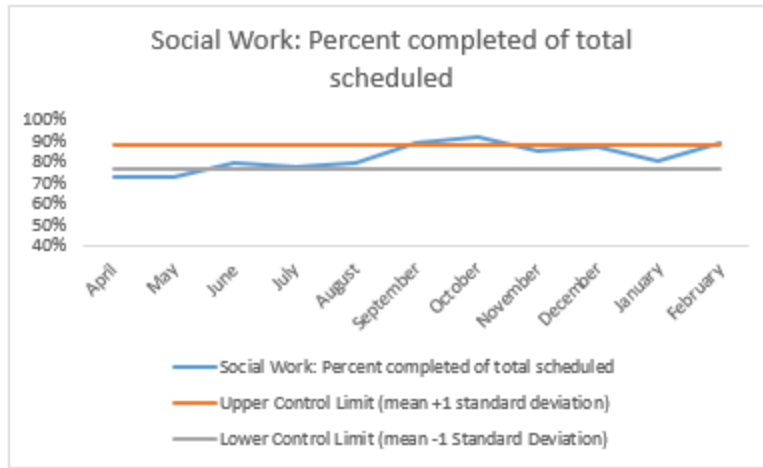
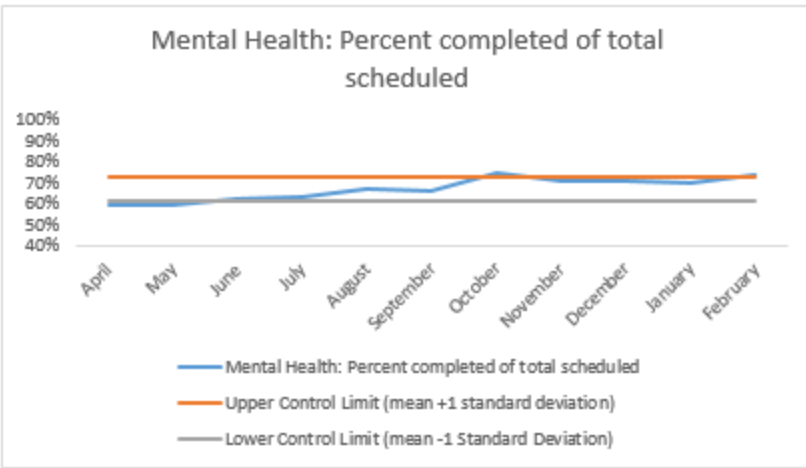
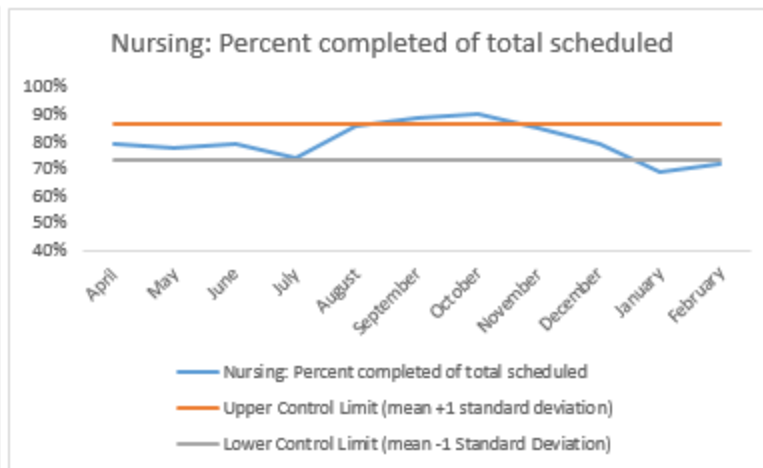
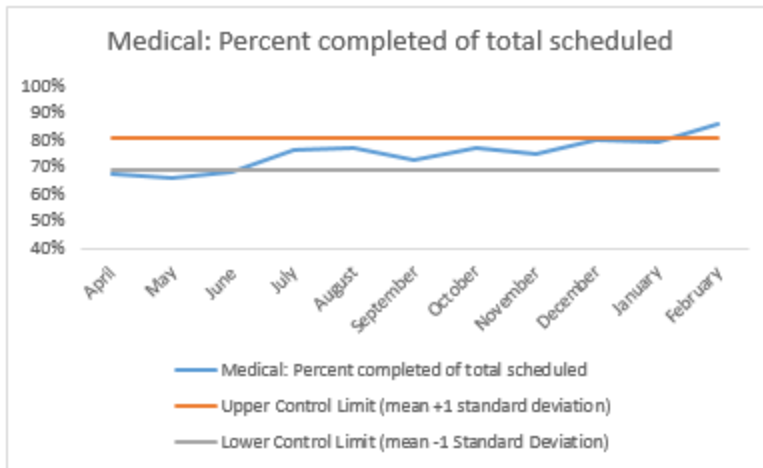
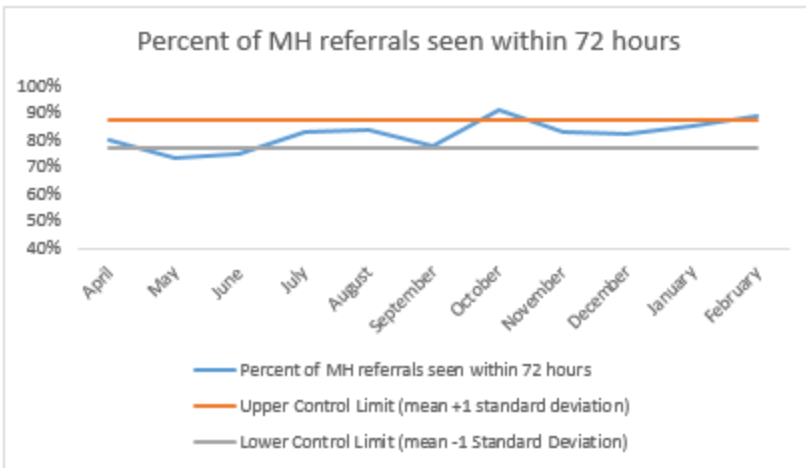
	Scheduled Services	Medical		Nursing		Mental Health		Social Work		Dental/Oral Surgery		Specialty Clinic - On Island		Specialty Clinic - Off Island		Substance Use		Total		
		N	%	N	%	N	%	N	%	N	%	N	%	N	%	N	%	N	%	
3	Service Outcomes																			
	Seen	276	79%	133	65%	1395	68%	356	89%	219	55%	73	35%	17	38%			2469	68%	
	Refused & Verified	23	7%	10	5%	70	3%	0	0%	32	8%	86	42%	17	38%			238	7%	
	Not Produced by DOC	39	11%	36	17%	312	15%	44	11%	119	30%	24	12%	8	18%			582	16%	
	Out to Court	6	2%	10	5%	121	6%	1	0%	28	7%	7	3%	3	7%			176	5%	
	Left Without Being Seen	0	0%	2	1%	9	0%	0	0%	0	0%	0	0%	0	0%			11	0%	
	Rescheduled by CHS	5	1%	9	4%	78	4%	0	0%	0	0%	17	8%	0	0%			109	3%	
	Rescheduled by Hospital	N/A	N/A	N/A	N/A	N/A	N/A	N/A	N/A	N/A	N/A	N/A	N/A	N/A	0	0%			0	0%
	No Longer Indicated	2	1%	6	3%	60	3%	0	0%	1	0%	0	0%	N/A	N/A			69	2%	
<b>Total Scheduled Services</b>	<b>351</b>	<b>100%</b>	<b>206</b>	<b>100%</b>	<b>2045</b>	<b>100%</b>	<b>401</b>	<b>100%</b>	<b>399</b>	<b>100%</b>	<b>207</b>	<b>100%</b>	<b>45</b>	<b>100%</b>			<b>3654</b>	<b>100%</b>		

Future Metric

4	Outcome Metrics	Medical	Nursing	Mental Health	Social Work	Dental/Oral Surgery	Specialty Clinic - On Island	Specialty Clinic - Off Island	Substance Use	Total
4.1	Percent completed	86%	72%	74%	89%	63%	77%	76%		76%

<b>5</b>	<b>Unscheduled Services</b>	<b>N</b>
5.1	Routine Sick Call Completed	933
5.2	Emergency Sick Call Completed <sup>1</sup>	21
5.3	Injury Evaluations <sup>2</sup>	246
5.4	Medical Add-Ons	20
5.5	Number of Patients with Non-Intake Lab Collection	125

<sup>1</sup>Emergency sick calls are documented by each clinical responder. This number does not indicate distinct emergencies.  
<sup>2</sup>Injury evaluations are documented at the encounter level and may contain duplicates. This number does not indicate distinct injuries.



## XI. RMSC

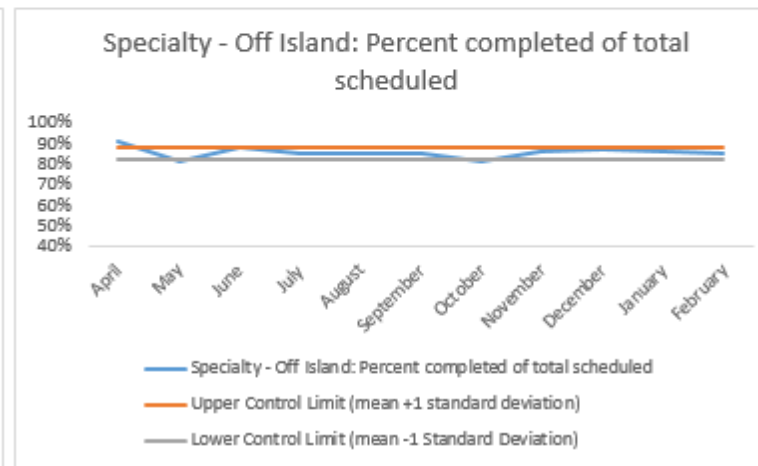
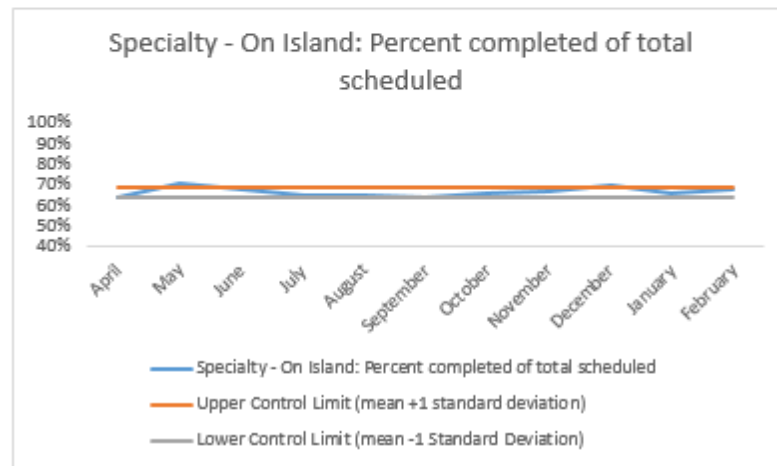
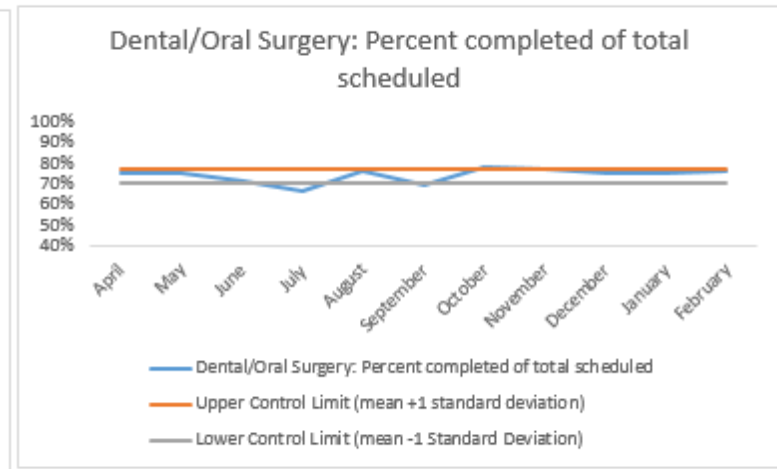
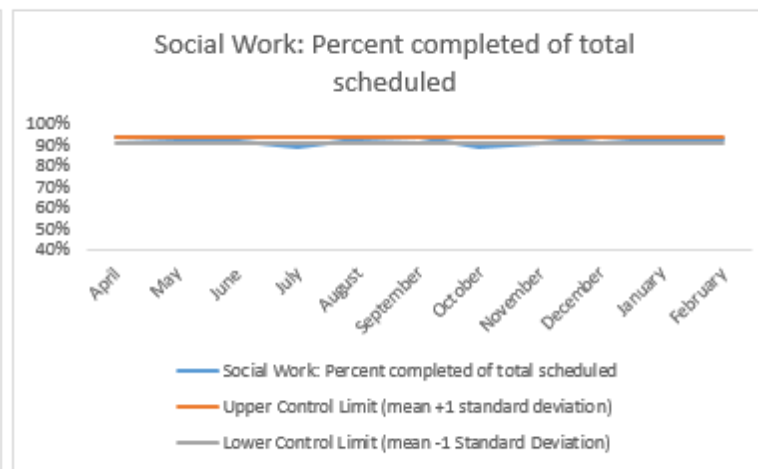
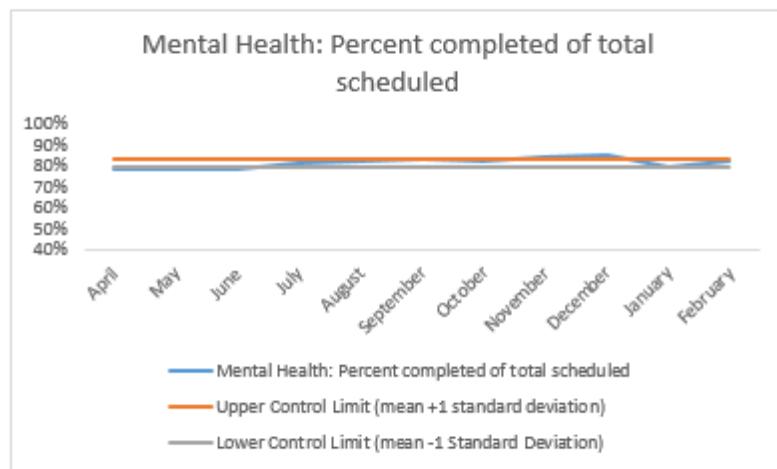
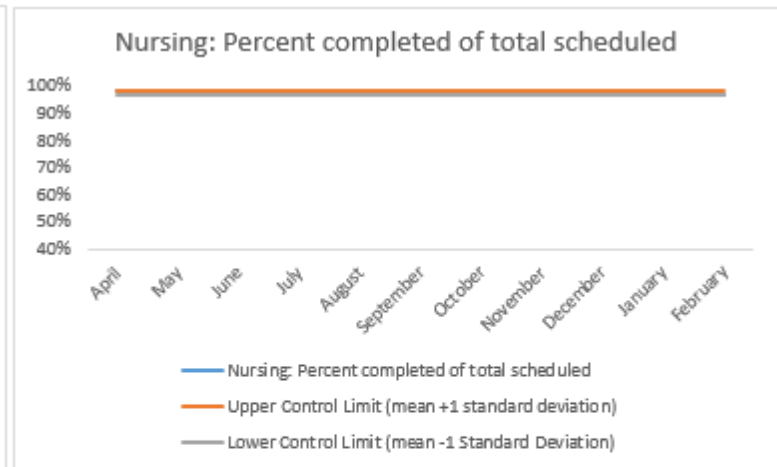
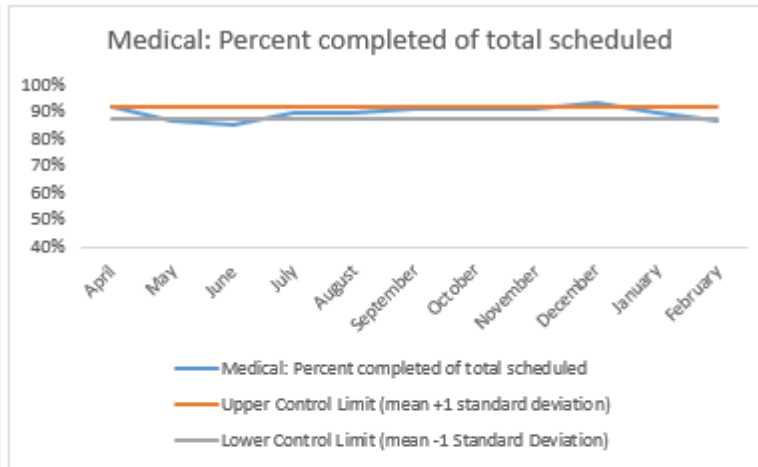
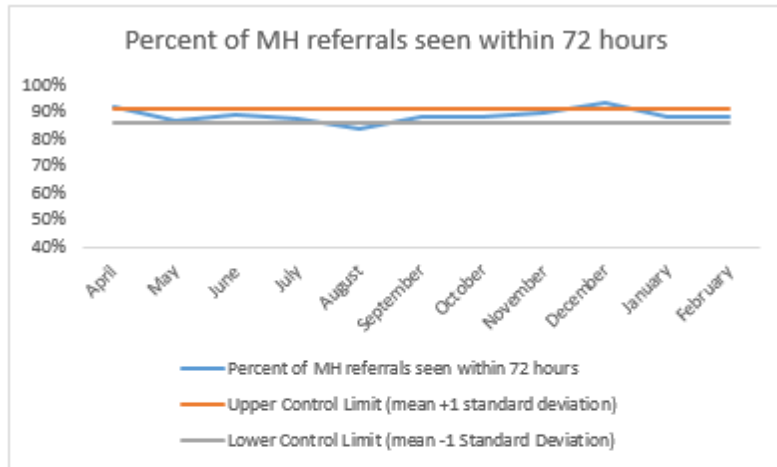
<b>1</b>	<b>CHS Intakes (New Jail Admissions)</b>	<b>N</b>
1.1	Completed CHS Intakes	290
1.2	Average time to completion once known to CHS (hours)	3.5

<b>2</b>	<b>Referrals made to mental health service</b>	<b>N</b>
2.1	Referrals made to mental health service	112
2.2	Referrals seen within 72 hours	99
2.3	Percent seen within 72 hours	88%

3	Scheduled Services	Medical <sup>1</sup>		Nursing <sup>2</sup>		Mental Health		Social Work		Dental/Oral Surgery		Specialty Clinic - On Island		Specialty Clinic - Off Island		Substance Use		Total		
	Service Outcomes	N	%	N	%	N	%	N	%	N	%	N	%	N	%	N	%	N	%	
	Seen	734	86%	1003	95%	1839	76%	1062	92%	287	74%	498	49%	35	57%	Future Metric			5458	78%
	Refused & Verified	12	1%	14	1%	128	5%	6	1%	10	3%	195	19%	17	28%				382	5%
	Not Produced by DOC	36	4%	7	1%	186	8%	22	2%	52	13%	160	16%	0	0%				463	7%
	Out to Court	37	4%	20	2%	152	6%	32	3%	28	7%	91	9%	1	2%				361	5%
	Left Without Being Seen	0	0%	1	0%	13	1%	1	0%	9	2%	25	2%	3	5%				52	1%
	Rescheduled by CHS	38	4%	6	1%	86	4%	27	2%	4	1%	46	4%	1	2%				208	3%
	Rescheduled by Hospital	N/A	N/A	N/A	N/A	N/A	N/A	N/A	N/A	N/A	N/A	N/A	N/A	4	7%				4	0%
	No Longer Indicated	0	0%	0	0%	13	1%	2	0%	0	0%	11	1%	N/A	N/A				26	0%
	<b>Total Scheduled Services</b>	<b>857</b>	<b>100%</b>	<b>1051</b>	<b>100%</b>	<b>2417</b>	<b>100%</b>	<b>1152</b>	<b>100%</b>	<b>390</b>	<b>100%</b>	<b>1026</b>	<b>100%</b>	<b>61</b>	<b>100%</b>			<b>6954</b>	<b>100%</b>	
	<sup>1</sup> Includes medical infirmary services																			
	<sup>2</sup> Includes nursing infirmary services																			

4	Outcome Metrics	Medical	Nursing	Mental Health	Social Work	Dental/Oral Surgery	Specialty Clinic - On Island	Specialty Clinic - Off Island	Substance Use	Total
4.1	Percent completed	87%	97%	82%	93%	76%	68%	85%		84%

<b>5</b>	<b>Unscheduled Services</b>	<b>N</b>
5.1	Routine Sick Call Completed	921
5.2	Emergency Sick Call Completed <sup>1</sup>	96
5.3	Injury Evaluations <sup>2</sup>	178
5.4	Medical Add-Ons	60
5.5	Number of Patients with Non-Intake Lab Collection	416
	<sup>1</sup> Emergency sick calls are documented by each clinical responder. This number does not indicate distinct emergencies.	
	<sup>2</sup> Injury evaluations are documented at the encounter level and may contain duplicates. This number does not indicate distinct injuries.	



## XII. RNDC

<b>1</b>	<b>CHS Intakes (New Jail Admissions)</b>	<b>N</b>
1.1	Completed CHS Intakes	78
1.2	Average time to completion once known to CHS (hours)	2.6

<b>2</b>	<b>Referrals made to mental health service</b>	<b>N</b>
2.1	Referrals made to mental health service	50
2.2	Referrals seen within 72 hours	46
2.3	Percent seen within 72 hours	92%

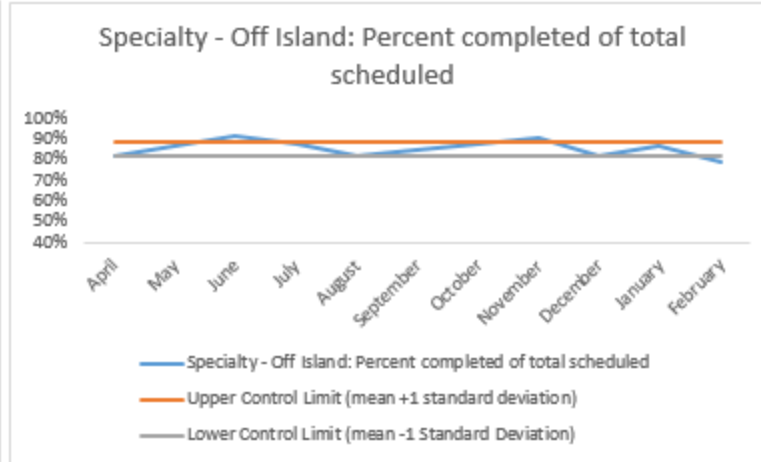
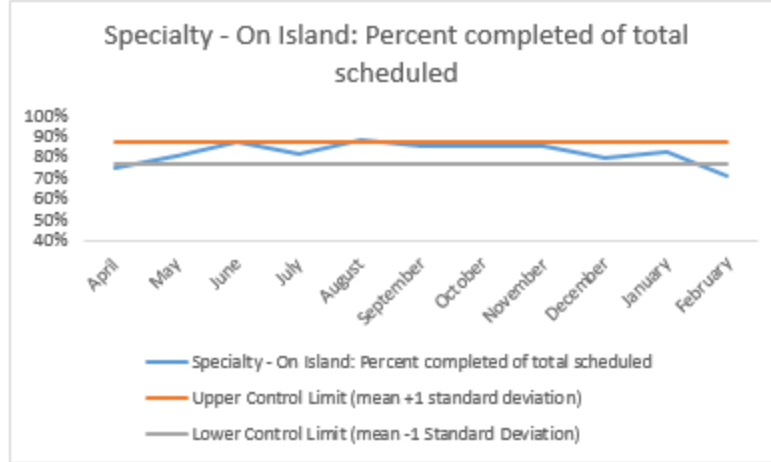
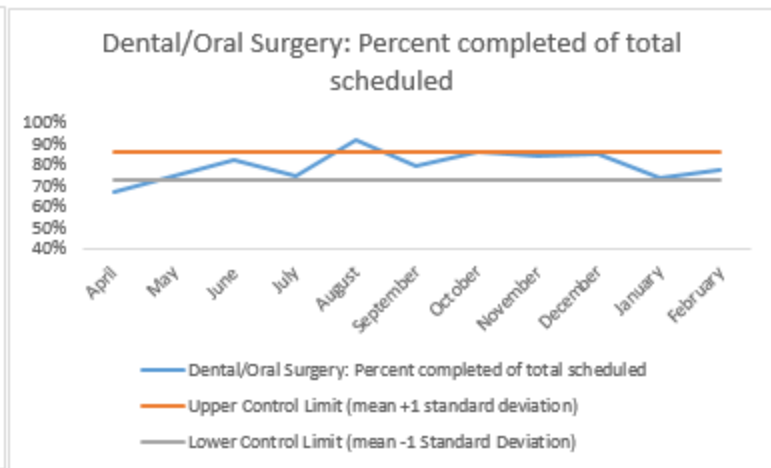
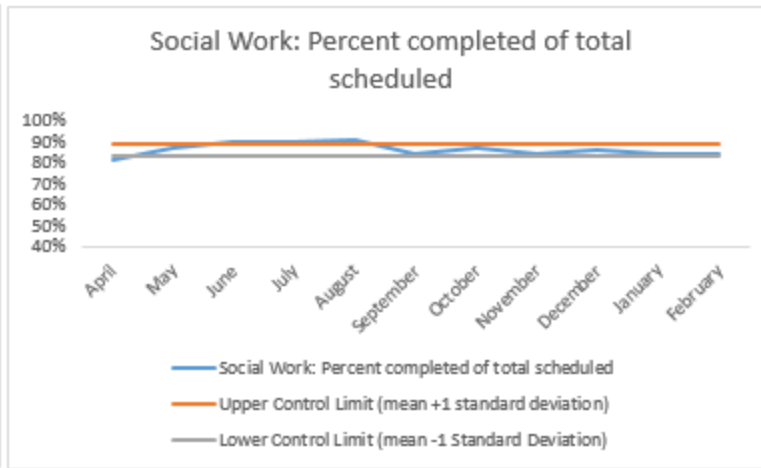
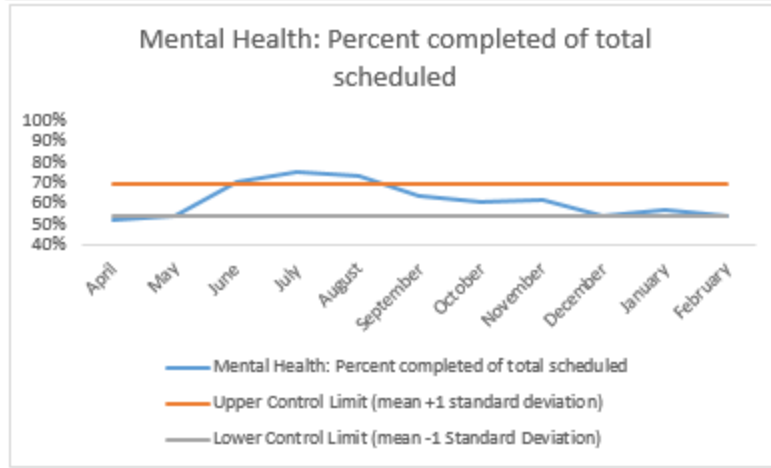
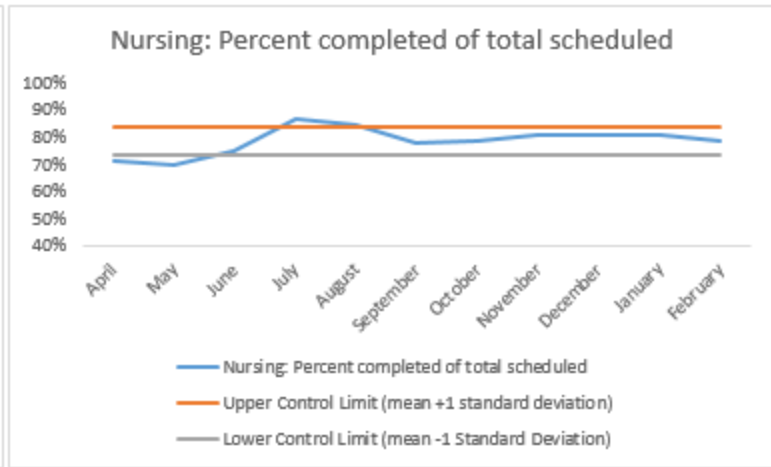
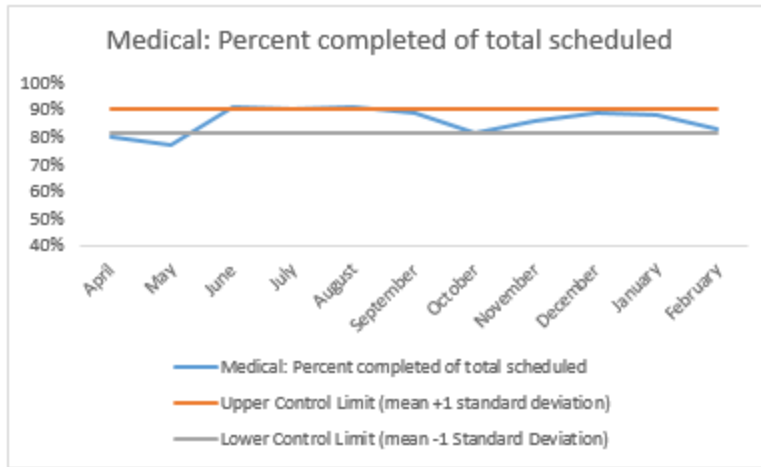
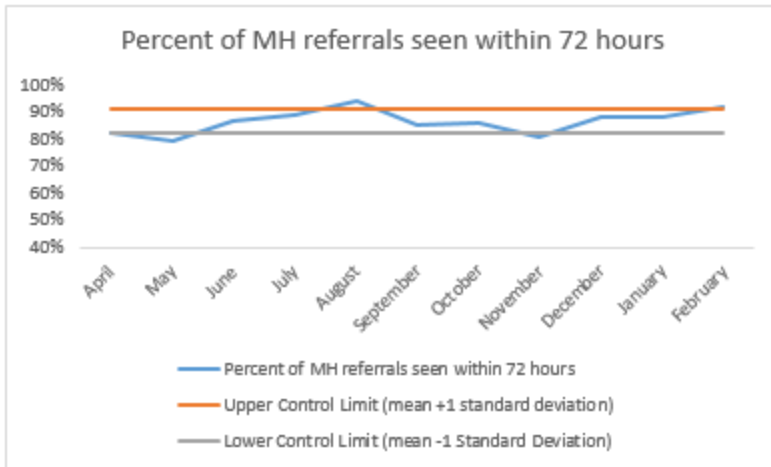
	Scheduled Services	Medical		Nursing		Mental Health		Social Work		Dental/Oral Surgery		Specialty Clinic - On Island		Specialty Clinic - Off Island		Substance Use		Total		
		N	%	N	%	N	%	N	%	N	%	N	%	N	%	N	%	N	%	
3	Service Outcomes																			
	Seen	174	63%	213	78%	738	47%	342	85%	119	66%	104	45%	28	48%	Future Metric			1718	57%
	Refused & Verified	29	11%	3	1%	96	6%	0	0%	21	12%	60	26%	18	31%		227	8%		
	Not Produced by DOC	29	11%	52	19%	519	33%	36	9%	21	12%	33	14%	9	16%		699	23%		
	Out to Court	10	4%	4	1%	100	6%	23	6%	14	8%	6	3%	1	2%		158	5%		
	Left Without Being Seen	4	1%	0	0%	12	1%	0	0%	3	2%	0	0%	2	3%		21	1%		
	Rescheduled by CHS	0	0%	0	0%	73	5%	1	0%	1	1%	29	13%	0	0%		104	3%		
	Rescheduled by Hospital	N/A	N/A	N/A	N/A	N/A	N/A	N/A	N/A	N/A	N/A	N/A	N/A	N/A	0		0%	0	0%	
	No Longer Indicated	29	11%	2	1%	32	2%	0	0%	0	0%	0	0%	N/A	N/A		63	2%		
<b>Total Scheduled Services</b>	<b>275</b>	<b>100%</b>	<b>274</b>	<b>100%</b>	<b>1570</b>	<b>100%</b>	<b>402</b>	<b>100%</b>	<b>179</b>	<b>100%</b>	<b>232</b>	<b>100%</b>	<b>58</b>	<b>100%</b>				<b>2990</b>	<b>100%</b>	

4	Outcome Metrics	Medical	Nursing	Mental Health	Social Work	Dental/Oral Surgery	Specialty Clinic - On Island	Specialty Clinic - Off Island	Substance Use	Total
4.1	Percent completed	83%	79%	54%	85%	78%	71%	79%		66%

<b>5</b>	<b>Unscheduled Services</b>	<b>N</b>
5.1	Routine Sick Call Completed	604
5.2	Emergency Sick Call Completed <sup>1</sup>	52
5.3	Injury Evaluations <sup>2</sup>	227
5.4	Medical Add-Ons	71
5.5	Number of Patients with Non-Intake Lab Collection	207

<sup>1</sup>Emergency sick calls are documented by each clinical responder. This number does not indicate distinct emergencies.

<sup>2</sup>Injury evaluations are documented at the encounter level and may contain duplicates. This number does not indicate distinct injuries.





### XIII. VCBC

<b>1</b>	<b>CHS Intakes (New Jail Admissions)</b>	<b>N</b>
1.1	Completed CHS Intakes	748
1.2	Average time to completion once known to CHS (hours)	2.8

<b>2</b>	<b>Referrals made to mental health service</b>	<b>N</b>
2.1	Referrals made to mental health service	49
2.2	Referrals seen within 72 hours	47
2.3	Percent seen within 72 hours	96%

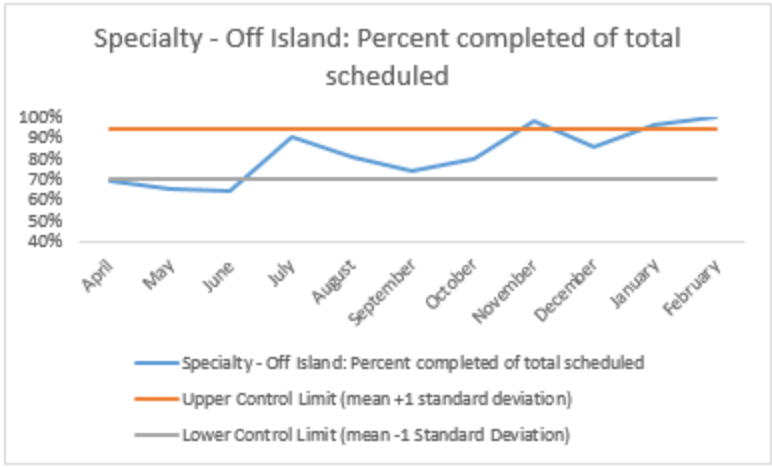
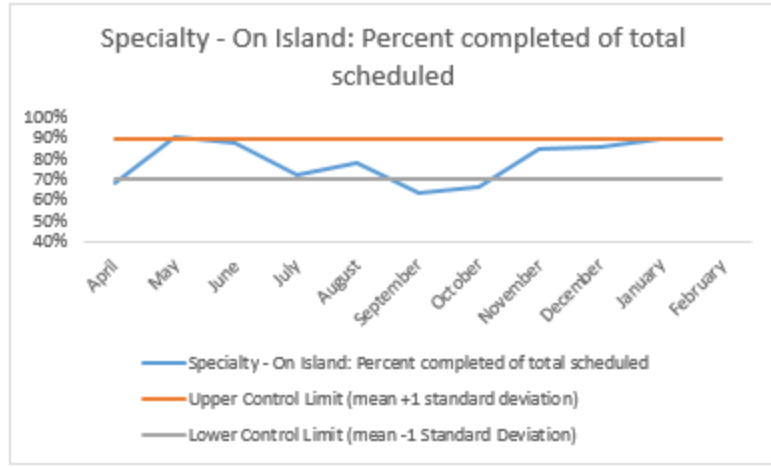
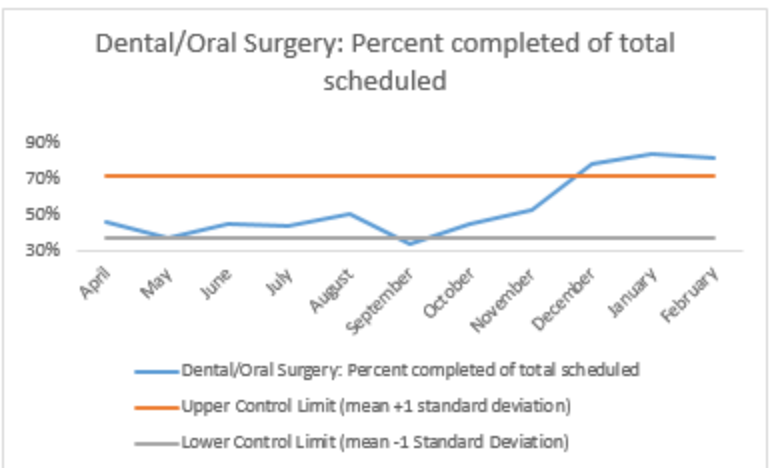
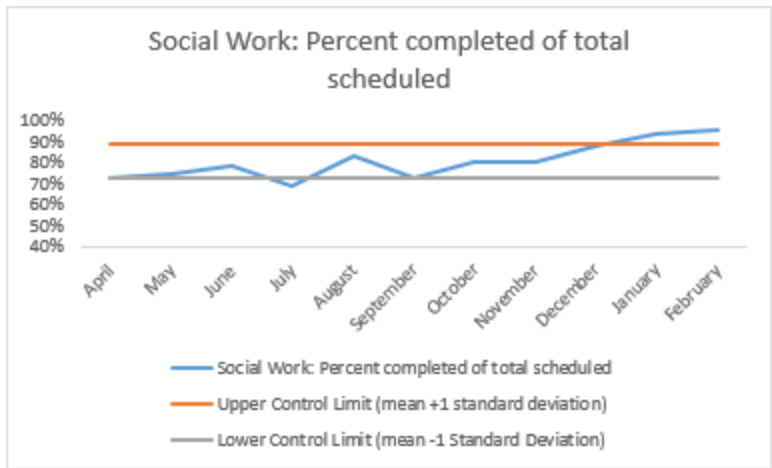
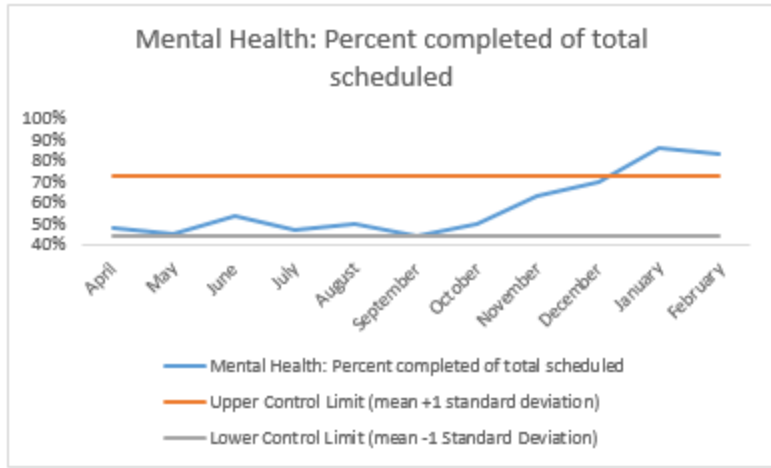
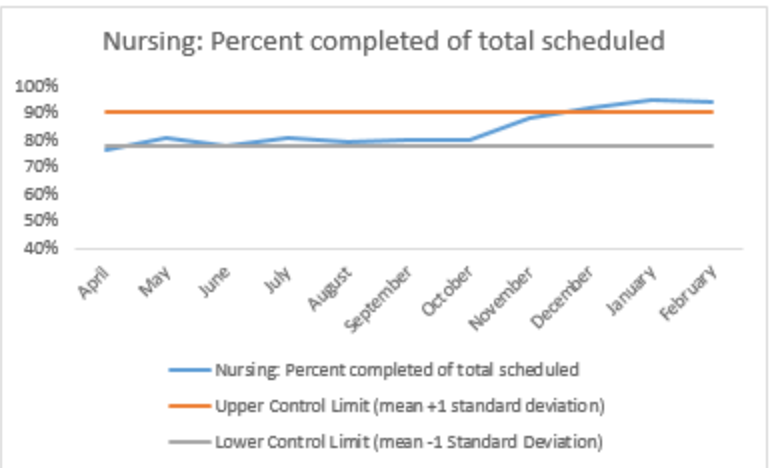
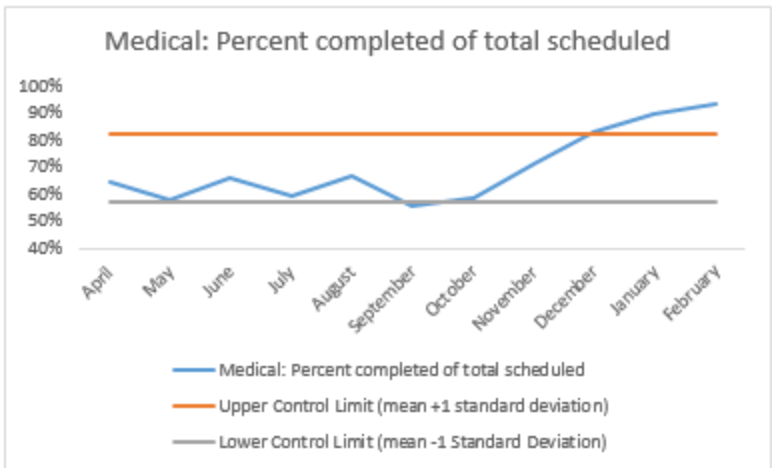
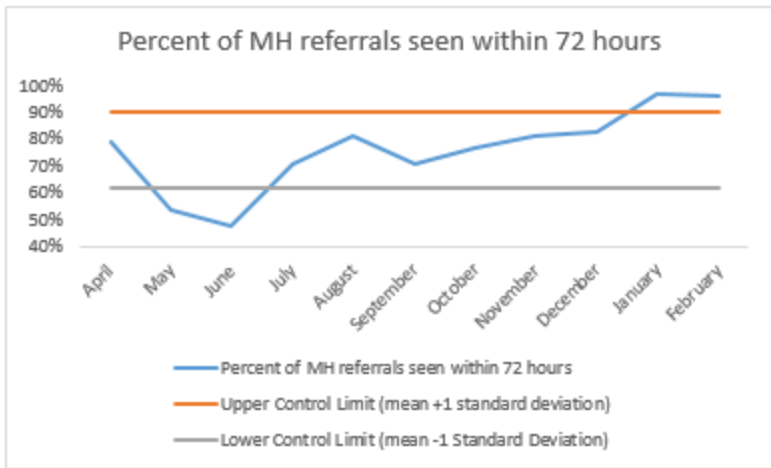
3	Scheduled Services	Medical		Nursing		Mental Health		Social Work		Dental/Oral Surgery		Specialty Clinic - On Island		Specialty Clinic - Off Island		Substance Use		Total	
	Service Outcomes	N	%	N	%	N	%	N	%	N	%	N	%	N	%	N	%	N	%
	Seen	267	92%	966	93%	550	78%	405	96%	126	70%	49	70%	11	52%	Future Metric		2374	87%
	Refused & Verified	2	1%	6	1%	33	5%	1	0%	17	9%	14	20%	10	48%			83	3%
	Not Produced by DOC	6	2%	38	4%	12	2%	12	3%	7	4%	2	3%	0	0%			77	3%
	Out to Court	3	1%	21	2%	69	10%	3	1%	21	12%	3	4%	0	0%			120	4%
	Left Without Being Seen	2	1%	2	0%	2	0%	1	0%	4	2%	0	0%	0	0%			11	0%
	Rescheduled by CHS	8	3%	2	0%	26	4%	0	0%	1	1%	2	3%	0	0%			39	1%
	Rescheduled by Hospital	N/A	N/A	N/A	N/A	N/A	N/A	N/A	N/A	N/A	N/A	N/A	N/A	0%				0	0%
	No Longer Indicated	2	1%	7	1%	13	2%	0	0%	3	2%	0	0%	N/A	N/A			25	1%
	<b>Total Scheduled Services</b>	<b>290</b>	<b>100%</b>	<b>1042</b>	<b>100%</b>	<b>705</b>	<b>100%</b>	<b>422</b>	<b>100%</b>	<b>179</b>	<b>100%</b>	<b>70</b>	<b>100%</b>	<b>21</b>	<b>100%</b>			<b>2729</b>	<b>100%</b>

<b>4</b>	<b>Outcome Metrics</b>	<b>Medical</b>	<b>Nursing</b>	<b>Mental Health</b>	<b>Social Work</b>	<b>Dental/Oral Surgery</b>	<b>Specialty Clinic - On Island</b>	<b>Specialty Clinic - Off Island</b>	<b>Substance Use</b>	<b>Total</b>
4.1	Percent completed	93%	94%	84%	96%	81%	90%	100%		91%

<b>5</b>	<b>Unscheduled Services</b>	<b>N</b>
5.1	Routine Sick Call Completed	513
5.2	Emergency Sick Call Completed <sup>1</sup>	18
5.3	Injury Evaluations <sup>2</sup>	148
5.4	Medical Add-Ons	232
5.5	Number of Patients with Non-Intake Lab Collection	203

<sup>1</sup>Emergency sick calls are documented by each clinical responder. This number does not indicate distinct emergencies.

<sup>2</sup>Injury evaluations are documented at the encounter level and may contain duplicates. This number does not indicate distinct injuries.



XIV. WF

<b>1</b>	<b>CHS Intakes (New Jail Admissions)</b>	<b>N</b>
1.1	Completed CHS Intakes	0
1.2	Average time to completion once known to CHS (hours)	

<b>2</b>	<b>Referrals made to mental health service</b>	<b>N</b>
2.1	Referrals made to mental health service	1
2.2	Referrals seen within 72 hours	1
2.3	Percent seen within 72 hours	100%

3	Scheduled Services	Medical		Nursing		Mental Health		Social Work		Dental/Oral Surgery		Specialty Clinic - On Island		Specialty Clinic - Off Island		Substance Use		Total		
	Service Outcomes	N	%	N	%	N	%	N	%	N	%	N	%	N	%	N	%	N	%	
	Seen	11	73%	482	82%	91	73%	12	92%	0		28	62%	0	0%	Future Metric			624	79%
	Refused & Verified	1	7%	81	14%	6	5%	0	0%	0		2	4%	3	60%				93	12%
	Not Produced by DOC	2	13%	11	2%	5	4%	0	0%	0		5	11%	1	20%				24	3%
	Out to Court	0	0%	9	2%	5	4%	1	8%	0		1	2%	0	0%				16	2%
	Left Without Being Seen	0	0%	4	1%	0	0%	0	0%	0		1	2%	0	0%				5	1%
	Rescheduled by CHS	0	0%	1	0%	10	8%	0	0%	0		8	18%	0	0%				19	2%
	Rescheduled by Hospital	N/A	N/A	N/A	N/A	N/A	N/A	N/A	N/A	N/A	N/A	N/A	N/A	1	20%				1	0%
	No Longer Indicated	1	7%	1	0%	7	6%	0	0%	0		0	0%	N/A	N/A				9	1%
	<b>Total Scheduled Services</b>	<b>15</b>	<b>100%</b>	<b>589</b>	<b>100%</b>	<b>124</b>	<b>100%</b>	<b>13</b>	<b>100%</b>	<b>0</b>	<b>0%</b>	<b>45</b>	<b>100%</b>	<b>5</b>	<b>100%</b>			<b>791</b>	<b>100%</b>	

4	Outcome Metrics	Medical	Nursing	Mental Health	Social Work	Dental/Oral Surgery	Specialty Clinic - On Island	Specialty Clinic - Off Island	Substance Use	Total
4.1	Percent completed	86%	96%	83%	92%		67%	60%		92%

<b>5</b>	<b>Unscheduled Services</b>	<b>N</b>
5.1	Routine Sick Call Completed	170
5.2	Emergency Sick Call Completed <sup>1</sup>	8
5.3	Injury Evaluations <sup>2</sup>	15
5.4	Medical Add-Ons	7
5.5	Number of Patients with Non-Intake Lab Collection	97

<sup>1</sup>Emergency sick calls are documented by each clinical responder. This number does not indicate distinct emergencies.

<sup>2</sup>Injury evaluations are documented at the encounter level and may contain duplicates. This number does not indicate distinct injuries.

