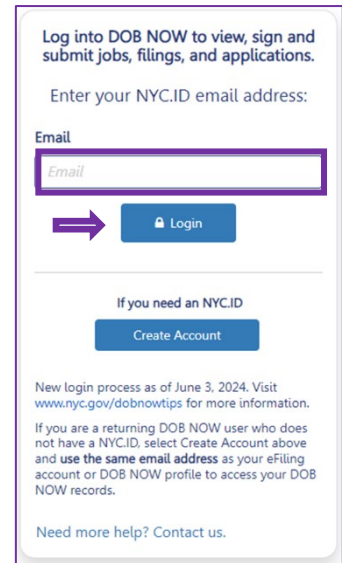


## NYC.ID for DOB NOW: City Employees

New York City is launching single sign-on accounts called NYC.ID for all online services as part of the MyCity initiative. Starting in June 2024, DOB NOW is integrating with NYC.ID, which will require all existing and new users to have a NYC.ID login to access DOB NOW. Visit [www.nyc.gov/dobnowtips](http://www.nyc.gov/dobnowtips) for more resources, FAQs and videos.

### STEP 1: LOG INTO DOB NOW

Go to [www.nyc.gov/dobnow](http://www.nyc.gov/dobnow) and enter your NYC Employee email address and select **Login**. You will be redirected to the NYC.ID Login page.



Log into DOB NOW to view, sign and submit jobs, filings, and applications.

Enter your NYC.ID email address:

Email

➔ Login

---

If you need an NYC.ID

Create Account

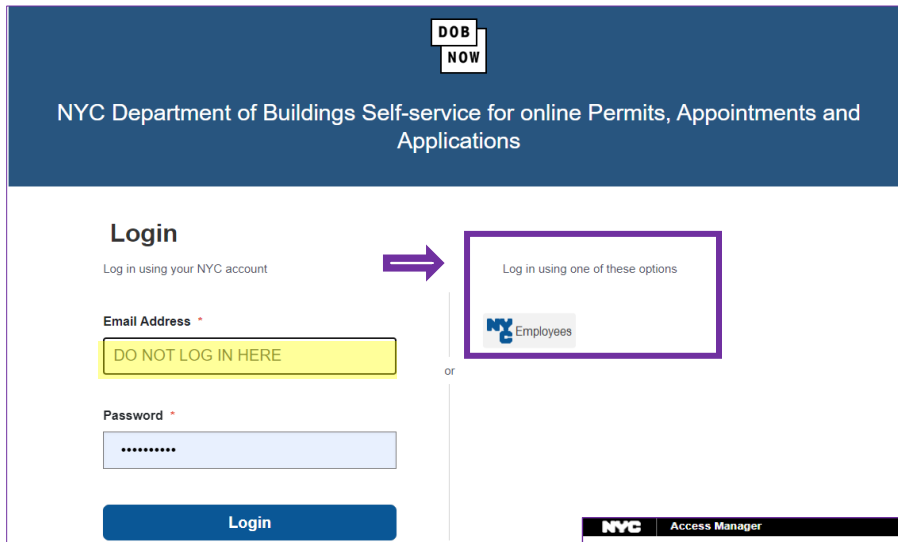
New login process as of June 3, 2024. Visit [www.nyc.gov/dobnowtips](http://www.nyc.gov/dobnowtips) for more information.

If you are a returning DOB NOW user who does not have a NYC.ID, select Create Account above and use the same email address as your eFiling account or DOB NOW profile to access your DOB NOW records.

Need more help? Contact us.

### STEP 2: LOG INTO NYC.ID

Select the **NYC Employees** icon. Enter your city employee email address and network password (the password you use to log into your workstation).



DOB NOW

NYC Department of Buildings Self-service for online Permits, Appointments and Applications

Login

Log in using your NYC account

Email Address \*

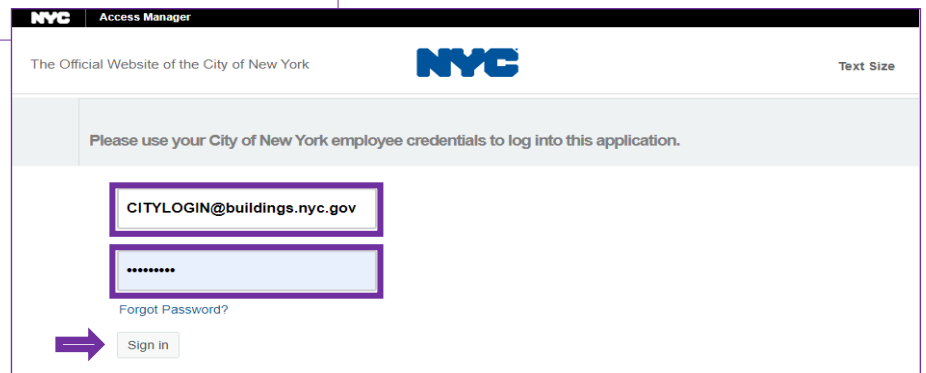
Password \*

Login

➔

Log in using one of these options

NYC Employees



NYC Access Manager

The Official Website of the City of New York

NYC

Text Size

Please use your City of New York employee credentials to log into this application.

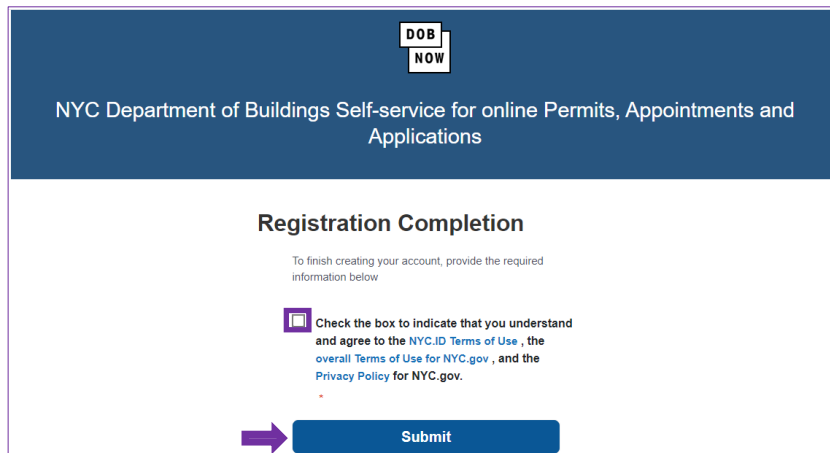
CITYLOGIN@buildings.nyc.gov

Forgot Password?

➔ Sign in

### STEP 3: COMPLETE REGISTRATION FOR NYC.ID

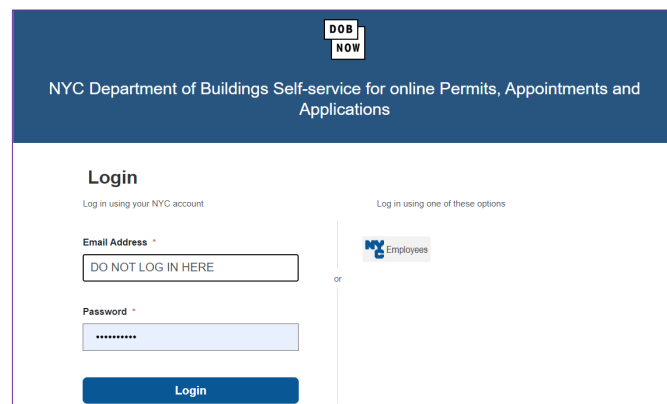
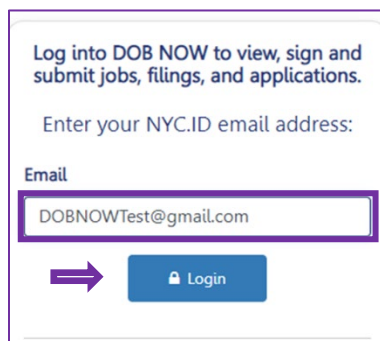
Check the box to agree to terms and then select **Submit**. This completes the NYC.ID registration process and you can now log into DOB NOW.



### STEP 4: ACCESS DOB NOW WITH YOUR NYC.ID

Once your NYC.ID is active, go to the DOB NOW homepage at [www.nyc.gov/dobnow](http://www.nyc.gov/dobnow) and enter your City Employee email in the field and click **Login**. This is how you will log into DOB NOW from now on.

If you had an eFiling account associated with your city employee email address, you will see all your filings when you log in.



### STEP 5: CREATE A PROFILE (NEW DOB NOW USERS)

If you are a new DOB NOW user, the next step is to create a profile as a non-Licensee or DOB/NYS Licensee. Indicate if you have a DOB issued license/registration.

- If **No** is selected, complete the required information and your account will be activated for use in DOB NOW once your information is submitted.
- If **Yes** is selected, complete the required information and submit the authentication form for review. You will receive an email when your license/registration has been authenticated for use in DOB NOW.

