

## TUBERCULOSIS MORBIDITY

|   | Page         |
|---|--------------|
| <b>TUBERCULOSIS NEW CASES REPORTED DURING YEAR.....</b>   | <b>5</b>     |
| Boroughs .....  | 5            |
| Health Center Districts .....   | 6            |
| Source of report .....  | 7            |
| Stage of disease .....  | 8            |
| Form .....  | 10           |
| Reported at time of death .....   | 11           |
| Ethnic group .....  | 12           |
| Sex, age and ethnic group .....   | 15           |
| Male, age, by Health Center District .....  | 18           |
| Female, age, by Health Center District .....  | 19           |
| <br>  |              |
| <b>TUBERCULOSIS REGISTER .....</b>  | <b>21</b>    |
| Total in register .....   | 22           |
| Type of disease .....   | 22           |
| Ethnic group, by Health Center District .....   | 23           |
| Sex and age .....   | 26           |
| Ethnic group, sex and age .....   | 27           |
| Male, age, by Health Center District .....  | 28           |
| Female, age, by Health Center District .....  | 29           |
| Reactivated cases .....   | 30           |
| <br>  |              |
| <b>CHART: Total Cases of Tuberculosis Registered in Each<br/>          Health Center District .....</b> | <b>30-31</b> |

NEW CASES OF TUBERCULOSIS REPORTED DURING THE YEAR

In 1960 fewer new cases of active tuberculosis were reported in New York City than during any previous year since the introduction of compulsory registration of cases in 1894. The campaign to discover previously unknown tuberculosis was pressed by both public and private health agencies.

Last year there were 4,699 new cases of active tuberculosis discovered compared to 4,924 in 1959 or five per cent fewer. This decline in new cases reflects to some degree the diminishing rate of infection. Nearly half of the new cases in 1960 (2,141) were registered as residents of Manhattan, producing a case rate of 127 for this borough or several times the rates in the other four boroughs (Brooklyn = 52, Bronx = 48, Queens = 26, Richmond = 19). Although there was an overall decrease of new cases for the city as a whole, 11 of the 30 health center districts had a few more new cases reported in 1960 than in 1959.

NEW CASES OF TUBERCULOSIS BY BOROUGH, NEW YORK CITY, 1950-1960

| Year                            | Manhattan | Bronx | Brooklyn | Queens | Richmond | New York City |
|---------------------------------|-----------|-------|----------|--------|----------|---------------|
| <b>NEW CASES REPORTED</b>       |           |       |          |        |          |               |
| 1950 .....                      | 3,847     | 944   | 1,948    | 859    | 119      | 7,717         |
| 1951 .....                      | 3,736     | 990   | 1,866    | 883    | 108      | 7,583         |
| 1952 .....                      | 3,567     | 910   | 1,875    | 825    | 105      | 7,282         |
| 1953 .....                      | 3,690     | 904   | 1,845    | 812    | 98       | 7,349         |
| 1954 .....                      | 3,404     | 804   | 1,619    | 672    | 83       | 6,582         |
| 1955(*) .....                   | 2,994     | 872   | 1,644    | 605    | 99       | 6,214         |
| 1956 .....                      | 2,895     | 850   | 1,700    | 626    | 66       | 6,137         |
| 1957 .....                      | 3,002     | 821   | 1,598    | 634    | 62       | 6,117         |
| 1958 .....                      | 2,602     | 751   | 1,501    | 559    | 69       | 5,482         |
| 1959 .....                      | 2,290     | 725   | 1,371    | 478    | 60       | 4,924         |
| 1960 .....                      | 2,141     | 690   | 1,359    | 466    | 43       | 4,699         |
| <b>CASE RATE PER 100,000(†)</b> |           |       |          |        |          |               |
| 1950 .....                      | 197       | 65    | 71       | 55     | 62       | 98            |
| 1951 .....                      | 194       | 68    | 69       | 56     | 55       | 96            |
| 1952 .....                      | 187       | 63    | 70       | 51     | 53       | 93            |
| 1953 .....                      | 196       | 63    | 69       | 49     | 49       | 94            |
| 1954 .....                      | 183       | 56    | 61       | 40     | 41       | 84            |
| 1955 .....                      | 163       | 61    | 62       | 35     | 48       | 79            |
| 1956 .....                      | 160       | 60    | 65       | 36     | 31       | 79            |
| 1957 .....                      | 168       | 58    | 61       | 36     | 29       | 78            |
| 1958 .....                      | 148       | 53    | 57       | 31     | 32       | 70            |
| 1959 .....                      | 133       | 51    | 52       | 27     | 27       | 63            |
| 1960 .....                      | 127       | 48    | 52       | 26     | 19       | 60            |

(\*)Includes 51 infants, recently tuberculin positive, given prophylactic anti-microbials. (†)Case rates based on revised population estimates taking into account the 1960 enumeration by U.S. Bureau of the Census.

NEW CASES OF TUBERCULOSIS REPORTED IN NEW YORK CITY  
By Health Center Districts, 1955-1960

| Health Center<br>DISTRICT | New Cases |      |      |      |      |      | Case Rate per 100,000(†) |      |      |      |      |      |
|---------------------------|-----------|------|------|------|------|------|--------------------------|------|------|------|------|------|
|                           | 1955      | 1956 | 1957 | 1958 | 1959 | 1960 | 1955                     | 1956 | 1957 | 1958 | 1959 | 1960 |
| Central Harlem ....       | 697       | 692  | 658  | 611  | 514  | 581  | 285                      | 287  | 276  | 258  | 219  | 250  |
| East Harlem .....         | 310       | 247  | 277  | 242  | 245  | 168  | 161                      | 132  | 151  | 133  | 137  | 95   |
| Kips Bay-Yorkville.       | 121       | 100  | 116  | 95   | 99   | 74   | 52                       | 43   | 51   | 43   | 45   | 35   |
| Lower East Side ...       | 694       | 800  | 911  | 734  | 655  | 562  | 233                      | 270  | 311  | 257  | 236  | 208  |
| Lower West Side ...       | 591       | 494  | 568  | 477  | 386  | 325  | 192                      | 162  | 190  | 167  | 141  | 125  |
| Riverside .....           | 354       | 309  | 293  | 291  | 263  | 275  | 130                      | 115  | 111  | 109  | 98   | 102  |
| Washington Hgts. ..       | 227       | 253  | 179  | 152  | 128  | 156  | 80                       | 89   | 64   | 55   | 47   | 58   |
| MANHATTAN: .....          | 2994      | 2895 | 3002 | 2602 | 2290 | 2141 | 163                      | 160  | 168  | 148  | 133  | 127  |
| Ford'm-Riverdale ..       | 80        | 47   | 87   | 64   | 75   | 48   | 34                       | 20   | 37   | 27   | 32   | 21   |
| Morrisania .....          | 223       | 232  | 244  | 217  | 201  | 198  | 80                       | 84   | 90   | 81   | 76   | 76   |
| Mott Haven .....          | 307       | 325  | 245  | 203  | 191  | 234  | 139                      | 148  | 112  | 92   | 86   | 104  |
| Pelham Bay .....          | 50        | 41   | 44   | 42   | 60   | 43   | 30                       | 24   | 25   | 24   | 33   | 23   |
| Tremont .....             | 145       | 132  | 114  | 130  | 125  | 114  | 52                       | 48   | 42   | 48   | 47   | 43   |
| Westchester .....         | 67        | 73   | 87   | 95   | 73   | 53   | 26                       | 29   | 34   | 37   | 28   | 20   |
| BRONX: .....              | 872       | 850  | 821  | 751  | 725  | 690  | 61                       | 60   | 58   | 53   | 51   | 48   |
| Bay Ridge .....           | 73        | 76   | 76   | 70   | 60   | 58   | 24                       | 25   | 26   | 24   | 21   | 20   |
| Bedford .....             | 371       | 420  | 309  | 349  | 286  | 291  | 127                      | 146  | 108  | 122  | 100  | 101  |
| Brownsville .....         | 150       | 156  | 170  | 153  | 165  | 163  | 54                       | 57   | 62   | 54   | 56   | 54   |
| Bushwick .....            | 148       | 131  | 133  | 138  | 109  | 130  | 68                       | 61   | 62   | 64   | 50   | 60   |
| Flatbush .....            | 112       | 84   | 110  | 100  | 94   | 85   | 24                       | 18   | 23   | 21   | 20   | 18   |
| Fort Greene .....         | 267       | 279  | 251  | 231  | 235  | 213  | 121                      | 127  | 114  | 106  | 109  | 99   |
| Gravesend .....           | 64        | 73   | 66   | 65   | 48   | 66   | 23                       | 26   | 23   | 23   | 16   | 22   |
| Red Hook-Gowanus ..       | 190       | 185  | 173  | 133  | 150  | 136  | 113                      | 111  | 104  | 81   | 92   | 84   |
| Sunset Park .....         | 130       | 112  | 124  | 88   | 80   | 81   | 64                       | 56   | 63   | 45   | 41   | 42   |
| Wmsbrg.-Greenp't ..       | 139       | 184  | 186  | 174  | 144  | 136  | 70                       | 94   | 97   | 90   | 75   | 71   |
| BROOKLYN: .....           | 1644      | 1700 | 1598 | 1501 | 1371 | 1359 | 62                       | 65   | 61   | 57   | 52   | 52   |
| Astoria-L.I.City ..       | 118       | 131  | 119  | 104  | 79   | 70   | 45                       | 50   | 46   | 40   | 31   | 27   |
| Corona .....              | 86        | 75   | 90   | 84   | 89   | 70   | 41                       | 36   | 43   | 40   | 41   | 32   |
| Flushing .....            | 102       | 76   | 86   | 97   | 77   | 84   | 26                       | 18   | 20   | 22   | 17   | 19   |
| Jamaica East .....        | 145       | 152  | 173  | 119  | 104  | 121  | 52                       | 54   | 61   | 41   | 36   | 41   |
| Jamaica West .....        | 80        | 107  | 97   | 99   | 72   | 75   | 28                       | 36   | 33   | 33   | 24   | 24   |
| Maspeth-For.Hills..       | 74        | 85   | 69   | 56   | 57   | 46   | 27                       | 30   | 25   | 20   | 20   | 16   |
| QUEENS: .....             | 605       | 626  | 634  | 559  | 478  | 466  | 35                       | 36   | 36   | 31   | 27   | 26   |
| RICHMOND: .....           | 99        | 66   | 62   | 69   | 60   | 43   | 48                       | 31   | 29   | 32   | 27   | 19   |
| NEW YORK CITY .....       | 6214      | 6137 | 6117 | 5482 | 4924 | 4699 | 79                       | 79   | 78   | 70   | 63   | 60   |

(†) Case rates based on revised population estimates as of July 1st taking into account the 1950, 1957 and 1960 enumerations by U.S. Bureau of the Census.

Of all persons newly found to have tuberculosis, 46 percent were white, 35 percent Negro and 13 percent Puerto Rican.

SOURCE OF REPORT Sixty percent of all new cases of active tuberculosis were reported last year by hospitals within the city (58%) and out of town sanatoria (2%). The Department of Health clinics account for over one-fourth of all new cases registered and other clinics, seven percent. Private physicians reported only four percent of all new cases, but this low percentage may be due partly to the practice of physicians referring patients to clinics when tuberculosis is suspected so that the clinics are credited with making the final diagnosis.

SOURCE OF REPORT, NEW CASES OF TUBERCULOSIS\*  
New York City, 1950-1960

| Source of Report               | 1950 | 1951 | 1952 | 1953 | 1954 | 1955 | 1956 | 1957 | 1958 | 1959 | 1960 |
|--------------------------------|------|------|------|------|------|------|------|------|------|------|------|
| NUMBER OF NEW CASES REPORTED   |      |      |      |      |      |      |      |      |      |      |      |
| Hospitals in city .....        | 3910 | 3907 | 3841 | 3894 | 3537 | 3335 | 3100 | 3209 | 3062 | 2781 | 2732 |
| Health Dept. clinics ...       | 1755 | 1882 | 1747 | 1903 | 1696 | 1686 | 2035 | 1894 | 1535 | 1430 | 1274 |
| Other clinics .....            | 730  | 735  | 658  | 615  | 569  | 495  | 497  | 465  | 406  | 328  | 301  |
| Private physicians .....       | 779  | 607  | 633  | 526  | 419  | 392  | 276  | 239  | 247  | 208  | 194  |
| Sanatoria, out of town ..      | 362  | 335  | 307  | 305  | 266  | 214  | 125  | 151  | 116  | 88   | 107  |
| Other sources .....            | 181  | 117  | 96   | 106  | 95   | 92   | 104  | 159  | 116  | 89   | 91   |
| All sources .....              | 7717 | 7583 | 7282 | 7349 | 6582 | 6214 | 6137 | 6117 | 5482 | 4924 | 4699 |
| PERCENT DISTRIBUTION BY SOURCE |      |      |      |      |      |      |      |      |      |      |      |
| Hospitals in city .....        | 51%  | 51%  | 53%  | 53%  | 54%  | 54%  | 51%  | 52%  | 56%  | 56%  | 58%  |
| Health Dept. clinics ...       | 23%  | 25%  | 24%  | 26%  | 26%  | 27%  | 33%  | 31%  | 28%  | 29%  | 27%  |
| Other clinics .....            | 9%   | 10%  | 9%   | 8%   | 9%   | 8%   | 8%   | 8%   | 7%   | 7%   | 7%   |
| Private physicians .....       | 10%  | 8%   | 9%   | 7%   | 6%   | 6%   | 4%   | 4%   | 5%   | 4%   | 4%   |
| Sanatoria, out of town..       | 5%   | 4%   | 4%   | 4%   | 4%   | 3%   | 2%   | 2%   | 2%   | 2%   | 2%   |
| Other sources .....            | 2%   | 2%   | 1%   | 1%   | 1%   | 2%   | 2%   | 3%   | 2%   | 2%   | 2%   |
| All sources .....              | 100% | 100% | 100% | 100% | 100% | 100% | 100% | 100% | 100% | 100% | 100% |

\*Tuberculosis all forms. Note: Included are newly reported cases identified through death certificates.

STAGE OF DISEASE Among new cases the ratio of early to advanced stages of pulmonary tuberculosis has changed very little during the last decade. Whereas in 1950, 79 percent of the new cases reported were in the moderately and far advanced stages, in 1960 the proportion was 80 percent. In 1960, 20 percent of the new cases were in the minimal stage, 50 percent moderately advanced and 30 percent far advanced. It has been suggested that the failure to discover the majority of cases in the minimal stage in spite of modern diagnostic methods is due to the well-known fact that people do not seek medical attention until striking symptoms have appeared. Minimal tuberculosis is known to be relatively symptomless subjectively and insidious, and it is apparent that at this point few people are reached in case-finding x-ray surveys.

The bare statistics, however, do not reveal the whole picture and particularly its more favorable aspect. The classification of stage of disease relates almost entirely to its anatomical extent in the lungs, but not to the severity of the symptoms, the presence of complications such as tuberculous involvement of organs other than the lungs, and the pathological phase of the pulmonary disease (e.g. acute pneumonic or chronic fibroid). In these respects the situation has improved markedly, as any experienced physician will testify. Hemorrhage from the lungs is much less frequent, common complications such as severe tuberculosis of the larynx and the intestine are fewer, and uncontrollable "galloping consumption" has become almost a rarity. These favorable changes were noticeable twenty-five years ago, but have been greatly accelerated by the use of modern chemotherapy.

STAGE OF DISEASE, NEW CASES OF PULMONARY TUBERCULOSIS  
New York City, 1950-1960

| Year       | Stage of Disease |          |           |          |          |          | Un-known<br>† | Dead<br>‡ | Total<br>New<br>Cases<br>§ |
|------------|------------------|----------|-----------|----------|----------|----------|---------------|-----------|----------------------------|
|            | Minimal          |          | Mod. Adv. |          | Far Adv. |          |               |           |                            |
|            | Num-ber          | Per-cent | Num-ber   | Per-cent | Num-ber  | Per-cent |               |           |                            |
| 1950 ..... | 1075             | 21%      | 2242      | 43%      | 1867     | 36%      | 776           | 558       | 6518                       |
| 1951 ..... | 1037             | 19%      | 2505      | 46%      | 1914     | 35%      | 452           | 423       | 6331                       |
| 1952 ..... | 970              | 18%      | 2535      | 49%      | 1703     | 33%      | 453           | 360       | 6021                       |
| 1953 ..... | 1020             | 19%      | 2709      | 50%      | 1681     | 31%      | 385           | 315       | 6110                       |
| 1954 ..... | 935              | 19%      | 2411      | 50%      | 1489     | 31%      | 332           | 272       | 5439                       |
| 1955 ..... | 834              | 19%      | 2166      | 49%      | 1421     | 32%      | 418           | 225       | 5064                       |
| 1956 ..... | 902              | 20%      | 2187      | 49%      | 1356     | 31%      | 454           | 190       | 5089                       |
| 1957 ..... | 827              | 18%      | 2429      | 54%      | 1232     | 28%      | 460           | 214       | 5162                       |
| 1958 ..... | 764              | 20%      | 2018      | 52%      | 1100     | 28%      | 478           | 153       | 4513                       |
| 1959 ..... | 731              | 20%      | 1975      | 54%      | 948      | 26%      | 398           | 144       | 4196                       |
| 1960 ..... | 653              | 20%      | 1585      | 50%      | 954      | 30%      | 564           | 167       | 3923                       |

†Stage of disease unknown. ‡Cases identified through death certificate or reported at time of death only. §Pulmonary cases only.

Prior to 1955, cases of pulmonary tuberculosis were divided into two categories -- "pulmonary (adult)" and "primary (childhood pulmonary)." The distinction between pulmonary and primary tuberculosis was unsatisfactory as it did not fully reflect a difference in type of pulmonary disease. On January 1, 1955, the Bureau of Tuberculosis started classifying all cases 10 years of age and over, and those under 10 years of age. For statistical purposes, these two groups should be considered equivalent to the groups formerly labeled "pulmonary" and "primary" tuberculosis. (Abstract from 1955 SERVICE STATISTICS BOOK, Bureau of Records and Statistics, Department of Health, The City of New York.)

Stage of Disease by Age, Sex and Ethnic Group  
 NEWLY REPORTED CASES, ACTIVE PULMONARY TUBERCULOSIS, 10 YEARS OF AGE AND OVER  
 New York City, Year 1960

| Age,<br>Ethnic<br>Group | M A L E S             |              |             |             |             |       |       | F E M A L E S         |              |             |             |             |       |       |  |  |  |
|-------------------------|-----------------------|--------------|-------------|-------------|-------------|-------|-------|-----------------------|--------------|-------------|-------------|-------------|-------|-------|--|--|--|
|                         | Stage at First Report |              |             |             |             |       | % (†) | Stage at First Report |              |             |             |             |       | % (†) |  |  |  |
|                         | Min-<br>imal          | Mod.<br>Adv. | Far<br>Adv. | Not<br>Rep. | New<br>Dead | Total |       | Min-<br>imal          | Mod.<br>Adv. | Far<br>Adv. | Not<br>Rep. | New<br>Dead | Total |       |  |  |  |
| WHITE                   |                       |              |             |             |             |       |       |                       |              |             |             |             |       |       |  |  |  |
| 0-14                    | 2                     | 2            | 0           | 4           | 0           | 8     | 50%   | 1                     | 0            | 1           | 7           | 1           | 10    | 50%   |  |  |  |
| 15-24                   | 25                    | 28           | 7           | 6           | 0           | 66    | 42%   | 16                    | 29           | 4           | 6           | 0           | 55    | 33%   |  |  |  |
| 25-34                   | 26                    | 55           | 24          | 7           | 1           | 113   | 25%   | 28                    | 35           | 13          | 15          | 1           | 92    | 37%   |  |  |  |
| 35-44                   | 28                    | 92           | 46          | 18          | 6           | 190   | 17%   | 23                    | 31           | 14          | 12          | 4           | 84    | 34%   |  |  |  |
| 45+                     | 128                   | 422          | 277         | 150         | 81          | 1058  | 15%   | 36                    | 99           | 52          | 30          | 16          | 233   | 19%   |  |  |  |
| Total*                  | 211                   | 609          | 355         | 187         | 88          | 1450  | 18%   | 105                   | 196          | 87          | 71          | 22          | 481   | 27%   |  |  |  |
| NEGRO                   |                       |              |             |             |             |       |       |                       |              |             |             |             |       |       |  |  |  |
| 0-14                    | 1                     | 1            | 0           | 4           | 0           | 6     | 50%   | 3                     | 4            | 0           | 7           | 0           | 14    | 43%   |  |  |  |
| 15-24                   | 18                    | 29           | 17          | 17          | 0           | 81    | 28%   | 24                    | 31           | 18          | 11          | 2           | 86    | 33%   |  |  |  |
| 25-34                   | 19                    | 59           | 47          | 29          | 4           | 158   | 15%   | 23                    | 48           | 31          | 25          | 1           | 128   | 23%   |  |  |  |
| 35-44                   | 23                    | 95           | 89          | 34          | 7           | 248   | 11%   | 19                    | 58           | 32          | 15          | 2           | 126   | 17%   |  |  |  |
| 45+                     | 42                    | 128          | 100         | 57          | 23          | 350   | 16%   | 13                    | 37           | 22          | 26          | 7           | 105   | 18%   |  |  |  |
| Total*                  | 103                   | 316          | 255         | 141         | 34          | 849   | 15%   | 83                    | 180          | 104         | 85          | 12          | 464   | 23%   |  |  |  |
| PUERTO RICAN            |                       |              |             |             |             |       |       |                       |              |             |             |             |       |       |  |  |  |
| 0-14                    | 1                     | 2            | 0           | 1           | 0           | 4     | 33%   | 11                    | 0            | 0           | 1           | 0           | 12    | 100%  |  |  |  |
| 15-24                   | 10                    | 20           | 13          | 4           | 0           | 47    | 23%   | 18                    | 20           | 13          | 4           | 0           | 55    | 35%   |  |  |  |
| 25-34                   | 13                    | 19           | 15          | 13          | 0           | 60    | 28%   | 19                    | 34           | 13          | 10          | 0           | 76    | 29%   |  |  |  |
| 35-44                   | 8                     | 20           | 17          | 9           | 0           | 54    | 18%   | 5                     | 15           | 7           | 1           | 2           | 30    | 19%   |  |  |  |
| 45+                     | 9                     | 22           | 18          | 5           | 2           | 56    | 18%   | 10                    | 20           | 11          | 6           | 1           | 48    | 24%   |  |  |  |
| Total*                  | 42                    | 83           | 63          | 32          | 2           | 222   | 22%   | 64                    | 89           | 45          | 22          | 3           | 223   | 32%   |  |  |  |
| OTHER RACES             |                       |              |             |             |             |       |       |                       |              |             |             |             |       |       |  |  |  |
| 0-14                    | 0                     | 0            | 0           | 0           | 0           | 0     | ..    | 0                     | 0            | 0           | 0           | 0           | 0     | ..    |  |  |  |
| 15-24                   | 1                     | 3            | 0           | 1           | 0           | 5     | 25%   | 3                     | 2            | 0           | 0           | 0           | 5     | 60%   |  |  |  |
| 25-34                   | 9                     | 13           | 3           | 0           | 1           | 26    | 36%   | 3                     | 4            | 3           | 3           | 0           | 13    | 30%   |  |  |  |
| 35-44                   | 7                     | 18           | 3           | 1           | 0           | 29    | 25%   | 1                     | 2            | 0           | 0           | 1           | 4     | 33%   |  |  |  |
| 45+                     | 17                    | 55           | 31          | 15          | 4           | 122   | 17%   | 4                     | 9            | 2           | 2           | 0           | 17    | 27%   |  |  |  |
| Total*                  | 34                    | 91           | 39          | 20          | 5           | 189   | 21%   | 11                    | 21           | 6           | 6           | 1           | 45    | 29%   |  |  |  |
| GRAND TOTAL             | 390                   | 1099         | 712         | 380         | 129         | 2710  | 18%   | 263                   | 486          | 242         | 184         | 38          | 1213  | 27%   |  |  |  |

\*Totals include persons of unknown age. †Percentages based on total cases for which stage was reported.

It will be noted that a relatively higher proportion of cases of "minimal" pulmonary tuberculosis was found among younger persons, which augurs well for the future. In these adolescents and young adults "minimal" lesions are more often of recent origin and active than in elderly people. At the same time the modern treatment of these lesions of the young is likely to be wholly successful; consequently, these young people are not prone to drift into advanced chronic tuberculosis as they grow older and in years to come we should see less intractable disease in the later decades of life.

NEWLY REPORTED CASES OF TUBERCULOSIS, BY FORM  
New York City, 1956-1960

| Year                | Pulmonary |          | Mil-<br>itary | Menin-<br>gitis | Pleural<br>Effusion | Other<br>Forms | Total<br>All Forms |
|---------------------|-----------|----------|---------------|-----------------|---------------------|----------------|--------------------|
|                     | 10 Years+ | Under 10 |               |                 |                     |                |                    |
| 1956, New living .. | 4,899     | 493      | 30            | 23              | 124                 | 331            | 5,900              |
| New dead .....      | 190       | ..       | 7             | 12              | ..                  | 28             | 237                |
| Total .....         | 5,089     | 493      | 37            | 35              | 124                 | 359            | 6,137              |
| 1957, New living .. | 4,948     | 422      | 16            | 25              | 124                 | 317            | 5,852              |
| New dead .....      | 214       | ..       | 12            | 21              | ..                  | 18             | 265                |
| Total .....         | 5,162     | 422      | 28            | 46              | 124                 | 335            | 6,117              |
| 1958, New living .. | 4,360     | 443      | 18            | 18              | 112                 | 325            | 5,276              |
| New dead .....      | 153       | ..       | 20            | 16              | 2                   | 15             | 206                |
| Total .....         | 4,513     | 443      | 38            | 34              | 114                 | 340            | 5,482              |
| 1959, New living .. | 4,052     | 337      | 14            | 10              | 87                  | 252            | 4,752              |
| New dead .....      | 144       | ..       | 12            | 10              | 1                   | 5              | 172                |
| Total .....         | 4,196     | 337      | 26            | 20              | 88                  | 257            | 4,924              |
| 1960, New living .. | 3,756     | 329      | 22            | 17              | 105                 | 262            | 4,491              |
| New dead .....      | 167       | ..       | 19            | 13              | 1                   | 8              | 208                |
| Total .....         | 3,923     | 329      | 41            | 30              | 106                 | 270            | 4,699              |

See note page 8.

0 deaths

92 cases  
87 deaths

4 deaths

CASES OF PULMONARY TUBERCULOSIS  
First Reported at Time of Death†  
New York City, 1950-1960

| Year       | Manhattan |          | Bronx   |          | Brooklyn |          | Queens  |          | Richmond |          | N.Y. City |          |
|------------|-----------|----------|---------|----------|----------|----------|---------|----------|----------|----------|-----------|----------|
|            | Num-ber   | Per-cent | Num-ber | Per-cent | Num-ber  | Per-cent | Num-ber | Per-cent | Num-ber  | Per-cent | Num-ber   | Per-cent |
| 1950 ..... | 300       | 9.4%     | 55      | 7.1%     | 138      | 8.1%     | 59      | 7.6%     | 6        | 5.8%     | 558       | 8.6%     |
| 1951 ..... | 216       | 7.0%     | 36      | 4.5%     | 115      | 7.3%     | 49      | 6.2%     | 7        | 7.4%     | 423       | 6.7%     |
| 1952 ..... | 198       | 7.2%     | 39      | 5.5%     | 84       | 5.8%     | 35      | 5.2%     | 4        | 4.7%     | 360       | 6.4%     |
| 1953 ..... | 190       | 6.8%     | 34      | 4.7%     | 70       | 4.7%     | 20      | 2.8%     | 4        | 5.2%     | 315       | 5.2%     |
| 1954 ..... | 144       | 5.5%     | 37      | 5.9%     | 70       | 5.4%     | 19      | 3.3%     | 2        | 2.7%     | 272       | 5.3%     |
| 1955 ..... | 123       | 4.8%     | 32      | 4.3%     | 50       | 3.5%     | 14      | 2.5%     | 6        | 6.9%     | 225       | 4.2%     |
| 1956 ..... | 93        | 3.9%     | 14      | 2.0%     | 51       | 3.6%     | 31      | 5.6%     | 1        | 1.7%     | 190       | 3.7%     |
| 1957 ..... | 94        | 3.7%     | 37      | 5.3%     | 58       | 4.4%     | 24      | 4.2%     | 1        | 1.8%     | 214       | 4.1%     |
| 1958 ..... | 64        | 3.0%     | 27      | 4.3%     | 36       | 3.0%     | 22      | 4.7%     | 4        | 6.4%     | 153       | 3.4%     |
| 1959 ..... | 66        | 3.4%     | 18      | 2.9%     | 40       | 3.5%     | 19      | 4.4%     | 1        | 1.8%     | 144       | 3.4%     |
| 1960 ..... | 95        | 5.3%     | 9       | 1.6%     | 48       | 4.3%     | 15      | 3.7%     | 0        | ..       | 167       | 4.3%     |

†First identified through death certificates. Percentages in this table based on all new pulmonary cases reported.

\* \* \*

Note: In 1960 there were 208 persons with active tuberculosis (all forms) first reported at time of death. Of these, 167 had pulmonary tuberculosis, 19 miliary, 13 tuberculous meningitis, 1 tuberculosis of the pleura, and 8 other forms of tuberculosis.

Source of report: by institutions in the city, 183; by private physicians, 6; by institutions out of city, 2; other, 17.

Of the 208 persons, over half or 111 were residents of Manhattan, 61 of Brooklyn, 20 of Queens, and 16 of the Bronx.

Almost three quarters (153 = 74%) were males and one-quarter (55 = 26%) were females.

According to ethnic group, 127 were white, 68 were Negro, 6 were Puerto Rican, and 1 was an Oriental, no ethnic data were available for the remaining six persons.

The age distribution was as follows: 0-9 = 5, 10-19 = 1, 20-29 = 7, 30-39 = 28, 40-49 = 28, 50-59 = 39, 60-69 = 48, 70-79 = 42, 80-89 = 10. Therefore, 48 percent of these people were over sixty years of age at time of death. Among males those over sixty were 52 percent, and among females 38 percent.



NEW CASES OF ACTIVE TUBERCULOSIS BY ETHNIC GROUP  
Health Center Districts, New York City, 1960

| Health Center<br>DISTRICT | White | Negro | Puerto<br>Rican | Yellow | Other | Not<br>Stated | All Races |       |
|---------------------------|-------|-------|-----------------|--------|-------|---------------|-----------|-------|
|                           |       |       |                 |        |       |               | Number    | Rate† |
| Central Harlem .....      | 12    | 540   | 12              | 2      | 0     | 15            | 581       | 250   |
| East Harlem .....         | 57    | 58    | 49              | 0      | 0     | 4             | 168       | 95    |
| Kips Bay-Yorkville .....  | 62    | 3     | 1               | 0      | 0     | 8             | 74        | 35    |
| Lower East Side .....     | 305   | 58    | 111             | 20     | 0     | 68            | 562       | 208   |
| Lower West Side .....     | 201   | 49    | 46              | 19     | 1     | 9             | 325       | 125   |
| Riverside .....           | 122   | 80    | 54              | 5      | 1     | 13            | 275       | 102   |
| Washington Heights .....  | 68    | 77    | 6               | 3      | 0     | 2             | 156       | 58    |
| MANHATTAN .....           | 827   | 865   | 279             | 49     | 2     | 119           | 2,141     | 127   |
| Ford'm-Riverdale .....    | 33    | 8     | 1               | 2      | 0     | 4             | 48        | 21    |
| Morrisania .....          | 70    | 76    | 38              | 2      | 1     | 11            | 198       | 76    |
| Mott Haven .....          | 112   | 52    | 59              | 0      | 0     | 11            | 234       | 104   |
| Pelham Bay .....          | 26    | 8     | 3               | 0      | 0     | 6             | 43        | 23    |
| Tremont .....             | 73    | 20    | 18              | 1      | 0     | 2             | 114       | 43    |
| Westchester .....         | 38    | 8     | 3               | 1      | 0     | 3             | 53        | 20    |
| BRONX .....               | 352   | 172   | 122             | 6      | 1     | 37            | 690       | 48    |
| Bay Ridge .....           | 57    | 0     | 0               | 0      | 0     | 1             | 58        | 20    |
| Bedford .....             | 39    | 235   | 11              | 0      | 0     | 6             | 291       | 101   |
| Brownsville .....         | 82    | 52    | 26              | 0      | 0     | 3             | 163       | 54    |
| Bushwick .....            | 70    | 33    | 16              | 0      | 2     | 9             | 130       | 60    |
| Flatbush .....            | 74    | 6     | 1               | 1      | 0     | 3             | 85        | 18    |
| Fort Greene .....         | 58    | 119   | 29              | 0      | 1     | 6             | 213       | 99    |
| Gravesend .....           | 53    | 7     | 5               | 0      | 0     | 1             | 66        | 22    |
| Red Hook-Gowanus .....    | 63    | 20    | 49              | 2      | 1     | 1             | 136       | 84    |
| Sunset Park .....         | 74    | 1     | 3               | 0      | 1     | 2             | 81        | 42    |
| Wmsbrg.-Greenpoint .....  | 64    | 12    | 56              | 1      | 0     | 3             | 136       | 71    |
| BROOKLYN .....            | 634   | 485   | 196             | 4      | 5     | 35            | 1,359     | 52    |
| Astoria-Long Island City  | 60    | 4     | 0               | 0      | 0     | 6             | 70        | 27    |
| Corona .....              | 48    | 20    | 0               | 1      | 0     | 1             | 70        | 32    |
| Flushing .....            | 66    | 12    | 2               | 0      | 2     | 2             | 84        | 19    |
| Jamaica East .....        | 41    | 74    | 0               | 0      | 0     | 6             | 121       | 41    |
| Jamaica West .....        | 57    | 12    | 2               | 0      | 0     | 4             | 75        | 24    |
| Maspeth-Forest Hills ...  | 38    | 0     | 0               | 1      | 0     | 7             | 46        | 16    |
| QUEENS .....              | 310   | 122   | 4               | 2      | 2     | 26            | 466       | 26    |
| RICHMOND .....            | 33    | 4     | 1               | 0      | 0     | 5             | 43        | 19    |
| NEW YORK CITY .....       | 2,156 | 1,648 | 602             | 61     | 10    | 222           | 4,699     | 60    |

†Per 100,000 population.

NEW CASES, TUBERCULOSIS ALL FORMS, BY ETHNIC GROUP AND SEX, NEW YORK CITY, SINCE 1943

| Year | White |      |       | Negro |      |       | Puerto Rican |      |       | Yellow |      |       | Not Stated | All Races |      |       |
|------|-------|------|-------|-------|------|-------|--------------|------|-------|--------|------|-------|------------|-----------|------|-------|
|      | Male  | Fem. | Total | Male  | Fem. | Total | Male         | Fem. | Total | Male   | Fem. | Total |            | Male      | Fem. | Total |
| 1943 | 3975  | 1705 | 5698  | 840   | 644  | 1490  | 101          | 89   | 191   | 173    | 4    | 181   | 1390       | 5986      | 2853 | 8950  |
| 1944 | 3426  | 1578 | 5015  | 814   | 710  | 1525  | 98           | 98   | 196   | 170    | 9    | 179   | 1058       | 5149      | 2733 | 7973  |
| 1945 | 2906  | 1489 | 4416  | 766   | 756  | 1522  | 123          | 131  | 254   | 112    | 9    | 124   | 746        | 4322      | 2651 | 7062  |
| 1946 | 3015  | 1522 | 4538  | 817   | 796  | 1613  | 124          | 167  | 291   | 102    | 7    | 109   | 572        | 4411      | 2699 | 7123  |
| 1947 | 3204  | 1638 | 4842  | 906   | 789  | 1695  | 191          | 240  | 431   | 111    | 12   | 123   | 508        | 4710      | 2889 | 7599  |
| 1948 | 3383  | 1689 | 5072  | 1044  | 915  | 1959  | 216          | 289  | 505   | 125    | 14   | 139   | 631        | 5179      | 3127 | 8306  |
| 1949 | 3296  | 1690 | 4986  | 1193  | 997  | 2190  | 236          | 314  | 550   | 102    | 19   | 121   | 720        | 5307      | 3260 | 8567  |
| 1950 | 3212  | 1434 | 4646  | 1017  | 917  | 1934  | 244          | 330  | 574   | 112    | 20   | 132   | 431        | 4854      | 2863 | 7717  |
| 1951 | 3056  | 1412 | 4468  | 1154  | 902  | 2056  | 280          | 356  | 636   | 116    | 19   | 135   | 288        | 4788      | 2795 | 7583  |
| 1952 | 2769  | 1317 | 4086  | 1118  | 934  | 2052  | 330          | 388  | 718   | 104    | 17   | 121   | 305        | 4527      | 2755 | 7282  |
| 1953 | 2802  | 1291 | 4093  | 1224  | 943  | 2167  | 346          | 379  | 725   | 120    | 15   | 135   | 229        | 4626      | 2723 | 7349  |
| 1954 | 2516  | 1056 | 3572  | 1100  | 833  | 1933  | 386          | 397  | 783   | 77     | 15   | 92    | 202        | 4210      | 2372 | 6582  |
| 1955 | 2393  | 954  | 3347  | 1028  | 834  | 1862  | 361          | 380  | 741   | 84     | 9    | 93    | 171        | 3971      | 2243 | 6214  |
| 1956 | 2321  | 841  | 3162  | 1071  | 790  | 1861  | 329          | 394  | 723   | 86     | 11   | 97    | 294        | 3985      | 2152 | 6137  |
| 1957 | 2381  | 877  | 3258  | 995   | 768  | 1763  | 393          | 379  | 772   | 75     | 10   | 85    | 239        | 4002      | 2115 | 6117  |
| 1958 | 2003  | 799  | 2802  | 1083  | 655  | 1738  | 337          | 321  | 658   | 71     | 10   | 81    | 203        | 3637      | 1845 | 5482  |
| 1959 | 1719  | 685  | 2404  | 942   | 617  | 1559  | 323          | 321  | 644   | 63     | 8    | 71    | 246        | 3232      | 1692 | 4924  |
| 1960 | 1579  | 577  | 2156  | 1017  | 631  | 1648  | 300          | 302  | 602   | 55     | 6    | 61    | 232        | 3124      | 1575 | 4699  |

Trace or sex not stated. Note: Totals include other races and cases whose race or sex was not reported.

NEWLY REPORTED CASES OF TUBERCULOSIS, NEW YORK CITY, 1956-1960  
By Ethnic Group and Health Center Districts

| Health Center District         | White |      |      |      |      | Negro |      |      |      |      | Puerto Rican |      |      |      |      |
|--------------------------------|-------|------|------|------|------|-------|------|------|------|------|--------------|------|------|------|------|
|                                | 1956  | 1957 | 1958 | 1959 | 1960 | 1956  | 1957 | 1958 | 1959 | 1960 | 1956         | 1957 | 1958 | 1959 | 1960 |
| Central Harlem .....           | 26    | 27   | 27   | 14   | 12   | 594   | 589  | 554  | 462  | 540  | 14           | 18   | 14   | 20   | 12   |
| East Harlem .....              | 82    | 92   | 91   | 87   | 57   | 56    | 66   | 64   | 69   | 58   | 104          | 111  | 78   | 82   | 49   |
| Kips Bay-Yorkville .....       | 89    | 101  | 87   | 92   | 62   | 2     | 3    | 3    | 2    | 3    | 7            | 3    | 0    | 0    | 1    |
| Lower East Side .....          | 578   | 601  | 442  | 372  | 305  | 68    | 76   | 80   | 72   | 58   | 94           | 177  | 144  | 115  | 111  |
| Lower West Side .....          | 364   | 429  | 339  | 243  | 201  | 37    | 37   | 52   | 54   | 49   | 44           | 59   | 32   | 46   | 46   |
| Riverside .....                | 146   | 139  | 134  | 116  | 122  | 71    | 73   | 86   | 80   | 80   | 72           | 60   | 58   | 49   | 54   |
| Washington Heights .....       | 93    | 82   | 80   | 47   | 68   | 114   | 72   | 55   | 65   | 77   | 23           | 17   | 8    | 7    | 6    |
| MANHATTAN:                     |       |      |      |      |      |       |      |      |      |      |              |      |      |      |      |
| Fordham-Riverdale .....        | 1378  | 1471 | 1200 | 971  | 827  | 942   | 916  | 894  | 804  | 865  | 358          | 445  | 334  | 319  | 279  |
| Morrisania .....               | 39    | 72   | 56   | 65   | 33   | 0     | 6    | 3    | 4    | 8    | 1            | 3    | 1    | 1    | 1    |
| Mott Haven .....               | 68    | 90   | 80   | 65   | 70   | 85    | 100  | 77   | 82   | 76   | 70           | 40   | 54   | 45   | 38   |
| Pelham Bay .....               | 156   | 111  | 106  | 102  | 112  | 55    | 43   | 43   | 21   | 52   | 74           | 71   | 46   | 53   | 59   |
| Tremont .....                  | 32    | 32   | 27   | 46   | 26   | 6     | 5    | 8    | 10   | 8    | 2            | 1    | 1    | 1    | 3    |
| Westchester .....              | 88    | 75   | 81   | 70   | 73   | 24    | 19   | 13   | 29   | 20   | 10           | 9    | 24   | 18   | 18   |
| BRONX:                         |       |      |      |      |      |       |      |      |      |      |              |      |      |      |      |
| Bay Ridge .....                | 436   | 439  | 422  | 406  | 352  | 180   | 183  | 155  | 151  | 172  | 164          | 131  | 134  | 125  | 122  |
| Bedford .....                  | 75    | 76   | 66   | 55   | 57   | 1     | 0    | 2    | 2    | 0    | 0            | 0    | 1    | 0    | 0    |
| Brownsville .....              | 65    | 56   | 45   | 36   | 39   | 318   | 236  | 292  | 230  | 235  | 12           | 11   | 9    | 10   | 11   |
| Bushwick .....                 | 85    | 90   | 65   | 77   | 82   | 45    | 53   | 59   | 65   | 52   | 14           | 22   | 22   | 20   | 26   |
| Flatbush .....                 | 84    | 81   | 82   | 63   | 70   | 25    | 30   | 34   | 21   | 33   | 9            | 8    | 17   | 16   | 16   |
| Fort Greene .....              | 76    | 101  | 90   | 86   | 74   | 6     | 8    | 6    | 4    | 6    | 1            | 0    | 0    | 0    | 1    |
| Gravesend .....                | 76    | 73   | 78   | 71   | 58   | 147   | 139  | 118  | 126  | 119  | 41           | 29   | 30   | 30   | 29   |
| Red Hook-Gowanus .....         | 60    | 57   | 55   | 41   | 53   | 8     | 7    | 9    | 5    | 7    | 2            | 1    | 1    | 0    | 5    |
| Sunset Park .....              | 88    | 83   | 71   | 73   | 63   | 27    | 18   | 17   | 27   | 20   | 67           | 67   | 40   | 43   | 49   |
| Williamsburg-Greenpoint .....  | 111   | 121  | 81   | 76   | 74   | 1     | 0    | 1    | 0    | 1    | 0            | 1    | 5    | 2    | 3    |
| BROOKLYN:                      |       |      |      |      |      |       |      |      |      |      |              |      |      |      |      |
| Astoria-Long Island City ..... | 109   | 109  | 96   | 54   | 64   | 21    | 25   | 18   | 14   | 12   | 51           | 49   | 58   | 76   | 56   |
| Corona .....                   | 829   | 847  | 729  | 632  | 634  | 599   | 516  | 556  | 494  | 485  | 197          | 188  | 183  | 197  | 196  |
| Flushing .....                 | 114   | 98   | 80   | 66   | 60   | 9     | 7    | 10   | 7    | 4    | 2            | 6    | 3    | 0    | 0    |
| Jamaica East .....             | 58    | 63   | 59   | 71   | 48   | 16    | 19   | 23   | 17   | 20   | 0            | 0    | 1    | 0    | 0    |
| Jamaica West .....             | 68    | 76   | 80   | 69   | 66   | 6     | 7    | 10   | 5    | 12   | 0            | 0    | 1    | 1    | 2    |
| Maspeth-Forest Hills .....     | 60    | 75   | 59   | 45   | 41   | 83    | 91   | 56   | 57   | 74   | 1            | 1    | 0    | 0    | 0    |
| QUEENS:                        | 90    | 74   | 69   | 50   | 57   | 13    | 17   | 27   | 18   | 12   | 0            | 0    | 0    | 0    | 2    |
| RICHMOND:                      | 76    | 64   | 49   | 43   | 38   | 2     | 0    | 0    | 0    | 0    | 0            | 0    | 0    | 0    | 0    |
| NEW YORK CITY:                 | 466   | 450  | 396  | 344  | 310  | 129   | 141  | 126  | 104  | 122  | 3            | 8    | 5    | 1    | 4    |
|                                | 53    | 51   | 55   | 51   | 33   | 11    | 7    | 7    | 6    | 4    | 1            | 0    | 2    | 2    | 1    |
|                                | 3162  | 3258 | 2802 | 2404 | 2156 | 1861  | 1763 | 1738 | 1559 | 1648 | 723          | 772  | 658  | 644  | 602  |

NEW CASES OF TUBERCULOSIS, BY AGE AND SEX, NEW YORK CITY, 1953-1960

Part A - All Ethnic Groups, White

| Age                                  | 0-4 | 5-  | 10- | 15- | 20- | 25- | 30- | 35-  | 45-  | 55- | 65+ | Un-known | All Ages |
|--------------------------------------|-----|-----|-----|-----|-----|-----|-----|------|------|-----|-----|----------|----------|
| <b>MALE, ALL ETHNIC GROUPS</b>       |     |     |     |     |     |     |     |      |      |     |     |          |          |
| 1953                                 | 215 | 105 | 49  | 126 | 288 | 420 | 335 | 765  | 927  | 711 | 596 | 89       | 4626     |
| 1954                                 | 192 | 98  | 44  | 123 | 264 | 346 | 330 | 630  | 857  | 736 | 512 | 78       | 4210     |
| 1955                                 | 224 | 84  | 41  | 100 | 232 | 277 | 295 | 632  | 778  | 709 | 527 | 72       | 3971     |
| 1956                                 | 200 | 92  | 41  | 91  | 193 | 248 | 311 | 671  | 806  | 711 | 567 | 54       | 3985     |
| 1957                                 | 135 | 93  | 37  | 98  | 185 | 246 | 292 | 612  | 777  | 757 | 702 | 68       | 4002     |
| 1958                                 | 191 | 89  | 44  | 86  | 212 | 209 | 301 | 598  | 675  | 649 | 515 | 68       | 3637     |
| 1959                                 | 123 | 67  | 34  | 73  | 151 | 214 | 253 | 531  | 624  | 574 | 526 | 62       | 3232     |
| 1960                                 | 132 | 78  | 31  | 74  | 148 | 177 | 219 | 562  | 568  | 582 | 513 | 40       | 3124     |
| <b>FEMALE, ALL ETHNIC GROUPS</b>     |     |     |     |     |     |     |     |      |      |     |     |          |          |
| 1953                                 | 174 | 123 | 64  | 177 | 392 | 473 | 277 | 446  | 250  | 139 | 161 | 47       | 2723     |
| 1954                                 | 183 | 96  | 78  | 142 | 289 | 392 | 284 | 389  | 210  | 128 | 137 | 44       | 2372     |
| 1955                                 | 210 | 80  | 64  | 140 | 262 | 304 | 287 | 360  | 210  | 139 | 147 | 40       | 2243     |
| 1956                                 | 178 | 79  | 48  | 153 | 231 | 323 | 268 | 353  | 211  | 126 | 151 | 31       | 2152     |
| 1957                                 | 163 | 90  | 49  | 150 | 213 | 264 | 237 | 359  | 234  | 161 | 156 | 39       | 2115     |
| 1958                                 | 147 | 73  | 56  | 105 | 192 | 198 | 218 | 322  | 220  | 97  | 166 | 51       | 1845     |
| 1959                                 | 121 | 62  | 54  | 103 | 165 | 176 | 201 | 284  | 207  | 127 | 151 | 41       | 1692     |
| 1960                                 | 102 | 55  | 46  | 98  | 146 | 162 | 198 | 278  | 198  | 106 | 158 | 28       | 1575     |
| <b>BOTH SEXES, ALL ETHNIC GROUPS</b> |     |     |     |     |     |     |     |      |      |     |     |          |          |
| 1953                                 | 389 | 228 | 113 | 303 | 680 | 893 | 612 | 1211 | 1177 | 850 | 757 | 136      | 7349     |
| 1954                                 | 375 | 194 | 122 | 265 | 553 | 738 | 614 | 1019 | 1067 | 864 | 649 | 122      | 6582     |
| 1955                                 | 434 | 164 | 105 | 240 | 494 | 581 | 582 | 992  | 988  | 848 | 674 | 112      | 6214     |
| 1956                                 | 378 | 171 | 89  | 244 | 424 | 571 | 579 | 1024 | 1017 | 837 | 718 | 85       | 6137     |
| 1957                                 | 298 | 183 | 86  | 248 | 398 | 510 | 529 | 971  | 1011 | 918 | 858 | 107      | 6117     |
| 1958                                 | 338 | 162 | 100 | 191 | 404 | 407 | 519 | 920  | 895  | 746 | 681 | 119      | 5482     |
| 1959                                 | 244 | 129 | 88  | 176 | 316 | 390 | 454 | 815  | 831  | 701 | 677 | 103      | 4924     |
| 1960                                 | 234 | 133 | 77  | 172 | 294 | 339 | 417 | 840  | 766  | 688 | 671 | 68       | 4699     |
| <b>WHITE MALE</b>                    |     |     |     |     |     |     |     |      |      |     |     |          |          |
| 1953                                 | 77  | 24  | 11  | 64  | 141 | 224 | 150 | 403  | 621  | 552 | 491 | 44       | 2802     |
| 1954                                 | 53  | 34  | 14  | 49  | 126 | 161 | 136 | 314  | 582  | 588 | 424 | 35       | 2516     |
| 1955                                 | 68  | 26  | 13  | 40  | 106 | 115 | 131 | 302  | 560  | 553 | 446 | 33       | 2393     |
| 1956                                 | 70  | 22  | 17  | 43  | 93  | 98  | 111 | 310  | 520  | 536 | 478 | 23       | 2321     |
| 1957                                 | 36  | 17  | 12  | 37  | 69  | 95  | 114 | 284  | 524  | 571 | 588 | 34       | 2381     |
| 1958                                 | 38  | 13  | 7   | 36  | 80  | 90  | 111 | 248  | 449  | 474 | 420 | 37       | 2003     |
| 1959                                 | 34  | 21  | 13  | 28  | 54  | 70  | 85  | 200  | 369  | 405 | 419 | 21       | 1719     |
| 1960                                 | 30  | 21  | 11  | 26  | 47  | 66  | 59  | 199  | 308  | 395 | 400 | 17       | 1579     |
| <b>WHITE FEMALE</b>                  |     |     |     |     |     |     |     |      |      |     |     |          |          |
| 1953                                 | 53  | 46  | 22  | 63  | 171 | 199 | 121 | 234  | 147  | 87  | 126 | 22       | 1291     |
| 1954                                 | 44  | 17  | 28  | 60  | 124 | 150 | 114 | 190  | 108  | 85  | 115 | 21       | 1056     |
| 1955                                 | 65  | 24  | 22  | 49  | 103 | 111 | 110 | 142  | 112  | 82  | 113 | 21       | 954      |
| 1956                                 | 51  | 13  | 10  | 62  | 87  | 113 | 73  | 144  | 110  | 69  | 99  | 10       | 841      |
| 1957                                 | 37  | 14  | 18  | 42  | 74  | 109 | 74  | 140  | 134  | 100 | 113 | 22       | 877      |
| 1958                                 | 41  | 17  | 15  | 26  | 68  | 67  | 79  | 143  | 127  | 59  | 124 | 33       | 799      |
| 1959                                 | 33  | 17  | 17  | 33  | 49  | 59  | 64  | 97   | 109  | 70  | 121 | 16       | 685      |
| 1960                                 | 22  | 10  | 14  | 29  | 37  | 54  | 52  | 90   | 92   | 54  | 113 | 10       | 577      |
| <b>WHITE BOTH SEXES</b>              |     |     |     |     |     |     |     |      |      |     |     |          |          |
| 1953                                 | 130 | 70  | 33  | 127 | 312 | 423 | 271 | 637  | 768  | 639 | 617 | 66       | 4093     |
| 1954                                 | 97  | 51  | 42  | 109 | 250 | 311 | 250 | 504  | 690  | 673 | 539 | 56       | 3572     |
| 1955                                 | 133 | 50  | 35  | 89  | 209 | 226 | 241 | 444  | 672  | 635 | 559 | 54       | 3347     |
| 1956                                 | 121 | 35  | 27  | 105 | 180 | 211 | 184 | 454  | 630  | 605 | 577 | 33       | 3162     |
| 1957                                 | 73  | 31  | 30  | 79  | 143 | 204 | 188 | 424  | 658  | 671 | 701 | 56       | 3258     |
| 1958                                 | 79  | 30  | 22  | 62  | 148 | 157 | 190 | 391  | 576  | 533 | 544 | 70       | 2802     |
| 1959                                 | 67  | 38  | 30  | 61  | 103 | 129 | 149 | 297  | 478  | 475 | 540 | 37       | 2404     |
| 1960                                 | 52  | 31  | 25  | 55  | 84  | 120 | 111 | 289  | 400  | 449 | 513 | 27       | 2156     |

NEW CASES OF TUBERCULOSIS, BY AGE AND SEX, NEW YORK CITY, 1953-1960  
Part B - Negro, Puerto Rican

| Age                            | 0-4 | 5- | 10- | 15- | 20- | 25- | 30- | 35- | 45- | 55- | 65+ | Un-known | All Ages |
|--------------------------------|-----|----|-----|-----|-----|-----|-----|-----|-----|-----|-----|----------|----------|
| <b>NEGRO MALE</b>              |     |    |     |     |     |     |     |     |     |     |     |          |          |
| 1953 .....                     | 82  | 43 | 28  | 33  | 72  | 135 | 140 | 288 | 230 | 94  | 69  | 10       | 1224     |
| 1954 .....                     | 80  | 30 | 17  | 40  | 74  | 120 | 127 | 238 | 216 | 91  | 56  | 11       | 1100     |
| 1955 .....                     | 84  | 31 | 16  | 33  | 61  | 100 | 114 | 258 | 165 | 103 | 52  | 11       | 1028     |
| 1956 .....                     | 60  | 38 | 14  | 30  | 46  | 86  | 138 | 285 | 207 | 108 | 50  | 9        | 1071     |
| 1957 .....                     | 57  | 41 | 16  | 25  | 47  | 83  | 123 | 230 | 190 | 111 | 62  | 10       | 995      |
| 1958 .....                     | 99  | 56 | 23  | 24  | 66  | 72  | 140 | 268 | 162 | 116 | 53  | 4        | 1083     |
| 1959 .....                     | 56  | 28 | 9   | 25  | 49  | 83  | 114 | 225 | 176 | 109 | 55  | 13       | 942      |
| 1960 .....                     | 58  | 32 | 14  | 27  | 61  | 60  | 112 | 274 | 187 | 125 | 59  | 8        | 1017     |
| <b>NEGRO FEMALE</b>            |     |    |     |     |     |     |     |     |     |     |     |          |          |
| 1953 .....                     | 77  | 42 | 23  | 72  | 145 | 184 | 113 | 147 | 82  | 28  | 22  | 8        | 943      |
| 1954 .....                     | 72  | 44 | 29  | 41  | 93  | 153 | 122 | 149 | 82  | 27  | 16  | 5        | 833      |
| 1955 .....                     | 99  | 36 | 27  | 59  | 76  | 117 | 135 | 158 | 62  | 38  | 24  | 3        | 834      |
| 1956 .....                     | 62  | 36 | 22  | 52  | 89  | 126 | 116 | 139 | 70  | 38  | 34  | 6        | 790      |
| 1957 .....                     | 68  | 50 | 13  | 63  | 79  | 93  | 110 | 173 | 66  | 32  | 18  | 3        | 768      |
| 1958 .....                     | 60  | 35 | 31  | 45  | 67  | 86  | 95  | 123 | 57  | 24  | 27  | 5        | 655      |
| 1959 .....                     | 55  | 28 | 24  | 40  | 61  | 70  | 89  | 134 | 56  | 36  | 20  | 4        | 617      |
| 1960 .....                     | 55  | 25 | 17  | 42  | 63  | 55  | 92  | 142 | 71  | 37  | 25  | 7        | 631      |
| <b>NEGRO BOTH SEXES</b>        |     |    |     |     |     |     |     |     |     |     |     |          |          |
| 1953 .....                     | 159 | 85 | 51  | 105 | 217 | 319 | 253 | 435 | 312 | 122 | 91  | 18       | 2167     |
| 1954 .....                     | 152 | 74 | 46  | 81  | 167 | 273 | 249 | 387 | 298 | 118 | 72  | 16       | 1933     |
| 1955 .....                     | 183 | 67 | 43  | 92  | 137 | 217 | 249 | 416 | 227 | 141 | 76  | 14       | 1862     |
| 1956 .....                     | 122 | 74 | 36  | 82  | 135 | 212 | 254 | 424 | 277 | 146 | 84  | 15       | 1861     |
| 1957 .....                     | 125 | 91 | 29  | 88  | 126 | 176 | 233 | 403 | 256 | 143 | 80  | 13       | 1763     |
| 1958 .....                     | 159 | 91 | 54  | 69  | 133 | 158 | 235 | 391 | 219 | 140 | 80  | 9        | 1738     |
| 1959 .....                     | 111 | 56 | 33  | 65  | 110 | 153 | 203 | 359 | 232 | 145 | 75  | 17       | 1559     |
| 1960 .....                     | 113 | 57 | 31  | 69  | 124 | 115 | 204 | 416 | 258 | 162 | 84  | 15       | 1648     |
| <b>PUERTO RICAN MALE</b>       |     |    |     |     |     |     |     |     |     |     |     |          |          |
| 1953 .....                     | 49  | 31 | 9   | 21  | 63  | 43  | 35  | 49  | 25  | 10  | 7   | 4        | 346      |
| 1954 .....                     | 53  | 27 | 10  | 24  | 55  | 49  | 49  | 55  | 28  | 21  | 11  | 4        | 386      |
| 1955 .....                     | 68  | 23 | 12  | 23  | 56  | 46  | 34  | 44  | 19  | 20  | 10  | 6        | 361      |
| 1956 .....                     | 63  | 29 | 10  | 11  | 39  | 45  | 34  | 43  | 31  | 16  | 7   | 1        | 329      |
| 1957 .....                     | 39  | 32 | 6   | 30  | 62  | 47  | 35  | 60  | 40  | 20  | 18  | 4        | 393      |
| 1958 .....                     | 49  | 19 | 13  | 23  | 57  | 36  | 31  | 48  | 24  | 23  | 11  | 3        | 337      |
| 1959 .....                     | 29  | 16 | 10  | 17  | 41  | 45  | 39  | 60  | 32  | 19  | 12  | 3        | 323      |
| 1960 .....                     | 39  | 22 | 5   | 20  | 35  | 31  | 34  | 57  | 26  | 15  | 15  | 1        | 300      |
| <b>PUERTO RICAN FEMALE</b>     |     |    |     |     |     |     |     |     |     |     |     |          |          |
| 1953 .....                     | 42  | 35 | 15  | 33  | 58  | 69  | 32  | 50  | 18  | 14  | 7   | 6        | 379      |
| 1954 .....                     | 62  | 27 | 18  | 35  | 66  | 78  | 40  | 37  | 15  | 10  | 4   | 5        | 397      |
| 1955 .....                     | 44  | 17 | 15  | 27  | 73  | 61  | 38  | 47  | 27  | 17  | 9   | 5        | 380      |
| 1956 .....                     | 60  | 25 | 13  | 36  | 46  | 67  | 59  | 44  | 21  | 14  | 5   | 4        | 394      |
| 1957 .....                     | 54  | 25 | 14  | 37  | 53  | 44  | 43  | 40  | 27  | 19  | 19  | 4        | 379      |
| 1958 .....                     | 43  | 21 | 10  | 30  | 49  | 37  | 36  | 40  | 26  | 14  | 11  | 4        | 321      |
| 1959 .....                     | 30  | 16 | 12  | 25  | 49  | 41  | 45  | 43  | 31  | 13  | 8   | 8        | 321      |
| 1960 .....                     | 25  | 20 | 13  | 24  | 42  | 45  | 43  | 38  | 26  | 10  | 14  | 2        | 302      |
| <b>PUERTO RICAN BOTH SEXES</b> |     |    |     |     |     |     |     |     |     |     |     |          |          |
| 1953 .....                     | 91  | 66 | 24  | 54  | 121 | 112 | 67  | 99  | 43  | 24  | 14  | 10       | 725      |
| 1954 .....                     | 115 | 54 | 28  | 59  | 121 | 127 | 89  | 92  | 43  | 31  | 15  | 9        | 783      |
| 1955 .....                     | 112 | 40 | 27  | 50  | 129 | 107 | 72  | 91  | 46  | 37  | 19  | 11       | 741      |
| 1956 .....                     | 123 | 54 | 23  | 47  | 85  | 112 | 93  | 87  | 52  | 30  | 12  | 5        | 723      |
| 1957 .....                     | 93  | 57 | 20  | 67  | 115 | 91  | 78  | 100 | 67  | 39  | 37  | 8        | 772      |
| 1958 .....                     | 92  | 40 | 23  | 53  | 106 | 73  | 67  | 88  | 50  | 37  | 22  | 7        | 658      |
| 1959 .....                     | 59  | 32 | 22  | 42  | 90  | 86  | 84  | 103 | 63  | 32  | 20  | 11       | 644      |
| 1960 .....                     | 64  | 42 | 18  | 44  | 77  | 76  | 77  | 95  | 52  | 25  | 29  | 3        | 602      |

NEW CASES OF TUBERCULOSIS, BY AGE AND SEX, NEW YORK CITY, 1953-1960

Part C - Yellow

| Age                      | 0-4 | 5- | 10- | 15- | 20- | 25- | 30- | 35- | 45- | 55- | 65+ | Un-known | All Ages |
|--------------------------|-----|----|-----|-----|-----|-----|-----|-----|-----|-----|-----|----------|----------|
| <b>YELLOW MALE</b>       |     |    |     |     |     |     |     |     |     |     |     |          |          |
| 1953 .....               | 1   | 0  | 0   | 8   | 6   | 8   | 5   | 14  | 28  | 30  | 16  | 4        | 120      |
| 1954 .....               | 0   | 3  | 0   | 3   | 2   | 4   | 8   | 7   | 19  | 17  | 13  | 1        | 77       |
| 1955 .....               | 2   | 1  | 0   | 3   | 4   | 6   | 9   | 12  | 16  | 19  | 10  | 2        | 84       |
| 1956 .....               | 3   | 1  | 0   | 3   | 6   | 7   | 7   | 8   | 19  | 18  | 13  | 1        | 86       |
| 1957 .....               | 0   | 0  | 0   | 3   | 0   | 5   | 5   | 13  | 8   | 21  | 18  | 2        | 75       |
| 1958 .....               | 1   | 0  | 0   | 1   | 3   | 5   | 2   | 7   | 12  | 16  | 20  | 4        | 71       |
| 1959 .....               | 1   | 0  | 0   | 0   | 4   | 7   | 3   | 12  | 7   | 15  | 14  | 0        | 63       |
| 1960 .....               | 0   | 0  | 0   | 0   | 1   | 6   | 3   | 5   | 8   | 13  | 19  | 0        | 55       |
| <b>YELLOW FEMALE</b>     |     |    |     |     |     |     |     |     |     |     |     |          |          |
| 1953 .....               | 0   | 0  | 1   | 0   | 2   | 9   | 0   | 2   | 0   | 0   | 0   | 1        | 15       |
| 1954 .....               | 2   | 0  | 1   | 1   | 1   | 3   | 1   | 4   | 0   | 1   | 0   | 1        | 15       |
| 1955 .....               | 0   | 1  | 0   | 2   | 0   | 4   | 1   | 0   | 0   | 0   | 0   | 1        | 9        |
| 1956 .....               | 1   | 3  | 0   | 0   | 0   | 1   | 2   | 3   | 0   | 1   | 0   | 0        | 11       |
| 1957 .....               | 1   | 0  | 0   | 2   | 3   | 3   | 0   | 0   | 0   | 0   | 1   | 0        | 10       |
| 1958 .....               | 0   | 0  | 0   | 0   | 3   | 2   | 2   | 2   | 1   | 0   | 0   | 0        | 10       |
| 1959 .....               | 0   | 0  | 1   | 0   | 1   | 0   | 2   | 1   | 0   | 1   | 0   | 2        | 8        |
| 1960 .....               | 0   | 0  | 0   | 0   | 0   | 2   | 1   | 0   | 1   | 1   | 0   | 1        | 6        |
| <b>YELLOW BOTH SEXES</b> |     |    |     |     |     |     |     |     |     |     |     |          |          |
| 1953 .....               | 1   | 0  | 1   | 8   | 8   | 17  | 5   | 16  | 28  | 30  | 16  | 5        | 135      |
| 1954 .....               | 2   | 3  | 1   | 4   | 3   | 7   | 9   | 11  | 19  | 18  | 13  | 2        | 92       |
| 1955 .....               | 2   | 2  | 0   | 5   | 4   | 10  | 10  | 12  | 16  | 19  | 10  | 3        | 93       |
| 1956 .....               | 4   | 4  | 0   | 3   | 6   | 8   | 9   | 11  | 19  | 19  | 13  | 1        | 97       |
| 1957 .....               | 1   | 0  | 0   | 5   | 3   | 8   | 5   | 13  | 8   | 21  | 19  | 2        | 85       |
| 1958 .....               | 1   | 0  | 0   | 1   | 6   | 7   | 4   | 9   | 13  | 16  | 20  | 4        | 81       |
| 1959 .....               | 1   | 0  | 1   | 0   | 5   | 7   | 5   | 13  | 7   | 16  | 14  | 2        | 71       |
| 1960 .....               | 0   | 0  | 0   | 0   | 1   | 8   | 4   | 5   | 9   | 14  | 19  | 1        | 61       |

Note: All other races and those whose race was not known are included in totals for All Races.

MALE, NEW CASES OF ACTIVE TUBERCULOSIS  
New York City, 1960

| Health Center<br>DISTRICT | Age Group |         |           |           |           |           |           |           |           |           |     |               | Total<br>Male |
|---------------------------|-----------|---------|-----------|-----------|-----------|-----------|-----------|-----------|-----------|-----------|-----|---------------|---------------|
|                           | 0-<br>4   | 5-<br>9 | 10-<br>14 | 15-<br>19 | 20-<br>24 | 25-<br>29 | 30-<br>34 | 35-<br>44 | 45-<br>54 | 55-<br>64 | 65+ | Not<br>Stated |               |
| Central Harlem .....      | 21        | 8       | 4         | 9         | 15        | 22        | 37        | 92        | 71        | 51        | 20  | 0             | 350           |
| East Harlem .....         | 6         | 9       | 2         | 3         | 8         | 3         | 9         | 22        | 15        | 13        | 10  | 1             | 101           |
| Kips Bay-Yorkville ....   | 1         | 0       | 0         | 0         | 2         | 3         | 1         | 7         | 9         | 13        | 14  | 1             | 51            |
| Lower East Side .....     | 10        | 6       | 2         | 7         | 9         | 14        | 28        | 70        | 111       | 128       | 70  | 3             | 458           |
| Lower West Side .....     | 9         | 2       | 0         | 0         | 6         | 7         | 16        | 47        | 59        | 60        | 53  | 3             | 262           |
| Riverside .....           | 7         | 8       | 5         | 3         | 11        | 10        | 18        | 27        | 26        | 27        | 21  | 4             | 167           |
| Washington Heights ....   | 0         | 0       | 3         | 1         | 8         | 9         | 5         | 15        | 15        | 28        | 18  | 0             | 102           |
| MANHATTAN: .....          | 54        | 33      | 16        | 23        | 59        | 68        | 114       | 280       | 306       | 320       | 206 | 12            | 1491          |
| Ford'm-Riverdale .....    | 0         | 1       | 0         | 1         | 1         | 1         | 1         | 3         | 4         | 9         | 10  | 3             | 34            |
| Morrisania .....          | 6         | 4       | 3         | 6         | 11        | 10        | 11        | 21        | 11        | 14        | 16  | 1             | 114           |
| Mott Haven .....          | 11        | 6       | 0         | 8         | 8         | 14        | 14        | 22        | 19        | 10        | 19  | 2             | 133           |
| Pelham Bay .....          | 0         | 0       | 0         | 2         | 2         | 2         | 0         | 2         | 5         | 3         | 9   | 2             | 27            |
| Tremont .....             | 2         | 3       | 3         | 2         | 3         | 4         | 1         | 15        | 11        | 12        | 19  | 0             | 75            |
| Westchester .....         | 1         | 0       | 0         | 1         | 1         | 4         | 1         | 7         | 1         | 6         | 9   | 1             | 32            |
| BRONX: .....              | 20        | 14      | 6         | 20        | 26        | 35        | 28        | 70        | 51        | 54        | 82  | 9             | 415           |
| Bay Ridge .....           | 2         | 0       | 0         | 2         | 3         | 0         | 4         | 2         | 9         | 11        | 12  | 0             | 45            |
| Bedford .....             | 9         | 8       | 1         | 6         | 16        | 11        | 13        | 39        | 30        | 22        | 15  | 4             | 174           |
| Brownsville .....         | 8         | 1       | 4         | 2         | 1         | 8         | 9         | 9         | 12        | 12        | 21  | 0             | 87            |
| Bushwick .....            | 3         | 2       | 0         | 2         | 8         | 8         | 6         | 17        | 15        | 13        | 13  | 0             | 87            |
| Flatbush .....            | 1         | 0       | 0         | 0         | 3         | 4         | 2         | 11        | 6         | 17        | 22  | 0             | 66            |
| Fort Greene .....         | 7         | 4       | 0         | 4         | 7         | 7         | 11        | 30        | 28        | 12        | 11  | 4             | 125           |
| Gravesend .....           | 3         | 0       | 0         | 1         | 3         | 3         | 3         | 12        | 9         | 5         | 11  | 0             | 50            |
| Red Hook-Gowanus .....    | 9         | 4       | 2         | 3         | 8         | 10        | 4         | 14        | 15        | 11        | 13  | 0             | 93            |
| Sunset Park .....         | 0         | 3       | 2         | 0         | 1         | 2         | 3         | 6         | 13        | 16        | 13  | 1             | 60            |
| Wmsbrg-Greenp't .....     | 3         | 4       | 0         | 4         | 5         | 7         | 6         | 14        | 12        | 14        | 18  | 1             | 88            |
| BROOKLYN: .....           | 45        | 26      | 9         | 24        | 55        | 60        | 61        | 154       | 149       | 133       | 149 | 10            | 875           |
| Astoria-Long Is. City..   | 2         | 1       | 0         | 1         | 0         | 1         | 2         | 7         | 10        | 10        | 10  | 0             | 44            |
| Corona .....              | 0         | 0       | 0         | 0         | 0         | 1         | 2         | 11        | 5         | 17        | 8   | 2             | 46            |
| Flushing .....            | 0         | 1       | 0         | 2         | 0         | 0         | 3         | 10        | 16        | 13        | 10  | 2             | 57            |
| Jamaica East .....        | 10        | 2       | 0         | 1         | 5         | 8         | 2         | 14        | 11        | 9         | 12  | 1             | 75            |
| Jamaica West .....        | 1         | 0       | 0         | 0         | 3         | 2         | 6         | 10        | 9         | 10        | 11  | 1             | 53            |
| Maspeth-Forest Hills ..   | 0         | 1       | 0         | 2         | 0         | 1         | 0         | 2         | 5         | 10        | 7   | 2             | 30            |
| QUEENS: .....             | 13        | 5       | 0         | 6         | 8         | 13        | 15        | 54        | 56        | 69        | 58  | 8             | 305           |
| RICHMOND: .....           | 0         | 0       | 0         | 1         | 0         | 1         | 1         | 4         | 6         | 6         | 18  | 1             | 38            |
| NEW YORK CITY: .....      | 132       | 78      | 31        | 74        | 148       | 177       | 219       | 562       | 568       | 582       | 513 | 40            | 3124          |

FEMALE, NEW CASES OF ACTIVE TUBERCULOSIS  
New York City, 1960

| Health Center<br>DISTRICT | Age Group |         |           |           |           |           |           |           |           |           |     |               | Total<br>Female |
|---------------------------|-----------|---------|-----------|-----------|-----------|-----------|-----------|-----------|-----------|-----------|-----|---------------|-----------------|
|                           | 0-<br>4   | 5-<br>9 | 10-<br>14 | 15-<br>19 | 20-<br>24 | 25-<br>29 | 30-<br>34 | 35-<br>44 | 45-<br>54 | 55-<br>64 | 65+ | Not<br>Stated |                 |
| Central Harlem .....      | 24        | 8       | 8         | 14        | 17        | 12        | 32        | 54        | 33        | 15        | 9   | 5             | 231             |
| East Harlem .....         | 3         | 6       | 3         | 6         | 6         | 5         | 7         | 11        | 6         | 8         | 6   | 0             | 67              |
| Kips Bay-Yorkville ....   | 1         | 0       | 0         | 0         | 1         | 0         | 2         | 5         | 4         | 2         | 7   | 1             | 23              |
| Lower East Side .....     | 12        | 8       | 2         | 5         | 16        | 13        | 9         | 10        | 9         | 4         | 13  | 3             | 104             |
| Lower West Side .....     | 2         | 0       | 1         | 2         | 7         | 5         | 12        | 8         | 16        | 1         | 6   | 3             | 63              |
| Riverside .....           | 7         | 2       | 4         | 9         | 9         | 15        | 13        | 20        | 11        | 4         | 13  | 1             | 108             |
| Washington Heights ....   | 0         | 2       | 3         | 6         | 5         | 2         | 9         | 9         | 6         | 4         | 8   | 0             | 54              |
| MANHATTAN: .....          | 49        | 26      | 21        | 42        | 61        | 52        | 84        | 117       | 85        | 38        | 62  | 13            | 650             |
| Ford'm-Riverdale .....    | 0         | 0       | 0         | 0         | 1         | 0         | 1         | 4         | 1         | 1         | 6   | 0             | 14              |
| Morrisania .....          | 3         | 4       | 3         | 7         | 7         | 13        | 11        | 21        | 5         | 4         | 5   | 1             | 84              |
| Mott Haven .....          | 8         | 1       | 5         | 10        | 7         | 11        | 10        | 18        | 13        | 10        | 5   | 3             | 101             |
| Pelham Bay .....          | 2         | 0       | 2         | 0         | 2         | 0         | 0         | 3         | 2         | 3         | 2   | 0             | 16              |
| Tremont .....             | 3         | 2       | 2         | 2         | 3         | 3         | 2         | 7         | 8         | 2         | 5   | 0             | 39              |
| Westchester .....         | 1         | 0       | 1         | 0         | 1         | 2         | 4         | 5         | 3         | 1         | 3   | 0             | 21              |
| BRONX: .....              | 17        | 7       | 13        | 19        | 21        | 29        | 28        | 58        | 32        | 21        | 26  | 4             | 275             |
| Bay Ridge .....           | 2         | 0       | 0         | 1         | 2         | 2         | 1         | 2         | 1         | 2         | 0   | 0             | 13              |
| Bedford .....             | 10        | 5       | 1         | 8         | 14        | 18        | 18        | 14        | 11        | 10        | 7   | 1             | 117             |
| Brownsville .....         | 4         | 7       | 1         | 4         | 9         | 13        | 8         | 7         | 10        | 4         | 9   | 0             | 76              |
| Bushwick .....            | 1         | 0       | 0         | 4         | 6         | 6         | 5         | 8         | 10        | 0         | 3   | 0             | 43              |
| Flatbush .....            | 1         | 1       | 0         | 0         | 2         | 1         | 0         | 2         | 3         | 1         | 7   | 1             | 19              |
| Fort Greene .....         | 4         | 1       | 5         | 9         | 8         | 9         | 14        | 25        | 8         | 1         | 4   | 0             | 88              |
| Gravesend .....           | 0         | 0       | 0         | 2         | 2         | 1         | 2         | 2         | 2         | 2         | 3   | 0             | 16              |
| Red Hook-Gowanus .....    | 4         | 5       | 2         | 3         | 3         | 7         | 6         | 7         | 1         | 2         | 3   | 0             | 43              |
| Sunset Park .....         | 1         | 0       | 1         | 1         | 2         | 1         | 3         | 3         | 3         | 3         | 3   | 0             | 21              |
| Wmsbrg-Greenp't .....     | 3         | 1       | 2         | 0         | 6         | 9         | 8         | 4         | 8         | 4         | 3   | 0             | 48              |
| BROOKLYN: .....           | 30        | 20      | 12        | 32        | 54        | 67        | 65        | 74        | 57        | 29        | 42  | 2             | 484             |
| Astoria-Long Is. City..   | 2         | 1       | 0         | 1         | 1         | 0         | 0         | 4         | 6         | 5         | 4   | 2             | 26              |
| Corona .....              | 0         | 0       | 0         | 1         | 3         | 5         | 1         | 5         | 3         | 3         | 2   | 1             | 24              |
| Flushing .....            | 2         | 1       | 0         | 1         | 1         | 1         | 2         | 4         | 4         | 2         | 8   | 1             | 27              |
| Jamaica East .....        | 2         | 0       | 0         | 1         | 4         | 5         | 13        | 8         | 3         | 3         | 7   | 0             | 46              |
| Jamaica West .....        | 0         | 0       | 0         | 0         | 1         | 3         | 2         | 5         | 4         | 3         | 3   | 1             | 22              |
| Maspeth-Forest Hills ..   | 0         | 0       | 0         | 1         | 0         | 0         | 1         | 3         | 2         | 2         | 3   | 4             | 16              |
| QUEENS: .....             | 6         | 2       | 0         | 5         | 10        | 14        | 19        | 29        | 22        | 18        | 27  | 9             | 161             |
| RICHMOND: .....           | 0         | 0       | 0         | 0         | 0         | 0         | 2         | 0         | 2         | 0         | 1   | 0             | 5               |
| NEW YORK CITY: .....      | 102       | 55      | 46        | 98        | 146       | 162       | 198       | 278       | 198       | 106       | 158 | 28            | 1575            |



TUBERCULOSIS NEW CASES, BY SEX AND AGE, NEW YORK CITY  
 Quinquennial Periods, 1951-55, 1956-60

| Age:                          | 0-4  |      | 5-9  |      | 10-14 |       | 15-19 |       | 20-24 |       | 25-29 |       | 30-34 |      | 35-39 |      | 40-44 |      | 45-49 |       | 50-54 |       | 55-59 |       | 60-64  |       | 65+  |      | ALL Ages* |       |       |       |       |       |       |      |       |     |     |     |     |     |     |     |     |     |     |    |     |
|-------------------------------|------|------|------|------|-------|-------|-------|-------|-------|-------|-------|-------|-------|------|-------|------|-------|------|-------|-------|-------|-------|-------|-------|--------|-------|------|------|-----------|-------|-------|-------|-------|-------|-------|------|-------|-----|-----|-----|-----|-----|-----|-----|-----|-----|-----|----|-----|
|                               |      |      |      |      |       |       |       |       |       |       |       |       |       |      |       |      |       |      |       |       |       |       |       |       |        |       |      |      |           |       |       |       |       |       |       |      |       |     |     |     |     |     |     |     |     |     |     |    |     |
| <b>MALE NEW CASES</b>         |      |      |      |      |       |       |       |       |       |       |       |       |       |      |       |      |       |      |       |       |       |       |       |       |        |       |      |      |           |       |       |       |       |       |       |      |       |     |     |     |     |     |     |     |     |     |     |    |     |
| 1951-55                       | 1044 | 476  | 237  | 649  | 1443  | 1798  | 1679  | 3483  | 4452  | 3633  | 2717  | 22122 | 781   | 419  | 187   | 422  | 889   | 1094 | 1376  | 2974  | 3450  | 3273  | 2823  | 17980 | Change | -263  | -57  | -50  | -227      | -554  | -704  | -303  | -509  | -1002 | -360  | +106 | -4142 | 25% | 12% | 21% | 39% | 38% | 39% | 18% | 15% | 23% | 10% | 4% | 19% |
| <b>MALE NEW CASE RATES†</b>   |      |      |      |      |       |       |       |       |       |       |       |       |       |      |       |      |       |      |       |       |       |       |       |       |        |       |      |      |           |       |       |       |       |       |       |      |       |     |     |     |     |     |     |     |     |     |     |    |     |
| 1951-55                       | 62.6 | 30.0 | 16.8 | 58.6 | 130.7 | 130.6 | 120.3 | 124.8 | 162.4 | 170.6 | 165.8 | 116.7 | 47.2  | 26.6 | 13.3  | 38.4 | 81.3  | 80.2 | 99.4  | 107.5 | 127.1 | 155.0 | 173.9 | 95.7  | Change | -15.4 | -3.4 | -3.5 | -20.2     | -49.4 | -50.4 | -20.9 | -17.3 | -35.3 | -15.6 | +8.1 | -21.0 | 2%  | 11% | 21% | 34% | 38% | 39% | 17% | 14% | 22% | 9%  | 5% | 18% |
| <b>FEMALE NEW CASES</b>       |      |      |      |      |       |       |       |       |       |       |       |       |       |      |       |      |       |      |       |       |       |       |       |       |        |       |      |      |           |       |       |       |       |       |       |      |       |     |     |     |     |     |     |     |     |     |     |    |     |
| 1951-55                       | 906  | 468  | 335  | 871  | 1762  | 2027  | 1498  | 2059  | 1181  | 715   | 763   | 12888 | 711   | 359  | 253   | 609  | 947   | 1123 | 1122  | 1596  | 1070  | 617   | 782   | 9379  | Change | -195  | -109 | -82  | -262      | -815  | -904  | -376  | -463  | -111  | -98   | +19  | -3509 | 22% | 23% | 24% | 30% | 46% | 45% | 25% | 22% | 9%  | 14% | 2% | 27% |
| <b>FEMALE NEW CASE RATES†</b> |      |      |      |      |       |       |       |       |       |       |       |       |       |      |       |      |       |      |       |       |       |       |       |       |        |       |      |      |           |       |       |       |       |       |       |      |       |     |     |     |     |     |     |     |     |     |     |    |     |
| 1951-55                       | 56.5 | 30.4 | 24.3 | 75.2 | 133.7 | 136.6 | 97.0  | 64.2  | 40.5  | 32.5  | 39.4  | 63.6  | 44.5  | 23.4 | 18.4  | 52.8 | 72.1  | 76.0 | 72.9  | 49.9  | 36.9  | 28.2  | 40.7  | 46.4  | Change | -12.0 | -7.0 | -5.9 | -22.4     | -61.6 | -60.6 | -24.1 | -14.3 | -3.6  | -4.3  | +1.3 | -17.2 | 21% | 23% | 24% | 30% | 46% | 44% | 25% | 22% | 9%  | 13% | 3% | 27% |

†Per 100,000 population. \*Included in totals are a few patients whose age was not stated.

Note: Remembering that tuberculosis, as it retreats, holds on tenaciously among elderly people and that many of these acquired their disease in early life, the striking diminution of new cases in the present generation of young people portends a further decline of the occurrence of advanced chronic disease among these cohorts as they move into their late decades.

## TUBERCULOSIS REGISTER

The New York City Department of Health in its Bureau of Tuberculosis maintains a central tuberculosis register of current information on persons with active disease providing data as to the location of patients, status of their condition, type of care or supervision, etc. This well organized register serves the public health authorities as an important instrument in the administration of their broad tuberculosis control program. In addition to the active case the Bureau maintains a roster of names of former patients whose disease has been arrested or is inactive. The total roster of active and inactive cases is composed of around 90,000 names. According to the New York City Health Code cases of tuberculosis must be reported to the Department of Health in writing within 24 hours after a diagnosis is made. (Article 11, Section 11.03, New York City Health Code) (†)

On December 31, 1960, there were 8,689 persons with active tuberculosis on the tuberculosis register as compared to 9,270 on December 31, 1959, a six percent drop. During the year 4,699 persons with newly diagnosed active disease were reported for the first time and 1,238 "old cases" were resumed for additional care and supervision. Therefore, last year, over fifteen thousand "cases" of active tuberculosis came under the scrutiny of the health authorities.

Of the 8,689 known active cases, 49 percent (4,262) were residents of the Borough of Manhattan, 24 percent (2,074) of Brooklyn, 14 percent (1,241) of the Bronx, 12 percent (1,030) of Queens and one percent (82) of Richmond.

(†) In 1893, a basic plan was prepared for the control of tuberculosis and policies established for free sputum examinations, compulsory reporting and registration of cases by public institutions (and request of reporting from private practitioners), official supervision of isolation, terminal disinfection, provision of hospital facilities and instruction of the public in regard to the care of the disease. This plan was adopted by the Board of Health on December 13, 1893, and further elaborated February 13, 1894. In addition to the 1894 requirement concerning institutions, reporting of tuberculosis in 1897 was required of all medical practitioners by the Sanitary Code. The New York City Health Code (Enacted by The Board of Health of The City of New York on March 23, 1959) is a major revision of the Sanitary Code last revised in this way in 1914.

TUBERCULOSIS REGISTER, ACTIVE CASES, NEW YORK CITY, 1946-1960

| Year  | Cases in Register Jan. 1 | New Cases during Year | Old Cases Re-summed | Total Cases during Year | Cases Removed during Year | Remaining in Register Dec. 31 |
|-------|--------------------------|-----------------------|---------------------|-------------------------|---------------------------|-------------------------------|
| 1946  | 17,614                   | 7,123                 | 1,441               | 26,178                  | 8,727                     | 17,451                        |
| 1947  | 17,451                   | 7,599                 | 1,560               | 26,610                  | 8,821                     | 17,789                        |
| 1948  | 17,789                   | 8,306                 | 1,874               | 27,969                  | 9,449                     | 18,520                        |
| 1949  | 18,520                   | 8,567                 | 2,081               | 29,168                  | 9,092                     | 20,076                        |
| 1950  | 20,076                   | 7,717                 | 2,224               | 30,017                  | 10,958                    | 19,059                        |
| 1951  | 19,059                   | 7,583                 | 1,893               | 28,535                  | 9,547                     | 18,988                        |
| 1952  | 18,988                   | 7,282                 | 1,870               | 28,140                  | 9,854                     | 18,286                        |
| 1953  | 18,286                   | 7,349                 | 2,171               | 27,806                  | 9,545                     | 18,261                        |
| 1954  | 18,261                   | 6,582                 | 2,088               | 26,931                  | 10,949                    | 15,982                        |
| 1955† | 15,982                   | 6,214                 | 2,025               | 24,221                  | 10,379                    | 13,842                        |
| 1956  | 13,842                   | 6,137                 | 1,798               | 21,777                  | 9,045                     | 12,732                        |
| 1957  | 12,732                   | 6,117                 | 1,867               | 20,716                  | 9,352                     | 11,364                        |
| 1958  | 11,364                   | 5,482                 | 1,901               | 18,747                  | 8,594                     | 10,153                        |
| 1959  | 10,153                   | 4,924                 | 1,832               | 16,909                  | 7,639                     | 9,270                         |
| 1960  | 9,270                    | 4,699                 | 1,238 <sup>x</sup>  | 15,207                  | 6,518                     | 8,689                         |

†"Physical inventory" of register completed in 1955. <sup>x</sup>Prior to 1960 the numbers shown included cases resumed due to reactivation of disease as well as some which were resumed for purely administrative reasons, the figure for 1960 shows only the number which was resumed due to reactivated disease.

According to race the white residents (4,410) comprised 52 percent of the total, Negroes (2,889) 34 percent, Puerto Ricans (981) 12 percent, yellow and other races (151) 2 percent, in 258 instances race was not stated.

Sixty-nine percent of all persons with active tuberculosis in the Register were males (males = 6,017, females = 2,672). In the age group 5-24 the females outnumber the males slightly. It is mainly in the group 30 years and over where the men outnumber the women. Thirty-nine percent (3,387) of all the persons registered were white males, the majority of them (2,600) in the age group 45 years or older.

TUBERCULOSIS REGISTER, ACTIVE CASES, BY TYPE OF DISEASE  
As of December 31, 1959 and 1960  
New York City

| Type                 | Manhattan |       | Bronx |       | Brooklyn |       | Queens |       | Richmond |      | N.Y. City |       |
|----------------------|-----------|-------|-------|-------|----------|-------|--------|-------|----------|------|-----------|-------|
|                      | 1959      | 1960  | 1959  | 1960  | 1959     | 1960  | 1959   | 1960  | 1959     | 1960 | 1959      | 1960  |
| Pulmonary            |           |       |       |       |          |       |        |       |          |      |           |       |
| 10 yrs. and over ... | 4,143     | 3,869 | 1,134 | 1,133 | 2,034    | 1,861 | 1,037  | 972   | 109      | 81   | 8,457     | 7,916 |
| Under 10 yrs. ...    | 276       | 275   | 73    | 70    | 180      | 142   | 23     | 31    | 1        | 0    | 533       | 518   |
| Miliary ....         | 10        | 13    | 4     | 9     | 11       | 6     | 4      | 2     | 0        | 0    | 29        | 30    |
| TB Meningitis        | 12        | 10    | 6     | 8     | 8        | 6     | 5      | 4     | 0        | 0    | 31        | 28    |
| TB of Pleura         | 70        | 75    | 19    | 12    | 46       | 45    | 14     | 15    | 3        | 1    | 152       | 148   |
| Other .....          | 22        | 20    | 9     | 9     | 12       | 14    | 5      | 6     | 0        | 0    | 48        | 49    |
| Total .....          | 4,533     | 4,262 | 1,245 | 1,241 | 2,291    | 2,074 | 1,088  | 1,030 | 113      | 82   | 9,270     | 8,689 |

TUBERCULOSIS REGISTER ACCORDING TO ETHNIC GROUP  
New York City, December 31, 1960

| Health Center<br>DISTRICT   | White        | Negro        | Puerto<br>Rican | Yellow     | Other     | Not<br>Stated | All<br>Races |
|-----------------------------|--------------|--------------|-----------------|------------|-----------|---------------|--------------|
| Central Harlem .....        | 40           | 1097         | 31              | 3          | 1         | 30            | 1,202        |
| East Harlem .....           | 117          | 76           | 105             | 3          | 0         | 1             | 302          |
| Kips Bay-Yorkville .....    | 151          | 2            | 1               | 1          | 0         | 10            | 165          |
| Lower East Side .....       | 740          | 116          | 194             | 48         | 2         | 81            | 1,181        |
| Lower West Side .....       | 493          | 74           | 53              | 41         | 2         | 17            | 680          |
| Riverside .....             | 227          | 157          | 79              | 10         | 1         | 14            | 488          |
| Washington Heights .....    | 101          | 121          | 16              | 4          | 0         | 2             | 244          |
| <b>MANHATTAN:</b> .....     | <b>1,869</b> | <b>1,643</b> | <b>479</b>      | <b>110</b> | <b>6</b>  | <b>155</b>    | <b>4,262</b> |
| Fordham-Riverdale.....      | 62           | 11           | 0               | 1          | 0         | 2             | 76           |
| Morrisania .....            | 145          | 170          | 84              | 3          | 1         | 8             | 411          |
| Mott Haven .....            | 190          | 91           | 109             | 1          | 0         | 15            | 406          |
| Pelham Bay .....            | 56           | 8            | 2               | 0          | 0         | 6             | 72           |
| Tremont .....               | 115          | 34           | 21              | 2          | 0         | 5             | 177          |
| Westchester .....           | 84           | 4            | 5               | 3          | 0         | 3             | 99           |
| <b>BRONX:</b> .....         | <b>652</b>   | <b>318</b>   | <b>221</b>      | <b>10</b>  | <b>1</b>  | <b>39</b>     | <b>1,241</b> |
| Bay Ridge .....             | 113          | 1            | 1               | 0          | 0         | 1             | 116          |
| Bedford .....               | 53           | 313          | 14              | 0          | 0         | 7             | 387          |
| Brownsville .....           | 123          | 93           | 40              | 0          | 0         | 4             | 260          |
| Bushwick .....              | 112          | 43           | 22              | 1          | 1         | 11            | 190          |
| Flatbush .....              | 103          | 6            | 2               | 1          | 1         | 2             | 115          |
| Fort Greene .....           | 88           | 153          | 41              | 1          | 2         | 3             | 288          |
| Gravesend .....             | 86           | 11           | 5               | 0          | 1         | 1             | 104          |
| Red Hook-Gowanus .....      | 130          | 41           | 73              | 1          | 2         | 4             | 251          |
| Sunset Park .....           | 136          | 1            | 7               | 1          | 2         | 1             | 148          |
| Williamsburg-Greenpoint ... | 111          | 33           | 67              | 2          | 1         | 1             | 215          |
| <b>BROOKLYN:</b> .....      | <b>1,055</b> | <b>695</b>   | <b>272</b>      | <b>7</b>   | <b>10</b> | <b>35</b>     | <b>2,074</b> |
| Astoria-Long Island City .. | 153          | 13           | 3               | 0          | 1         | 13            | 183          |
| Corona .....                | 142          | 46           | 0               | 1          | 1         | 0             | 190          |
| Flushing .....              | 173          | 16           | 2               | 1          | 1         | 3             | 196          |
| Jamaica East .....          | 90           | 127          | 1               | 0          | 0         | 3             | 221          |
| Jamaica West .....          | 118          | 25           | 2               | 0          | 0         | 1             | 146          |
| Maspeth-Forest Hills .....  | 85           | 1            | 0               | 2          | 0         | 6             | 94           |
| <b>QUEENS:</b> .....        | <b>761</b>   | <b>228</b>   | <b>8</b>        | <b>4</b>   | <b>3</b>  | <b>26</b>     | <b>1,030</b> |
| <b>RICHMOND:</b> .....      | <b>73</b>    | <b>5</b>     | <b>1</b>        | <b>0</b>   | <b>0</b>  | <b>3</b>      | <b>82</b>    |
| <b>NEW YORK CITY:</b> ..... | <b>4,410</b> | <b>2,889</b> | <b>981</b>      | <b>131</b> | <b>20</b> | <b>258</b>    | <b>8,689</b> |

ACTIVE CASES IN TUBERCULOSIS REGISTER, BY ETHNIC GROUP, HEALTH CENTER DISTRICTS, NEW YORK CITY  
On Last Day of Year, 1957-1960

| Health Center DISTRICT | White |      |      |      |      | Negro |      |      |      |      | Puerto Rican |      |      |      |      | Other Races |       |       |      |      | All Races(†) |      |      |      |  |
|------------------------|-------|------|------|------|------|-------|------|------|------|------|--------------|------|------|------|------|-------------|-------|-------|------|------|--------------|------|------|------|--|
|                        | 1957  | 1958 | 1959 | 1960 | 1957 | 1958  | 1959 | 1960 | 1957 | 1958 | 1959         | 1960 | 1957 | 1958 | 1959 | 1960        | 1957  | 1958  | 1959 | 1960 | 1957         | 1958 | 1959 | 1960 |  |
| Central Harlem ...     | 67    | 47   | 45   | 40   | 1346 | 1096  | 1054 | 1097 | 40   | 27   | 30           | 31   | 5    | 3    | 3    | 4           | 1505  | 1204  | 1166 | 1202 |              |      |      |      |  |
| East Harlem .....      | 159   | 151  | 145  | 117  | 104  | 104   | 104  | 76   | 166  | 134  | 138          | 105  | 5    | 4    | 4    | 3           | 437   | 398   | 394  | 302  |              |      |      |      |  |
| Kips Bay-Yorkville     | 188   | 167  | 174  | 151  | 3    | 1     | 2    | 2    | 6    | 3    | 0            | 1    | 2    | 3    | 1    | 1           | 207   | 181   | 186  | 165  |              |      |      |      |  |
| Lower East Side ..     | 1112  | 989  | 853  | 740  | 128  | 113   | 132  | 116  | 226  | 181  | 177          | 194  | 65   | 65   | 53   | 50          | 1567  | 1398  | 1290 | 1181 |              |      |      |      |  |
| Lower West Side ..     | 788   | 737  | 598  | 493  | 66   | 78    | 69   | 74   | 78   | 65   | 53           | 53   | 60   | 60   | 48   | 43          | 1000  | 957   | 783  | 680  |              |      |      |      |  |
| Riverside .....        | 277   | 227  | 226  | 227  | 158  | 165   | 162  | 157  | 107  | 98   | 82           | 79   | 11   | 13   | 11   | 11          | 567   | 516   | 489  | 488  |              |      |      |      |  |
| Washington Hgts ..     | 127   | 114  | 91   | 101  | 128  | 109   | 114  | 121  | 22   | 15   | 14           | 16   | 3    | 4    | 2    | 4           | 286   | 250   | 225  | 244  |              |      |      |      |  |
| MANHATTAN: .....       | 2718  | 2432 | 2132 | 1869 | 1933 | 1666  | 1637 | 1643 | 645  | 523  | 494          | 479  | 151  | 152  | 122  | 116         | 5569  | 4904  | 4535 | 4262 |              |      |      |      |  |
| Ford'm-Riverdale...    | 96    | 81   | 88   | 62   | 4    | 3     | 4    | 11   | 4    | 3    | 3            | 0    | 1    | 1    | 1    | 1           | 109   | 91    | 100  | 76   |              |      |      |      |  |
| Morrisania .....       | 162   | 160  | 154  | 145  | 167  | 160   | 163  | 170  | 101  | 92   | 84           | 84   | 4    | 2    | 1    | 4           | 442   | 420   | 410  | 411  |              |      |      |      |  |
| Mott Haven .....       | 248   | 208  | 188  | 190  | 88   | 76    | 58   | 91   | 130  | 100  | 96           | 109  | 5    | 3    | 2    | 1           | 493   | 406   | 362  | 406  |              |      |      |      |  |
| Pelham Bay .....       | 55    | 52   | 64   | 56   | 9    | 9     | 12   | 8    | 4    | 5    | 3            | 2    | 0    | 0    | 0    | 0           | 73    | 70    | 82   | 72   |              |      |      |      |  |
| Tremont .....          | 149   | 142  | 112  | 115  | 29   | 24    | 34   | 34   | 23   | 26   | 19           | 21   | 1    | 1    | 1    | 2           | 210   | 200   | 174  | 177  |              |      |      |      |  |
| Westchester .....      | 116   | 110  | 103  | 84   | 13   | 13    | 4    | 4    | 9    | 9    | 6            | 5    | 0    | 1    | 1    | 3           | 145   | 136   | 117  | 99   |              |      |      |      |  |
| BRONX: .....           | 826   | 753  | 709  | 652  | 310  | 285   | 275  | 318  | 271  | 235  | 211          | 221  | 11   | 8    | 7    | 11          | 1472  | 1323  | 1245 | 1241 |              |      |      |      |  |
| Bay Ridge .....        | 147   | 121  | 115  | 113  | 1    | 3     | 1    | 1    | 1    | 1    | 1            | 1    | 0    | 0    | 1    | 0           | 149   | 125   | 119  | 116  |              |      |      |      |  |
| Bedford .....          | 74    | 61   | 51   | 53   | 391  | 400   | 337  | 313  | 11   | 13   | 12           | 14   | 0    | 0    | 0    | 0           | 483   | 480   | 407  | 387  |              |      |      |      |  |
| Brownsville .....      | 142   | 105  | 115  | 123  | 92   | 94    | 111  | 93   | 34   | 42   | 35           | 40   | 2    | 0    | 0    | 0           | 276   | 246   | 265  | 260  |              |      |      |      |  |
| Bushwick .....         | 196   | 162  | 124  | 112  | 73   | 57    | 38   | 43   | 19   | 28   | 22           | 22   | 3    | 0    | 1    | 2           | 304   | 257   | 192  | 190  |              |      |      |      |  |
| Flatbush .....         | 172   | 149  | 136  | 103  | 8    | 5     | 3    | 6    | 1    | 0    | 0            | 2    | 0    | 1    | 2    | 2           | 181   | 155   | 141  | 115  |              |      |      |      |  |
| Fort Greene .....      | 116   | 133  | 105  | 88   | 211  | 199   | 194  | 153  | 43   | 49   | 46           | 41   | 5    | 2    | 3    | 3           | 379   | 389   | 352  | 288  |              |      |      |      |  |
| Gravesend .....        | 97    | 79   | 81   | 86   | 18   | 11    | 16   | 11   | 4    | 4    | 3            | 5    | 1    | 0    | 0    | 1           | 120   | 94    | 101  | 104  |              |      |      |      |  |
| Red Hook-Gowanus..     | 216   | 197  | 170  | 130  | 48   | 50    | 60   | 41   | 101  | 90   | 83           | 73   | 6    | 4    | 3    | 3           | 372   | 343   | 322  | 251  |              |      |      |      |  |
| Sunset Park .....      | 227   | 173  | 130  | 136  | 0    | 1     | 2    | 1    | 5    | 6    | 3            | 7    | 2    | 2    | 1    | 3           | 235   | 182   | 137  | 148  |              |      |      |      |  |
| Wmsbrg.-Greemp't..     | 180   | 177  | 125  | 111  | 37   | 30    | 38   | 33   | 85   | 77   | 91           | 67   | 2    | 4    | 1    | 3           | 305   | 288   | 255  | 215  |              |      |      |      |  |
| BROOKLYN: .....        | 1567  | 1357 | 1152 | 1055 | 879  | 850   | 800  | 695  | 304  | 310  | 296          | 272  | 21   | 16   | 12   | 17          | 2804  | 2559  | 2291 | 2074 |              |      |      |      |  |
| Astoria-L.I.City..     | 255   | 217  | 163  | 153  | 18   | 23    | 17   | 13   | 7    | 7    | 3            | 3    | 3    | 5    | 2    | 1           | 289   | 263   | 198  | 183  |              |      |      |      |  |
| Corona .....           | 144   | 129  | 141  | 142  | 46   | 44    | 45   | 46   | 0    | 1    | 1            | 0    | 3    | 1    | 1    | 2           | 196   | 176   | 190  | 190  |              |      |      |      |  |
| Flushing .....         | 210   | 172  | 175  | 173  | 18   | 18    | 12   | 16   | 0    | 0    | 1            | 2    | 0    | 3    | 4    | 2           | 229   | 197   | 195  | 196  |              |      |      |      |  |
| Jamaica East .....     | 145   | 130  | 114  | 90   | 143  | 114   | 104  | 127  | 2    | 2    | 1            | 1    | 0    | 0    | 0    | 0           | 296   | 248   | 221  | 221  |              |      |      |      |  |
| Jamaica West .....     | 199   | 183  | 140  | 118  | 40   | 39    | 28   | 25   | 2    | 2    | 2            | 2    | 0    | 0    | 0    | 0           | 244   | 227   | 172  | 146  |              |      |      |      |  |
| Maspeth-For.Hills..    | 142   | 125  | 99   | 85   | 2    | 1     | 2    | 1    | 0    | 0    | 0            | 0    | 0    | 0    | 0    | 2           | 153   | 135   | 112  | 94   |              |      |      |      |  |
| QUEENS: .....          | 1095  | 956  | 832  | 761  | 267  | 239   | 208  | 228  | 11   | 12   | 8            | 8    | 6    | 9    | 7    | 7           | 1407  | 1246  | 1088 | 1030 |              |      |      |      |  |
| RICHMOND: .....        | 98    | 103  | 96   | 73   | 13   | 14    | 14   | 5    | 0    | 1    | 2            | 1    | 0    | 0    | 0    | 0           | 112   | 121   | 113  | 82   |              |      |      |      |  |
| NEW YORK CITY: ...     | 6304  | 5601 | 4921 | 4410 | 3402 | 3054  | 2934 | 2889 | 1231 | 1081 | 1011         | 981  | 189  | 185  | 148  | 151         | 11364 | 10153 | 9270 | 8689 |              |      |      |      |  |

(†) Including persons whose race was not stated.

Active Cases in  
TUBERCULOSIS REGISTER ACCORDING TO ETHNIC GROUP AND SEX  
on December 31, 1952-1960

| Sex<br>Year       | White  | Negro | Puerto<br>Rican | Yellow | Other | Not<br>Stated | Total  |
|-------------------|--------|-------|-----------------|--------|-------|---------------|--------|
| <b>MALE</b>       |        |       |                 |        |       |               |        |
| 1952 .....        | 7,730  | 2,544 | 710             | 249    | 21    | 375           | 11,629 |
| 1953 .....        | 7,691  | 2,672 | 754             | 263    | 28    | 308           | 11,716 |
| 1954 .....        | 6,704  | 2,572 | 761             | 223    | 26    | 216           | 10,502 |
| 1955 .....        | 5,898  | 2,339 | 679             | 204    | 29    | 125           | 9,274  |
| 1956 .....        | 5,313  | 2,360 | 649             | 173    | 27    | 135           | 8,657  |
| 1957 .....        | 4,839  | 2,042 | 634             | 146    | 23    | 161           | 7,845  |
| 1958 .....        | 4,330  | 1,936 | 555             | 147    | 21    | 175           | 7,164  |
| 1959 .....        | 3,775  | 1,856 | 512             | 122    | 10    | 197           | 6,472  |
| 1960 .....        | 3,387  | 1,808 | 484             | 121    | 15    | 202           | 6,017  |
| <b>FEMALE</b>     |        |       |                 |        |       |               |        |
| 1952 .....        | 3,594  | 1,985 | 860             | 35     | 7     | 176           | 6,657  |
| 1953 .....        | 3,400  | 2,032 | 902             | 42     | 8     | 161           | 6,545  |
| 1954 .....        | 2,617  | 1,888 | 820             | 33     | 9     | 113           | 5,480  |
| 1955 .....        | 2,040  | 1,714 | 729             | 21     | 7     | 57            | 4,568  |
| 1956 .....        | 1,710  | 1,583 | 672             | 17     | 10    | 83            | 4,075  |
| 1957 .....        | 1,465  | 1,360 | 597             | 10     | 10    | 77            | 3,519  |
| 1958 .....        | 1,271  | 1,118 | 526             | 10     | 7     | 57            | 2,989  |
| 1959 .....        | 1,146  | 1,078 | 499             | 12     | 4     | 59            | 2,798  |
| 1960 .....        | 1,023  | 1,081 | 497             | 10     | 5     | 56            | 2,672  |
| <b>BOTH SEXES</b> |        |       |                 |        |       |               |        |
| 1952 .....        | 11,324 | 4,529 | 1,570           | 284    | 28    | 551           | 18,286 |
| 1953 .....        | 11,091 | 4,704 | 1,656           | 305    | 36    | 469           | 18,261 |
| 1954 .....        | 9,321  | 4,460 | 1,581           | 256    | 35    | 329           | 15,982 |
| 1955 .....        | 7,938  | 4,053 | 1,408           | 225    | 36    | 182           | 13,842 |
| 1956 .....        | 7,023  | 3,943 | 1,321           | 190    | 37    | 218           | 12,732 |
| 1957 .....        | 6,304  | 3,402 | 1,231           | 156    | 33    | 238           | 11,364 |
| 1958 .....        | 5,601  | 3,054 | 1,081           | 157    | 28    | 232           | 10,153 |
| 1959 .....        | 4,921  | 2,934 | 1,011           | 134    | 14    | 256           | 9,270  |
| 1960 .....        | 4,410  | 2,889 | 981             | 131    | 20    | 258           | 8,689  |

CHANGE IN TUBERCULOSIS REGISTER BY ETHNIC GROUP  
New York City, 1952-1960

| Sex<br>Year       | White  | Negro  | Puerto<br>Rican | Yellow | Other | Total† |
|-------------------|--------|--------|-----------------|--------|-------|--------|
| <b>MALE</b>       |        |        |                 |        |       |        |
| 1952 .....        | 7,730  | 2,544  | 710             | 249    | 21    | 11,629 |
| 1960 .....        | 3,387  | 1,808  | 484             | 121    | 15    | 6,017  |
| Change .....      | -4,343 | -736   | -226            | -128   | -6    | -5,612 |
|                   | 56%    | 29%    | 32%             | 51%    | 29%   | 48%    |
| <b>FEMALE</b>     |        |        |                 |        |       |        |
| 1952 .....        | 3,594  | 1,985  | 860             | 35     | 7     | 6,657  |
| 1960 .....        | 1,023  | 1,081  | 497             | 10     | 5     | 2,672  |
| Change .....      | -2,571 | -904   | -363            | -25    | -2    | -3,985 |
|                   | 72%    | 46%    | 42%             | 71%    | 29%   | 60%    |
| <b>BOTH SEXES</b> |        |        |                 |        |       |        |
| 1952 .....        | 11,324 | 4,529  | 1,570           | 284    | 28    | 18,286 |
| 1960 .....        | 4,410  | 2,889  | 981             | 131    | 20    | 8,689  |
| Change .....      | -6,914 | -1,640 | -589            | -153   | -8    | -9,597 |
|                   | 61%    | 36%    | 38%             | 54%    | 29%   | 52%    |

†Including ethnic group not stated.

ACTIVE CASES IN TUBERCULOSIS REGISTER, BY AGE AND SEX, NEW YORK CITY  
December 31st of Each Year, Since 1948

| Age:              | 0-4 | 5-9 | 10-14 | 15-19 | 20-24 | 25-29 | 30-34 | 35-44 | 45-54 | 55-64 | 65+  | Unk. | All Ages |
|-------------------|-----|-----|-------|-------|-------|-------|-------|-------|-------|-------|------|------|----------|
| <b>MALE</b>       |     |     |       |       |       |       |       |       |       |       |      |      |          |
| 1948              | 224 | 170 | 72    | 258   | 839   | 1037  | 1012  | 2229  | 2381  | 1711  | 814  | 238  | 10985    |
| 1949              | 237 | 211 | 93    | 245   | 878   | 1120  | 1119  | 2357  | 2639  | 1922  | 999  | 248  | 12068    |
| 1950              | 262 | 220 | 70    | 194   | 811   | 1054  | 999   | 2192  | 2553  | 1962  | 1042 | 289  | 11648    |
| 1951              | 271 | 207 | 93    | 206   | 772   | 1045  | 974   | 2143  | 2728  | 2101  | 1075 | 244  | 11859    |
| 1952              | 293 | 171 | 100   | 194   | 612   | 925   | 945   | 2050  | 2705  | 2148  | 1235 | 251  | 11629    |
| 1953              | 272 | 173 | 83    | 200   | 564   | 871   | 941   | 2059  | 2715  | 2205  | 1399 | 234  | 11716    |
| 1954              | 266 | 167 | 66    | 162   | 461   | 683   | 827   | 1810  | 2521  | 2105  | 1296 | 138  | 10502    |
| 1955              | 298 | 146 | 87    | 225   | 458   | 605   | 713   | 1652  | 2296  | 1789  | 937  | 68   | 9274     |
| 1956              | 284 | 164 | 59    | 118   | 298   | 494   | 590   | 1469  | 2097  | 1818  | 1217 | 49   | 8557     |
| 1957              | 207 | 159 | 51    | 106   | 241   | 378   | 531   | 1279  | 1854  | 1718  | 1252 | 69   | 7845     |
| 1958              | 217 | 142 | 53    | 90    | 243   | 310   | 480   | 1177  | 1635  | 1606  | 1134 | 77   | 7164     |
| 1959              | 171 | 129 | 48    | 67    | 183   | 310   | 419   | 1066  | 1405  | 1482  | 1116 | 76   | 6472     |
| 1960              | 166 | 120 | 40    | 71    | 192   | 253   | 382   | 1019  | 1260  | 1359  | 1083 | 72   | 6017     |
| <b>FEMALE</b>     |     |     |       |       |       |       |       |       |       |       |      |      |          |
| 1948              | 197 | 126 | 96    | 434   | 1138  | 1341  | 1156  | 1526  | 707   | 369   | 285  | 160  | 7535     |
| 1949              | 238 | 190 | 103   | 435   | 1129  | 1356  | 1205  | 1723  | 745   | 389   | 330  | 166  | 8008     |
| 1950              | 233 | 205 | 106   | 405   | 1036  | 1229  | 1083  | 1563  | 736   | 358   | 341  | 116  | 7411     |
| 1951              | 225 | 192 | 118   | 368   | 985   | 1180  | 1023  | 1452  | 775   | 370   | 324  | 117  | 7129     |
| 1952              | 227 | 164 | 121   | 314   | 852   | 1029  | 951   | 1400  | 763   | 350   | 352  | 134  | 6657     |
| 1953              | 212 | 177 | 114   | 334   | 780   | 1012  | 916   | 1403  | 753   | 379   | 353  | 112  | 6545     |
| 1954              | 208 | 165 | 112   | 238   | 546   | 860   | 768   | 1222  | 645   | 345   | 310  | 61   | 5480     |
| 1955              | 249 | 142 | 143   | 285   | 542   | 674   | 609   | 874   | 483   | 280   | 251  | 36   | 4568     |
| 1956              | 247 | 163 | 70    | 175   | 375   | 543   | 572   | 855   | 517   | 278   | 257  | 23   | 4075     |
| 1957              | 228 | 127 | 76    | 171   | 266   | 408   | 438   | 741   | 475   | 278   | 269  | 42   | 3519     |
| 1958              | 201 | 117 | 64    | 120   | 233   | 301   | 377   | 627   | 443   | 218   | 251  | 37   | 2989     |
| 1959              | 168 | 111 | 59    | 94    | 195   | 287   | 353   | 596   | 425   | 219   | 243  | 48   | 2798     |
| 1960              | 133 | 124 | 55    | 88    | 179   | 255   | 341   | 604   | 416   | 210   | 233  | 34   | 2672     |
| <b>BOTH SEXES</b> |     |     |       |       |       |       |       |       |       |       |      |      |          |
| 1948              | 421 | 296 | 168   | 692   | 1977  | 2378  | 2168  | 3755  | 3088  | 2080  | 1099 | 398  | 18520    |
| 1949              | 475 | 401 | 196   | 680   | 2006  | 2476  | 2324  | 4080  | 3384  | 2311  | 1329 | 414  | 20076    |
| 1950              | 495 | 425 | 176   | 599   | 1847  | 2283  | 2082  | 3755  | 3289  | 2320  | 1383 | 405  | 19059    |
| 1951              | 496 | 399 | 211   | 574   | 1757  | 2225  | 1997  | 3595  | 3503  | 2471  | 1399 | 361  | 18988    |
| 1952              | 520 | 335 | 221   | 508   | 1464  | 1954  | 1896  | 3450  | 3468  | 2498  | 1587 | 385  | 18286    |
| 1953              | 484 | 350 | 197   | 534   | 1344  | 1883  | 1857  | 3462  | 3468  | 2584  | 1752 | 346  | 18261    |
| 1954              | 474 | 332 | 178   | 400   | 1007  | 1543  | 1595  | 3032  | 3166  | 2450  | 1606 | 199  | 15982    |
| 1955              | 547 | 288 | 230   | 510   | 1000  | 1279  | 1322  | 2526  | 2779  | 2069  | 1188 | 104  | 13842    |
| 1956              | 531 | 327 | 129   | 293   | 673   | 787   | 1162  | 2324  | 2614  | 2096  | 1474 | 72   | 12732    |
| 1957              | 413 | 286 | 127   | 277   | 507   | 736   | 969   | 2020  | 2329  | 1996  | 1521 | 111  | 11364    |
| 1958              | 435 | 259 | 117   | 210   | 476   | 611   | 857   | 1804  | 2078  | 1824  | 1385 | 114  | 10153    |
| 1959              | 339 | 240 | 107   | 159   | 378   | 597   | 772   | 1662  | 1830  | 1701  | 1359 | 124  | 9270     |
| 1960              | 299 | 244 | 93    | 159   | 371   | 508   | 723   | 1623  | 1678  | 1509  | 1316 | 106  | 8589     |

ACTIVE CASES IN TUBERCULOSIS REGISTER ON LAST DAY OF YEAR,  
BY AGE AND SEX, WHITE, NEGRO, PUERTO RICAN  
New York City, 1956-1960

| Race<br>Age  | Male |      |      |      |      | Female |      |      |      |      | Both Sexes |      |      |      |      |
|--------------|------|------|------|------|------|--------|------|------|------|------|------------|------|------|------|------|
|              | 1956 | 1957 | 1958 | 1959 | 1960 | 1956   | 1957 | 1958 | 1959 | 1960 | 1956       | 1957 | 1958 | 1959 | 1960 |
| WHITE        |      |      |      |      |      |        |      |      |      |      |            |      |      |      |      |
| 0-4          | 88   | 63   | 48   | 42   | 41   | 64     | 56   | 52   | 39   | 26   | 152        | 119  | 100  | 81   | 67   |
| 5-9          | 33   | 27   | 25   | 24   | 25   | 30     | 17   | 22   | 27   | 29   | 63         | 44   | 47   | 51   | 54   |
| 10-14        | 20   | 13   | 9    | 15   | 14   | 13     | 20   | 13   | 19   | 15   | 82         | 33   | 22   | 34   | 29   |
| 15-19        | 41   | 36   | 32   | 27   | 23   | 60     | 45   | 26   | 27   | 24   | 101        | 81   | 58   | 54   | 47   |
| 20-24        | 128  | 88   | 82   | 65   | 64   | 116    | 93   | 80   | 55   | 41   | 244        | 181  | 162  | 120  | 105  |
| 25-29        | 190  | 135  | 135  | 101  | 90   | 183    | 137  | 84   | 80   | 75   | 373        | 272  | 219  | 181  | 165  |
| 30-34        | 217  | 192  | 170  | 144  | 128  | 183    | 130  | 127  | 104  | 97   | 400        | 322  | 297  | 248  | 225  |
| 35-44        | 680  | 579  | 500  | 406  | 366  | 380    | 296  | 247  | 217  | 199  | 1060       | 875  | 747  | 623  | 565  |
| 45-54        | 1423 | 1271 | 1104 | 887  | 757  | 295    | 274  | 262  | 232  | 214  | 1718       | 1545 | 1366 | 1119 | 971  |
| 55-64        | 1460 | 1362 | 1259 | 1126 | 978  | 178    | 180  | 144  | 133  | 123  | 1638       | 1542 | 1403 | 1259 | 1101 |
| 65+          | 1017 | 1043 | 928  | 903  | 865  | 200    | 199  | 195  | 194  | 171  | 1217       | 1242 | 1123 | 1097 | 1036 |
| Total        | 5313 | 4839 | 4330 | 3775 | 3387 | 1710   | 1465 | 1271 | 1146 | 1023 | 7023       | 6304 | 5601 | 4921 | 4410 |
| NEGRO        |      |      |      |      |      |        |      |      |      |      |            |      |      |      |      |
| 0-4          | 95   | 75   | 108  | 81   | 71   | 93     | 89   | 82   | 80   | 67   | 188        | 164  | 190  | 161  | 138  |
| 5-9          | 79   | 79   | 88   | 68   | 50   | 87     | 72   | 51   | 46   | 57   | 166        | 151  | 139  | 114  | 107  |
| 10-14        | 25   | 26   | 30   | 18   | 17   | 37     | 29   | 33   | 27   | 24   | 62         | 55   | 63   | 45   | 41   |
| 15-19        | 51   | 43   | 28   | 26   | 27   | 71     | 75   | 58   | 41   | 38   | 122        | 118  | 86   | 67   | 65   |
| 20-24        | 82   | 65   | 83   | 65   | 73   | 161    | 107  | 88   | 75   | 71   | 243        | 172  | 171  | 140  | 144  |
| 25-29        | 191  | 143  | 109  | 124  | 93   | 227    | 172  | 140  | 135  | 105  | 418        | 315  | 249  | 259  | 198  |
| 30-34        | 271  | 243  | 225  | 195  | 181  | 275    | 221  | 168  | 171  | 169  | 546        | 464  | 393  | 366  | 350  |
| 35-44        | 634  | 535  | 508  | 490  | 505  | 360    | 347  | 286  | 289  | 310  | 994        | 882  | 794  | 779  | 815  |
| 45-54        | 534  | 442  | 395  | 390  | 374  | 166    | 145  | 128  | 122  | 136  | 700        | 587  | 523  | 512  | 510  |
| 55-64        | 261  | 249  | 237  | 257  | 271  | 64     | 56   | 44   | 56   | 61   | 325        | 305  | 281  | 313  | 332  |
| 65+          | 125  | 132  | 116  | 131  | 133  | 38     | 42   | 34   | 28   | 34   | 163        | 174  | 150  | 159  | 167  |
| Total        | 2360 | 2042 | 1936 | 1856 | 1808 | 1583   | 1360 | 1118 | 1078 | 1081 | 3943       | 3402 | 3054 | 2934 | 2889 |
| PUERTO RICAN |      |      |      |      |      |        |      |      |      |      |            |      |      |      |      |
| 0-4          | 95   | 63   | 55   | 43   | 51   | 86     | 78   | 64   | 46   | 38   | 181        | 141  | 119  | 89   | 89   |
| 5-9          | 51   | 50   | 29   | 35   | 41   | 39     | 37   | 43   | 37   | 37   | 90         | 87   | 72   | 72   | 78   |
| 10-14        | 13   | 11   | 12   | 12   | 8    | 19     | 23   | 16   | 11   | 15   | 67         | 34   | 28   | 23   | 23   |
| 15-19        | 19   | 22   | 27   | 14   | 20   | 41     | 45   | 34   | 24   | 23   | 60         | 67   | 61   | 38   | 43   |
| 20-24        | 76   | 79   | 71   | 48   | 50   | 86     | 61   | 60   | 60   | 63   | 162        | 140  | 131  | 108  | 113  |
| 25-29        | 92   | 82   | 54   | 71   | 54   | 114    | 83   | 66   | 65   | 70   | 206        | 165  | 120  | 136  | 124  |
| 30-34        | 78   | 70   | 66   | 65   | 57   | 99     | 77   | 74   | 73   | 66   | 177        | 147  | 140  | 138  | 123  |
| 35-44        | 104  | 112  | 114  | 109  | 97   | 101    | 87   | 79   | 75   | 83   | 205        | 199  | 193  | 184  | 180  |
| 45-54        | 69   | 84   | 63   | 59   | 56   | 47     | 49   | 46   | 62   | 57   | 116        | 133  | 109  | 121  | 113  |
| 55-64        | 33   | 36   | 36   | 32   | 28   | 27     | 31   | 22   | 22   | 17   | 60         | 67   | 58   | 54   | 45   |
| 65+          | 16   | 20   | 25   | 21   | 18   | 12     | 21   | 17   | 17   | 22   | 28         | 41   | 42   | 38   | 40   |
| Total        | 649  | 634  | 555  | 512  | 484  | 672    | 597  | 526  | 499  | 497  | 1321       | 1231 | 1081 | 1011 | 981  |

Note: Totals include persons whose age was not stated.



MALE, ACTIVE CASES OF TUBERCULOSIS IN REGISTER  
New York City, December 31, 1960

Part A

| Health Center<br>DISTRICT | Age Group |         |           |           |           |           |           |           |           |           |      |               | Total<br>Male |
|---------------------------|-----------|---------|-----------|-----------|-----------|-----------|-----------|-----------|-----------|-----------|------|---------------|---------------|
|                           | 0-<br>4   | 5-<br>9 | 10-<br>14 | 15-<br>19 | 20-<br>24 | 25-<br>29 | 30-<br>34 | 35-<br>44 | 45-<br>54 | 55-<br>64 | 65+  | Not<br>Stated |               |
| Central Harlem ...        | 26        | 15      | 7         | 11        | 23        | 31        | 68        | 218       | 161       | 132       | 77   | 6             | 775           |
| East Harlem .....         | 10        | 14      | 2         | 5         | 15        | 8         | 21        | 32        | 24        | 28        | 20   | 5             | 184           |
| Kips Bay-Yorkville        | 0         | 0       | 1         | 0         | 2         | 3         | 2         | 7         | 26        | 38        | 34   | 7             | 120           |
| Lower East Side ..        | 24        | 17      | 3         | 8         | 17        | 16        | 44        | 142       | 246       | 288       | 172  | 4             | 981           |
| Lower West Side ..        | 7         | 2       | 0         | 0         | 12        | 10        | 24        | 95        | 142       | 175       | 130  | 2             | 599           |
| Riverside .....           | 10        | 13      | 3         | 4         | 8         | 18        | 23        | 56        | 60        | 70        | 44   | 3             | 312           |
| Washington Heights        | 2         | 2       | 4         | 1         | 10        | 13        | 8         | 26        | 35        | 33        | 25   | 0             | 159           |
| MANHATTAN: .....          | 79        | 63      | 20        | 29        | 87        | 99        | 190       | 576       | 694       | 764       | 502  | 27            | 3130          |
| Fordham-Riverdale.        | 0         | 0       | 0         | 0         | 2         | 1         | 0         | 4         | 9         | 19        | 15   | 2             | 52            |
| Morrisania .....          | 5         | 7       | 2         | 3         | 13        | 21        | 22        | 51        | 37        | 44        | 26   | 2             | 233           |
| Mott Haven .....          | 15        | 9       | 1         | 8         | 12        | 17        | 18        | 40        | 46        | 36        | 33   | 5             | 240           |
| Pelham Bay .....          | 1         | 0       | 0         | 1         | 2         | 4         | 0         | 1         | 11        | 9         | 16   | 3             | 48            |
| Tremont .....             | 2         | 2       | 1         | 1         | 3         | 9         | 4         | 14        | 21        | 23        | 38   | 1             | 119           |
| Westchester .....         | 0         | 0       | 0         | 0         | 2         | 6         | 3         | 7         | 11        | 16        | 18   | 2             | 65            |
| BRONX: .....              | 23        | 18      | 4         | 13        | 34        | 58        | 47        | 117       | 135       | 147       | 146  | 15            | 757           |
| Bay Ridge .....           | 2         | 0       | 0         | 1         | 4         | 0         | 7         | 7         | 17        | 22        | 23   | 2             | 85            |
| Bedford .....             | 7         | 11      | 1         | 4         | 8         | 15        | 18        | 50        | 42        | 40        | 27   | 2             | 225           |
| Brownsville .....         | 11        | 3       | 1         | 2         | 4         | 13        | 12        | 20        | 30        | 22        | 37   | 0             | 155           |
| Bushwick .....            | 0         | 3       | 0         | 2         | 9         | 11        | 11        | 16        | 25        | 15        | 23   | 1             | 116           |
| Flatbush .....            | 2         | 0       | 0         | 0         | 2         | 4         | 2         | 9         | 13        | 23        | 27   | 0             | 82            |
| Fort Greene .....         | 8         | 6       | 1         | 5         | 7         | 7         | 24        | 36        | 35        | 22        | 23   | 1             | 175           |
| Gravesend .....           | 2         | 0       | 1         | 1         | 2         | 1         | 7         | 15        | 13        | 15        | 17   | 0             | 74            |
| Red Hook-Gowanus .        | 12        | 4       | 2         | 2         | 9         | 8         | 8         | 27        | 29        | 42        | 33   | 1             | 177           |
| Sunset Park .....         | 0         | 1       | 2         | 1         | 2         | 5         | 8         | 9         | 23        | 29        | 29   | 2             | 111           |
| Wmsbrg-Greenpoint.        | 7         | 2       | 1         | 2         | 6         | 8         | 11        | 16        | 27        | 19        | 34   | 5             | 138           |
| BROOKLYN: .....           | 51        | 30      | 9         | 20        | 53        | 72        | 108       | 205       | 254       | 249       | 273  | 14            | 1338          |
| Astoria-L.I.City .        | 2         | 1       | 1         | 2         | 1         | 3         | 4         | 18        | 37        | 39        | 16   | 6             | 130           |
| Corona .....              | 0         | 2       | 3         | 3         | 3         | 4         | 6         | 21        | 23        | 35        | 28   | 3             | 131           |
| Flushing .....            | 0         | 2       | 3         | 3         | 6         | 3         | 5         | 18        | 30        | 38        | 29   | 2             | 139           |
| Jamaica East .....        | 10        | 3       | 0         | 0         | 4         | 9         | 8         | 30        | 28        | 23        | 35   | 0             | 150           |
| Jamaica West .....        | 1         | 0       | 0         | 0         | 4         | 2         | 8         | 18        | 27        | 21        | 22   | 1             | 104           |
| Maspeth-For. Hills        | 0         | 1       | 0         | 0         | 0         | 1         | 3         | 7         | 17        | 27        | 12   | 2             | 70            |
| QUEENS: .....             | 13        | 9       | 7         | 8         | 18        | 22        | 34        | 112       | 162       | 183       | 142  | 14            | 724           |
| RICHMOND: .....           | 0         | 0       | 0         | 1         | 0         | 2         | 3         | 9         | 15        | 16        | 20   | 2             | 68            |
| NEW YORK CITY: ...        | 166       | 120     | 40        | 71        | 192       | 253       | 382       | 1019      | 1260      | 1359      | 1083 | 72            | 6017          |

FEMALE, ACTIVE CASES OF TUBERCULOSIS IN REGISTER  
New York City, December 31, 1960

Part B

| Health Center<br>DISTRICT | Age Group |         |           |           |           |           |           |           |           |           |     |               | Total<br>Female |
|---------------------------|-----------|---------|-----------|-----------|-----------|-----------|-----------|-----------|-----------|-----------|-----|---------------|-----------------|
|                           | 0-<br>4   | 5-<br>9 | 10-<br>14 | 15-<br>19 | 20-<br>24 | 25-<br>29 | 30-<br>34 | 35-<br>44 | 45-<br>54 | 55-<br>64 | 65+ | Not<br>Stated |                 |
| Central Harlem .....      | 28        | 24      | 9         | 16        | 26        | 33        | 65        | 123       | 55        | 25        | 18  | 5             | 427             |
| East Harlem .....         | 4         | 12      | 6         | 4         | 10        | 9         | 10        | 23        | 19        | 9         | 11  | 1             | 118             |
| Kips Bay-Yorkville..      | 2         | 2       | 0         | 0         | 2         | 2         | 4         | 9         | 9         | 3         | 10  | 2             | 45              |
| Lower East Side ....      | 25        | 18      | 6         | 2         | 13        | 18        | 24        | 30        | 24        | 15        | 22  | 3             | 200             |
| Lower West Side ....      | 2         | 2       | 1         | 3         | 5         | 6         | 13        | 14        | 23        | 5         | 5   | 2             | 81              |
| Riverside .....           | 9         | 9       | 2         | 8         | 11        | 22        | 23        | 37        | 22        | 20        | 9   | 4             | 176             |
| Washington Heights..      | 1         | 5       | 3         | 5         | 6         | 3         | 8         | 27        | 11        | 7         | 8   | 1             | 85              |
| MANHATTAN: .....          | 71        | 72      | 27        | 38        | 73        | 93        | 147       | 263       | 163       | 84        | 83  | 18            | 1132            |
| Fordham-Riverdale...      | 0         | 0       | 0         | 0         | 1         | 0         | 1         | 8         | 5         | 2         | 7   | 0             | 24              |
| Morrisania .....          | 7         | 7       | 3         | 4         | 9         | 24        | 26        | 46        | 27        | 10        | 14  | 1             | 178             |
| Mott Haven .....          | 11        | 6       | 4         | 7         | 17        | 20        | 23        | 29        | 25        | 9         | 12  | 3             | 166             |
| Pelham Bay .....          | 0         | 0       | 2         | 0         | 1         | 2         | 3         | 5         | 4         | 2         | 5   | 0             | 24              |
| Tremont .....             | 1         | 1       | 1         | 3         | 2         | 4         | 7         | 14        | 13        | 6         | 6   | 0             | 58              |
| Westchester .....         | 0         | 1       | 0         | 0         | 1         | 4         | 4         | 9         | 7         | 3         | 4   | 1             | 34              |
| BRONX: .....              | 19        | 15      | 10        | 14        | 31        | 54        | 64        | 111       | 81        | 32        | 48  | 5             | 484             |
| Bay Ridge .....           | 2         | 1       | 0         | 1         | 3         | 3         | 1         | 6         | 3         | 5         | 5   | 1             | 31              |
| Bedford .....             | 8         | 10      | 2         | 5         | 13        | 17        | 22        | 33        | 27        | 14        | 11  | 0             | 162             |
| Brownsville .....         | 10        | 9       | 2         | 4         | 11        | 21        | 11        | 10        | 13        | 2         | 12  | 0             | 105             |
| Bushwick .....            | 3         | 1       | 1         | 5         | 5         | 7         | 4         | 19        | 13        | 5         | 11  | 0             | 74              |
| Flatbush .....            | 1         | 1       | 0         | 0         | 1         | 2         | 0         | 11        | 5         | 4         | 8   | 0             | 33              |
| Fort Greene .....         | 6         | 2       | 3         | 7         | 7         | 9         | 21        | 34        | 13        | 3         | 7   | 1             | 113             |
| Gravesend .....           | 0         | 0       | 0         | 2         | 2         | 0         | 3         | 10        | 4         | 3         | 6   | 0             | 30              |
| Red Hook-Gowanus ...      | 4         | 6       | 5         | 4         | 2         | 9         | 8         | 16        | 12        | 3         | 5   | 0             | 74              |
| Sunset Park .....         | 0         | 3       | 1         | 1         | 3         | 2         | 5         | 5         | 7         | 4         | 6   | 0             | 37              |
| Wmsbrg.-Greenpoint..      | 3         | 0       | 2         | 1         | 8         | 12        | 16        | 11        | 13        | 8         | 3   | 0             | 77              |
| BROOKLYN: .....           | 37        | 33      | 16        | 30        | 55        | 82        | 91        | 155       | 110       | 51        | 74  | 2             | 736             |
| Astoria-L.I.City ...      | 2         | 1       | 0         | 1         | 1         | 2         | 4         | 11        | 16        | 6         | 5   | 4             | 53              |
| Corona .....              | 1         | 1       | 1         | 1         | 7         | 10        | 5         | 13        | 9         | 7         | 2   | 2             | 59              |
| Flushing .....            | 1         | 0       | 0         | 0         | 4         | 3         | 8         | 15        | 10        | 11        | 5   | 0             | 57              |
| Jamaica East .....        | 2         | 1       | 1         | 1         | 3         | 6         | 14        | 24        | 5         | 7         | 7   | 0             | 71              |
| Jamaica West .....        | 0         | 1       | 0         | 1         | 3         | 3         | 5         | 6         | 13        | 6         | 4   | 0             | 42              |
| Maspeth-For. Hills..      | 0         | 0       | 0         | 1         | 0         | 1         | 1         | 6         | 5         | 5         | 2   | 3             | 24              |
| QUEENS: .....             | 6         | 4       | 2         | 5         | 18        | 25        | 37        | 75        | 58        | 42        | 25  | 9             | 306             |
| RICHMOND: .....           | 0         | 0       | 0         | 1         | 2         | 1         | 2         | 0         | 4         | 1         | 3   | 0             | 14              |
| NEW YORK CITY: .....      | 133       | 124     | 55        | 88        | 179       | 255       | 341       | 604       | 416       | 210       | 233 | 34            | 2672            |

REACTIVATED  
CASES

Each year since 1950 the Bureau of Tuberculosis has recorded about thirteen hundred individuals in whom previously arrested disease has become "reactivated". The annual average for the 1950-1960 period was 1,362. Information is insufficient to indicate the proportion of "reactivations" in relation to all previously arrested cases. There may be additional reactivations not reported to the Department of Health.

The significance of this relatively large number of "reactivated" or relapsed cases is somewhat speculative but nevertheless serious. In 1950 these cases constituted 15 percent of the total of new active and reactivated cases during the year; in 1960 they comprised 21 percent of the comparable total. With modern chemotherapy we might have expected a reverse trend in this index (i.e., the proportion that the reactivated cases are to the total new and reactivated cases during the year). This phenomenon deserves study to ascertain whether because of late original diagnosis and treatment it represents unfavorable prognosis, inadequacy of drug treatment, adverse socio-economic conditions or other influences.

REACTIVATED CASES OF TUBERCULOSIS\*

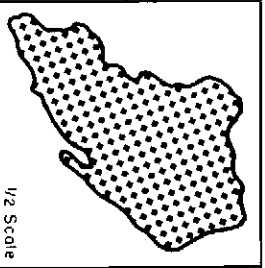
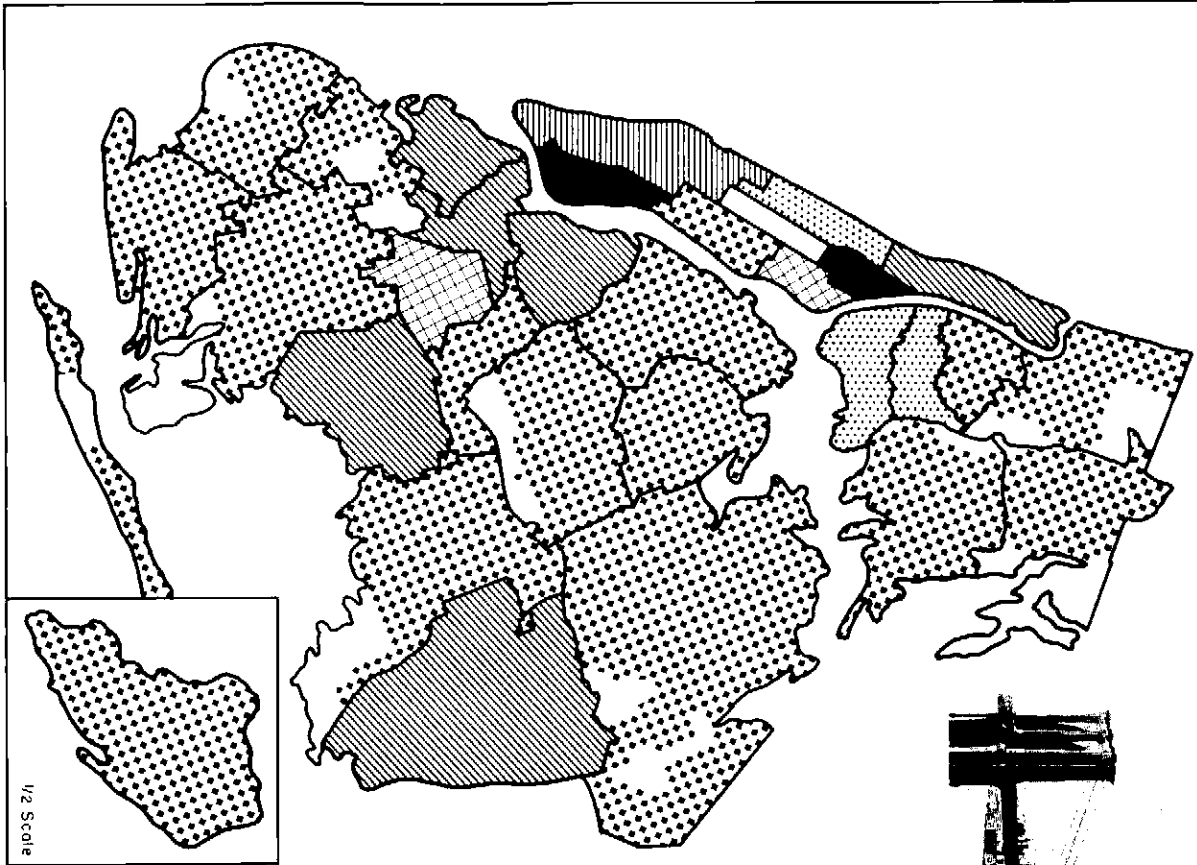

| Year       | Manhattan | Bronx | Brooklyn | Queens | Richmond | New York City |
|------------|-----------|-------|----------|--------|----------|---------------|
| 1950 ..... | 518       | 200   | 405      | 201    | 18       | 1,342         |
| 1951 ..... | 513       | 183   | 408      | 166    | 26       | 1,296         |
| 1952 ..... | 466       | 190   | 442      | 199    | 25       | 1,322         |
| 1953 ..... | 630       | 195   | 445      | 167    | 41       | 1,478         |
| 1954 ..... | 598       | 193   | 433      | 150    | 30       | 1,404         |
| 1955 ..... | 581       | 183   | 440      | 124    | 33       | 1,361         |
| 1956 ..... | 596       | 154   | 400      | 126    | 16       | 1,292         |
| 1957 ..... | 683       | 201   | 424      | 137    | 22       | 1,467         |
| 1958 ..... | 658       | 170   | 413      | 135    | 24       | 1,400         |
| 1959 ..... | 649       | 196   | 370      | 134    | 33       | 1,382         |
| 1960 ..... | 584       | 170   | 339      | 125    | 20       | 1,238         |

\*Previously arrested, cases resumed.

Based on Tuberculosis Register, Bureau of Tuberculosis, Department of Health, The City of New York.

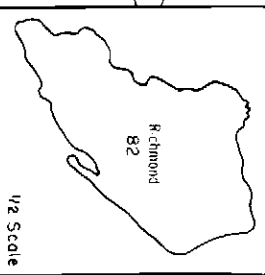
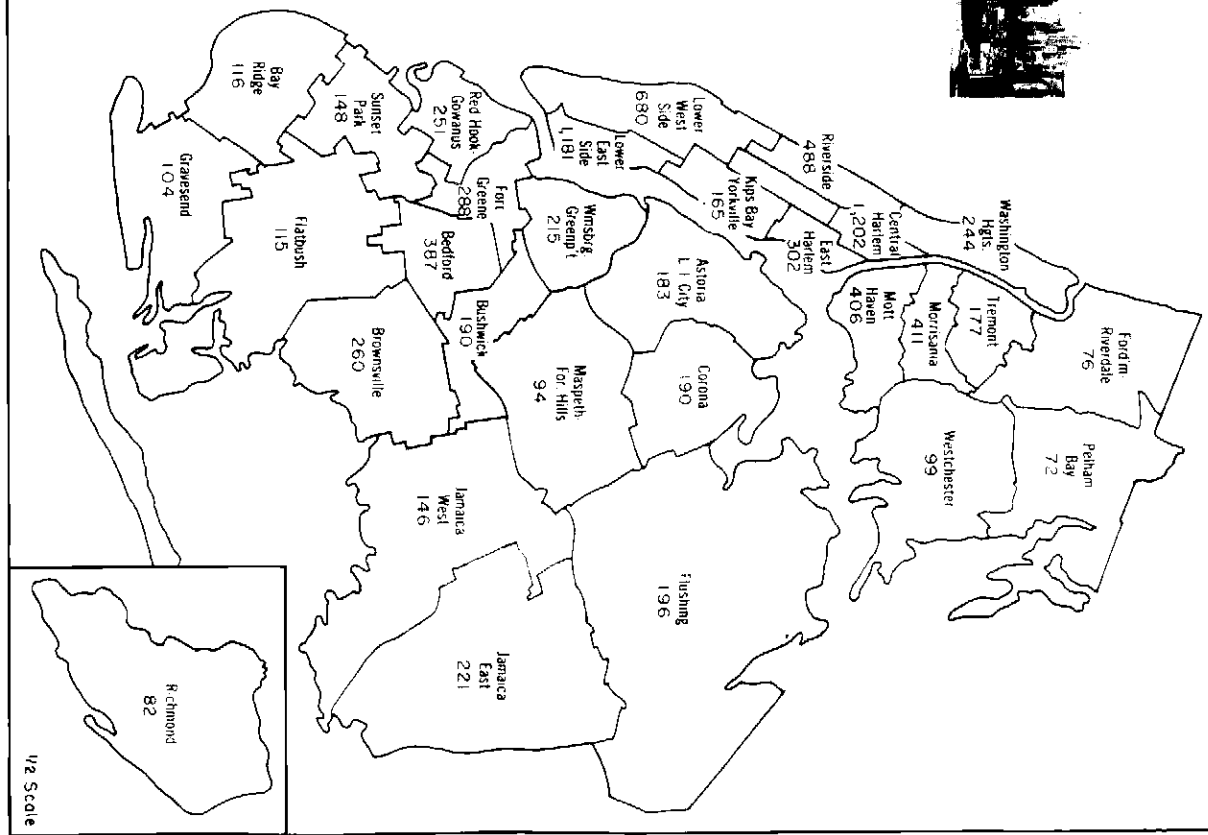
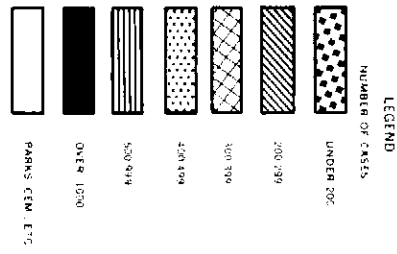
*1300 = 1.4% of 90,000 on case register*

# TOTAL CASES OF TUBERCULOSIS REGISTERED IN EACH HEALTH CENTER DISTRICT OF NEW YORK CITY ON DECEMBER 31, 1960



1/2 Scale

| TOTAL REGISTER       |              |
|----------------------|--------------|
| Manhattan            | 4,262        |
| Brooklyn             | 2,074        |
| Bronx                | 1,241        |
| Queens               | 1,030        |
| Richmond             | 82           |
| <b>New York City</b> | <b>9,689</b> |



1/2 Scale

BASED ON REPORTS BY COURTESY OF THE BUREAU OF RECORDS AND STATISTICS, DEPARTMENT OF HEALTH, THE CITY OF NEW YORK.

NEW YORK TUBERCULOSIS AND HEALTH ASSOCIATION