APPENDIX G

NOISE

- *Traffic Volumes Used for Analysis*


Kent Av
Wythe Av
N
N 3rd St
1
19
1
1
1
12
0
16
4
3
15
64
15
21
491
116
58
143
Metropolitan Av
10
1
4
1
3
447
138
124
18
0
31
2
0
5
21
4
10
642
15
19
N 1st St
0
0
0
9
3
567
15
21
9
19
22
22
23
616
22
21
74
Grand St
4
17
6
544
28
30
15
River St
Kent Av
Wythe Av

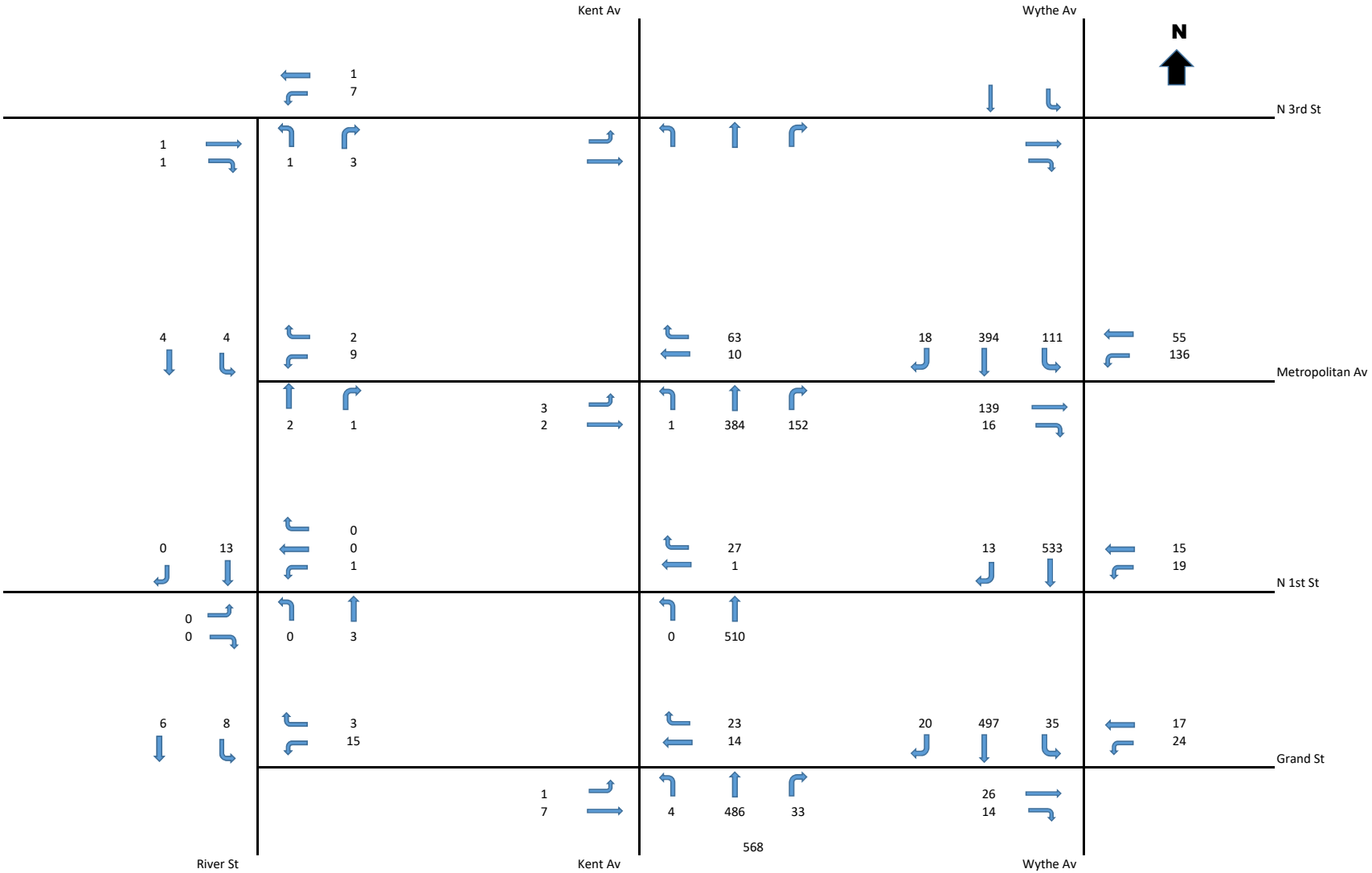
Kent Av
Wythe Av
N
N 3rd St
1
7
1
1
1
3
4
4
2
9
63
10
18
394
111
55
136
Metropolitan Av
2
1
3
2
1
384
152
139
16
0
13
0
0
1
27
1
13
533
15
19
N 1st St
0
0
0
3
0
510
6
8
3
15
23
14
20
497
35
17
24
Grand St
1
7
4
486
33
26
14
568
River St
Kent Av
Wythe Av


Kent Av
Wythe Av
N
N 3rd St
1
15
1
1
1
8
9
7
3
14
84
13
15
626
78
82
163
Metropolitan Av
6
3
6
4
4
678
191
184
13
0
23
1
0
4
30
3
14
788
19
12
N 1st St
0
0
0
8
2
843
13
14
8
18
34
15
18
769
13
31
31
Grand St
3
11
11
808
37
22
26
River St
Kent Av
Wythe Av


Kent Av
Wythe Av
N
N 3rd St
Metropolitan Av
N 1st St
Grand St
River St
Kent Av
Wythe Av
0
1
17
0
1
1
1
33
0
15
3
11
60
21
66
89
32
518
119
123
181
3
28
23
31
20
2
8
25
3
472
182
188
19
0
0
59
18
0
5
22
4
11
707
15
20
0
0
0
0
0
35
19
635
28
36
35
23
23
37
31
673
23
29
77
4
32
21
627
27
34
25


Kent Av
Wythe Av
N
N 3rd St
Metropolitan Av
N 1st St
Grand St
River St
Kent Av
Wythe Av
0
1
7
0
1
1
25
0
5
3
7
67
12
10
52
42
65
85
41
402
114
109
148
47
9
2
14
43
1
397
190
217
16
0
0
59
24
0
1
28
1
13
553
16
20
0
0
0
0
0
34
24
560
28
32
34
21
23
27
29
506
38
21
26
1
31
28
560
28
30
29

2027 No-Action Traffic Conditions - PM

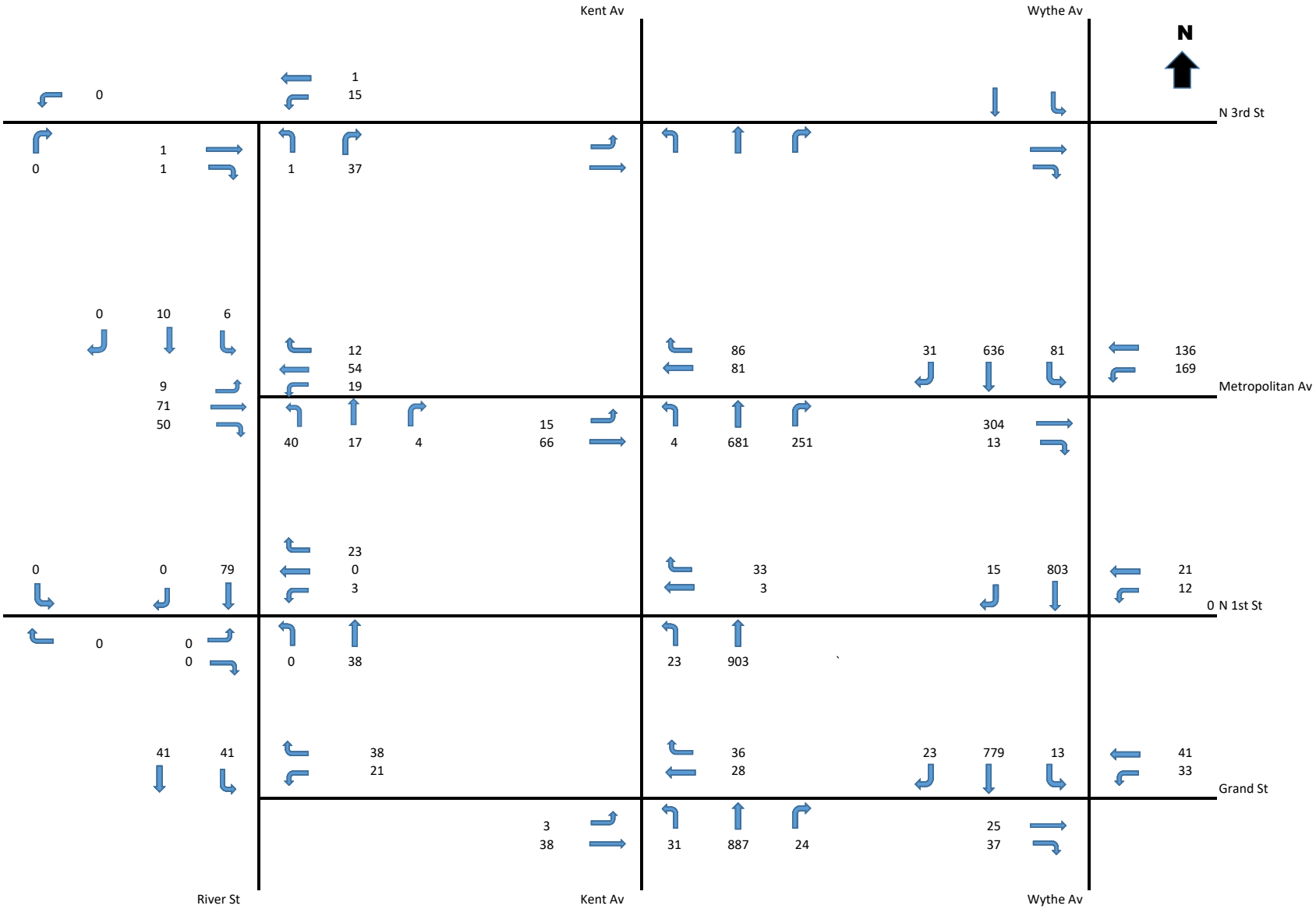

2027 With-Action Traffic Conditions - AM




Kent Av
Wythe Av
N
N 3rd St
Metropolitan Av
N 1st St
Grand St
River St
Kent Av
Wythe Av
0
1
7
0
1
1
1
28
0
5
3
9
0
38
65
46
28
413
114
83
162
0
0
0
0
20
41
11
33
1
397
190
207
16
72
25
18
2
34
1
28
23
35
556
16
20
0
72
47
25
13
12
14
560
19
25
25
21
23
27
29
509
38
21
26
1
24
19
550
28
31
21

2027 With-Action Traffic Conditions - PM